



CUYAHOGA COUNTY COMMON PLEAS COURT

***Statistics Report
April 2026***

***Michael P. Shaughnessy
Administrative and Presiding Judge***

TABLE OF CONTENTS

Criminal Statistics

Newly Filed, Re-Activated and Transferred in Cases _____ 4

Yearly Criminal Terminations _____ 5

Pending Criminal Cases End of Period _____ 6

Clearance Rate _____ 7

Arrest to Disposition Timeline _____ 8

Average Arrest to Disposition Timeline (Jail Cases) _____ 9

Average Arrest to Disposition Timeline (Non-Jail Cases) _____ 10

Average Arrest to Disposition Timeline (Jail and Non-Jail Cases) _____ 11

Yearly Average Arrest to Disposition Timeline _____ 12

Indictments and Informations Filed With the Clerk of Courts _____ 13

Bail Case Arraignment Activity _____ 14

Overall Arraignment Statistics _____ 15

Foreclosure Statistics

Total Pending Judicial Foreclosure Cases Referred to Magistrates _____ 17

Total Pending Tax Lien & Certificate Cases Referred to Magistrates _____ 18

Percentage of Pending Judicial Foreclosure Cases By Filing Year _____ 19

Judicial Foreclosure Clearance Rate Year 2026 _____ 20

Avg. Number of Days to Disp. (Excl. Bank. Stays & Tax Lien & Tax Cert.) _____ 21

Avg. Number of Days to Disp. (Excl. Bank. Stays & Incl. Tax Lien & Tax Cert.) _____ 22

Total New Judicial Foreclosure Filings _____ 23

New Marsh of Lien/Quiet Title/Partition Case Filings for Years 2011 – 2026 YTD _____ 23

New Marsh of Lien/Quiet Title/Partition Case Filings by month for 2026 YTD _____ 24

New Tax Lien & Certificate Filings for Years 2011 – 2026 YTD _____ 25

New Tax Lien & Certificate Filings by Month for Year 2026 YTD _____ 25

Total New Judicial Foreclosure Filings Years 2011 – 2026 YTD _____ 26

Total New Judicial Foreclosure Filings by Month for Year 2026 YTD _____ 26

Magistrate’s Monthly Reports _____ 27

Report CMSR1062 - Judicial Foreclosure Statistics by Judge _____ 35

Monthly Summary _____ 41

Year to Date Summary _____ 43

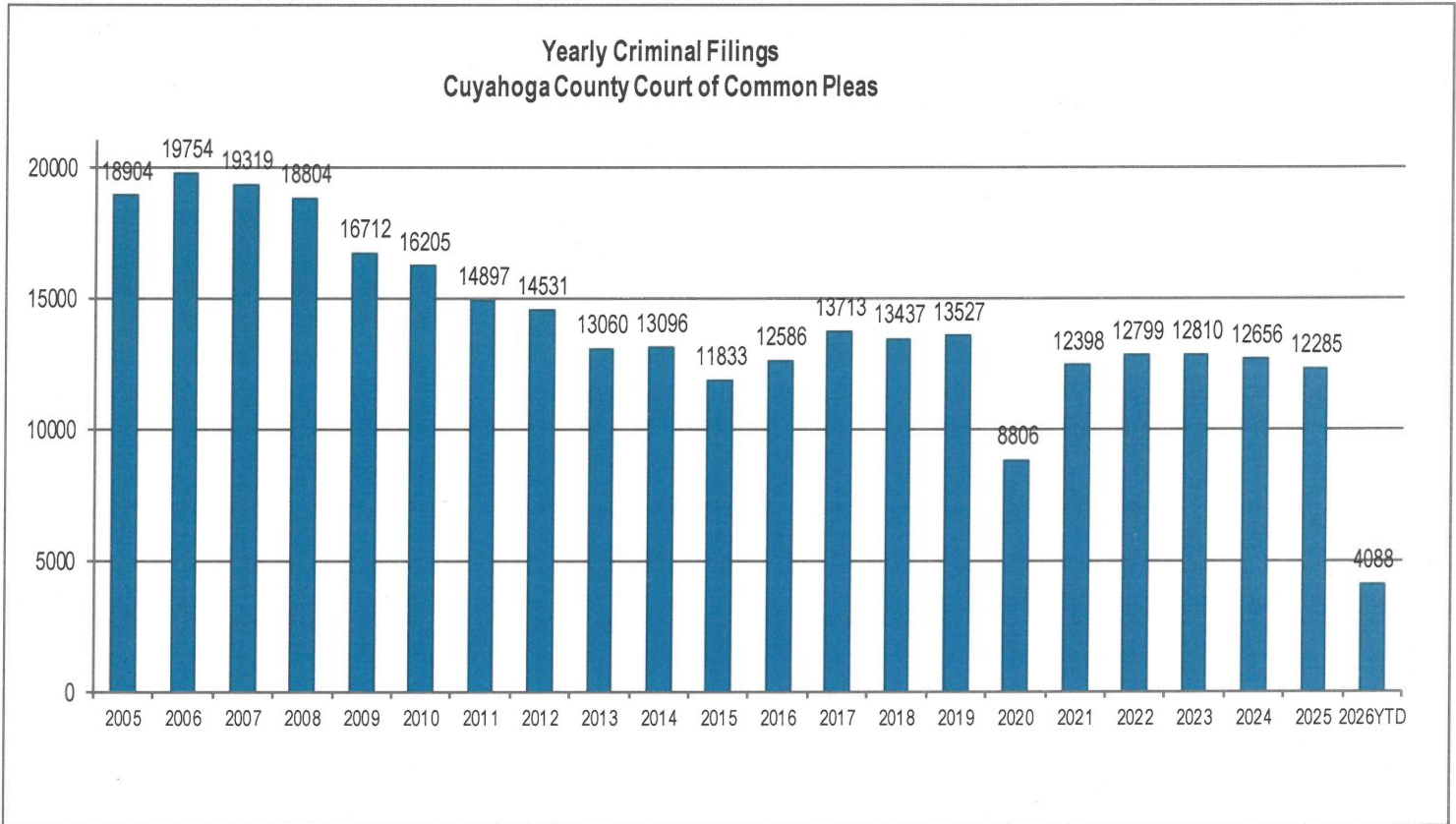
Corrections/Adjustments _____ 45

Criminal Case Statistics

CUYAHOGA COUNTY COMMON PLEAS COURT

Newly Filed, Re-Activated and Transferred in Cases

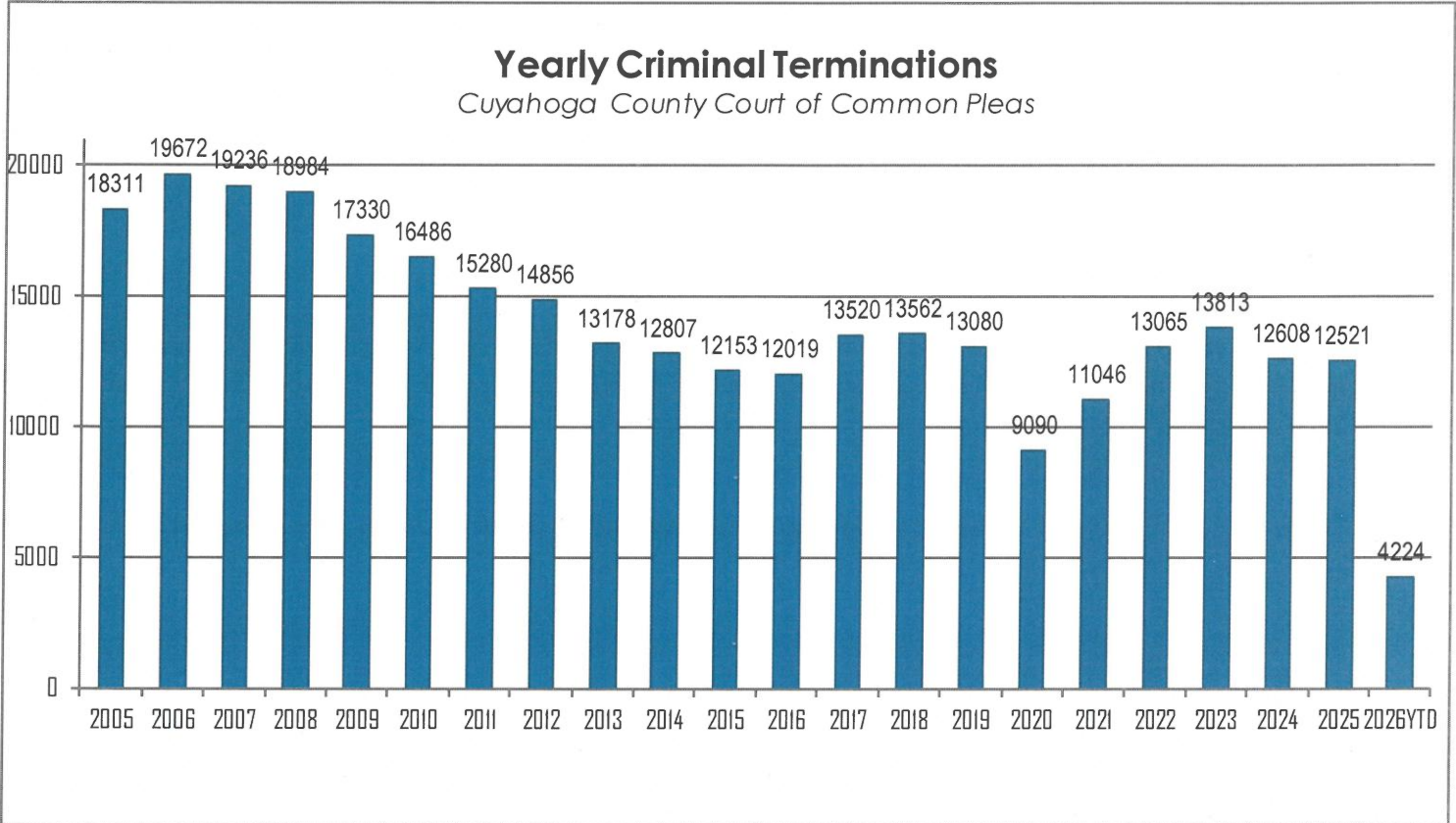
The following chart is a representation of all filed cases in Cuyahoga County Court of Common Pleas from 2005 – April 2026. Newly filed cases are defined as having been arraigned and assigned to a Judge. Re-activated cases are defined as cases where a defendant was unavailable for trial and has now become ready to proceed. Transferred cases are defined as cases moved from one judge's docket to another. This could be due to re-assignment to a Mental Health Judge or after additional information indicates that by Court rule, the case should have been assigned to another Judge.



CUYAHOGA COUNTY COMMON PLEAS COURT

Yearly Criminal Terminations

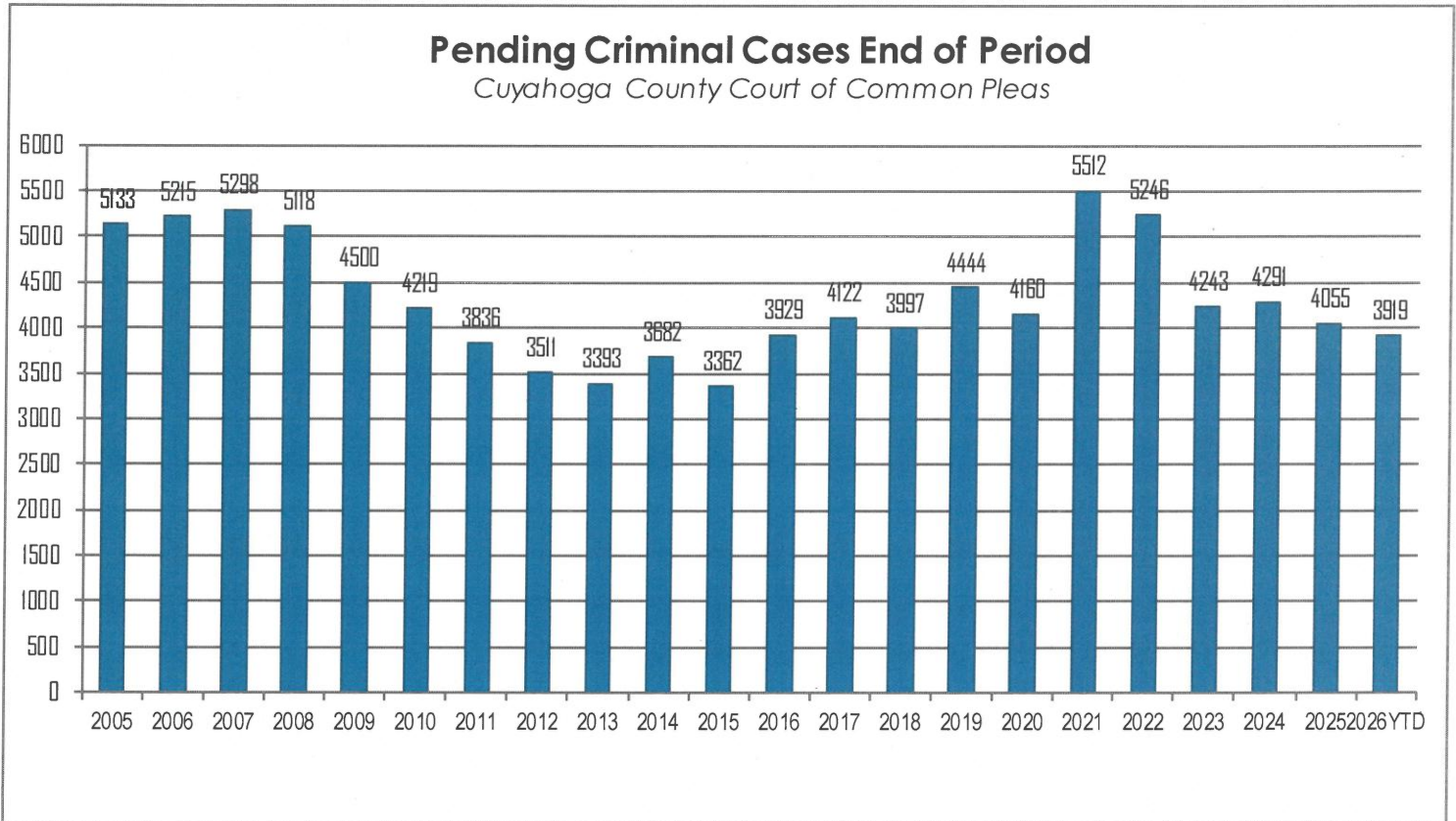
The following chart represents cases that have been terminated by the court from 2005 – April 2026. These cases have been terminated either by trial; plea, dismissal or a defendant is unavailable for trial or sentencing.



CUYAHOGA COUNTY COMMON PLEAS COURT

Pending Criminal Cases End of Period

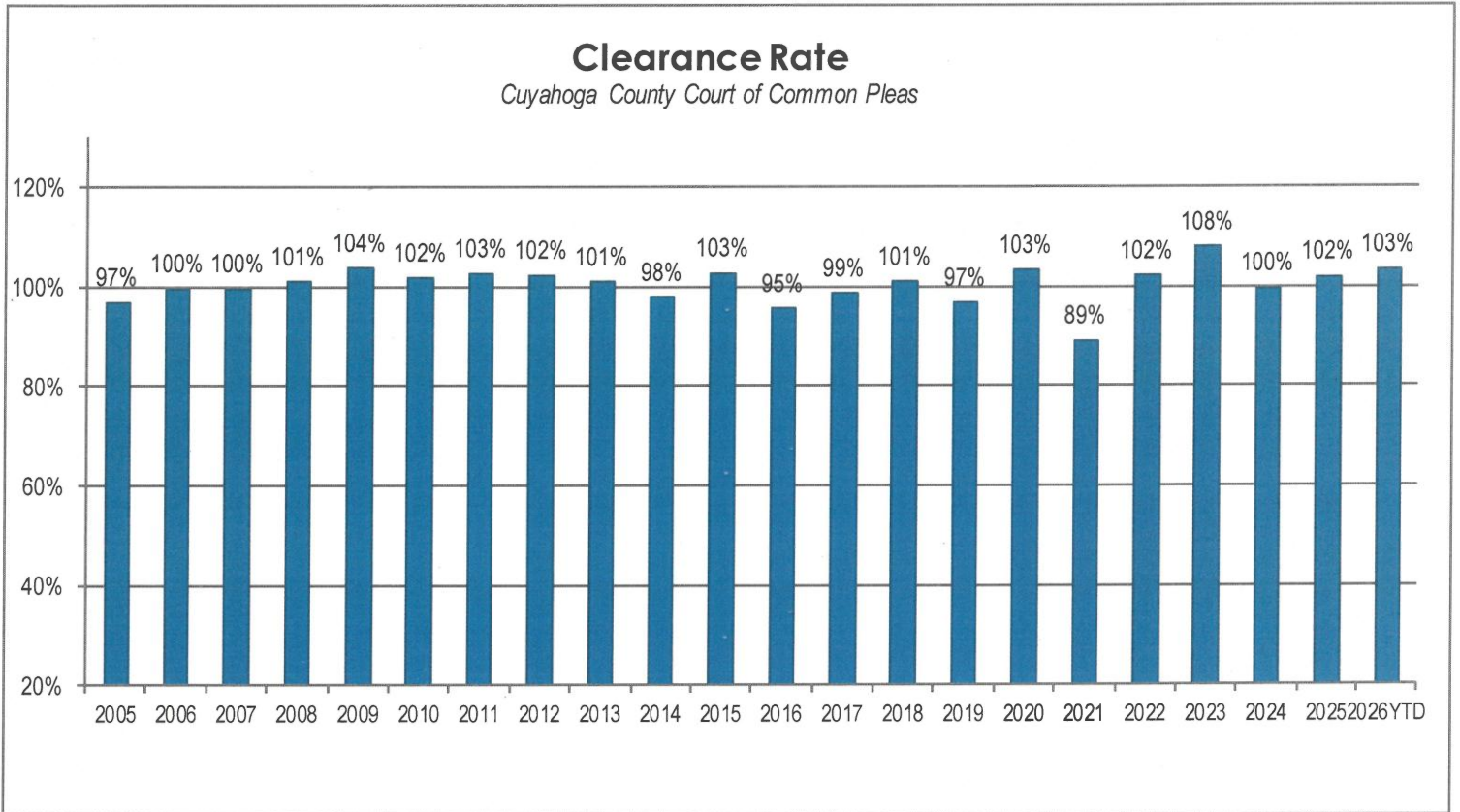
The following chart represents the total number of cases pending at the end of the reporting period from 2005 – April 2026. Pending criminal cases at the end of the period is determined by adding the total number of pending cases at the beginning of the reporting period, and all newly filed, re-activated and transferred in cases. The total number of cases terminated in the period is subtracted from the sum total pending at the beginning of the period to give the value pending at the end of the period.



CUYAHOGA COUNTY COMMON PLEAS COURT

Clearance Rate

The Clearance Rate is the total number of outgoing cases as a percentage of the number of incoming cases. Clearance rate measures whether the court is keeping up with its incoming caseload. If cases are not disposed in a timely manner, a backlog of cases awaiting disposition will grow. A Clearance Rate of 100% indicates that at least as many cases have been filed, reopened, or reactivated in a period have been disposed.



Arrest to Disposition Timeline

Arrest to disposition timeline is a method to measure how felony cases flow through the Cuyahoga County Criminal Justice System. By capturing how long a case takes to move from stage to stage, we can examine where problems may exist and where potential improvements in case processing can be made.

The source data was extracted from the Cuyahoga County Court of Common Pleas Case Management System. The overall population of sample data was based on cases terminated in a given month excluding cases that have gone through diversion programs. A case is defined as a defendant and all charges involved in a single incident. The period for the extracted data is from April 2026.

The stages examined were:

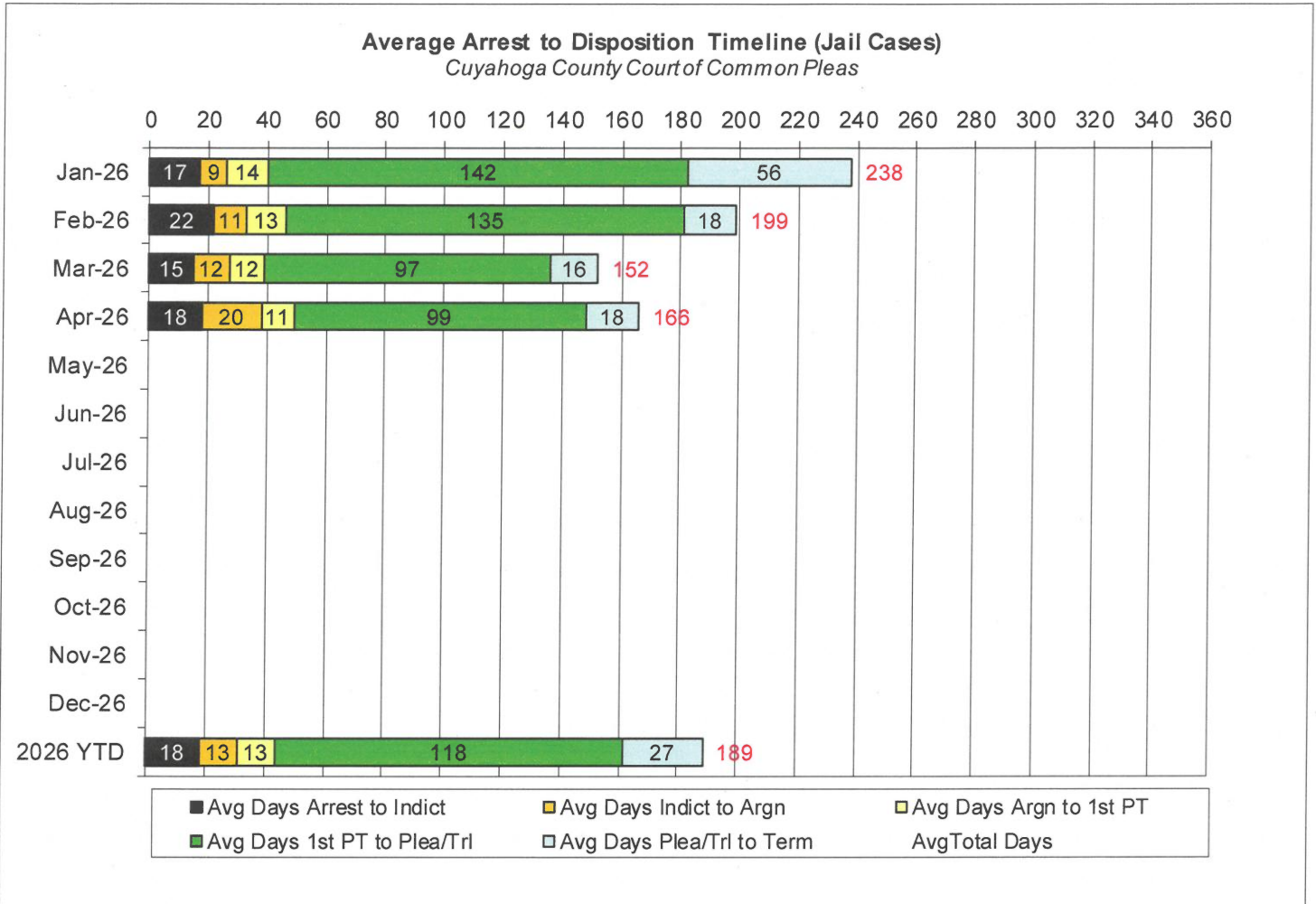
- Arrest to Indictment
- Indictment to Arraignment
- Arraignment to 1st Pre-Trial
- 1st Pre-Trial to Plea/Trial
- Plea/Trial to Termination

Due to the fact that each case may or may not have all of the stage date elements, a method to arrive at stage averages was applied. For a case to be included in the average for a stage there would need to be both dates for the given stage. A case would be included in the Arrest to Indictment stage if both arrest date and indictment date were available. This method was applied to each of the five stages. Next we calculated the total number of cases that met the date criteria for each of the ranges and also the total number of days between each date. To arrive at an average, the total number of days for each case in each range was calculated and divided by the total number of cases that met the date criteria. If a case had a time period or periods where the defendant was capiased or referred to the Psych Clinic, that amount of time was subtracted from the appropriate range. For re-indicted cases, the original arrest date is used.

The following three charts are for Jail, Non-Jail and combined Jail and Non-Jail cases. Jail and Non-Jail cases are defined by the posting of bond prior to plea or trial.

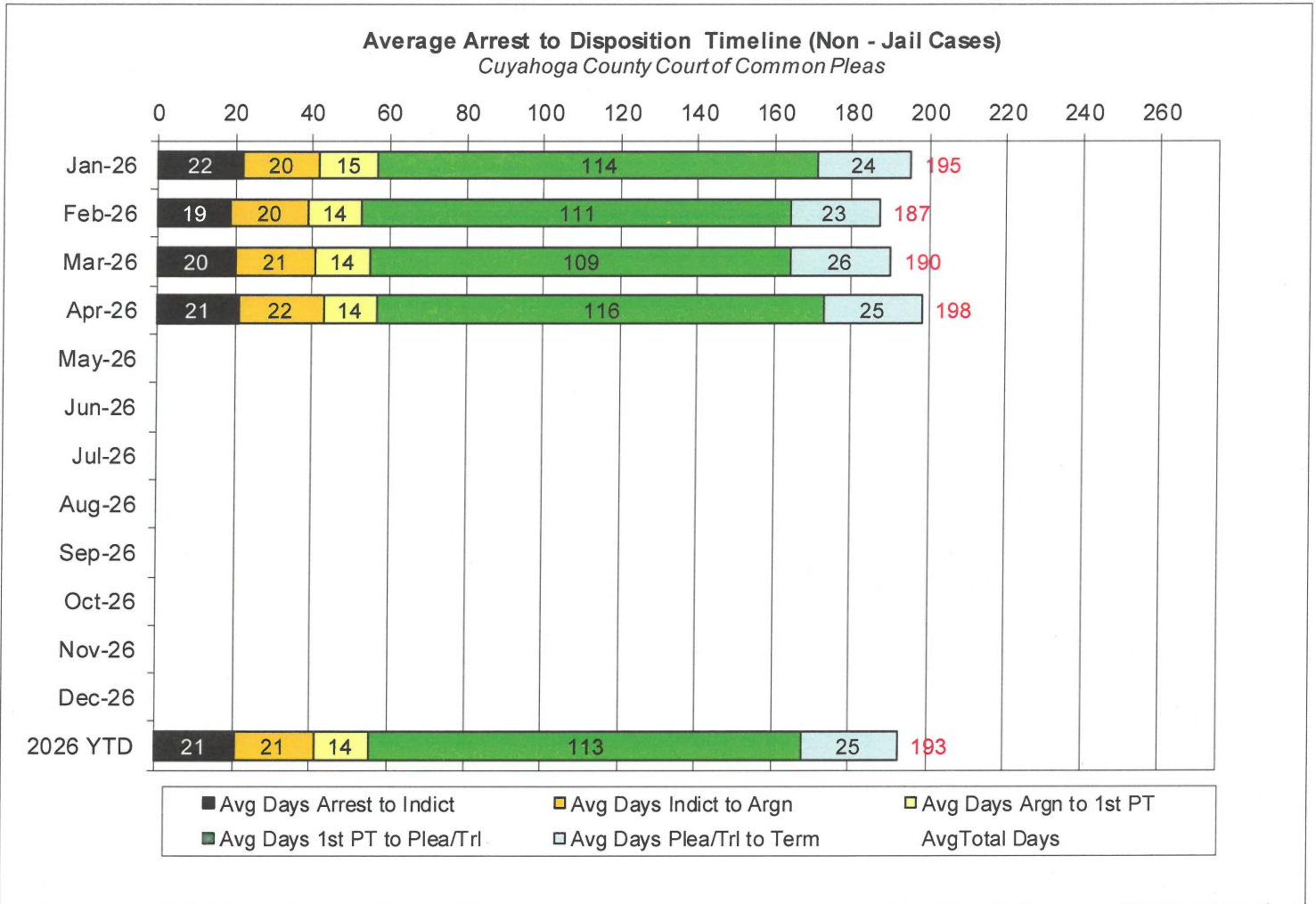
CUYAHOGA COUNTY COMMON PLEAS COURT

Average Arrest to Disposition Timeline (Jail Cases)



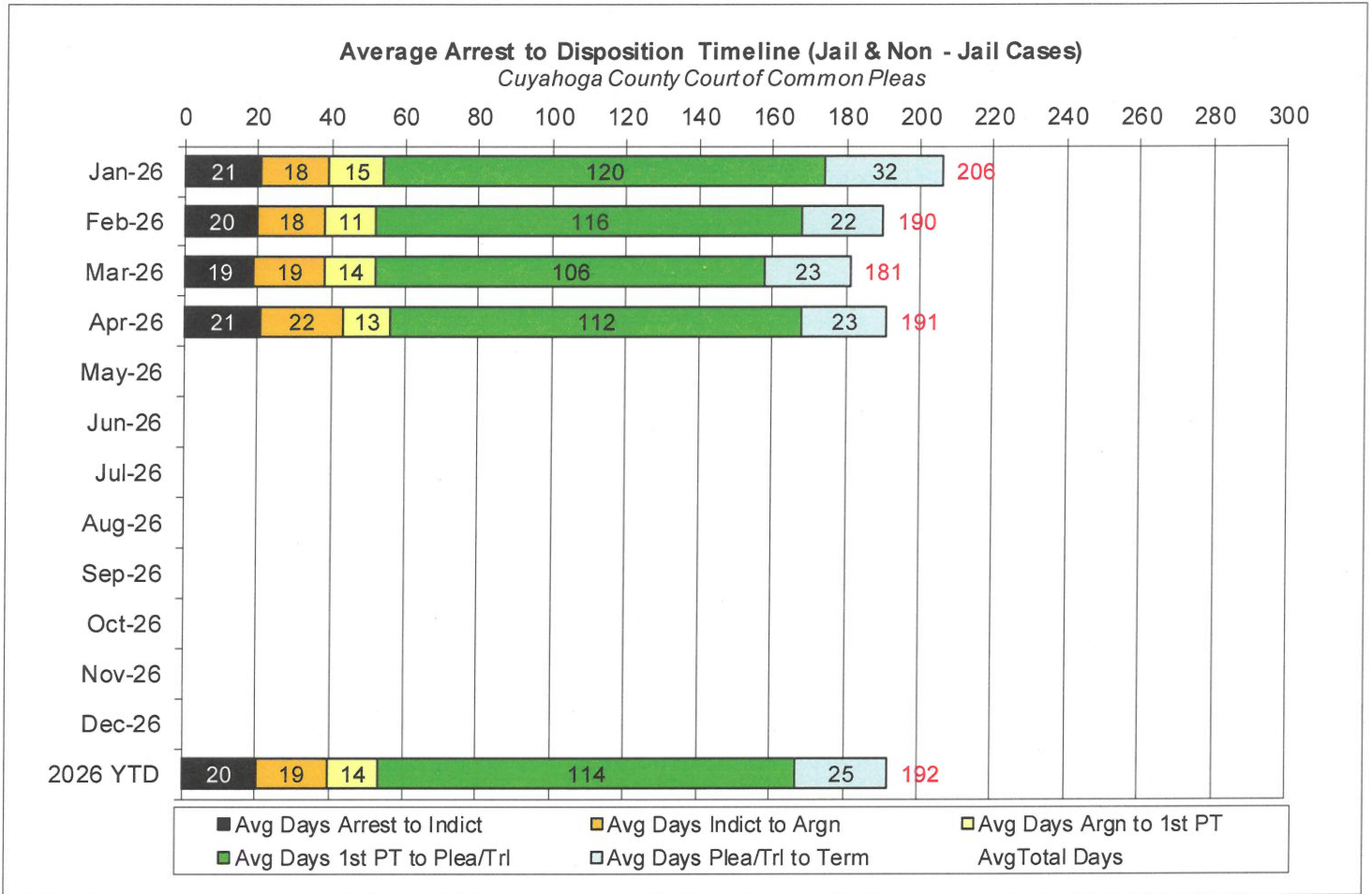
CUYAHOGA COUNTY COMMON PLEAS COURT

Average Arrest to Disposition Timeline (Non-Jail Cases)



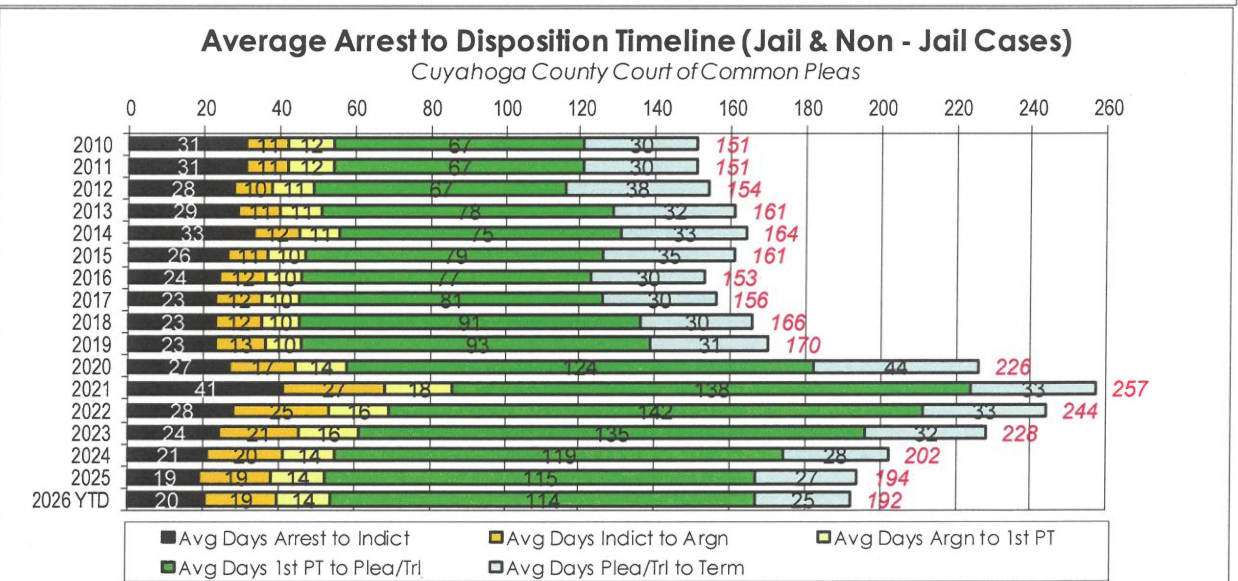
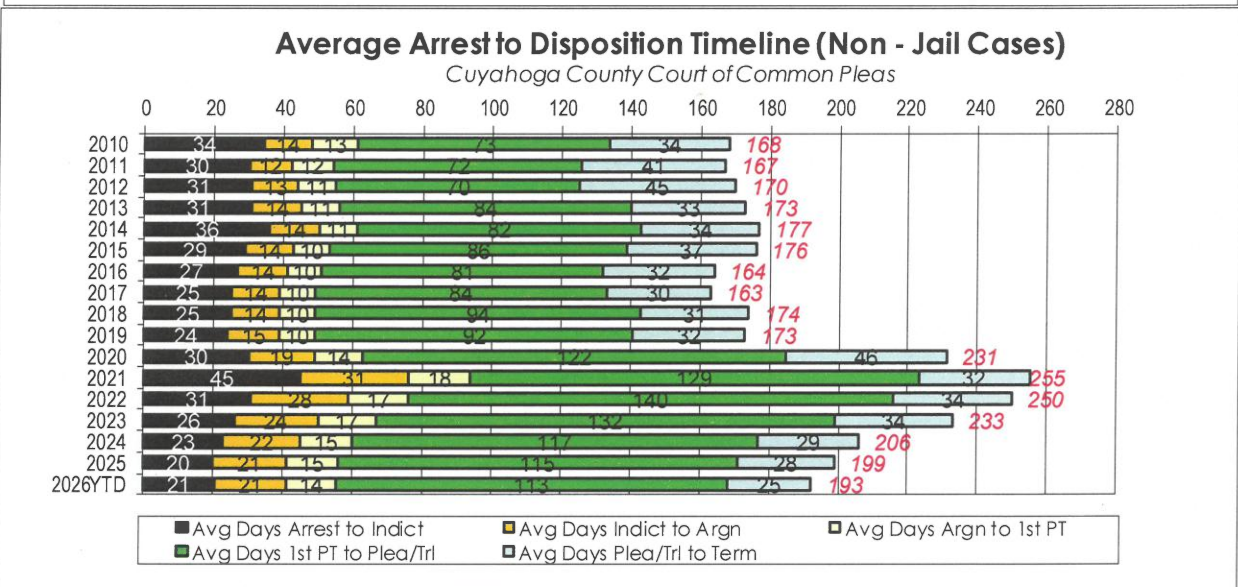
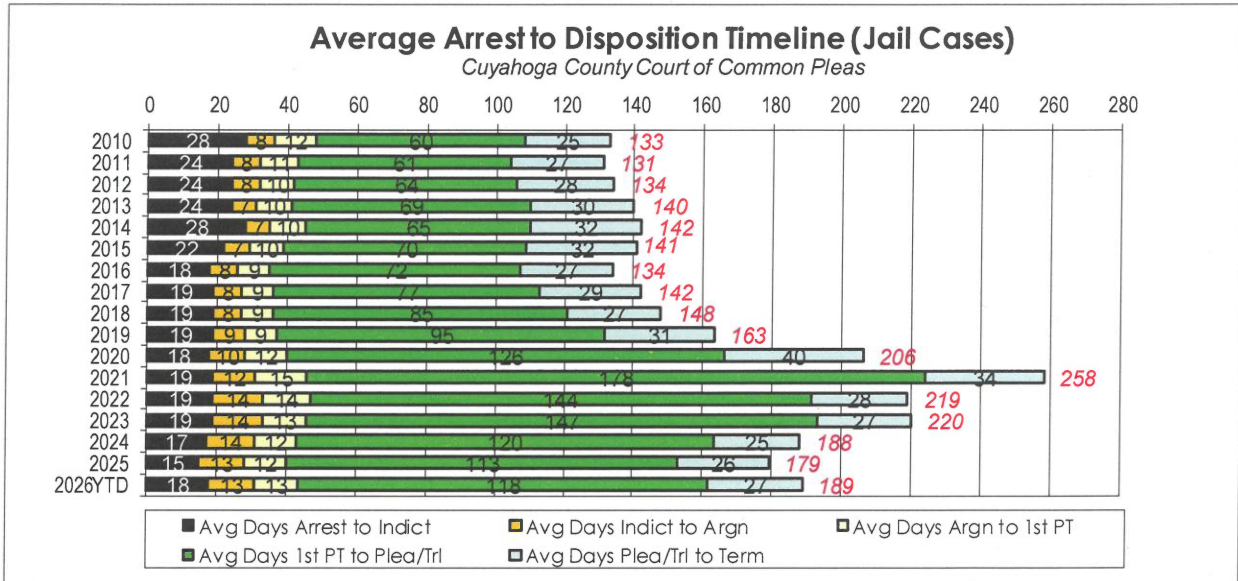
CUYAHOGA COUNTY COMMON PLEAS COURT

Average Arrest to Disposition Timeline (Jail and Non-Jail Cases)



CUYAHOGA COUNTY COMMON PLEAS COURT

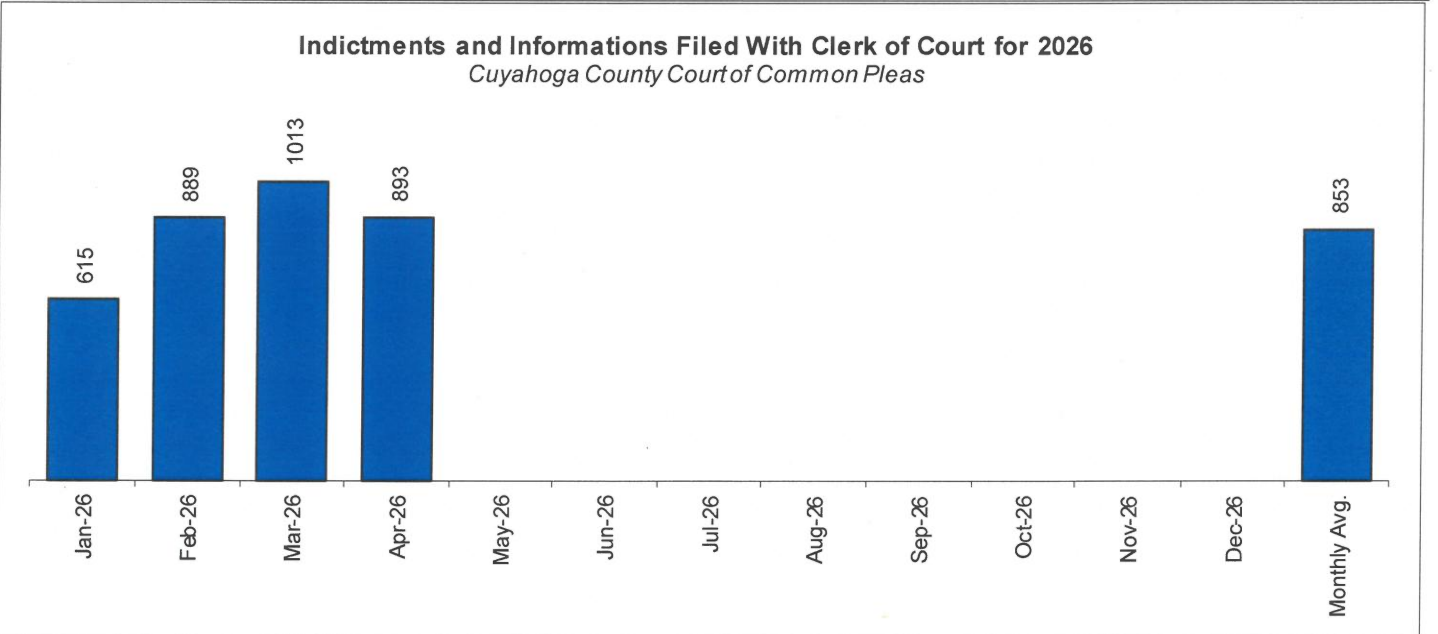
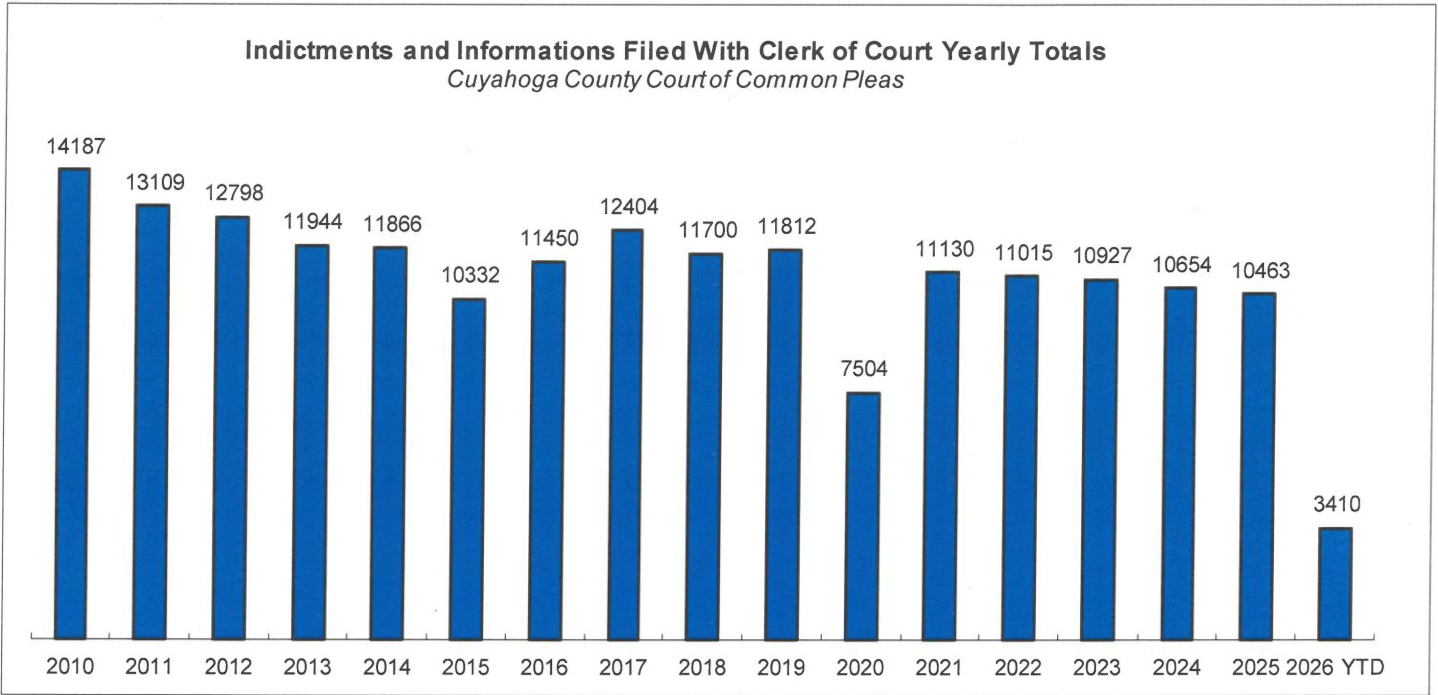
Yearly Average Arrest to Disposition Timeline



CUYAHOGA COUNTY COMMON PLEAS COURT

Indictments and Informations Filed With the Clerk of Courts

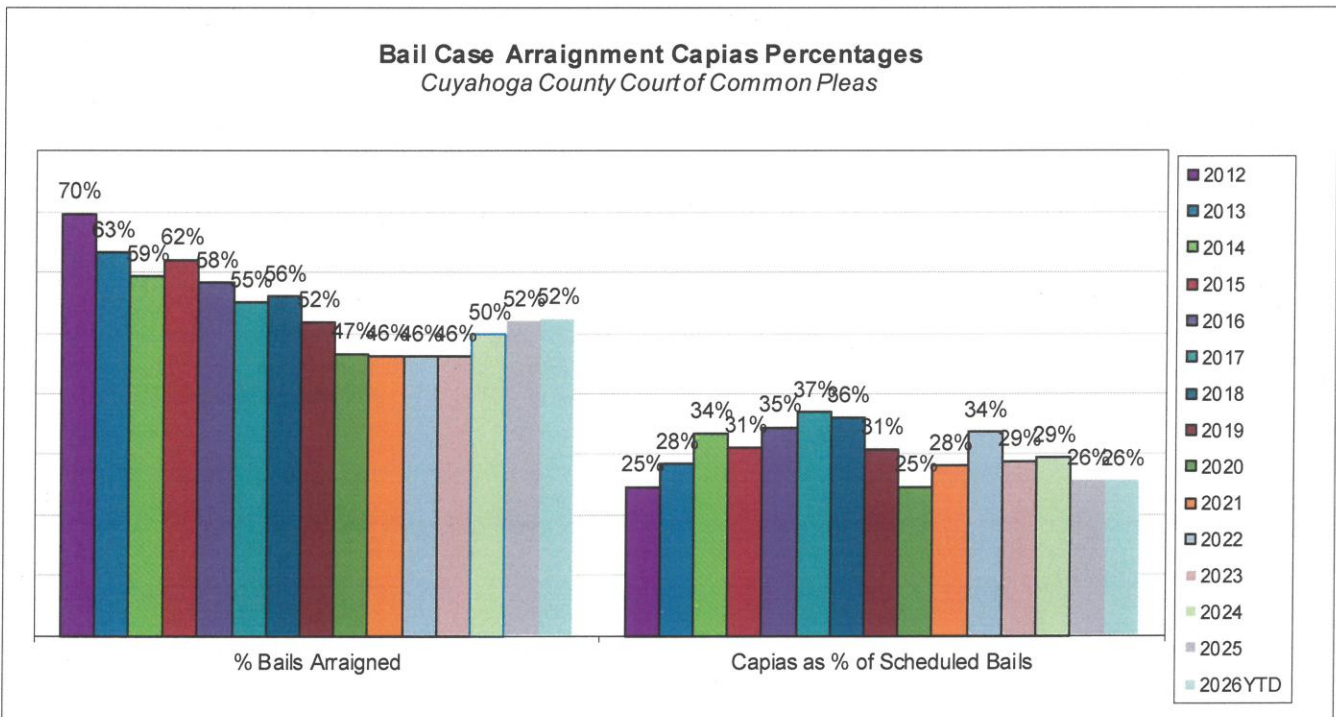
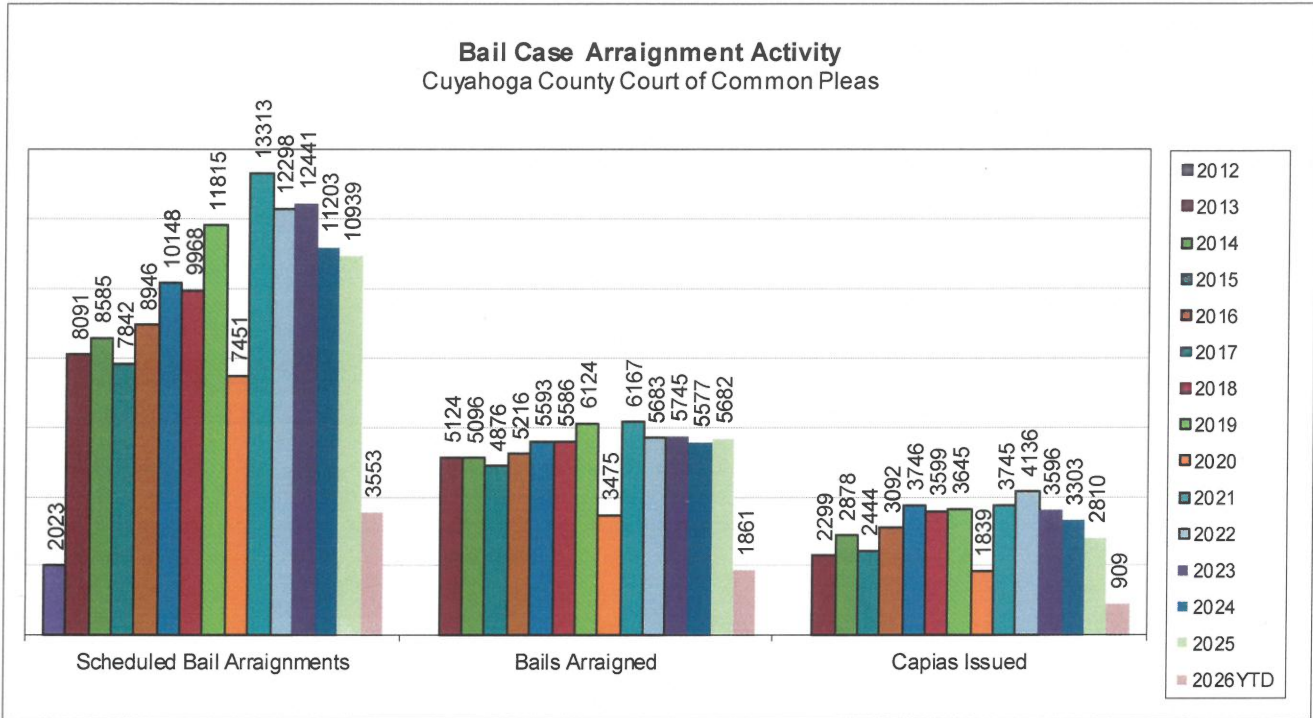
The following charts are reflective of Indictments and Informations filed with the Criminal Clerk of Courts from 2010. The source for this information was the Criminal Clerk's Office.



CUYAHOGA COUNTY COMMON PLEAS COURT

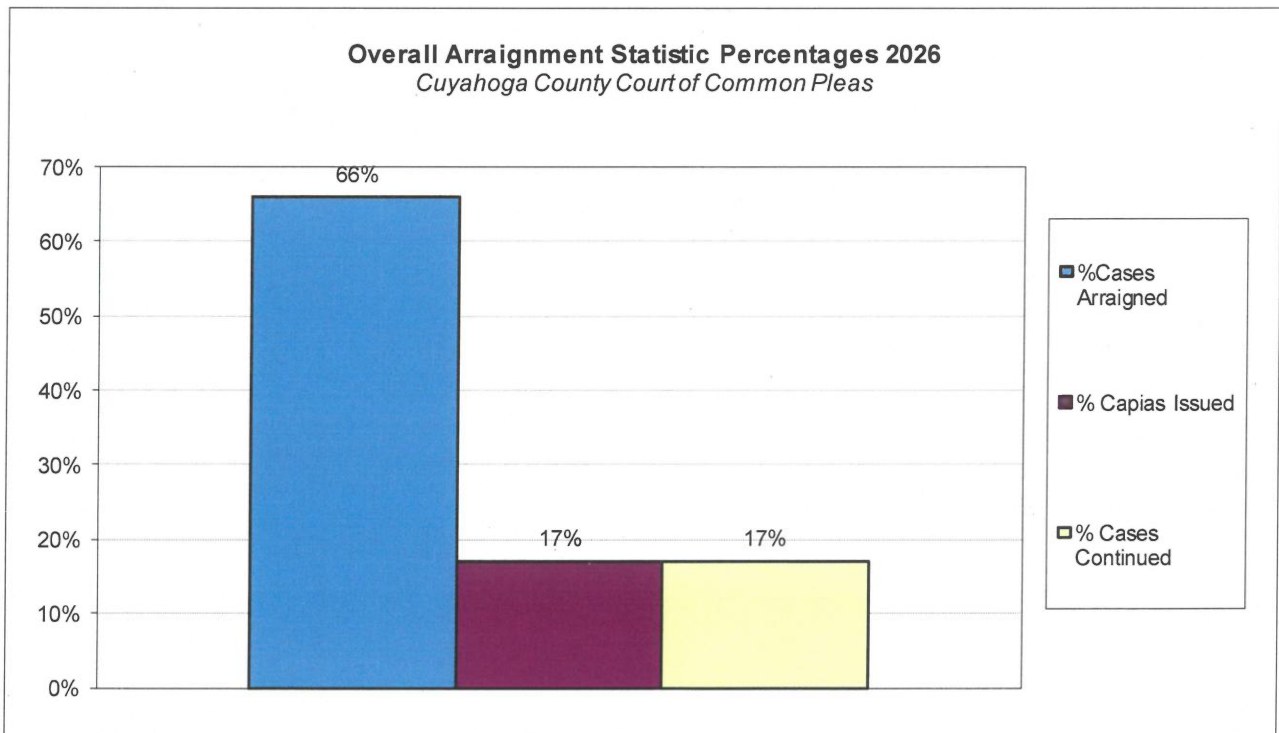
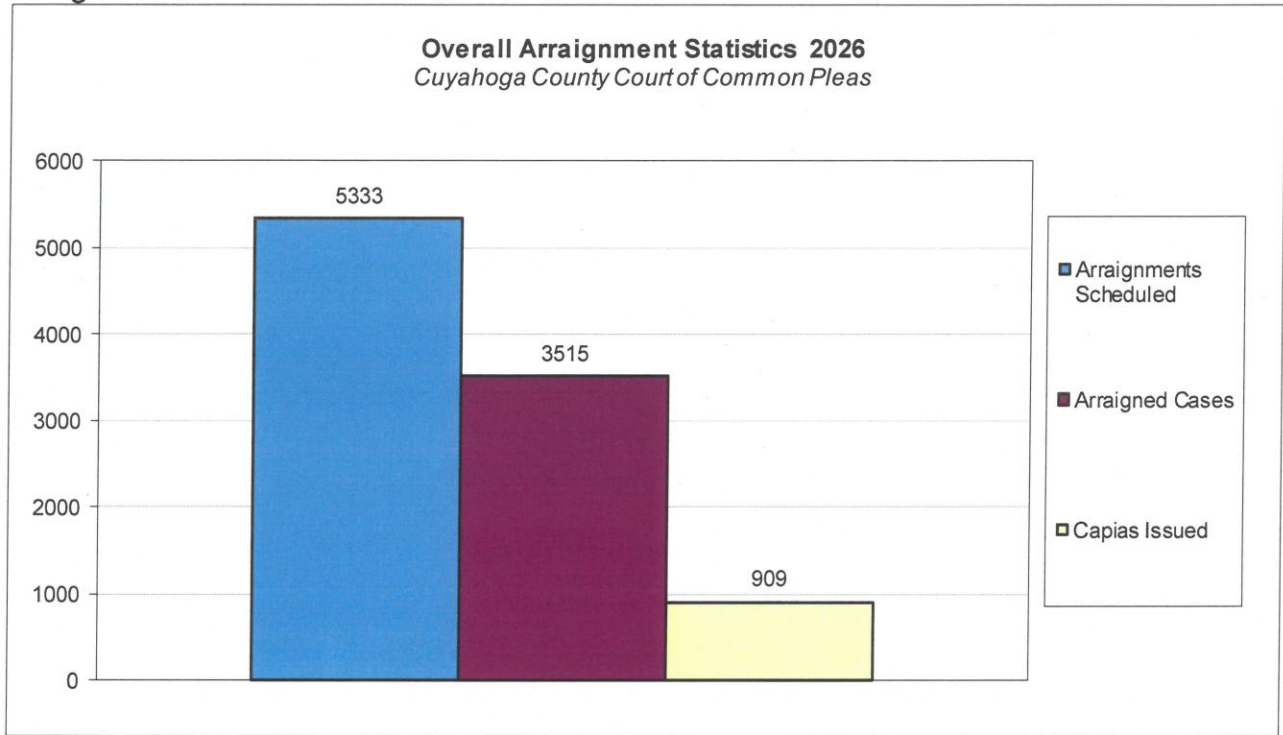
Bail Case Arraignment Activity

The following charts are reflective of arraignment activity where the defendant was not incarcerated at the time of arraignment. The source for this information was the Criminal Records Department.



Overall Arraignment Statistics

The arraignment statistics were provided by the Criminal Records Department. They are provided to give a representation of arraignment activity in the Court in 2026. These statistics include jail and non-jail arraignments.



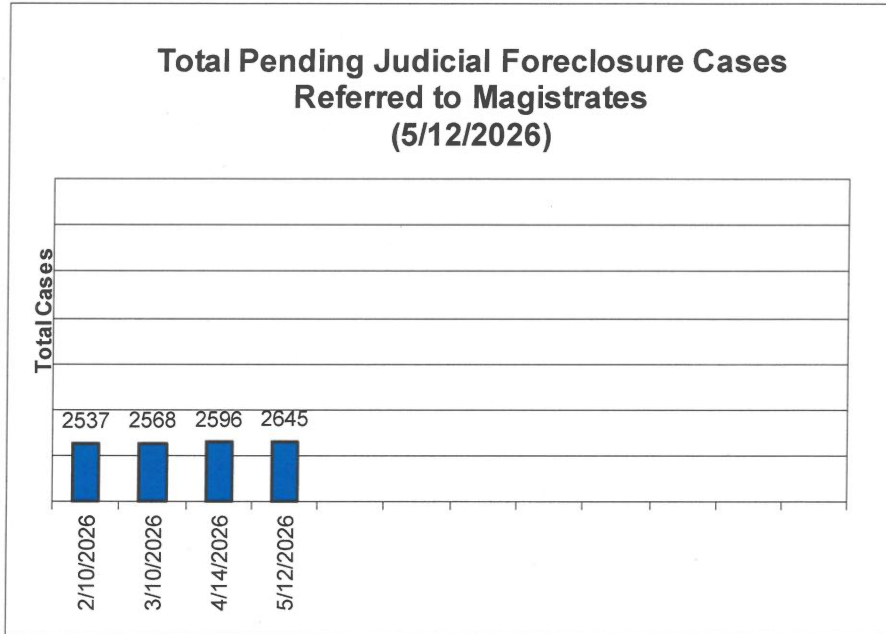
Judicial Foreclosure Statistics¹

¹ For clarification purposes, Foreclosure cases in this report are identified as Judicial Foreclosure filings (filing codes 1460 (Foreclosure Marsh. Of Lien), 1465(Tax Lien), 1466 (Tax Certificate), 1470 (Quiet Title), and 1480 (Partition)). These cases are different from Board of Revision Foreclosures, which are not reported here.

CUYAHOGA COUNTY COMMON PLEAS COURT

Total Pending Judicial Foreclosure Cases Referred to Magistrates

The following chart is a display of the total number of pending Judicial Foreclosure cases referred to the Magistrates on specific dates. The table below shows the number of these cases pending from each year since 2012.

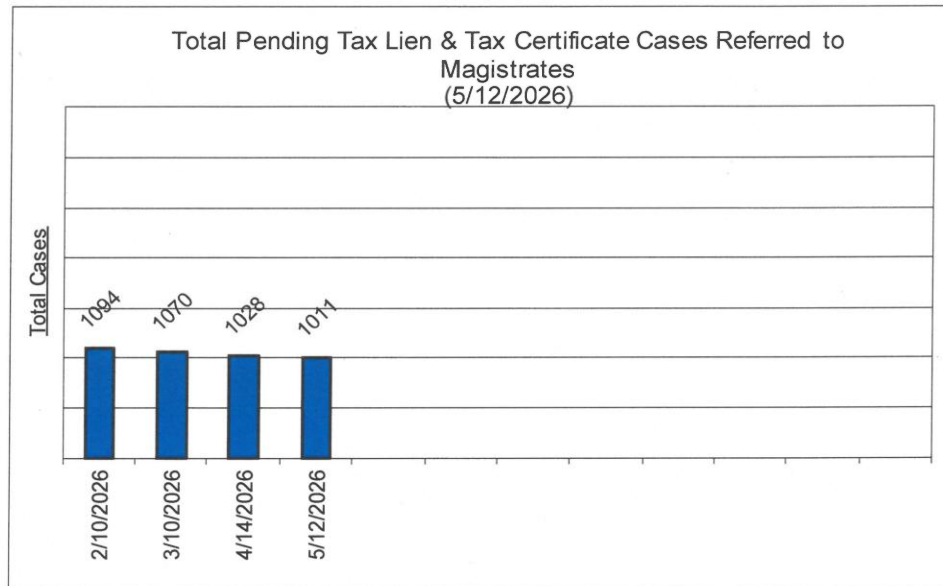


	As of:	2/10/2026	3/10/2026	4/14/2026	5/12/2026								
Year													
2010		1	1	1	1								
2015		1	1	0	0								
2018		1	1	1	1								
2019		3	3	3	3								
2020		0	0	0	1								
2021		3	2	2	2								
2022		7	6	7	7								
2023		11	10	9	11								
2024		11	9	58	52								
2025		1982	1673	1235	1038								
2026		517	862	1280	1529								
Total		2537	2568	2596	2645								

CUYAHOGA COUNTY COMMON PLEAS COURT

Total Pending Tax Lien & Certificate Cases Referred to Magistrates

The following chart is a display of the number of pending tax Judicial Foreclosure cases referred to the Magistrates on specific dates. The table below shows the number of pending tax Judicial Foreclosure cases in each year since 2010.

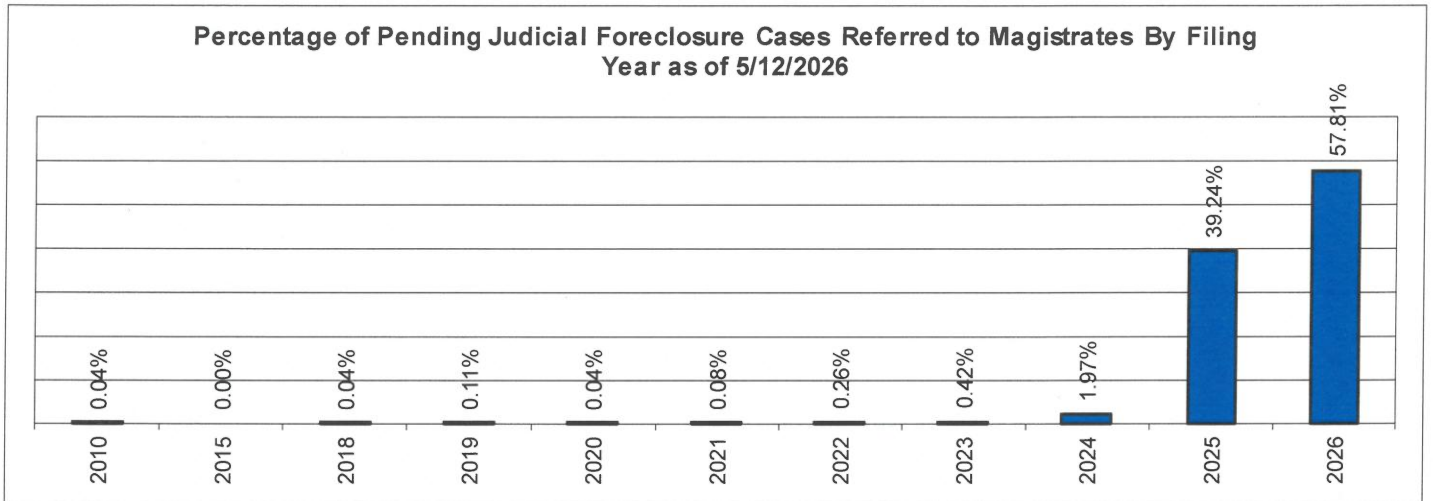


	As of:	2/10/2026	3/10/2026	4/14/2026	5/12/2026									
Year														
2010		1	0	0	0									
2012		1	1	1	1									
2015		3	3	2	2									
2016		2	2	2	2									
2018		1	1	1	1									
2019		2	3	2	2									
2020		0	0	0	1									
2021		2	1	1	1									
2022		1	1	2	2									
2023		4	3	3	3									
2024		12	8	4	4									
2025		832	697	495	402									
2026		233	350	515	590									
Total		1094	1070	1028	1011									

CUYAHOGA COUNTY COMMON PLEAS COURT

Percentage of Pending Judicial Foreclosure Cases By Filing Year

The following chart is a representation of the total number of pending Judicial Foreclosure cases by filing year expressed as a percentage on a specific date. The table below is the supporting data for this chart.

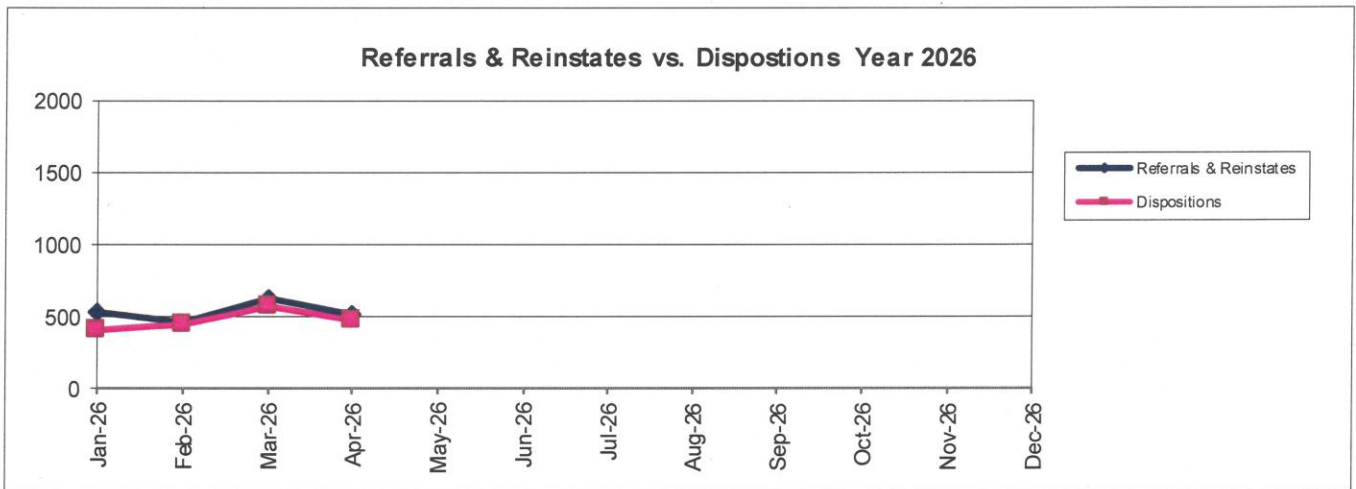
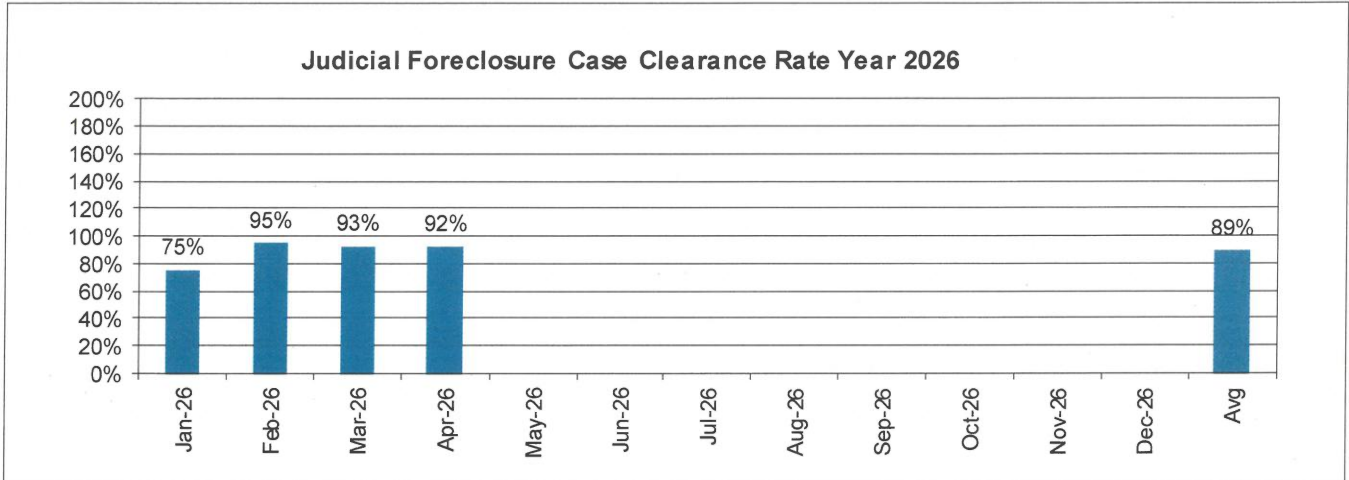


	As of:	5/12/2026	% of Total
Year			
2010		1	0.04%
2015		0	0.00%
2018		1	0.04%
2019		3	0.11%
2020		1	0.04%
2021		2	0.08%
2022		7	0.26%
2023		11	0.42%
2024		52	1.97%
2025		1038	39.24%
2026		1529	57.81%
Total		2645	100.00%

CUYAHOGA COUNTY COMMON PLEAS COURT

Judicial Foreclosure Clearance Rate Year 2026

The Clearance Rate is the number of outgoing cases as a percentage of the number of incoming cases. Clearance rate measures whether the court is keeping up with its incoming caseload. If cases are not disposed in a timely manner, a backlog of cases awaiting disposition will grow. A Clearance Rate of 100% indicates that at least as many cases as have been filed, reopened, or reactivated in a period have been disposed.

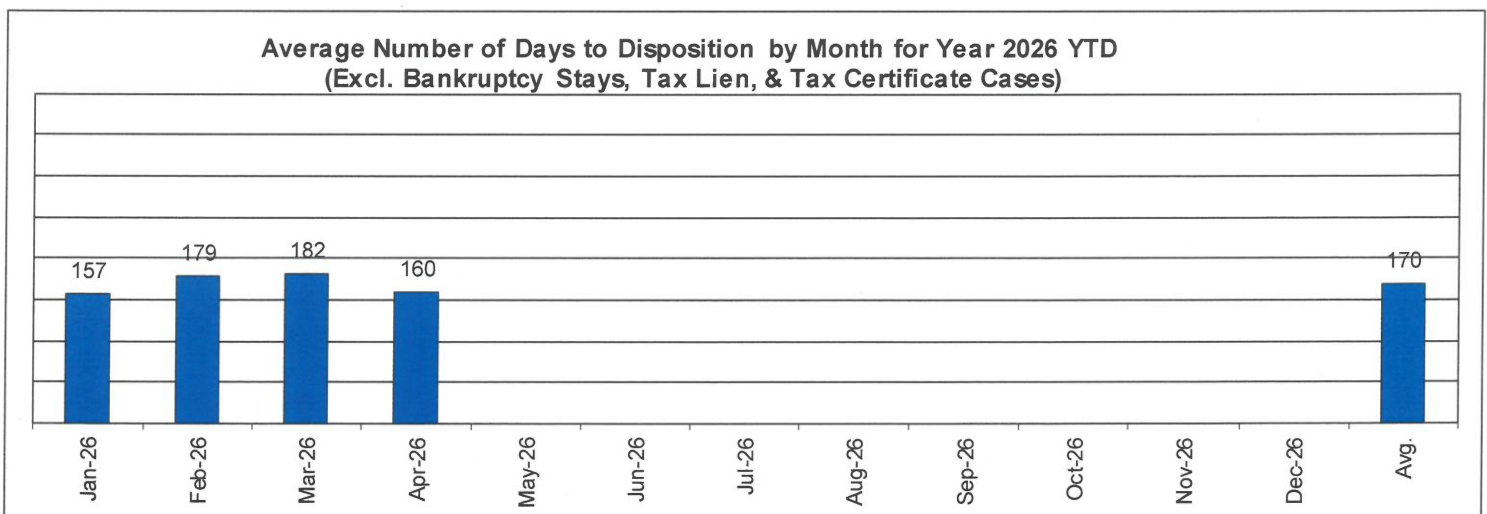
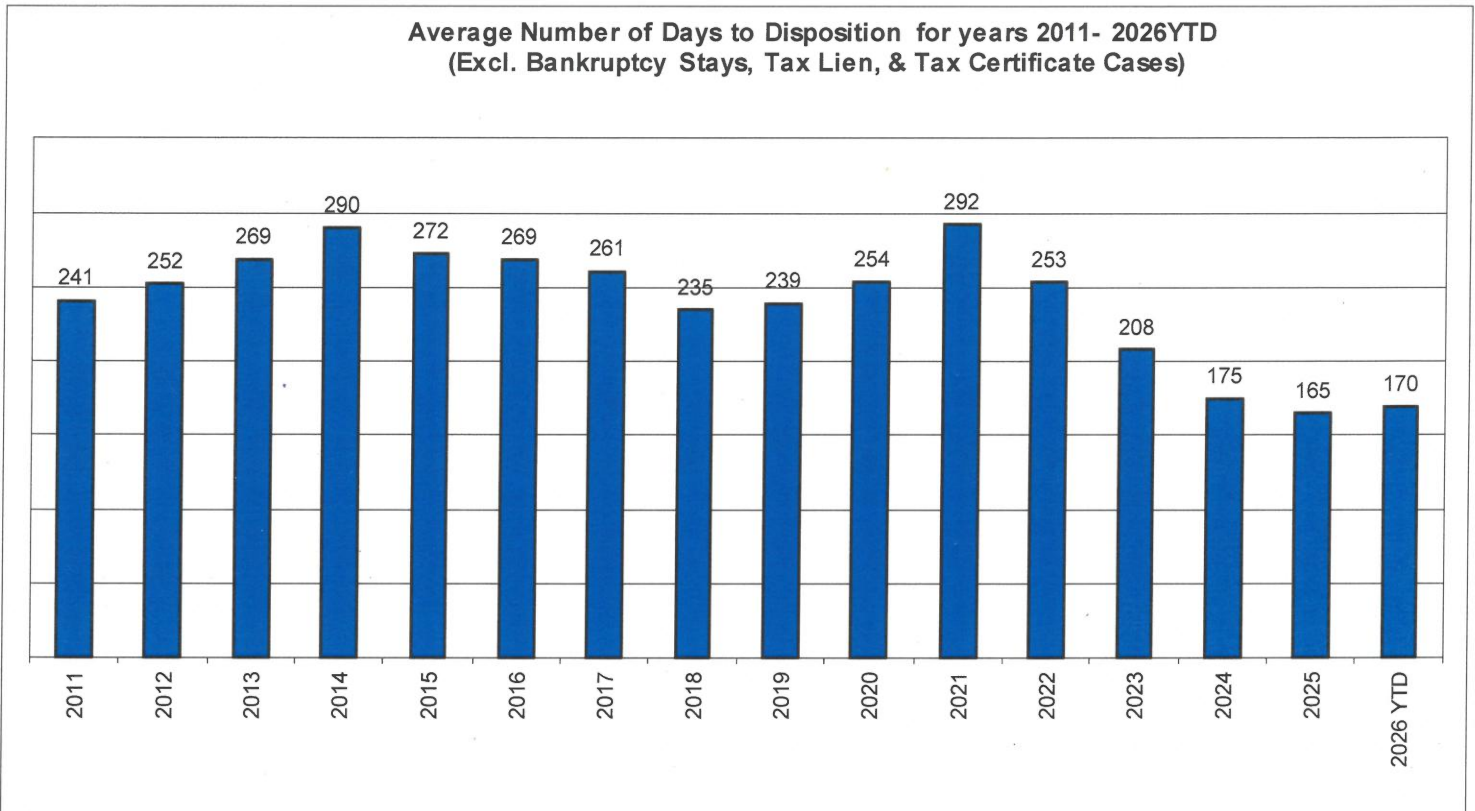


	Referrals & Reinstates	Dispositions	Clearance Rate
Jan-26	529	399	75%
Feb-26	464	440	95%
Mar-26	621	577	93%
Apr-26	512	473	92%
May-26			
Jun-26			
Jul-26			
Aug-26			
Sep-26			
Oct-26			
Nov-26			
Dec-26			
Avg	532	472	89%
Total	2126	1889	

CUYAHOGA COUNTY COMMON PLEAS COURT

Avg. Number of Days to Disp. (Excl. Bank. Stays & Tax Lien & Tax Cert.)

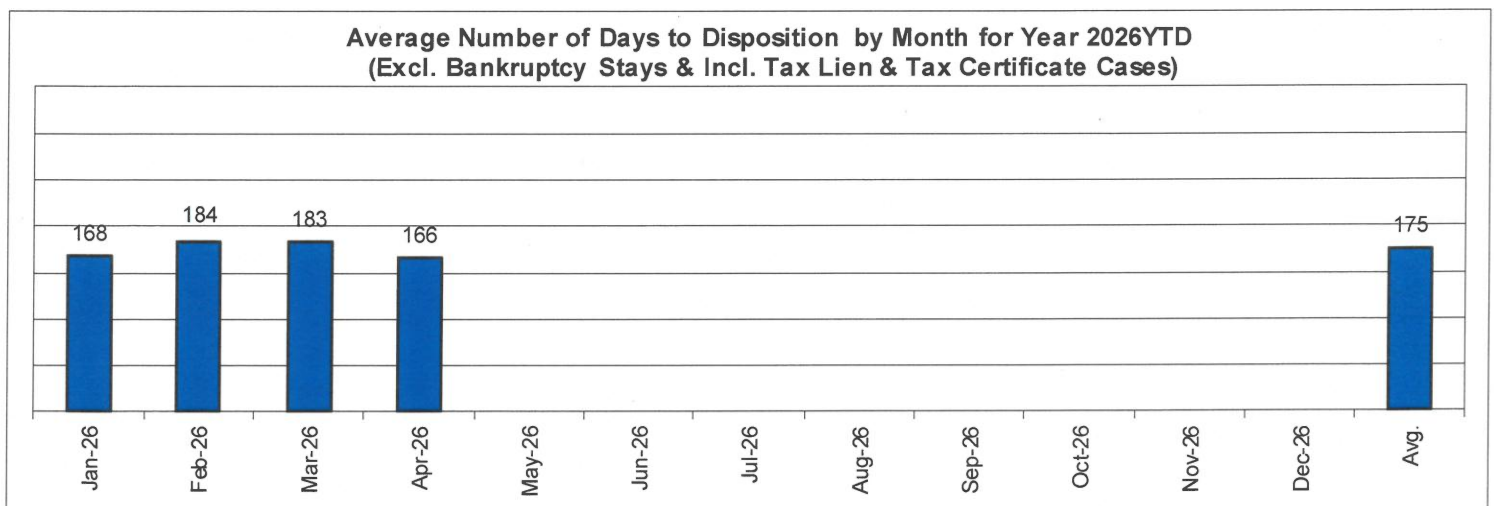
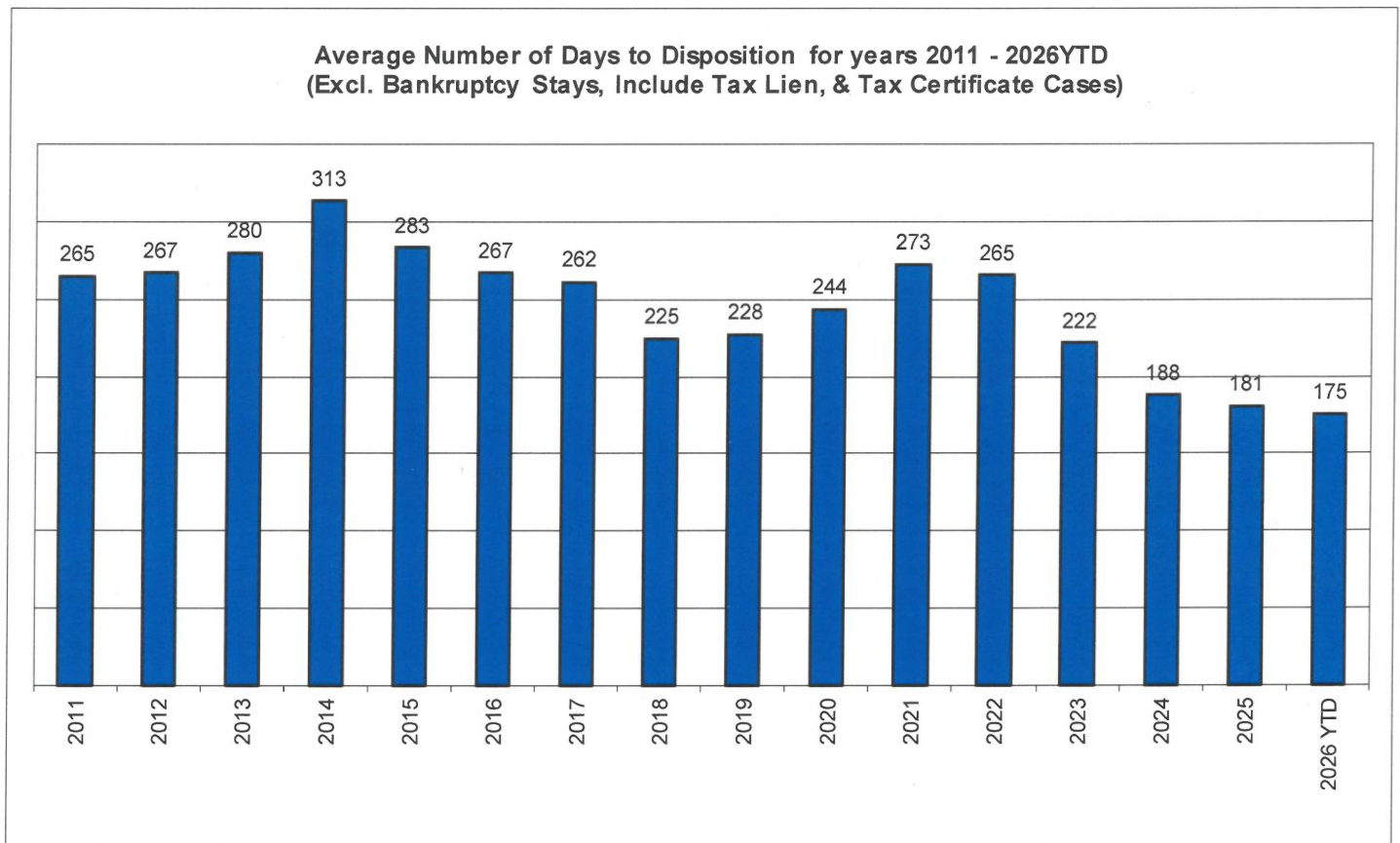
The average number of days to disposition is the number of days from filing to a final disposition entry being filed with the Clerk of Court. The data sample is based on all judicial foreclosure cases terminated by decree or dismissal (cases terminated by bankruptcy are not included) in a month. Each case is examined to determine the number of days between filing and termination with the periods that a case may have been in bankruptcy subtracted. Adding the total days of all of the cases minus bankruptcy periods and dividing by the total number of cases calculates the average. In the following chart, tax judicial foreclosure cases are excluded.



CUYAHOGA COUNTY COMMON PLEAS COURT

Avg. Number of Days to Disp. (Excl. Bank. Stays & Incl. Tax Lien & Tax Cert.)

The average number of days to disposition is the number of days from filing to a final disposition entry being filed with the Clerk of Court. The data sample is based on all Judicial Foreclosure cases terminated by decree or dismissal (cases terminated by bankruptcy are not included) in a month. Each case is examined to determine the number of days between filing and termination with the periods that a case may have been in bankruptcy subtracted. Adding the total days of all of the cases minus bankruptcy periods and dividing by the total number of cases calculates the average. In the following chart, all types of Judicial Foreclosure cases are included.

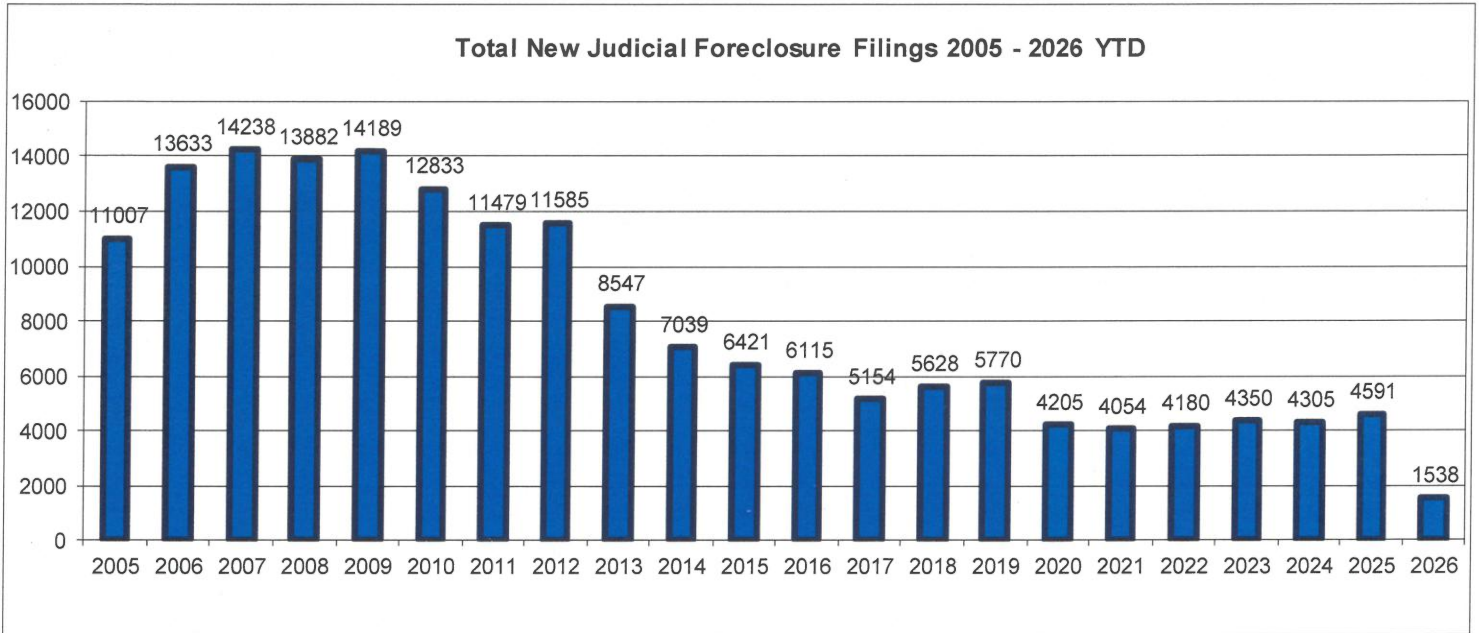


CUYAHOGA COUNTY COMMON PLEAS COURT

Total New Judicial Foreclosure Filings

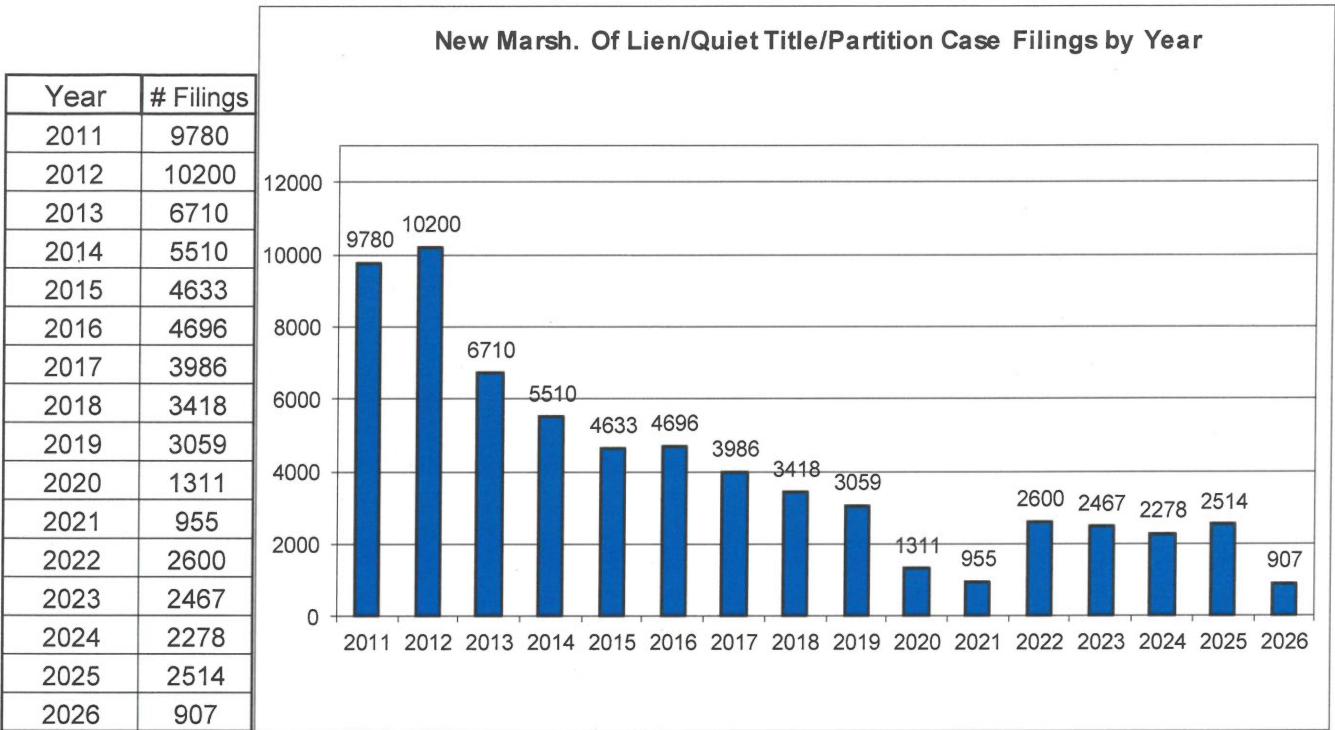
The following charts are provided as a historical view of new judicial foreclosure filings.

1. Total New Judicial Foreclosure Filings from 2005 – 2026 by year
2. Total New Marsh of Lien/Quiet Title/Partition Filings from 2011 – 2026 by month
3. Total New Tax Lien & Tax Certificate Filings for 2011 – 2026 by month
4. Total New Judicial Foreclosure Filings from 2011 – 2026 by month

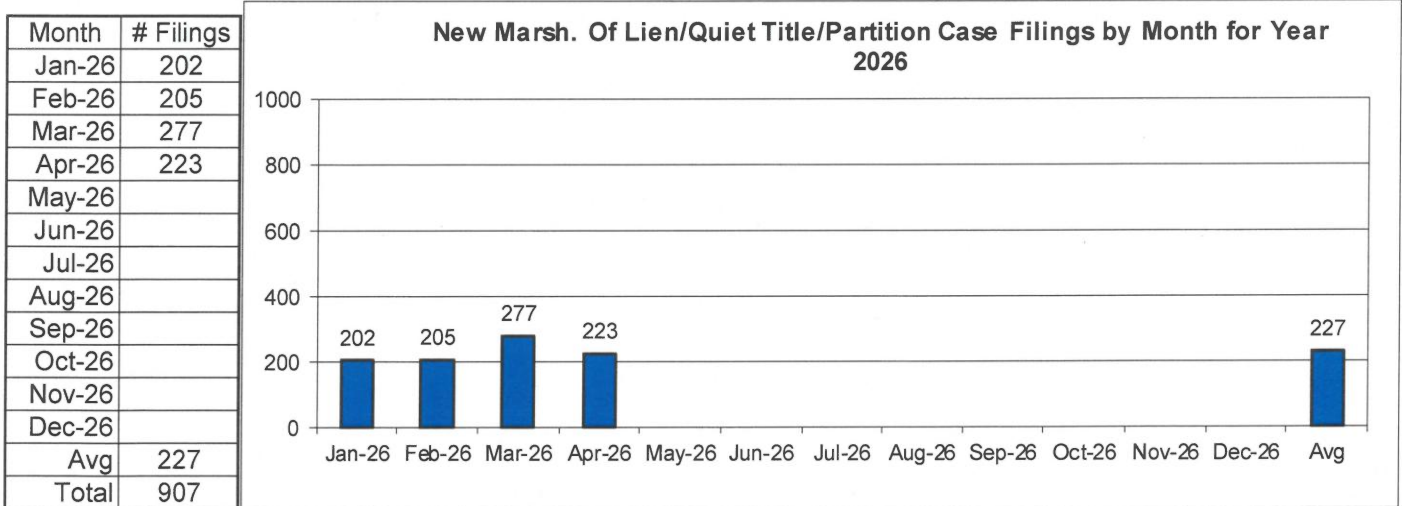


CUYAHOGA COUNTY COMMON PLEAS COURT

New Marsh of Lien/Quiet Title/Partition Case Filings for Years 2011 – 2026 YTD

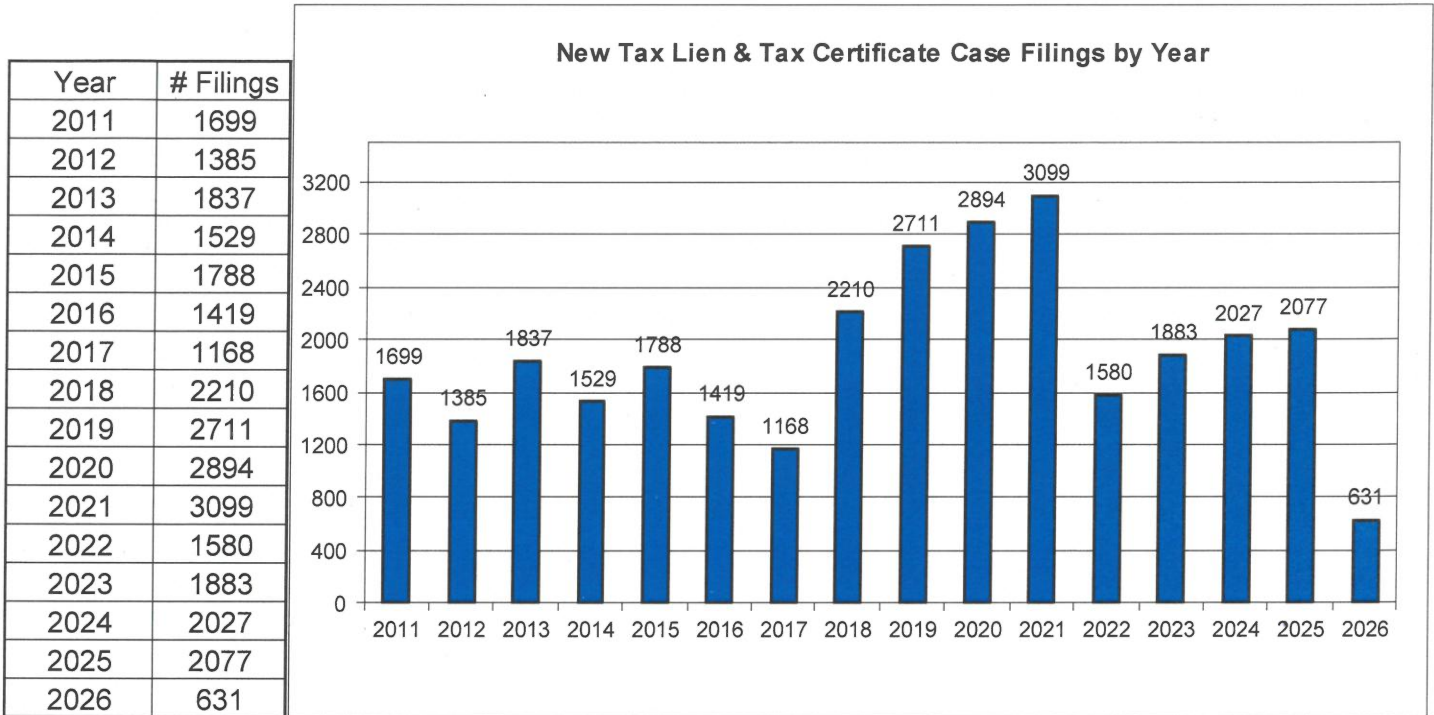


New Marsh of Lien/Quiet Title/Partition Case Filings by month for 2026 YTD

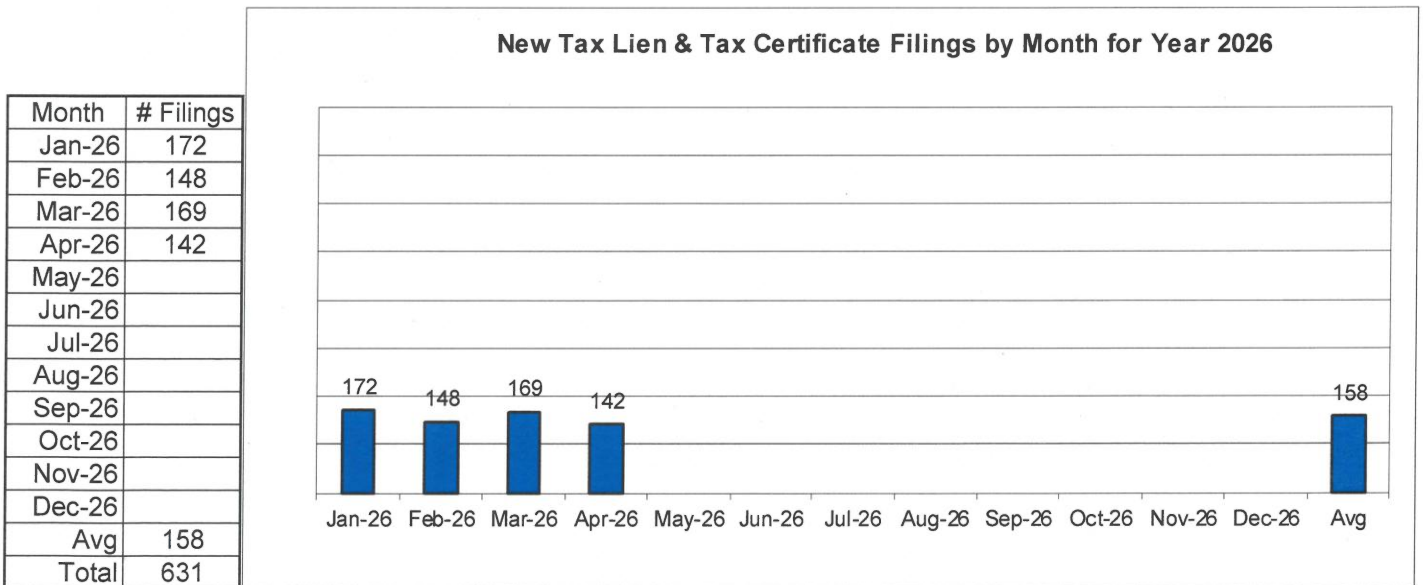


CUYAHOGA COUNTY COMMON PLEAS COURT

New Tax Lien & Certificate Filings for Years 2011 – 2026 YTD



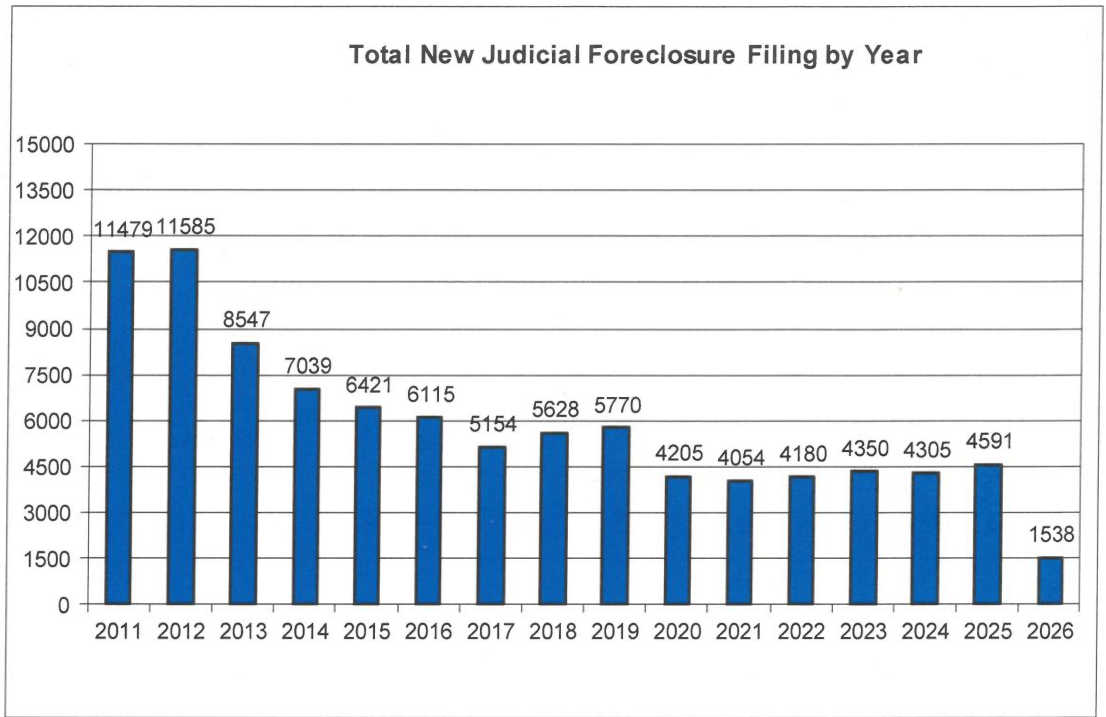
New Tax Lien & Certificate Filings by Month for Year 2026 YTD



CUYAHOGA COUNTY COMMON PLEAS COURT

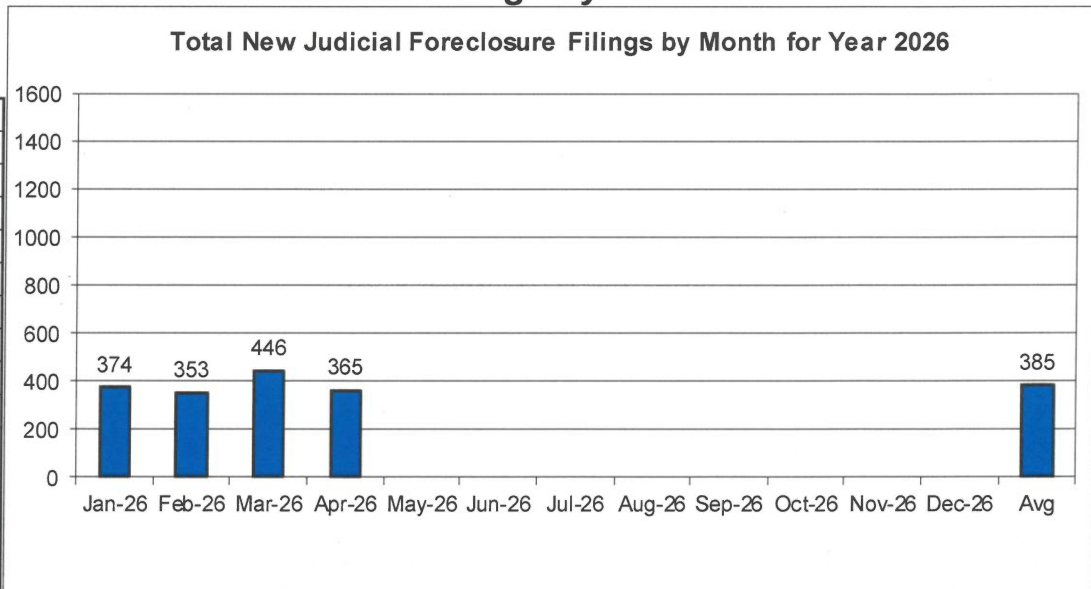
Total New Judicial Foreclosure Filings Years 2011 – 2026 YTD

Year	# Filings
2011	11479
2012	11585
2013	8547
2014	7039
2015	6421
2016	6115
2017	5154
2018	5628
2019	5770
2020	4205
2021	4054
2022	4180
2023	4350
2024	4305
2025	4591
2026YTD	1538



Total New Judicial Foreclosure Filings by Month for Year 2026 YTD

Month	# Filings
Jan-26	374
Feb-26	353
Mar-26	446
Apr-26	365
May-26	
Jun-26	
Jul-26	
Aug-26	
Sep-26	
Oct-26	
Nov-26	
Dec-26	
Avg	385
Total	1538



Magistrate's Monthly Reports

The Magistrates' Monthly Report consists of 6 reports. Below is a description of each.

Magistrate's Monthly Supplemental Journal Entry Report (R415)

Retrieves total number of supplemental entries and Decrees of Confirmation of Sheriff's sale created during a specific period. A supplemental entry is any journal created by a magistrate, which does not close out a case. For example, any magistrate's order (MG) setting a hearing, any journal entry (JE) ruling on a motion, journals confirming Sheriff's sales, etc.).

Magistrate's Full Disposition Count by Magistrate Report (R413)

Retrieves total number of cases disposed of during a specific period. The dispositions are grouped by Magistrate and then broken down by the type of disposition (i. e. Default, Dismissed with Prejudice, Dismissed without Prejudice, etc.) This report can be printed three different ways. Including tax cases (Full Dispositions), excluding tax cases (Non-Tax Dispositions), and Tax cases only (Tax Dispositions).

Magistrate's Monthly Cases Referred/Reinstated Report (R418)

Retrieves newly filed cases referred to the Magistrates Dept. and cases previously disposed by the Magistrates Dept. that are reinstated and re-referred to the magistrates. The cases are separated by Tax (filing code 1465; Tax Judicial Foreclosure & 1466; Tax Certificate Judicial Foreclosure) and Non-Tax (1460; Judicial Foreclosure Marsh. Of Lien, 1480; Partition, 1470; Quiet Title, misc. (i. e. 1391; Contract Other, etc.).

Magistrate's Monthly Hearing Totals Report (R3146)

Retrieves total number of hearings held during one month. The hearings are grouped by Magistrate and then broken down by what type hearing was held (i. e. Default, Pretrial, etc.).

Magistrate's Monthly Case Load Report (R3147)

Retrieves individual caseload totals for individual magistrates during a specific period. The cases are grouped by magistrate and then broken down by case type (i. e. tax judicial foreclosure, tax certificate judicial foreclosure and non-tax judicial foreclosure).

Magistrate's New Referrals/Assignments (R429)

Retrieves All cases referred to the Magistrate's Department. The cases are grouped by Magistrate and broken down into categories of CSPO (Filing Code 1491 Stalking Civil Protection Orders), Tax (1465; Tax Judicial Foreclosure & 1466; Tax Certificate Judicial Foreclosure), Non Tax (1460; Judicial Foreclosure Marsh. Of Lien, 1480; Partition, 1470; Quiet Title, misc. (i.e. 1391; Contract Other, etc.)).

CUYAHOGA COUNTY COURT OF COMMON PLEAS

DATE: 05/12/2026
TIME: 10:23 AM

OFFICE OF THE MAGISTRATES
MAGISTRATE'S MONTHLY SUPPLEMENTALS BY CASE
REPORTING PERIOD: APRIL 2026

PAGE: 1
CMSR415D

SUPPLEMENTALS

A. WHITMAN/ANJANETTE/	23
AUGUSTYN/KEVIN/C	99
BUCHA/STEPHEN/M	230
DAY/CHRISTOPHER/	289
DYKE/JOHN/T	171
GOZELANCZYK/BRIAN/S	245
HEGYES/DEAN/K	122
JACKSON/AMY/R	230
JACKSON/JIM/L	158
KLEIN/MONICA/	47
LUCAS/PAUL/	202
LUNSFORD/GINA/	274
UNACCOUNTED FOR	0

TOTAL	2090
--------------	-------------

CONFIRMATIONS

TOTAL	0
--------------	----------

CUYAHOGA COUNTY COURT OF COMMON PLEAS

OFFICE OF THE MAGISTRATES

Full Disposition Count by Magistrate

REPORTING PERIOD: FROM 04/01/2026 TO 04/30/2026

DATE: 05/12/2026

TIME: 10:24 AM

PAGE: 1

CMSR413

MagID	Dispose Type	Tax Cert.	Tax Treas.	Total
AA				
	Bank	0	0	1
	Def	0	0	1
	Dism	0	0	2
	Ref. Vacate	0	0	0
	Court Trial	0	0	0
	Other	0	0	1
	MAG'S TOTAL	0	0	5

Decrees	302
Defaults	83
Other	194
Court Trial	25
Dismissals	157
Bankruptcy	13
Ref. Vacated	1
Grand Total	473

KCA				
	Bank	0	0	0
	Def	0	0	0
	Dism	0	0	5
	Ref. Vacate	0	0	0
	Court Trial	0	0	1
	Other	0	6	8
	MAG'S TOTAL	0	6	14

SMB				
	Bank	0	0	1
	Def	0	0	6
	Dism	0	1	4
	Ref. Vacate	0	0	0
	Court Trial	0	0	5
	Other	0	6	9
	MAG'S TOTAL	0	7	25

CD				
	Bank	0	0	1
	Def	0	1	10
	Dism	0	5	21
	Ref. Vacate	0	0	1
	Court Trial	0	0	0
	Other	0	14	23
	MAG'S TOTAL	0	20	56

JTD				
	Bank	0	1	2
	Def	0	0	4
	Dism	0	6	18
	Ref. Vacate	0	0	0
	Court Trial	0	0	0
	Other	0	11	18
	MAG'S TOTAL	0	18	42

BSG				
	Bank	0	1	2
	Def	0	0	7
	Dism	0	2	10
	Ref. Vacate	0	0	0
	Court Trial	0	0	0
	Other	0	15	22
	MAG'S TOTAL	0	18	41

DKH				
	Bank	0	1	2
	Def	0	0	7
	Dism	0	2	8
	Ref. Vacate	0	0	0
	Court Trial	0	0	2
	Other	0	17	23
	MAG'S TOTAL	0	20	42

ARJ				
	Bank	0	0	0
	Def	0	0	7
	Dism	0	5	18

CUYAHOGA COUNTY COURT OF COMMON PLEAS

OFFICE OF THE MAGISTRATES

Full Disposition Count by Magistrate

REPORTING PERIOD: FROM 04/01/2026 TO 04/30/2026

DATE: 05/12/2026

TIME: 10:24 AM

PAGE: 2

CMSR413

MagID	Dispose Type	Tax Cert.	Tax Treas.	Total
	Ref. Vacate	0	0	0
	Court Trial	0	0	5
	Other	0	16	27
	<u>MAG'S TOTAL</u>	0	21	<u>57</u>

JLJ	Bank	1	0	2
	Def	0	0	9
	Dism	0	6	18
	Ref. Vacate	0	0	0
	Court Trial	0	0	6
	Other	0	18	25
	<u>MAG'S TOTAL</u>	1	24	<u>60</u>

MK	Bank	0	0	0
	Def	0	0	1
	Dism	0	0	1
	Ref. Vacate	0	0	0
	Court Trial	0	0	0
	Other	0	2	2
	<u>MAG'S TOTAL</u>	0	2	<u>4</u>

PL	Bank	0	0	0
	Def	0	13	22
	Dism	0	11	37
	Ref. Vacate	0	0	0
	Court Trial	0	0	1
	Other	0	0	9
	<u>MAG'S TOTAL</u>	0	24	<u>69</u>

GL	Bank	0	0	2
	Def	0	0	9
	Dism	0	1	15
	Ref. Vacate	0	0	0
	Court Trial	0	0	5
	Other	0	20	27
	<u>MAG'S TOTAL</u>	0	21	<u>58</u>

CUYAHOGA COUNTY COURT OF COMMON PLEAS

DATE: 05/12/2026
 TIME: 10:24 AM

OFFICE OF THE MAGISTRATES
 MAGISTRATE'S MONTHLY REF/REIN CASES
 FROM 04/01/2026 TO 04/30/2026

CMSR418

MAGISTRATE	NEW REFERRALS				REINSTATED			
	Tax Treas.	Tax Cert.	Non-Tax	Total	Tax Treas.	Tax Cert.	Non-Tax	Total
<u>A. WHITMAN/ANJANETTE/</u>	5	0	16	21	0	0	1	1
<u>AUGUSTYN/KEVIN/C</u>	7	0	22	29	0	0	1	1
<u>BUCHA/STEPHEN/M</u>	10	0	28	38	0	0	2	2
<u>DAY/CHRISTOPHER/</u>	14	0	33	47	0	0	2	2
<u>DYKE/JOHN/T</u>	14	0	32	46	0	0	0	0
<u>GOZELANCZYK/BRIAN/S</u>	8	0	33	41	0	0	5	5
<u>HEGYES/DEAN/K</u>	22	0	27	49	0	0	2	2
<u>JACKSON/AMY/R</u>	14	0	34	48	0	0	7	7
<u>JACKSON/JIM/L</u>	14	0	32	46	0	0	2	2
<u>KLEIN/MONICA/</u>	8	0	11	19	0	0	0	0
<u>LUCAS/PAUL/</u>	20	0	41	61	0	0	3	3
<u>LUNSFORD/GINA/</u>	13	0	28	41	0	0	1	1
<u>TOTAL</u>	149	0	337	486	0	0	26	26
<u>COMBINED TOTAL</u>	512							

CUYAHOGA COUNTY COURT OF COMMON PLEAS

OFFICE OF THE MAGISTRATES

MAG MONTHLY HEARING TOTALS

Reporting Period: April 2026

DATE: 05/12/2026
TIME: 10:24 AM

PAGE: 1
CMSR3146

Monthly Hearing Total 427

A. WHITMAN/ANJANETTE/
 Default Hearings 0
 Tax Hearings 0
 Pretrials 14

 TOTAL: 14

AUGUSTYN/KEVIN/C
 Default Hearings 0
 Tax Hearings 0
 Pretrials 34

 TOTAL: 34

BUCHA/STEPHEN/M
 Default Hearings 0
 Tax Hearings 0
 Pretrials 50

 TOTAL: 50

DAY/CHRISTOPHER/
 Default Hearings 0
 Tax Hearings 0
 Pretrials 40

 TOTAL: 40

DYKE/JOHN/T
 Default Hearings 8
 Tax Hearings 16
 Pretrials 14

 TOTAL: 38

GOZELANCZYK/BRIAN/S
 Default Hearings 0
 Tax Hearings 0
 Pretrials 56

 TOTAL: 56

HEGYES/DEAN/K
 Default Hearings 0
 Tax Hearings 0
 Pretrials 28

 TOTAL: 28

JACKSON/AMY/R
 Default Hearings 18
 Tax Hearings 17
 Pretrials 22

 TOTAL: 57

JACKSON/JIM/L
 Default Hearings 5
 Tax Hearings 14
 Pretrials 20

 TOTAL: 39

LUCAS/PAUL/
 Default Hearings 0
 Tax Hearings 0
 Pretrials 28

 TOTAL: 28

CUYAHOGA COUNTY COURT OF COMMON PLEAS

OFFICE OF THE MAGISTRATES

MAG MONTHLY HEARING TOTALS

Reporting Period: April 2026

DATE: 05/12/2026
TIME: 10:24 AM

PAGE: 2
CMSR3146

TOTAL:	28
LUNSFORD/GINA/	
Default Hearings	0
Tax Hearings	0
Pretrials	43
<hr/>	
TOTAL:	43

CUYAHOGA COUNTY COURT OF COMMON PLEAS

DATE: 05/12/2026
 TIME: 10:25 AM

Office of the Magistrates
 Magistrate's Monthly Case Load
 MONTH: APRIL 2026

PAGE: 1
 CMSR3147

Magistrate Name	Non Tax Total	Tax Cert.	Tax Treas.	Total Tax	CSPO	Total Cases
KLEIN	0	0	1	1	0	1
AUGUSTYN	61	1	50	51	12	124
BUCHA	104	0	53	53	19	176
DYKE	99	0	95	95	7	201
DAY	121	0	73	73	16	210
LUNSFORD	122	0	89	89	5	216
JACKSON	135	0	88	88	17	240
HEGYES	140	0	105	105	18	263
GOZELANCZYK	159	1	93	94	27	280
JACKSON	166	0	105	105	13	284
A. WHITMAN	191	0	100	100	1	292
LUCAS	186	0	140	140	18	344
Totals:	1484	2	992	994	153	2631

CUYAHOGA COUNTY COURT OF COMMON PLEAS

DATE: 05/12/2026
 TIME: 10:30 AM

OFFICE OF THE MAGISTRATES
 MAGISTRATE'S NEW REFERRALS / ASSIGNMENTS
 FROM 04/01/2026 TO 04/30/2026

CMSR429
 PAGE: 1

MAGISTRATE	NEW REFERRALS				Total
	CSPO	Tax Cert.	Tax Treas.	Non Tax	
<u>A. WHITMAN/ANJANETTE/</u>	1	0	5	16	21
<u>AUGUSTYN/KEVIN/C</u>	9	0	7	22	29
<u>BUCHA/STEPHEN/M</u>	9	0	10	28	38
<u>DAY/CHRISTOPHER/</u>	11	0	14	33	47
<u>DYKE/JOHN/T</u>	10	0	14	31	45
<u>GOZELANCZYK/BRIAN/S</u>	8	0	8	32	40
<u>HEGYES/DEAN/K</u>	9	0	22	27	49
<u>JACKSON/AMY/R</u>	8	0	14	34	48
<u>JACKSON/JIM/L</u>	8	0	14	32	46
<u>KLEIN/MONICA/</u>	0	0	8	11	19
<u>LUCAS/PAUL/</u>	6	0	15	27	42
<u>LUNSFORD/GINA/</u>	4	0	13	29	42
<u>Total</u>	83	0	144	322	466

Report CMSR1062 - Judicial Foreclosure Statistics by Judge

Report CMSR1062 provides a list of judicial foreclosure case activity for each Judge. The report identifies how many cases were pending at the beginning of the period. The new cases filed and cases that were transferred in or reactivated are added to the number pending at the beginning of the period. It then shows the type and number of terminations for the period. The total terminations are subtracted from the total pending which provides the pending at the end of the period.

CUYAHOGA COUNTY COURT OF COMMON PLEAS

DATE: 05/12/2026
TIME: 10:22 AM

Foreclosure Statistics by Judge
Reporting Period: April 2026

PAGE: 1
CMSR1062

Judge							
BELL, RICHARD A							
Pending at Beg of Period			New Cases Filed		Cases Transferred In / Reactivated		Total
	67		10		1		78
Terminations							
	Bankruptcy	Default	RefVacated	Court Trial	Dismiss	Other	Total
	0	1	0	0	4	3	8
Total Pending at End of Period							70
CLANCY, MAUREEN E							
Pending at Beg of Period			New Cases Filed		Cases Transferred In / Reactivated		Total
	79		11		1		91
Terminations							
	Bankruptcy	Default	RefVacated	Court Trial	Dismiss	Other	Total
	0	6	0	0	6	10	22
Total Pending at End of Period							69
COLLIER-WILLIAMS, CASSANDRA							
Pending at Beg of Period			New Cases Filed		Cases Transferred In / Reactivated		Total
	72		11		4		87
Terminations							
	Bankruptcy	Default	RefVacated	Court Trial	Dismiss	Other	Total
	0	2	0	0	3	5	10
Total Pending at End of Period							77
CORRIGAN, PETER J							
Pending at Beg of Period			New Cases Filed		Cases Transferred In / Reactivated		Total
	48		9		1		58
Terminations							
	Bankruptcy	Default	RefVacated	Court Trial	Dismiss	Other	Total
	0	1	0	0	6	5	12
Total Pending at End of Period							46
FUERST, NANCY A							
Pending at Beg of Period			New Cases Filed		Cases Transferred In / Reactivated		Total
	80		14		2		96
Terminations							
	Bankruptcy	Default	RefVacated	Court Trial	Dismiss	Other	Total
	0	4	0	0	8	8	20
Total Pending at End of Period							76
GALL, STEVEN E							
Pending at Beg of Period			New Cases Filed		Cases Transferred In / Reactivated		Total
	65		7		0		72
Terminations							
	Bankruptcy	Default	RefVacated	Court Trial	Dismiss	Other	Total
	0	2	0	0	4	7	13
Total Pending at End of Period							59
GALLAGHER, HOLLIE L							
Pending at Beg of Period			New Cases Filed		Cases Transferred In / Reactivated		Total
	56		9		0		65
Terminations							
	Bankruptcy	Default	RefVacated	Court Trial	Dismiss	Other	Total
	1	2	0	0	5	2	10
Total Pending at End of Period							55
GALLAGHER, KELLY ANN							

CUYAHOGA COUNTY COURT OF COMMON PLEAS

DATE: 05/12/2026
TIME: 10:22 AM

Foreclosure Statistics by Judge
Reporting Period: April 2026

PAGE: 2
CMSR1062

Judge							
	Pending at Beg of Period		New Cases Filed	Cases Transferred In / Reactivated			Total
	83		7	1			91
Terminations							
	Bankruptcy	Default	RefVacated	Court Trial	Dismiss	Other	Total
	2	2	0	0	2	6	12
	Total Pending at End of Period						79
GALLAGHER, SHANNON M							
	Pending at Beg of Period		New Cases Filed	Cases Transferred In / Reactivated			Total
	76		15	2			93
Terminations							
	Bankruptcy	Default	RefVacated	Court Trial	Dismiss	Other	Total
	0	3	0	0	1	3	7
	Total Pending at End of Period						86
HAGAN, EMILY							
	Pending at Beg of Period		New Cases Filed	Cases Transferred In / Reactivated			Total
	89		14	1			104
Terminations							
	Bankruptcy	Default	RefVacated	Court Trial	Dismiss	Other	Total
	0	1	0	0	1	4	6
	Total Pending at End of Period						98
KELLEY, KEVIN J							
	Pending at Beg of Period		New Cases Filed	Cases Transferred In / Reactivated			Total
	75		9	4			88
Terminations							
	Bankruptcy	Default	RefVacated	Court Trial	Dismiss	Other	Total
	0	0	0	0	4	9	13
	Total Pending at End of Period						75
KENNEDY, JOY							
	Pending at Beg of Period		New Cases Filed	Cases Transferred In / Reactivated			Total
	77		11	3			91
Terminations							
	Bankruptcy	Default	RefVacated	Court Trial	Dismiss	Other	Total
	0	5	0	0	0	7	12
	Total Pending at End of Period						79
KILBANE, ASHLEY							
	Pending at Beg of Period		New Cases Filed	Cases Transferred In / Reactivated			Total
	73		12	0			85
Terminations							
	Bankruptcy	Default	RefVacated	Court Trial	Dismiss	Other	Total
	0	5	0	0	1	7	13
	Total Pending at End of Period						72
KRIVOSH, KIRA							
	Pending at Beg of Period		New Cases Filed	Cases Transferred In / Reactivated			Total
	85		13	1			99
Terminations							
	Bankruptcy	Default	RefVacated	Court Trial	Dismiss	Other	Total
	0	3	0	0	8	4	15
	Total Pending at End of Period						84
MATIA, DAVID T							

CUYAHOGA COUNTY COURT OF COMMON PLEAS

DATE: 05/12/2026
TIME: 10:22 AM

Foreclosure Statistics by Judge
Reporting Period: April 2026

PAGE: 3
CMSR1062

Judge							
	Pending at Beg of Period		New Cases Filed		Cases Transferred In / Reactivated		Total
	79		12		1		92
Terminations	Bankruptcy	Default	RefVacated	Court Trial	Dismiss	Other	Total
	0	0	0	0	1	2	3
	Total Pending at End of Period						89
MAZZONE, CARL J							
	Pending at Beg of Period		New Cases Filed		Cases Transferred In / Reactivated		Total
	67		14		3		84
Terminations	Bankruptcy	Default	RefVacated	Court Trial	Dismiss	Other	Total
	1	4	0	0	4	9	18
	Total Pending at End of Period						66
MCCORMICK, TIMOTHY							
	Pending at Beg of Period		New Cases Filed		Cases Transferred In / Reactivated		Total
	69		20		1		90
Terminations	Bankruptcy	Default	RefVacated	Court Trial	Dismiss	Other	Total
	0	0	0	0	3	2	5
	Total Pending at End of Period						85
MIDAY, SHERRIE							
	Pending at Beg of Period		New Cases Filed		Cases Transferred In / Reactivated		Total
	67		12		0		79
Terminations	Bankruptcy	Default	RefVacated	Court Trial	Dismiss	Other	Total
	1	2	0	0	5	8	16
	Total Pending at End of Period						63
MOONEY, BRIAN							
	Pending at Beg of Period		New Cases Filed		Cases Transferred In / Reactivated		Total
	105		10		3		118
Terminations	Bankruptcy	Default	RefVacated	Court Trial	Dismiss	Other	Total
	0	5	0	0	7	2	14
	Total Pending at End of Period						104
MOORE, LAUREN C							
	Pending at Beg of Period		New Cases Filed		Cases Transferred In / Reactivated		Total
	88		11		1		100
Terminations	Bankruptcy	Default	RefVacated	Court Trial	Dismiss	Other	Total
	1	3	0	0	9	0	13
	Total Pending at End of Period						87
MURPHY, MOLLIE ANN							
	Pending at Beg of Period		New Cases Filed		Cases Transferred In / Reactivated		Total
	79		6		2		87
Terminations	Bankruptcy	Default	RefVacated	Court Trial	Dismiss	Other	Total
	0	2	0	0	2	5	9
	Total Pending at End of Period						78
NICHOLSON, ANTONIO S							

CUYAHOGA COUNTY COURT OF COMMON PLEAS

DATE: 05/12/2026
TIME: 10:22 AM

Foreclosure Statistics by Judge
Reporting Period: April 2026

PAGE: 4
CMSR1062

Judge

	Pending at Beg of Period		New Cases Filed		Cases Transferred In / Reactivated		Total
	83		13		0		96
Terminations							
	Bankruptcy	Default	RefVacated	Court Trial	Dismiss	Other	Total
	0	1	0	0	2	12	15
	Total Pending at End of Period						81

O'DONNELL, JENNIFER

	Pending at Beg of Period		New Cases Filed		Cases Transferred In / Reactivated		Total
	64		12		0		76
Terminations							
	Bankruptcy	Default	RefVacated	Court Trial	Dismiss	Other	Total
	1	1	0	0	1	5	8
	Total Pending at End of Period						68

O'DONNELL, JOHN P

	Pending at Beg of Period		New Cases Filed		Cases Transferred In / Reactivated		Total
	53		11		0		64
Terminations							
	Bankruptcy	Default	RefVacated	Court Trial	Dismiss	Other	Total
	0	1	0	0	2	8	11
	Total Pending at End of Period						53

RUSSO, JOHN J

	Pending at Beg of Period		New Cases Filed		Cases Transferred In / Reactivated		Total
	54		9		2		65
Terminations							
	Bankruptcy	Default	RefVacated	Court Trial	Dismiss	Other	Total
	1	3	0	0	2	8	14
	Total Pending at End of Period						51

RUSSO, NANCY MARGARET

	Pending at Beg of Period		New Cases Filed		Cases Transferred In / Reactivated		Total
	64		9		3		76
Terminations							
	Bankruptcy	Default	RefVacated	Court Trial	Dismiss	Other	Total
	2	2	0	0	6	4	14
	Total Pending at End of Period						62

SAFFOLD, JEFFREY P

	Pending at Beg of Period		New Cases Filed		Cases Transferred In / Reactivated		Total
	78		10		3		91
Terminations							
	Bankruptcy	Default	RefVacated	Court Trial	Dismiss	Other	Total
	0	4	0	0	8	15	27
	Total Pending at End of Period						64

SANTOLI, ANDREW J.

	Pending at Beg of Period		New Cases Filed		Cases Transferred In / Reactivated		Total
	97		13		1		111
Terminations							
	Bankruptcy	Default	RefVacated	Court Trial	Dismiss	Other	Total
	0	9	0	0	11	2	22
	Total Pending at End of Period						89

SHAUGHNESSY, MICHAEL P

CUYAHOGA COUNTY COURT OF COMMON PLEAS

DATE: 05/12/2026
TIME: 10:22 AM

Foreclosure Statistics by Judge
Reporting Period: April 2026

PAGE: 5
CMSR1062

Judge							
	Pending at Beg of Period		New Cases Filed		Cases Transferred In / Reactivated		Total
	33		0		0		33
Terminations	Bankruptcy	Default	RefVacated	Court Trial	Dismiss	Other	Total
	0	0	0	0	0	5	5
	Total Pending at End of Period						28
SHEEHAN, BRENDAN J							
	Pending at Beg of Period		New Cases Filed		Cases Transferred In / Reactivated		Total
	56		11		0		67
Terminations	Bankruptcy	Default	RefVacated	Court Trial	Dismiss	Other	Total
	1	0	0	0	1	1	3
	Total Pending at End of Period						64
SPELLACY, JOHN J							
	Pending at Beg of Period		New Cases Filed		Cases Transferred In / Reactivated		Total
	54		13		0		67
Terminations	Bankruptcy	Default	RefVacated	Court Trial	Dismiss	Other	Total
	1	2	0	0	2	4	9
	Total Pending at End of Period						58
SYNENBERG, JOAN							
	Pending at Beg of Period		New Cases Filed		Cases Transferred In / Reactivated		Total
	77		9		0		86
Terminations	Bankruptcy	Default	RefVacated	Court Trial	Dismiss	Other	Total
	1	1	0	0	3	11	16
	Total Pending at End of Period						70
TURNER, DEBORAH M							
	Pending at Beg of Period		New Cases Filed		Cases Transferred In / Reactivated		Total
	91		12		1		104
Terminations	Bankruptcy	Default	RefVacated	Court Trial	Dismiss	Other	Total
	0	2	0	2	2	11	17
	Total Pending at End of Period						87
VODREY, WILLIAM F. B.							
	Pending at Beg of Period		New Cases Filed		Cases Transferred In / Reactivated		Total
	115		6		1		122
Terminations	Bankruptcy	Default	RefVacated	Court Trial	Dismiss	Other	Total
	0	5	0	0	7	6	18
	Total Pending at End of Period						104

Monthly Summary

MONTHLY SUMMARY

April 2026

NAME	PEND	ASSIGNED			TRIALS						DISP	PENDING				+	-
		CV	CR	TOT	JURY			COURT				CV	FR	CR	TOT		
Richard A. Bell	338	68	26	94	0	0	0	1	1	2	80	215	64	73	352	-14	
Maureen Clancy	374	67	30	97	0	0	0	0	0	0	89	231	65	86	382	-8	
Cassandra Collier-Willia	526	69	31	100	0	1	1	0	0	0	107	323	70	126	519	+7	
Peter J. Corrigan	558	66	30	96	0	1	1	0	0	0	86	331	44	193	568	-10	
Nancy A. Fuerst	444	67	33	100	0	0	0	0	0	0	93	276	74	101	451	-7	
Steven E. Gall	494	65	31	96	0	0	0	0	0	0	111	300	58	121	479	+15	
Hollie L. Gallagher	414	64	26	90	0	0	0	0	0	0	78	295	52	79	426	-12	
Kelly A. Gallagher	442	68	36	104	0	2	2	0	0	0	109	273	77	87	437	+5	
Shannon M. Gallagher	422	67	45	112	0	0	0	0	0	0	98	231	85	120	436	-14	
Emily Hagan	474	68	40	108	0	0	0	0	1	1	108	261	92	121	474	0	
Kevin J. Kelley	467	76	32	108	0	0	0	0	3	3	88	279	73	135	487	-20	
Joy Kennedy	409	68	35	103	0	2	2	0	0	0	68	260	76	108	444	-35	
Ashley Kilbane	442	65	41	106	0	1	1	1	0	1	82	260	68	138	466	-24	
Kira Krivosh	508	72	27	99	0	0	0	0	1	1	81	294	83	149	526	-18	
David T. Matia	478	68	28	96	0	1	1	0	2	2	82	288	86	118	492	-14	
Carl J. Mazzone	432	72	31	103	0	0	0	0	0	0	91	286	65	93	444	-12	
Timothy McCormick	423	68	30	98	0	0	0	0	0	0	78	267	83	93	443	-20	
Sherrie Miday	477	73	31	104	1	0	1	0	0	0	105	302	61	113	476	+1	
Brian Mooney	502	74	39	113	0	0	0	0	2	2	92	288	101	134	523	-21	
Lauren C. Moore	579	73	32	105	0	1	1	0	0	0	92	314	84	194	592	-13	
Mollie Ann Murphy	538	73	35	108	0	1	1	0	0	0	110	331	74	131	536	+2	
Antonio S. Nicholson	667	70	39	109	0	1	1	0	0	0	113	419	79	165	663	+4	
Jennifer O'Donnell	474	68	34	102	0	0	0	0	0	0	75	280	67	154	501	-27	
John P. O'Donnell	458	70	30	100	0	0	0	0	0	0	69	310	52	127	489	-31	
John J. Russo	397	72	27	99	0	1	1	1	1	2	86	268	49	93	410	-13	
Nancy Margaret Russo	247	73	31	104	0	0	0	0	0	0	94	135	61	61	257	-10	
Jeffrey P. Saffold	414	71	33	104	0	1	1	0	0	0	114	261	63	80	404	+10	
Andrew J. Santoli	504	63	40	103	0	1	1	0	0	0	112	299	85	111	495	+9	
Michael P. Shaughnessy	255	4	13	17	0	0	0	0	0	0	58	135	28	51	214	+41	
Brendan J. Sheehan	268	63	25	88	0	0	0	0	0	0	56	178	62	60	300	-32	
John J. Spellacy	465	69	35	104	0	0	0	0	0	0	107	286	57	119	462	+3	
Joan Synenberg	398	62	32	94	0	0	0	0	0	0	81	260	66	85	411	-13	
Deborah M. Turner	512	67	42	109	0	0	0	1	0	1	115	283	86	137	506	+6	
William F.B. Vodrey	501	67	40	107	0	0	0	0	0	0	114	228	103	163	494	+7	
TOTALS	15301	2270	1110	3380	1	14	15	4	11	15	3122	9247	2393	3919	15559	-258	

Year to Date Summary

SUMMARY FOR THE COURT

January - April 2026

NAME	PEND	ASSIGNED			TRIALS						DISP	PENDING				+	-
		CV	CR	TOT	JURY			COURT				CV	FR	CR	TOT		
Richard A. Bell	356	250	95	345	0	1	1	1	1	2	349	215	64	73	352	+ 4	
Maureen Clancy	373	262	111	373	0	4	4	0	0	0	364	231	65	86	382	- 9	
Cassandra Collier-Willia	496	250	115	365	1	1	2	0	0	0	342	323	70	126	519	- 23	
Peter J. Corrigan	558	255	128	383	0	4	4	0	0	0	373	331	44	193	568	- 10	
Nancy A. Fuerst	455	257	121	378	3	2	5	1	2	3	382	276	74	101	451	+ 4	
Steven E. Gall	500	250	136	386	0	2	2	0	0	0	407	300	58	121	479	+ 21	
Hollie L. Gallagher	420	254	100	354	0	1	1	0	1	1	348	295	52	79	426	- 6	
Kelly A. Gallagher	474	251	121	372	0	2	2	0	1	1	409	273	77	87	437	+ 37	
Shannon M. Gallagher	426	249	138	387	0	0	0	0	1	1	377	231	85	120	436	- 10	
Emily Hagan	487	251	148	399	0	3	3	1	1	2	412	261	92	121	474	+ 13	
Kevin J. Kelley	458	258	123	381	0	1	1	0	5	5	352	279	73	135	487	- 29	
Joy Kennedy	464	245	110	355	2	5	7	1	0	1	375	260	76	108	444	+ 20	
Ashley Kilbane	413	264	123	387	0	2	2	2	0	2	334	260	68	138	466	- 53	
Kira Krivosh	506	260	120	380	0	2	2	1	1	2	360	294	83	149	526	- 20	
David T. Matia	439	248	117	365	0	2	2	0	2	2	312	288	86	118	492	- 53	
Carl J. Mazzone	458	260	113	373	0	1	1	0	0	0	387	286	65	93	444	+ 14	
Timothy McCormick	430	251	132	383	0	1	1	0	0	0	370	267	83	93	443	- 13	
Sherrie Miday	449	258	120	378	1	1	2	0	3	3	351	302	61	113	476	- 27	
Brian Mooney	497	259	122	381	0	1	1	0	4	4	355	288	101	134	523	- 26	
Lauren C. Moore	632	254	114	368	0	2	2	0	2	2	408	314	84	194	592	+ 40	
Mollie Ann Murphy	543	254	142	396	1	5	6	0	2	2	403	331	74	131	536	+ 7	
Antonio S. Nicholson	672	257	120	377	0	1	1	0	3	3	386	419	79	165	663	+ 9	
Jennifer O'Donnell	501	253	128	381	0	1	1	0	2	2	381	280	67	154	501	0	
John P. O'Donnell	455	259	113	372	0	1	1	2	0	2	338	310	52	127	489	- 34	
John J. Russo	398	256	119	375	0	4	4	1	1	2	363	268	49	93	410	- 12	
Nancy Margaret Russo	263	274	119	393	0	0	0	0	1	1	399	135	61	61	257	+ 6	
Jeffrey P. Saffold	375	261	114	375	0	2	2	0	1	1	346	261	63	80	404	- 29	
Andrew J. Santoli	482	250	134	384	0	2	2	0	0	0	371	299	85	111	495	- 13	
Michael P. Shaughnessy	426	45	65	110	0	3	3	0	3	3	322	135	28	51	214	+ 212	
Brendan J. Sheehan	165	225	94	319	0	0	0	0	16	16	184	178	62	60	300	- 135	
John J. Spellacy	438	251	138	389	1	2	3	1	0	1	365	286	57	119	462	- 24	
Joan Synenberg	404	254	114	368	0	1	1	0	0	0	361	260	66	85	411	- 7	
Deborah M. Turner	484	248	128	376	1	1	2	1	0	1	354	283	86	137	506	- 22	
William F.B. Vodrey	458	249	153	402	0	4	4	1	0	1	366	228	103	163	494	- 36	
TOTALS	15355	8422	4088	12510	10	65	75	13	53	66	12306	9247	2393	3919	15559	- 204	

Corrections/Adjustments