



CUYAHOGA COUNTY COMMON PLEAS COURT

***Statistics Report
March 2026***

***Michael P. Shaughnessy
Administrative and Presiding Judge***

TABLE OF CONTENTS

Criminal Statistics

Newly Filed, Re-Activated and Transferred in Cases _____ 4

Yearly Criminal Terminations _____ 5

Pending Criminal Cases End of Period _____ 6

Clearance Rate _____ 7

Arrest to Disposition Timeline _____ 8

Average Arrest to Disposition Timeline (Jail Cases) _____ 9

Average Arrest to Disposition Timeline (Non-Jail Cases) _____ 10

Average Arrest to Disposition Timeline (Jail and Non-Jail Cases) _____ 11

Yearly Average Arrest to Disposition Timeline _____ 12

Indictments and Informations Filed With the Clerk of Courts _____ 13

Bail Case Arraignment Activity _____ 14

Overall Arraignment Statistics _____ 15

Foreclosure Statistics

Total Pending Judicial Foreclosure Cases Referred to Magistrates _____ 17

Total Pending Tax Lien & Certificate Cases Referred to Magistrates _____ 18

Percentage of Pending Judicial Foreclosure Cases By Filing Year _____ 19

Judicial Foreclosure Clearance Rate Year 2026 _____ 20

Avg. Number of Days to Disp. (Excl. Bank. Stays & Tax Lien & Tax Cert.) _____ 21

Avg. Number of Days to Disp. (Excl. Bank. Stays & Incl. Tax Lien & Tax Cert.) _____ 22

Total New Judicial Foreclosure Filings _____ 23

New Marsh of Lien/Quiet Title/Partition Case Filings for Years 2011 – 2026 YTD _____ 23

New Marsh of Lien/Quiet Title/Partition Case Filings by month for 2026 YTD _____ 24

New Tax Lien & Certificate Filings for Years 2011 – 2026 YTD _____ 25

New Tax Lien & Certificate Filings by Month for Year 2026 YTD _____ 25

Total New Judicial Foreclosure Filings Years 2011 – 2026 YTD _____ 26

Total New Judicial Foreclosure Filings by Month for Year 2026 YTD _____ 26

Magistrate’s Monthly Reports _____ 27

Report CMSR1062 - Judicial Foreclosure Statistics by Judge _____ 35

Monthly Summary _____ 41

Year to Date Summary _____ 43

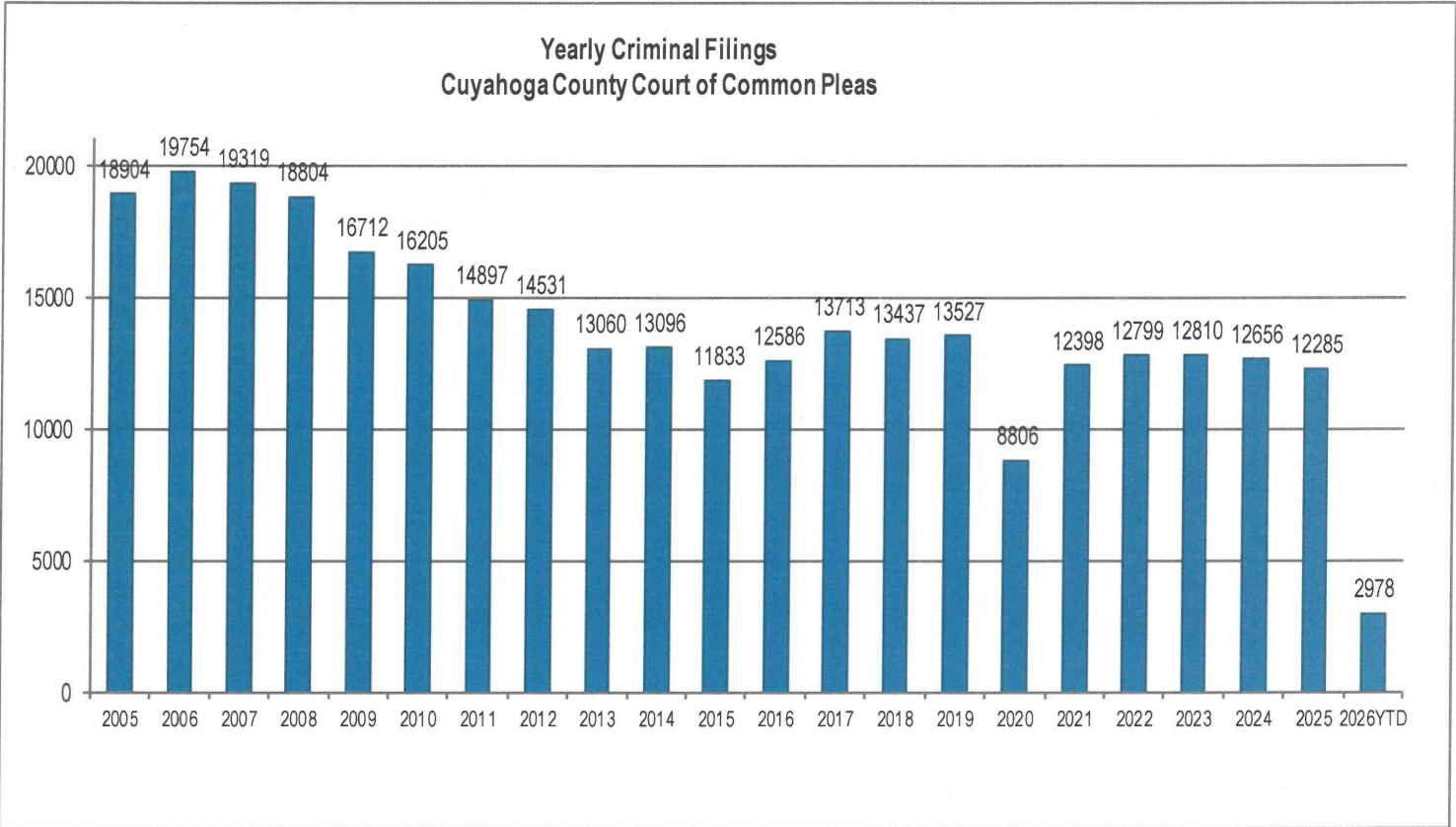
Corrections/Adjustments _____ 45

Criminal Case Statistics

CUYAHOGA COUNTY COMMON PLEAS COURT

Newly Filed, Re-Activated and Transferred in Cases

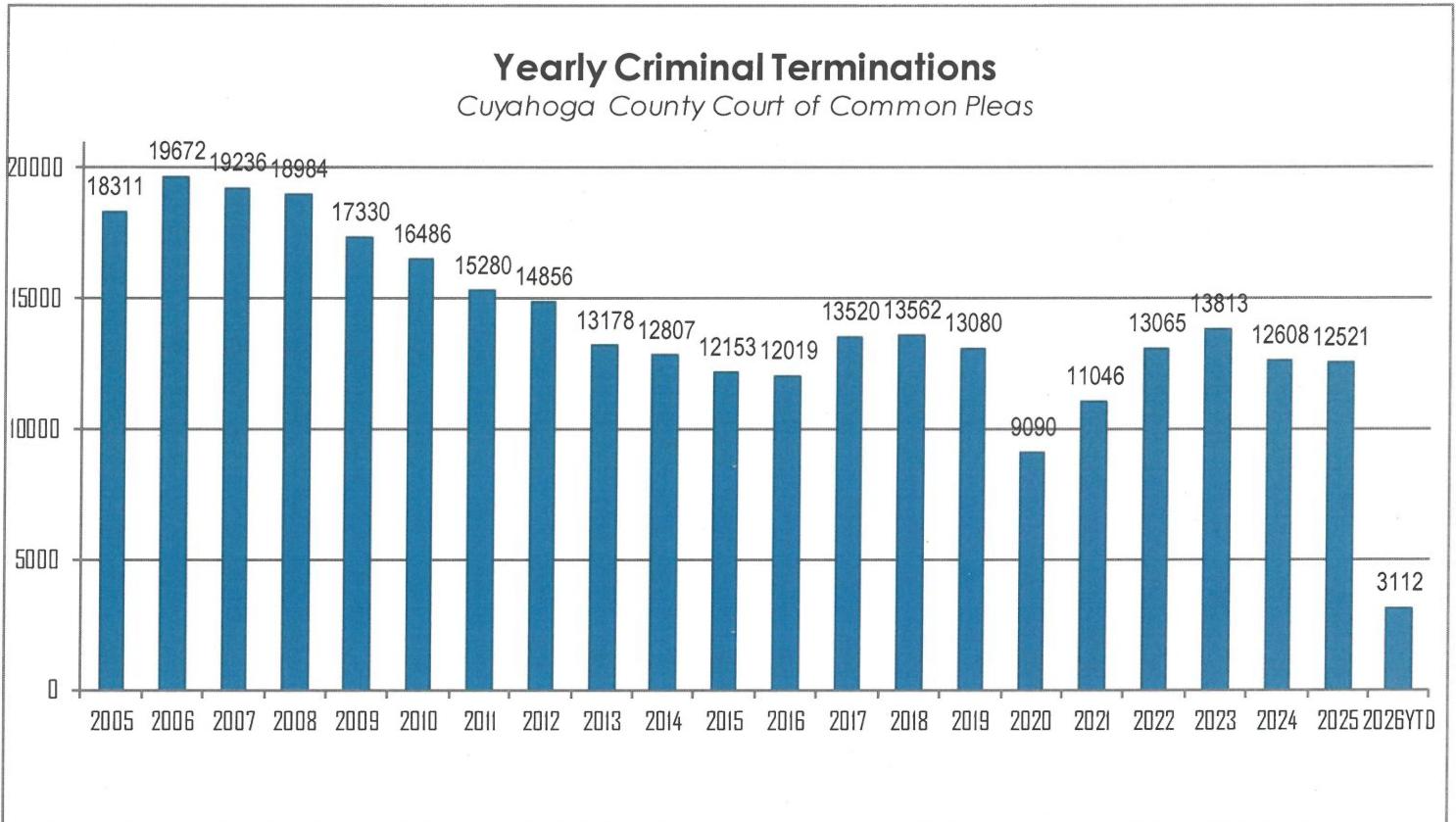
The following chart is a representation of all filed cases in Cuyahoga County Court of Common Pleas from 2005 – March 2026. Newly filed cases are defined as having been arraigned and assigned to a Judge. Re-activated cases are defined as cases where a defendant was unavailable for trial and has now become ready to proceed. Transferred cases are defined as cases moved from one judge's docket to another. This could be due to re-assignment to a Mental Health Judge or after additional information indicates that by Court rule, the case should have been assigned to another Judge.



CUYAHOGA COUNTY COMMON PLEAS COURT

Yearly Criminal Terminations

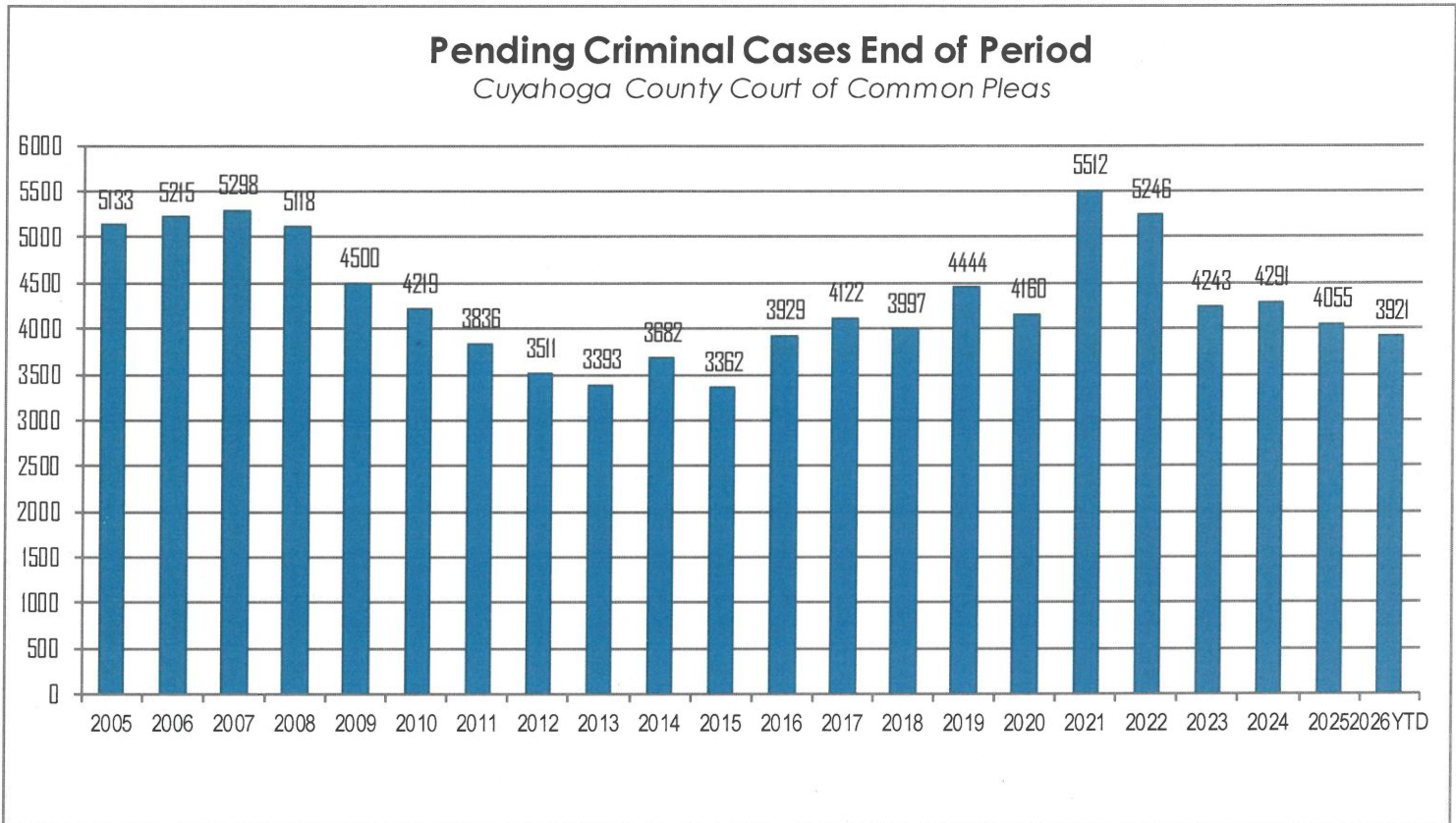
The following chart represents cases that have been terminated by the court from 2005 – March 2026. These cases have been terminated either by trial; plea, dismissal or a defendant is unavailable for trial or sentencing.



CUYAHOGA COUNTY COMMON PLEAS COURT

Pending Criminal Cases End of Period

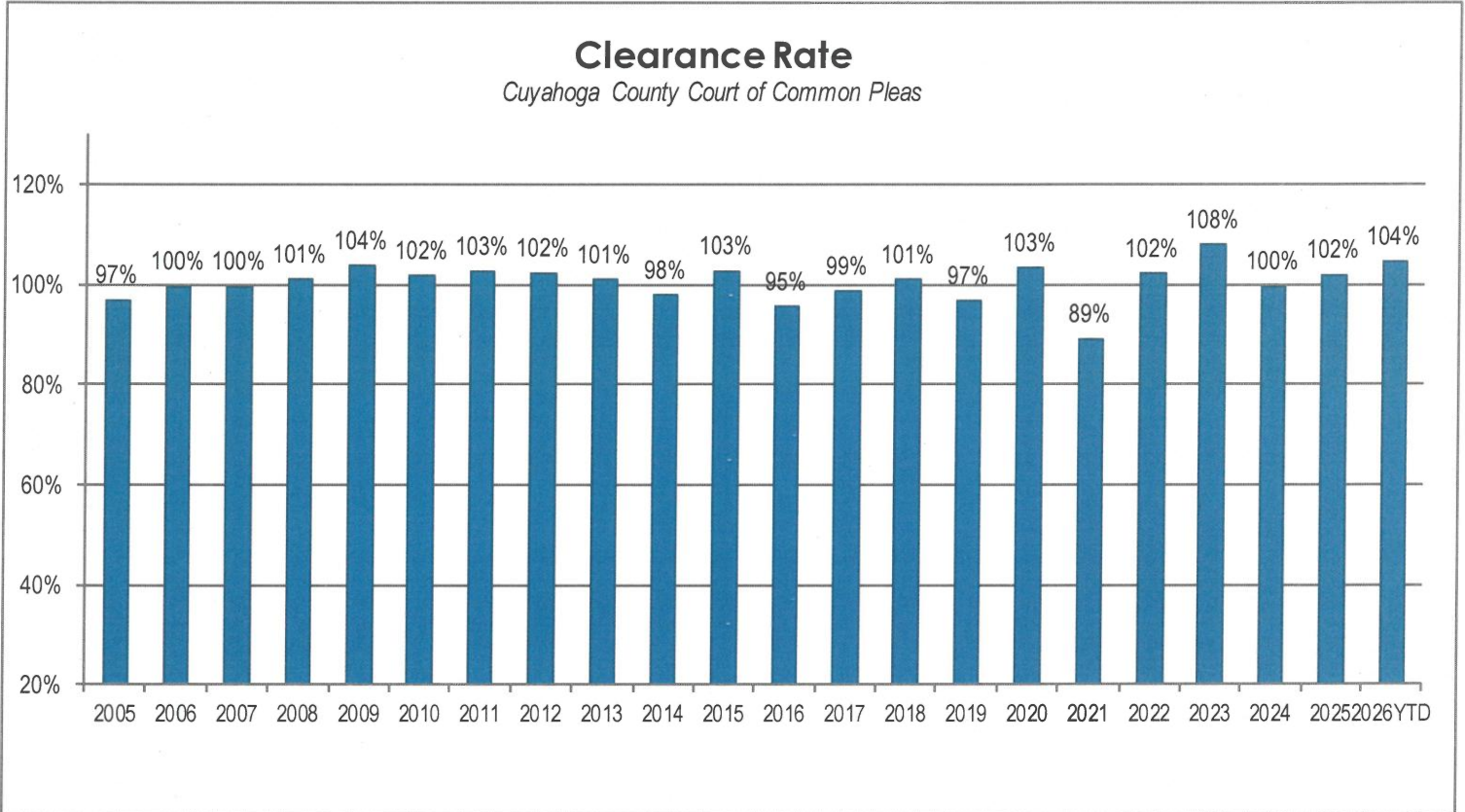
The following chart represents the total number of cases pending at the end of the reporting period from 2005 – March 2026. Pending criminal cases at the end of the period is determined by adding the total number of pending cases at the beginning of the reporting period, and all newly filed, re-activated and transferred in cases. The total number of cases terminated in the period is subtracted from the sum total pending at the beginning of the period to give the value pending at the end of the period.



CUYAHOGA COUNTY COMMON PLEAS COURT

Clearance Rate

The Clearance Rate is the total number of outgoing cases as a percentage of the number of incoming cases. Clearance rate measures whether the court is keeping up with its incoming caseload. If cases are not disposed in a timely manner, a backlog of cases awaiting disposition will grow. A Clearance Rate of 100% indicates that at least as many cases have been filed, reopened, or reactivated in a period have been disposed.



Arrest to Disposition Timeline

Arrest to disposition timeline is a method to measure how felony cases flow through the Cuyahoga County Criminal Justice System. By capturing how long a case takes to move from stage to stage, we can examine where problems may exist and where potential improvements in case processing can be made.

The source data was extracted from the Cuyahoga County Court of Common Pleas Case Management System. The overall population of sample data was based on cases terminated in a given month excluding cases that have gone through diversion programs. A case is defined as a defendant and all charges involved in a single incident. The period for the extracted data is from March 2026.

The stages examined were:

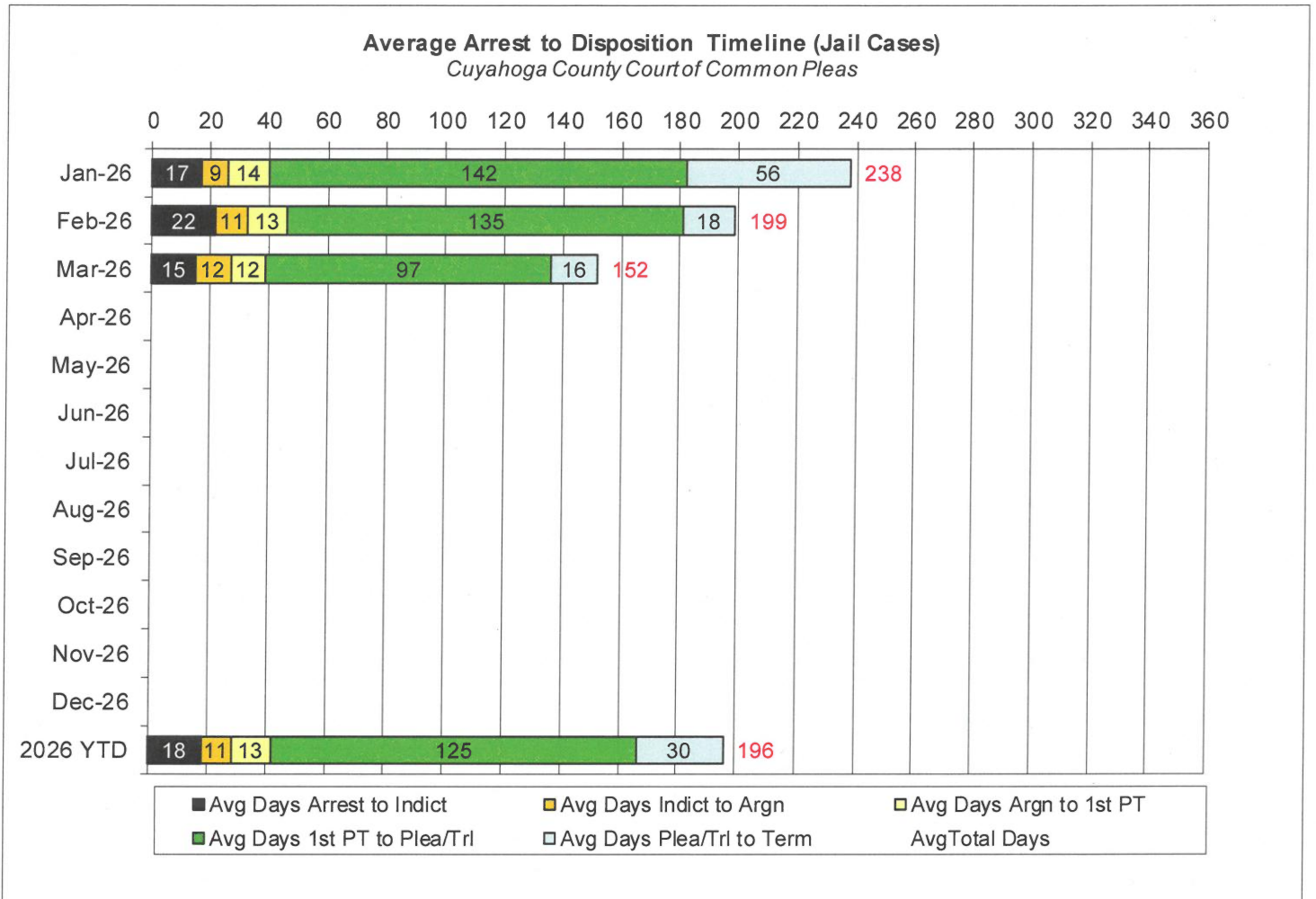
Arrest to Indictment
Indictment to Arraignment
Arraignment to 1st Pre-Trial
1st Pre-Trial to Plea/Trial
Plea/Trial to Termination

Due to the fact that each case may or may not have all of the stage date elements, a method to arrive at stage averages was applied. For a case to be included in the average for a stage there would need to be both dates for the given stage. A case would be included in the Arrest to Indictment stage if both arrest date and indictment date were available. This method was applied to each of the five stages. Next we calculated the total number of cases that met the date criteria for each of the ranges and also the total number of days between each date. To arrive at an average, the total number of days for each case in each range was calculated and divided by the total number of cases that met the date criteria. If a case had a time period or periods where the defendant was capiased or referred to the Psych Clinic, that amount of time was subtracted from the appropriate range. For re-indicted cases, the original arrest date is used.

The following three charts are for Jail, Non-Jail and combined Jail and Non-Jail cases. Jail and Non-Jail cases are defined by the posting of bond prior to plea or trial.

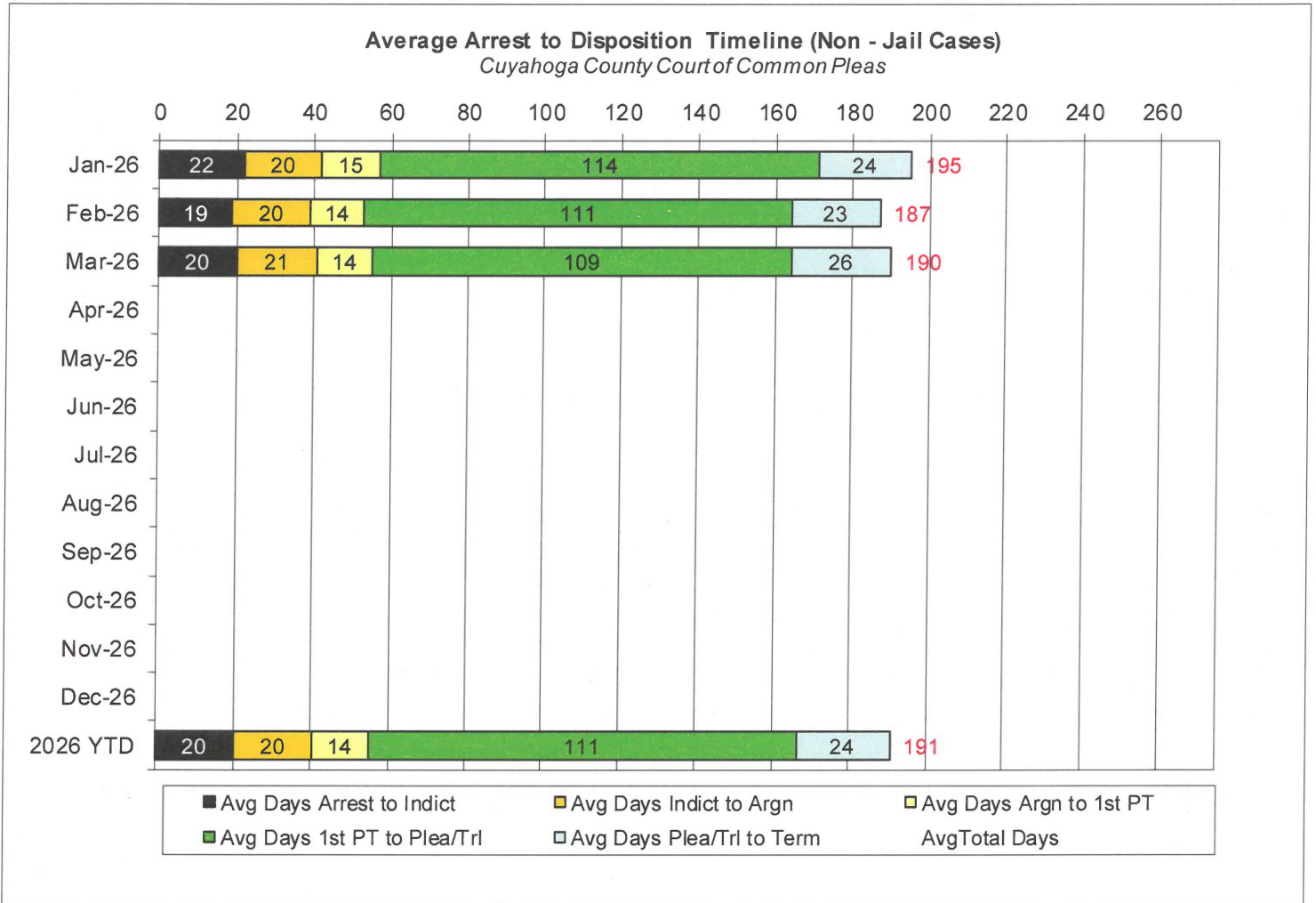
CUYAHOGA COUNTY COMMON PLEAS COURT

Average Arrest to Disposition Timeline (Jail Cases)



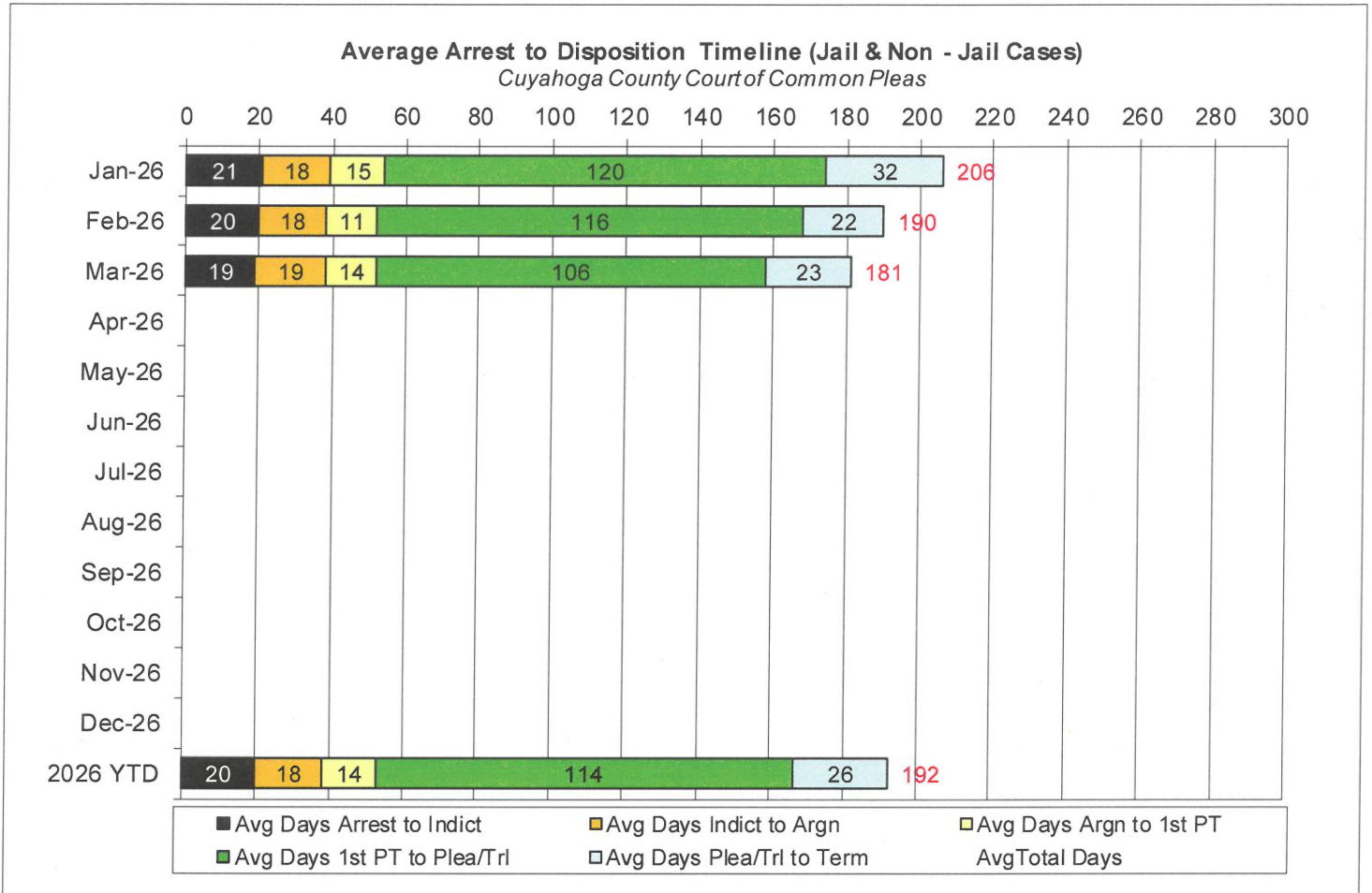
CUYAHOGA COUNTY COMMON PLEAS COURT

Average Arrest to Disposition Timeline (Non-Jail Cases)



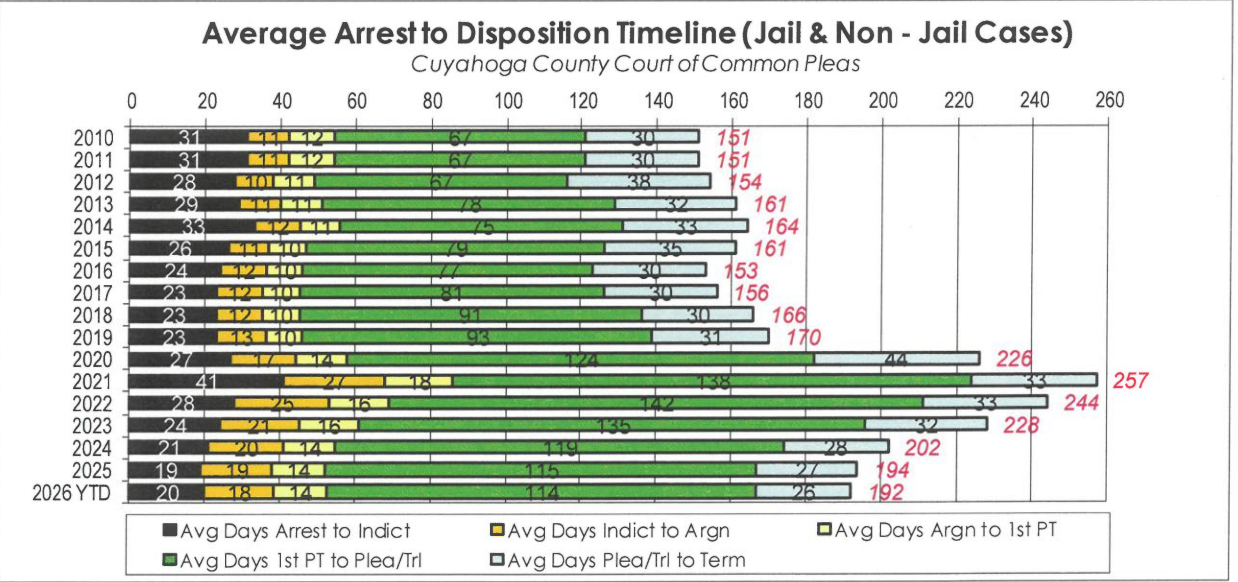
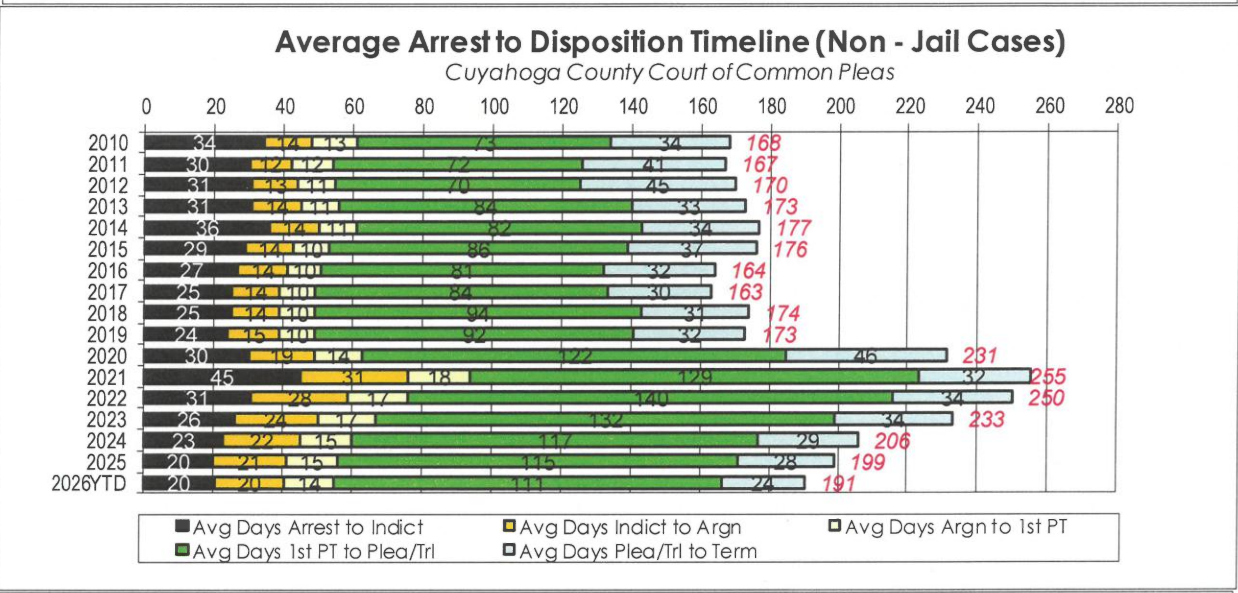
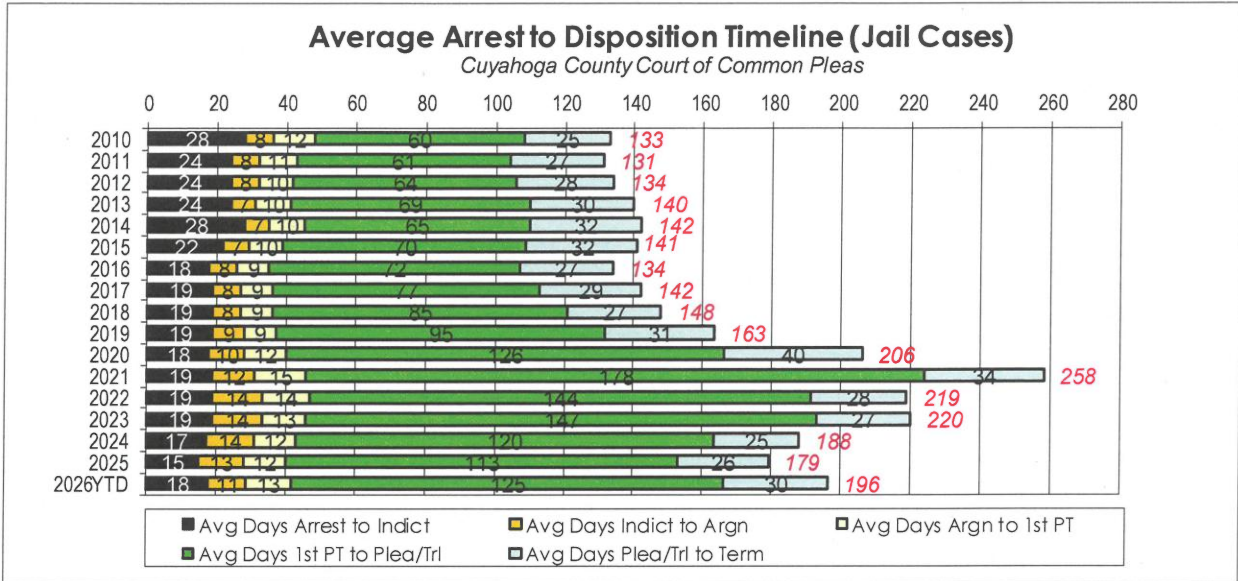
CUYAHOGA COUNTY COMMON PLEAS COURT

Average Arrest to Disposition Timeline (Jail and Non-Jail Cases)



CUYAHOGA COUNTY COMMON PLEAS COURT

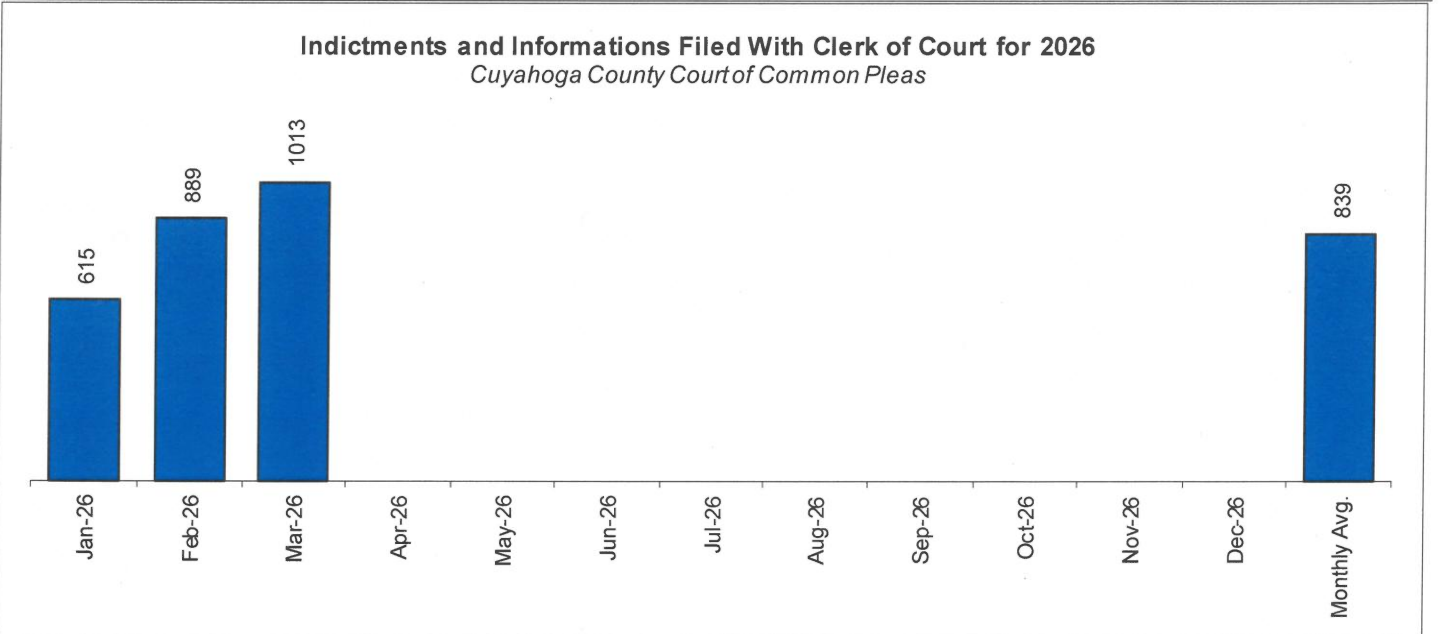
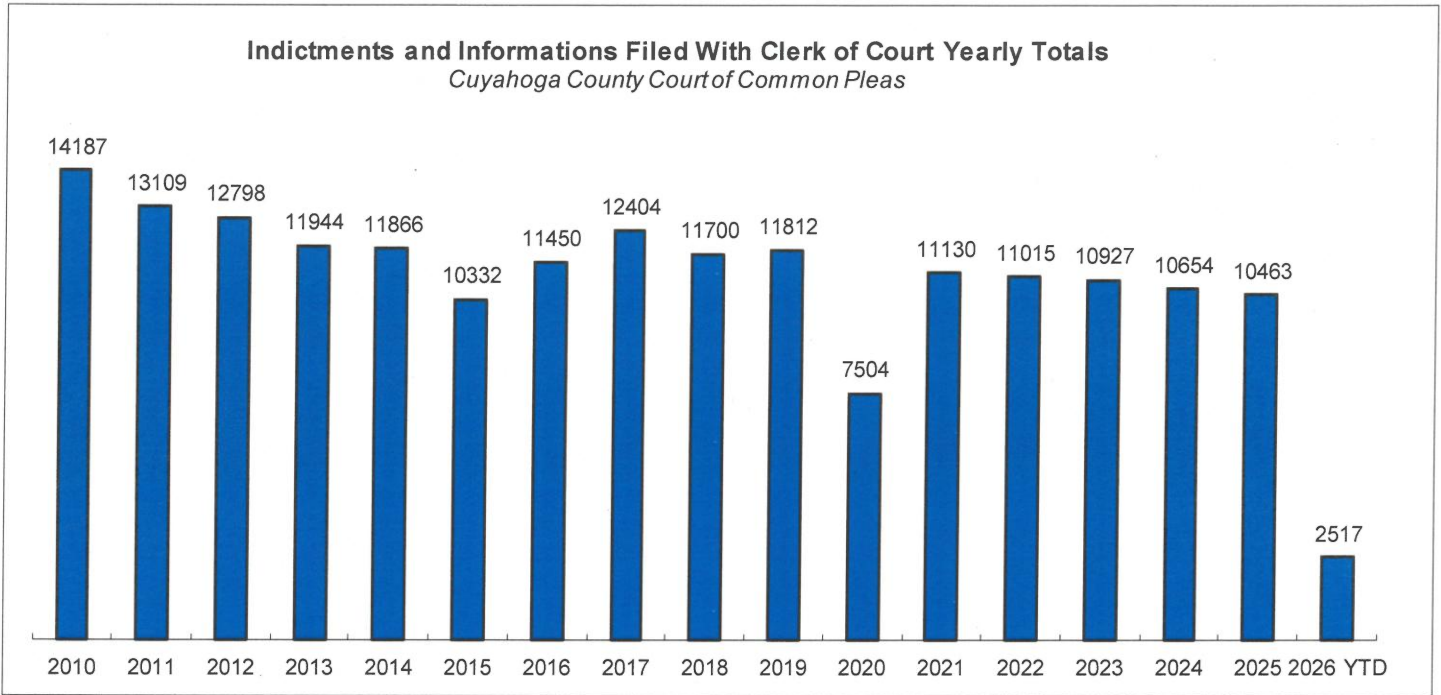
Yearly Average Arrest to Disposition Timeline



CUYAHOGA COUNTY COMMON PLEAS COURT

Indictments and Informations Filed With the Clerk of Courts

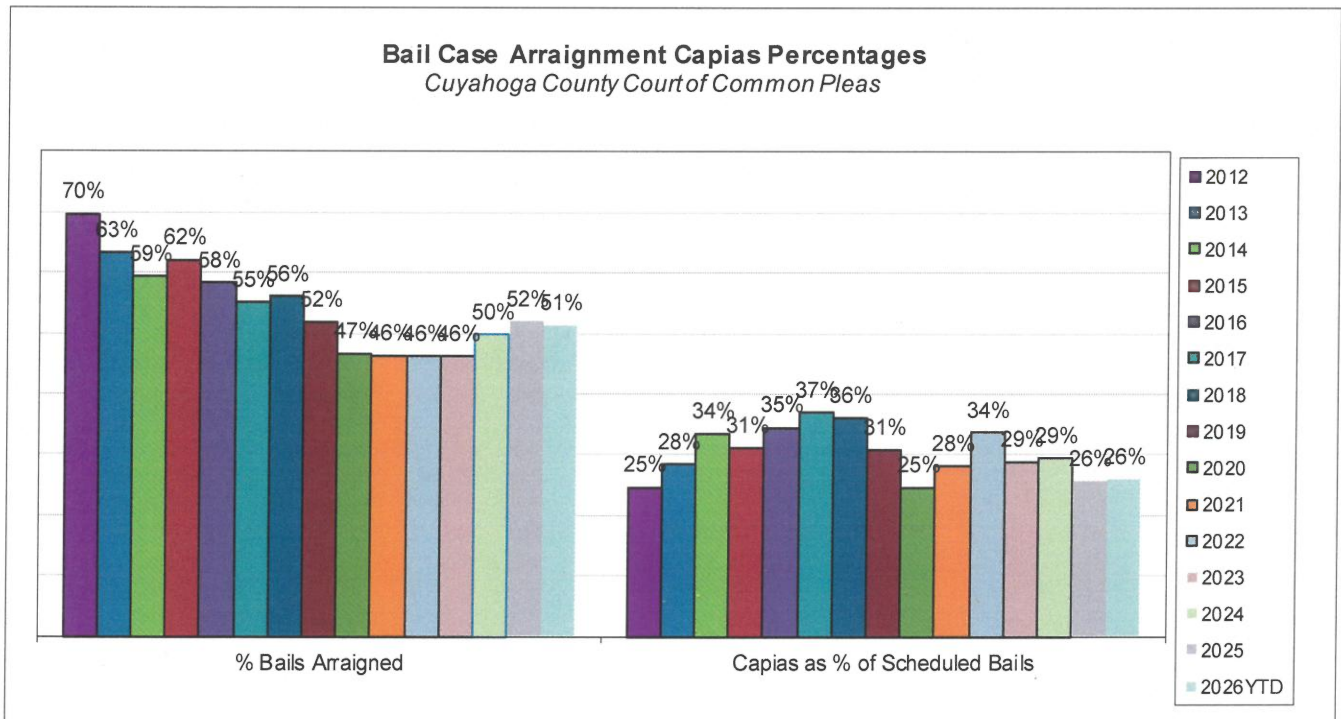
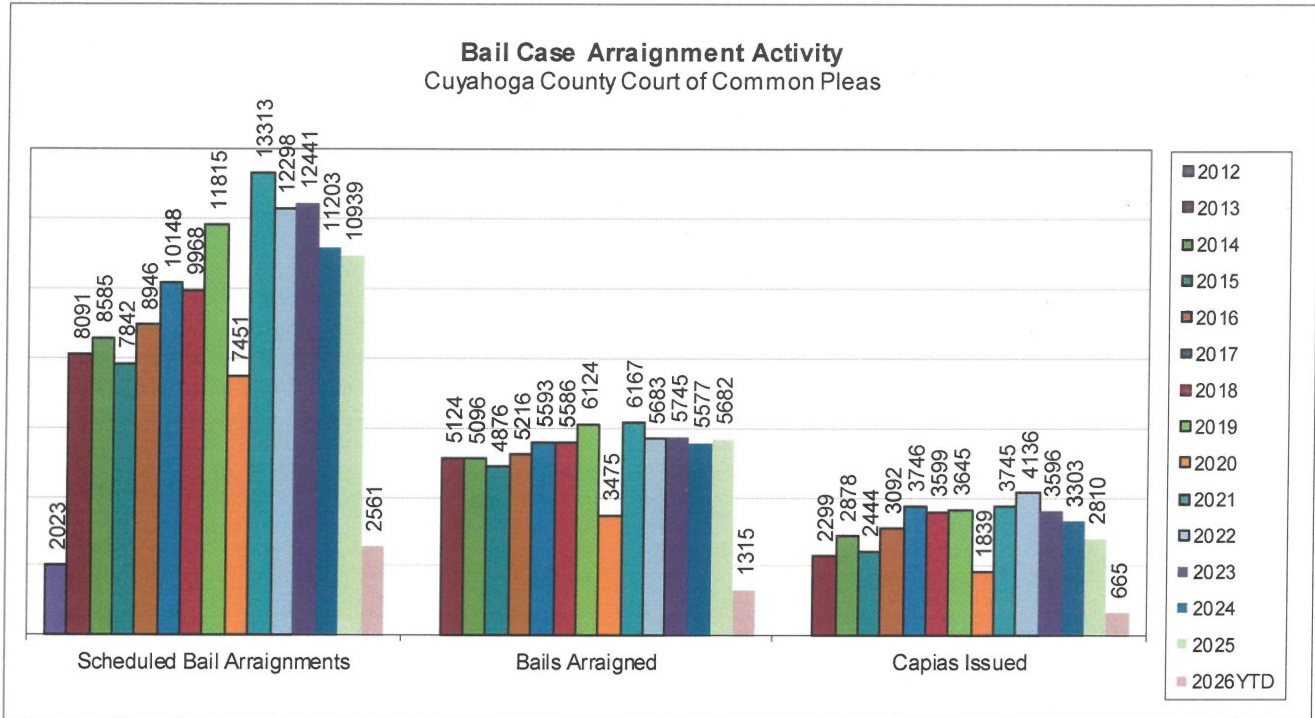
The following charts are reflective of Indictments and Informations filed with the Criminal Clerk of Courts from 2010. The source for this information was the Criminal Clerk's Office.



CUYAHOGA COUNTY COMMON PLEAS COURT

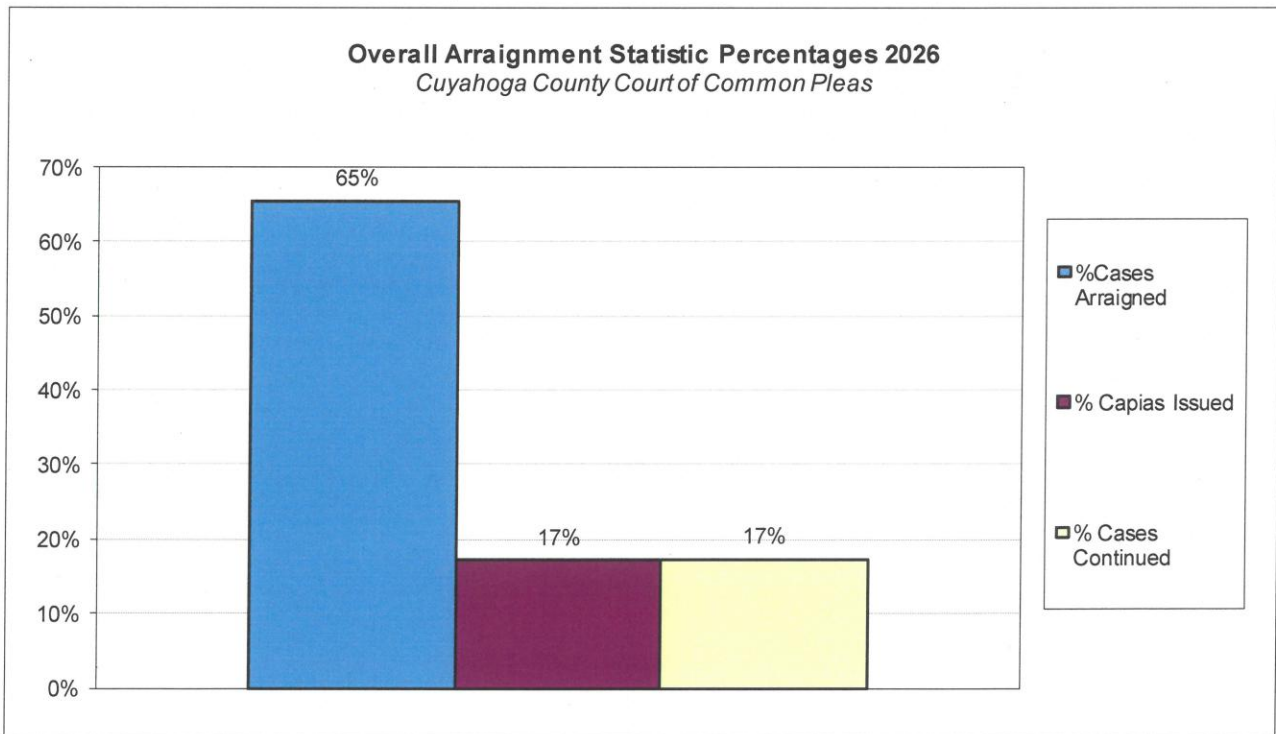
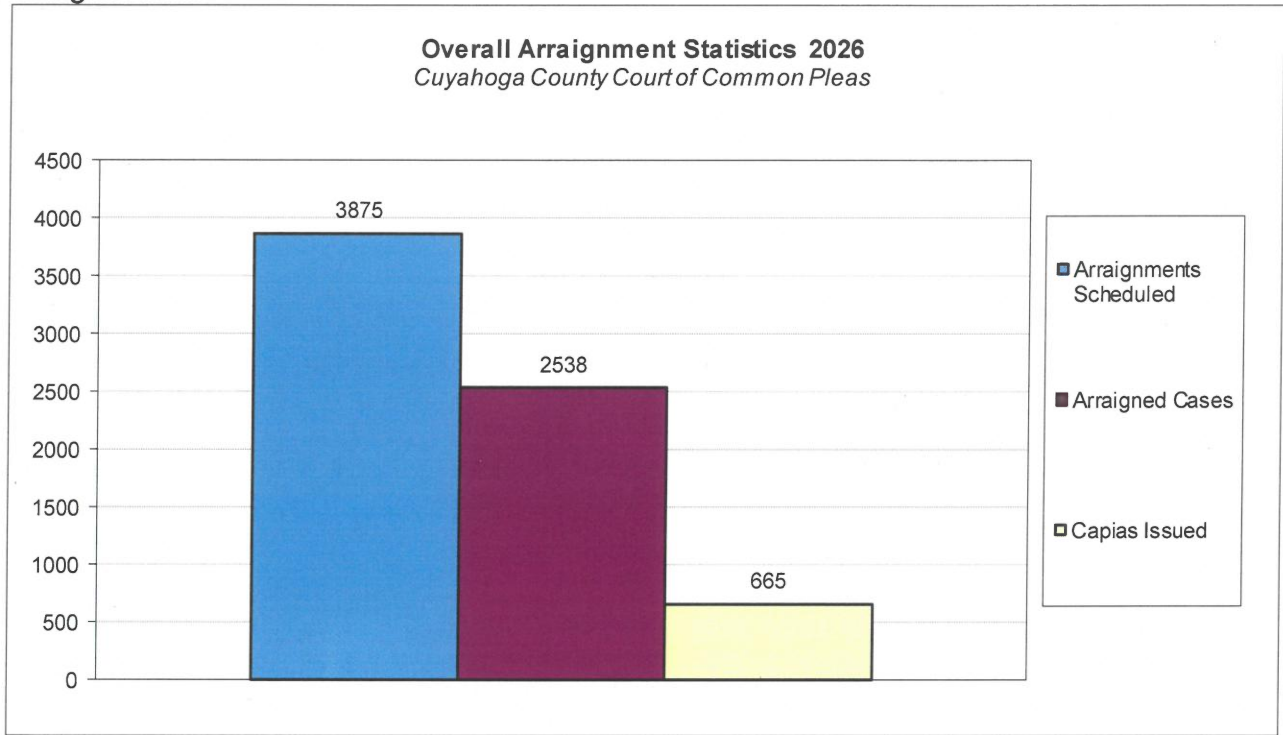
Bail Case Arraignment Activity

The following charts are reflective of arraignment activity where the defendant was not incarcerated at the time of arraignment. The source for this information was the Criminal Records Department.



Overall Arraignment Statistics

The arraignment statistics were provided by the Criminal Records Department. They are provided to give a representation of arraignment activity in the Court in 2026. These statistics include jail and non – jail arraignments.



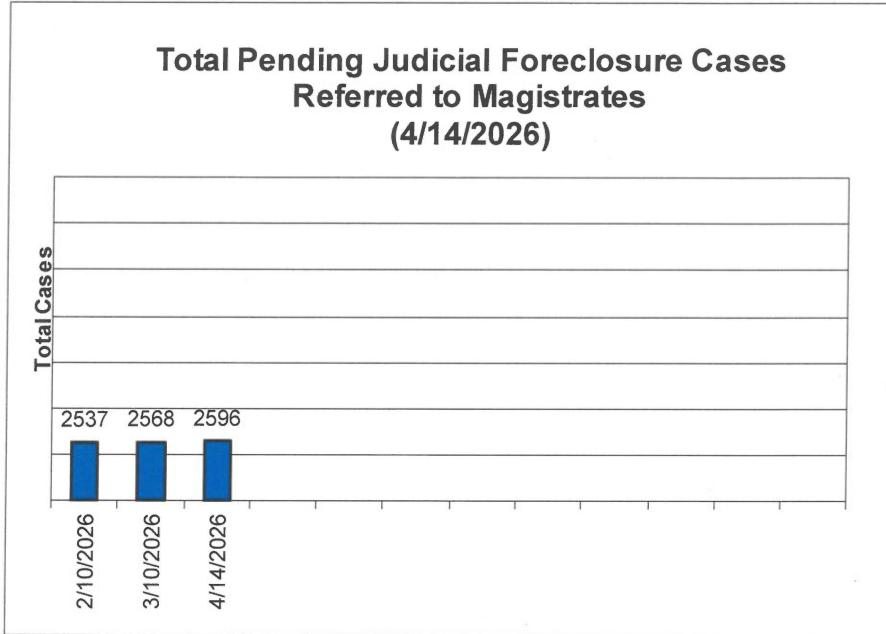
Judicial Foreclosure Statistics¹

¹ For clarification purposes, Foreclosure cases in this report are identified as Judicial Foreclosure filings (filing codes 1460 (Foreclosure Marsh. Of Lien), 1465(Tax Lien), 1466 (Tax Certificate), 1470 (Quiet Title), and 1480 (Partition)). These cases are different from Board of Revision Foreclosures, which are not reported here.

CUYAHOGA COUNTY COMMON PLEAS COURT

Total Pending Judicial Foreclosure Cases Referred to Magistrates

The following chart is a display of the total number of pending Judicial Foreclosure cases referred to the Magistrates on specific dates. The table below shows the number of these cases pending from each year since 2012.

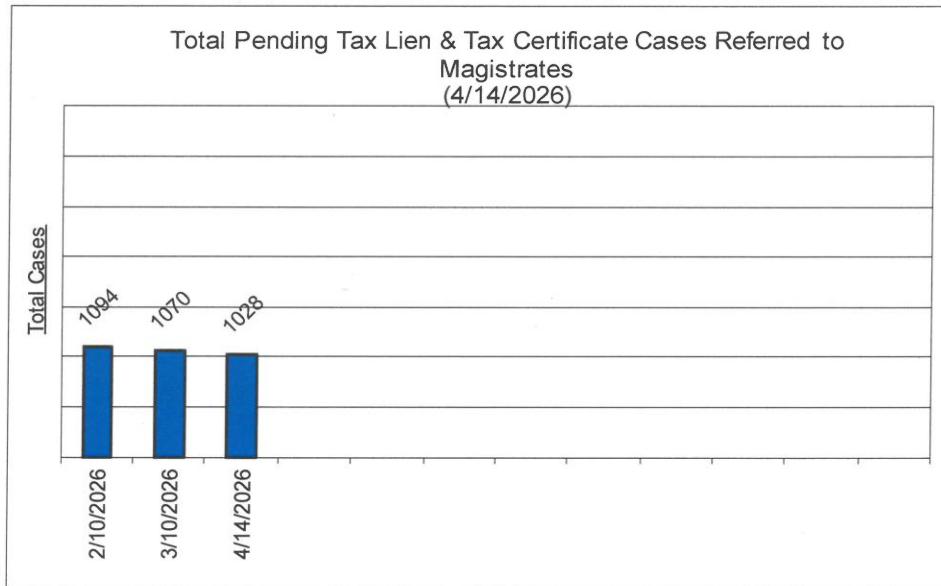


	As of:	2/10/2026	3/10/2026	4/14/2026								
Year												
2010		1	1	1								
2015		1	1	0								
2018		1	1	1								
2019		3	3	3								
2021		3	2	2								
2022		7	6	7								
2023		11	10	9								
2024		11	9	58								
2025		1982	1673	1235								
2026		517	862	1280								
Total		2537	2568	2596								

CUYAHOGA COUNTY COMMON PLEAS COURT

Total Pending Tax Lien & Certificate Cases Referred to Magistrates

The following chart is a display of the number of pending tax Judicial Foreclosure cases referred to the Magistrates on specific dates. The table below shows the number of pending tax Judicial Foreclosure cases in each year since 2010.

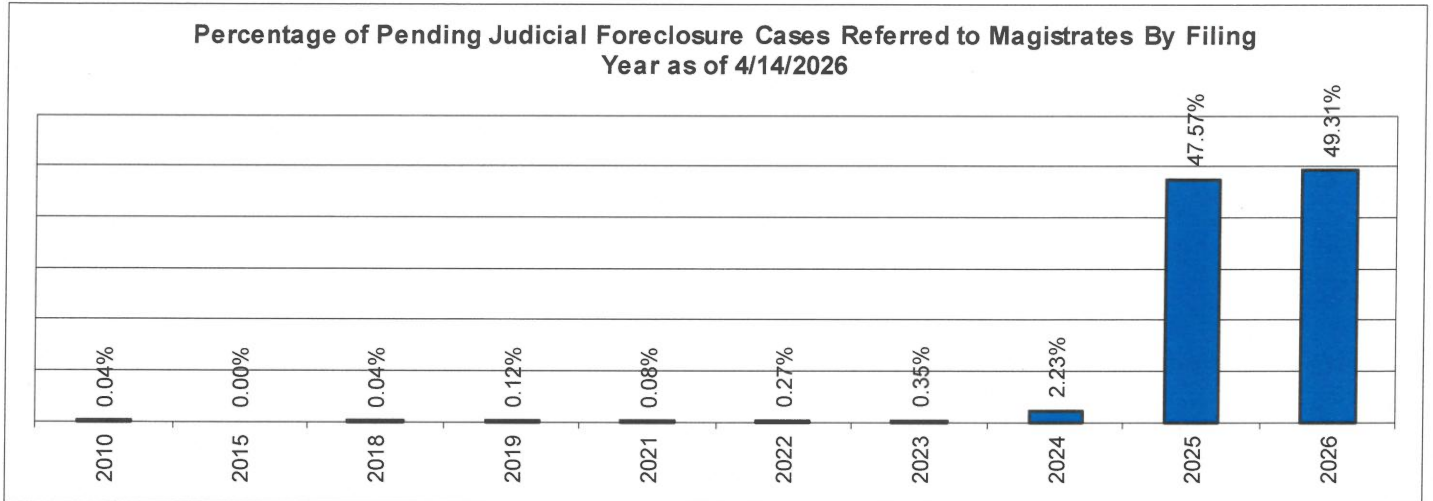


	As of:	2/10/2026	3/10/2026	4/14/2026										
Year														
2010		1	0	0										
2012		1	1	1										
2015		3	3	2										
2016		2	2	2										
2018		1	1	1										
2019		2	3	2										
2021		2	1	1										
2022		1	1	2										
2023		4	3	3										
2024		12	8	4										
2025		832	697	495										
2026		233	350	515										
Total		1094	1070	1028										

CUYAHOGA COUNTY COMMON PLEAS COURT

Percentage of Pending Judicial Foreclosure Cases By Filing Year

The following chart is a representation of the total number of pending Judicial Foreclosure cases by filing year expressed as a percentage on a specific date. The table below is the supporting data for this chart.

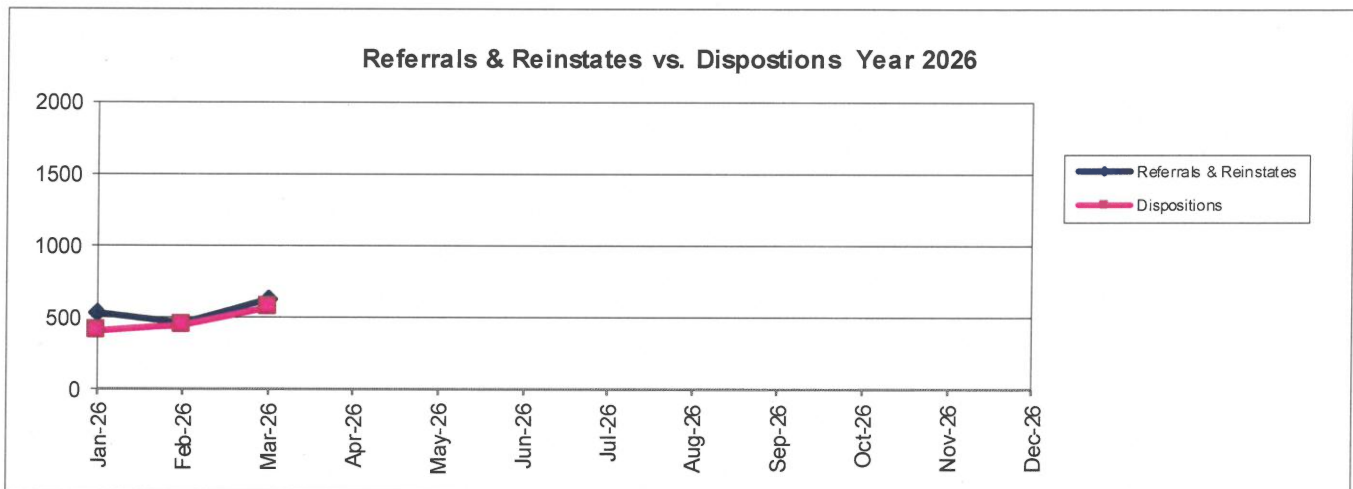
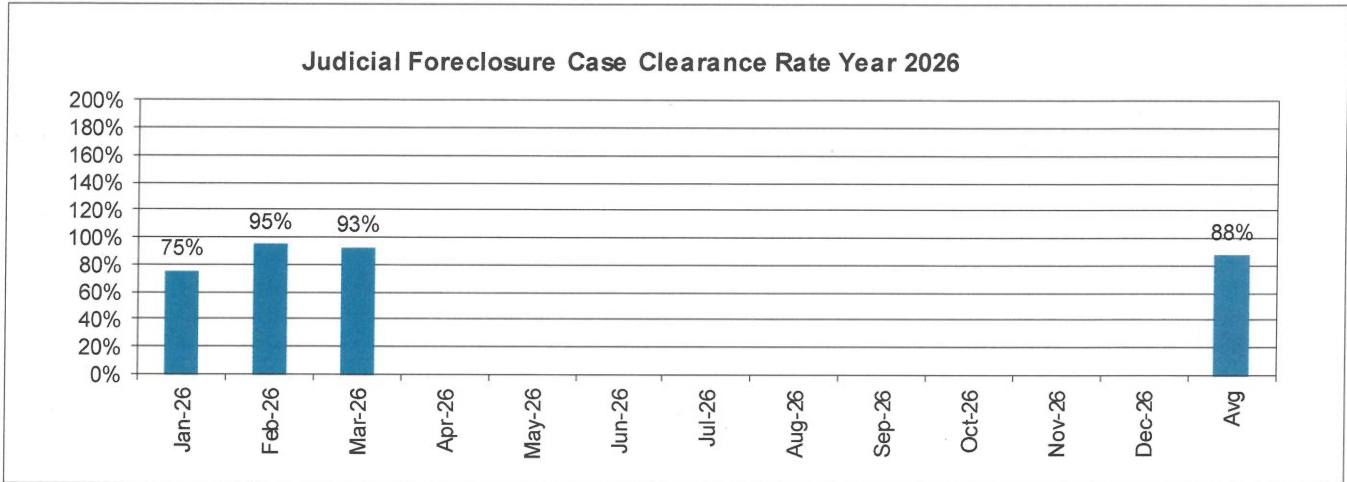


Year	As of:	4/14/2026	% of Total
2010		1	0.04%
2015		0	0.00%
2018		1	0.04%
2019		3	0.12%
2021		2	0.08%
2022		7	0.27%
2023		9	0.35%
2024		58	2.23%
2025		1235	47.57%
2026		1280	49.31%
Total		2596	100.00%

CUYAHOGA COUNTY COMMON PLEAS COURT

Judicial Foreclosure Clearance Rate Year 2026

The Clearance Rate is the number of outgoing cases as a percentage of the number of incoming cases. Clearance rate measures whether the court is keeping up with its incoming caseload. If cases are not disposed in a timely manner, a backlog of cases awaiting disposition will grow. A Clearance Rate of 100% indicates that at least as many cases as have been filed, reopened, or reactivated in a period have been disposed.


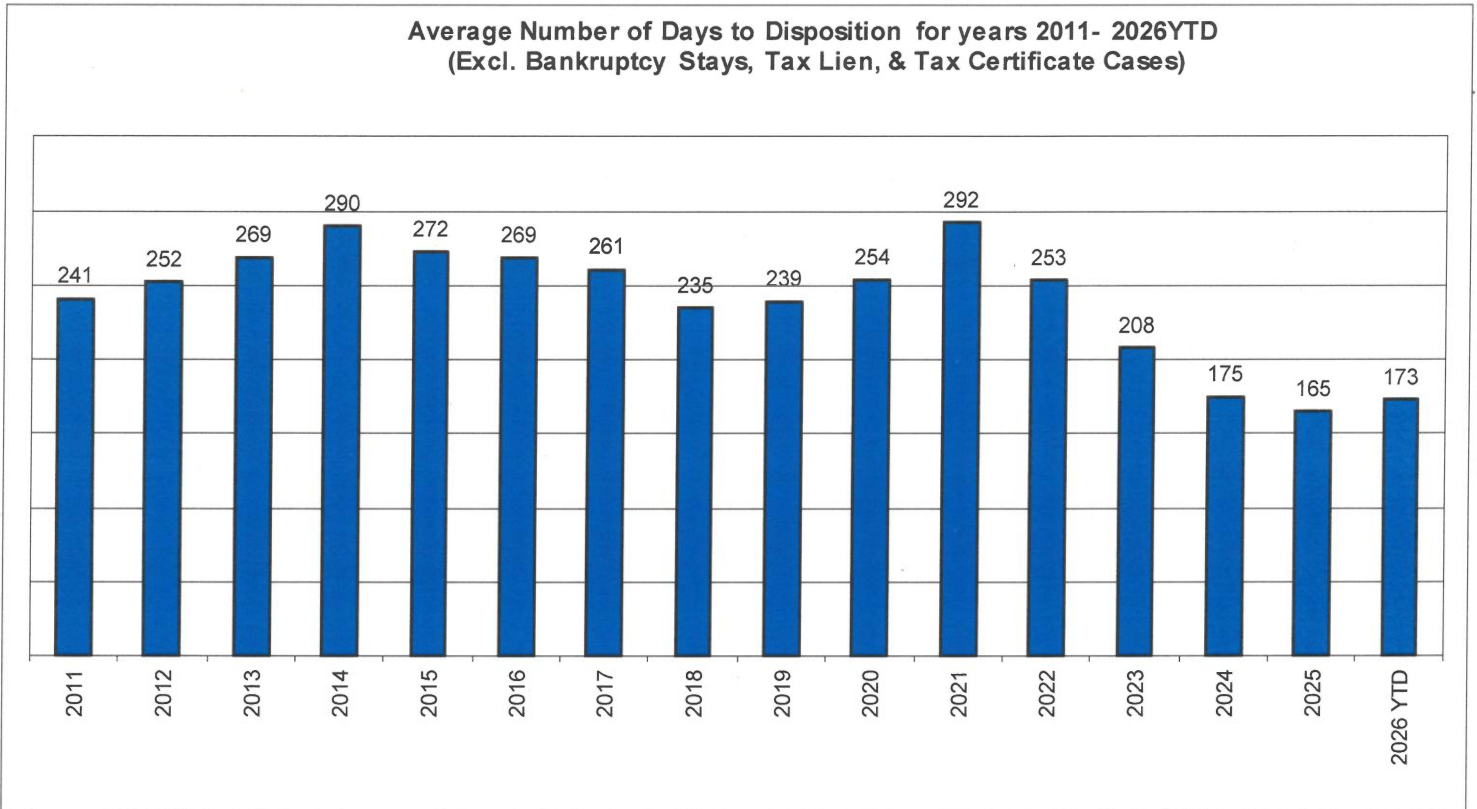


	Referrals & Reinstates	Dispositions	Clearance Rate
Jan-26	529	399	75%
Feb-26	464	440	95%
Mar-26	621	577	93%
Apr-26			
May-26			
Jun-26			
Jul-26			
Aug-26			
Sep-26			
Oct-26			
Nov-26			
Dec-26			
Avg	538	472	88%
Total	1614	1416	

CUYAHOGA COUNTY COMMON PLEAS COURT

Avg. Number of Days to Disp. (Excl. Bank. Stays & Tax Lien & Tax Cert.)

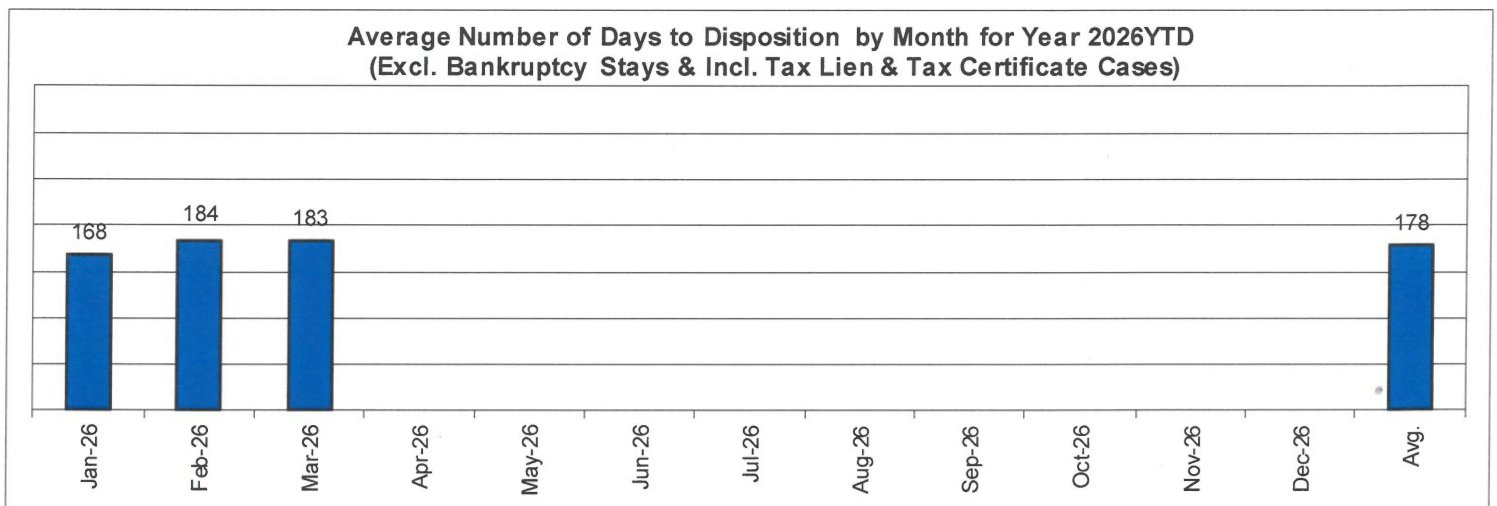
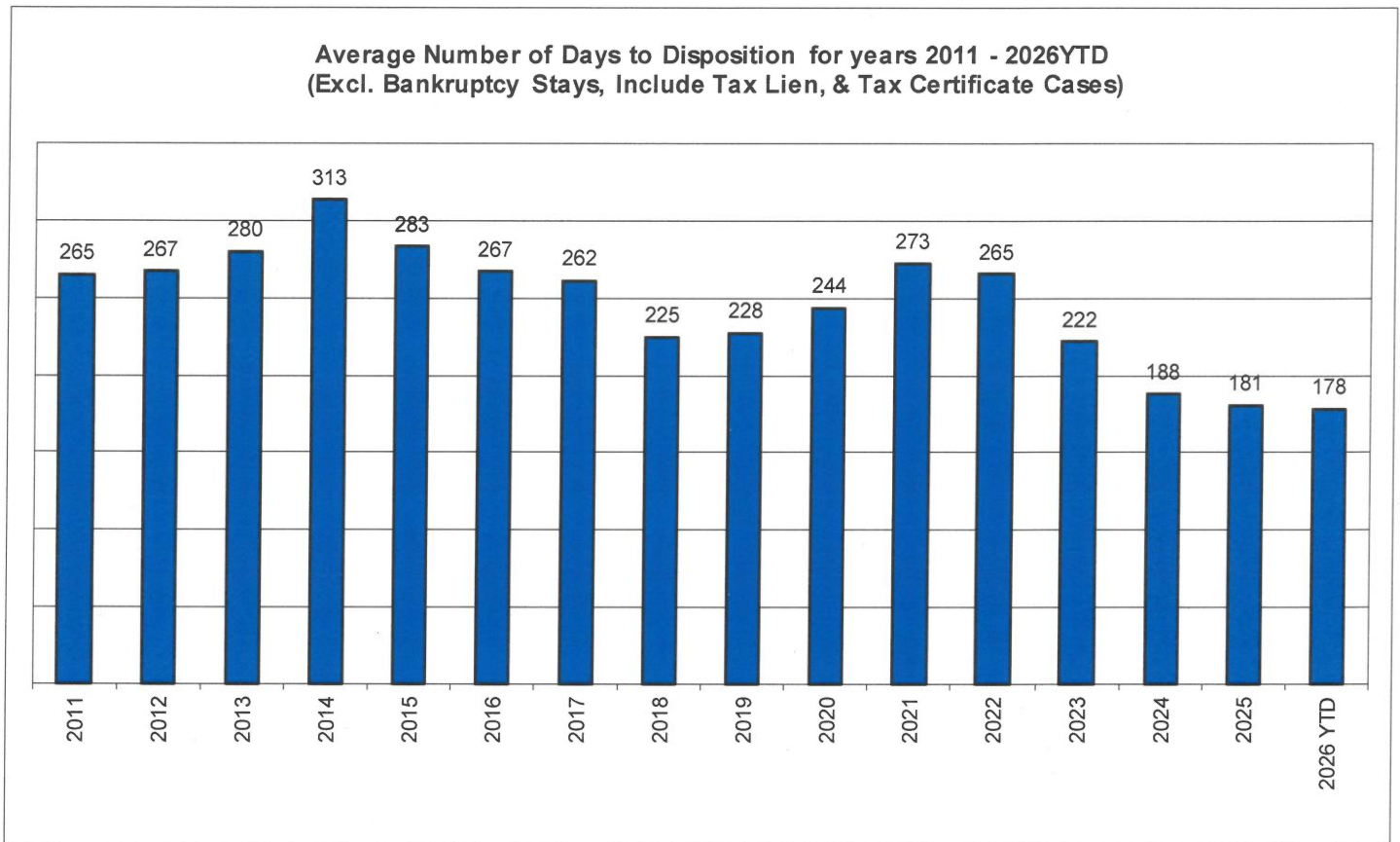
The average number of days to disposition is the number of days from filing to a final disposition entry being filed with the Clerk of Court. The data sample is based on all judicial foreclosure cases terminated by decree or dismissal (cases terminated by bankruptcy are not included) in a month. Each case is examined to determine the number of days between filing and termination with the periods that a case may have been in bankruptcy subtracted. Adding the total days of all of the cases minus bankruptcy periods and dividing by the total number of cases calculates the average. In the following chart, tax judicial foreclosure cases are excluded.



CUYAHOGA COUNTY COMMON PLEAS COURT

Avg. Number of Days to Disp. (Excl. Bank. Stays & Incl. Tax Lien & Tax Cert.)

The average number of days to disposition is the number of days from filing to a final disposition entry being filed with the Clerk of Court. The data sample is based on all Judicial Foreclosure cases terminated by decree or dismissal (cases terminated by bankruptcy are not included) in a month. Each case is examined to determine the number of days between filing and termination with the periods that a case may have been in bankruptcy subtracted. Adding the total days of all of the cases minus bankruptcy periods and dividing by the total number of cases calculates the average. In the following chart, all types of Judicial Foreclosure cases are included.

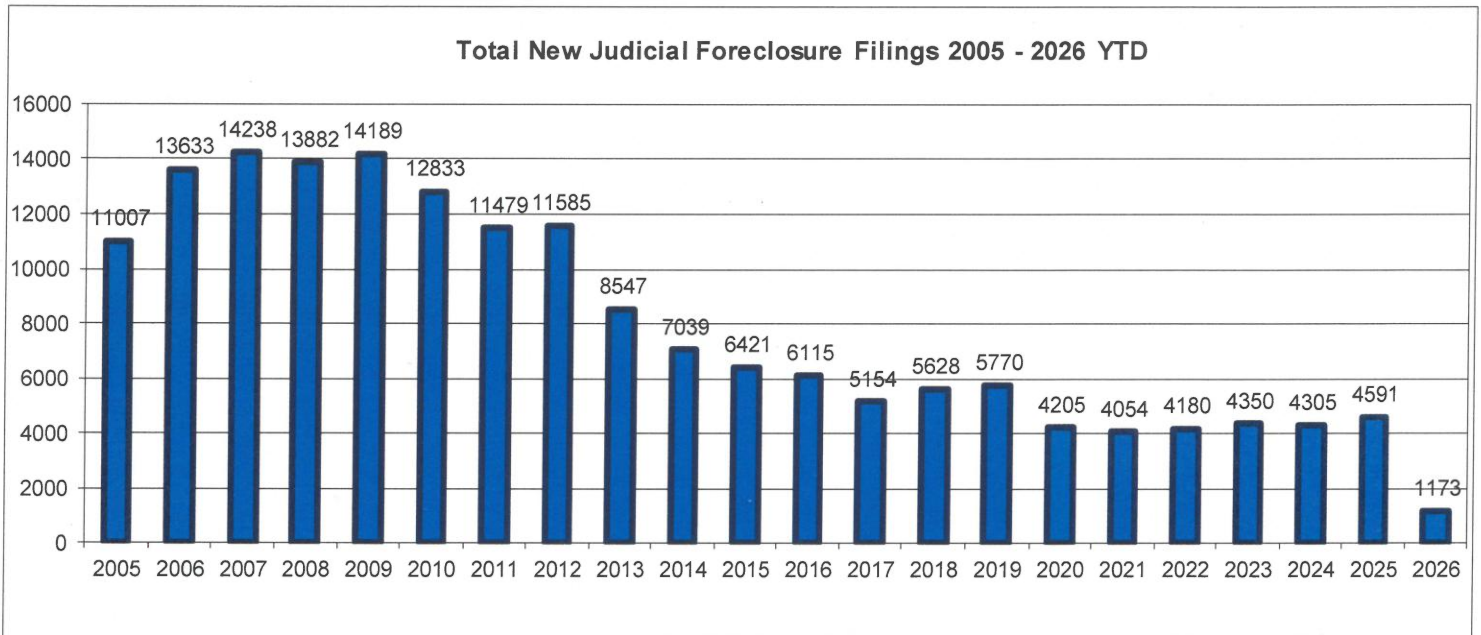


CUYAHOGA COUNTY COMMON PLEAS COURT

Total New Judicial Foreclosure Filings

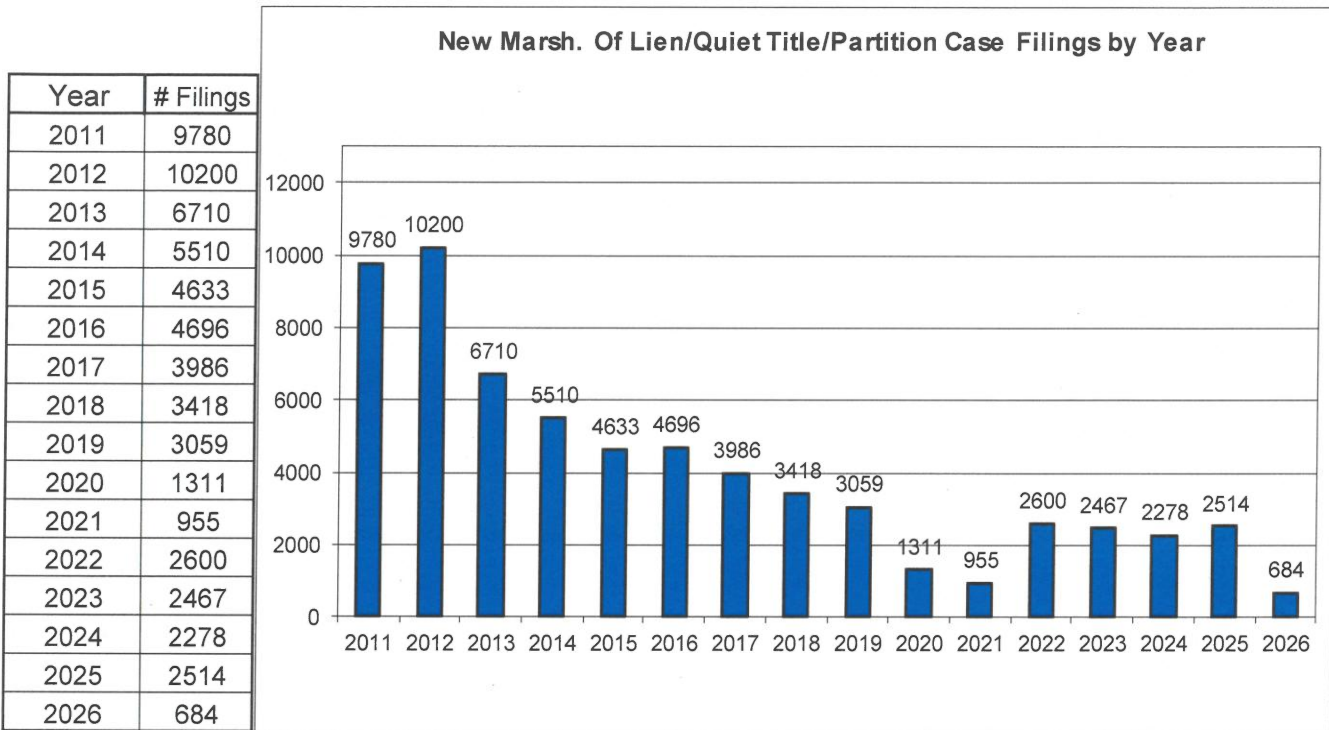
The following charts are provided as a historical view of new judicial foreclosure filings.

1. Total New Judicial Foreclosure Filings from 2005 – 2026 by year
2. Total New Marsh of Lien/Quiet Title/Partition Filings from 2011 – 2026 by month
3. Total New Tax Lien & Tax Certificate Filings for 2011 – 2026 by month
4. Total New Judicial Foreclosure Filings from 2011 – 2026 by month

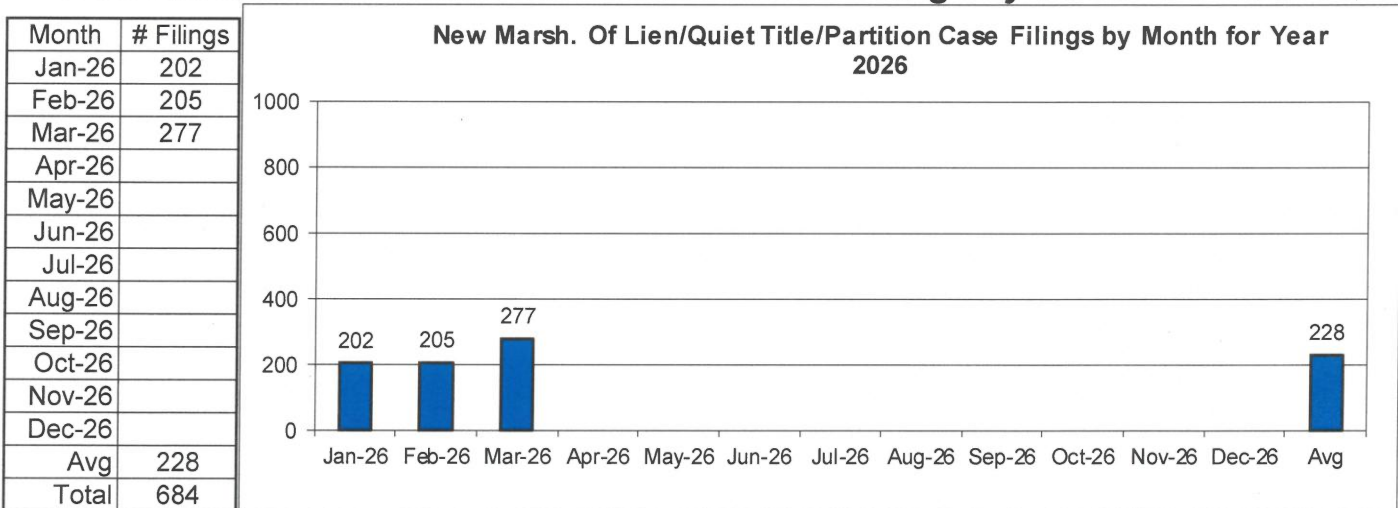


CUYAHOGA COUNTY COMMON PLEAS COURT

New Marsh of Lien/Quiet Title/Partition Case Filings for Years 2011 – 2026 YTD



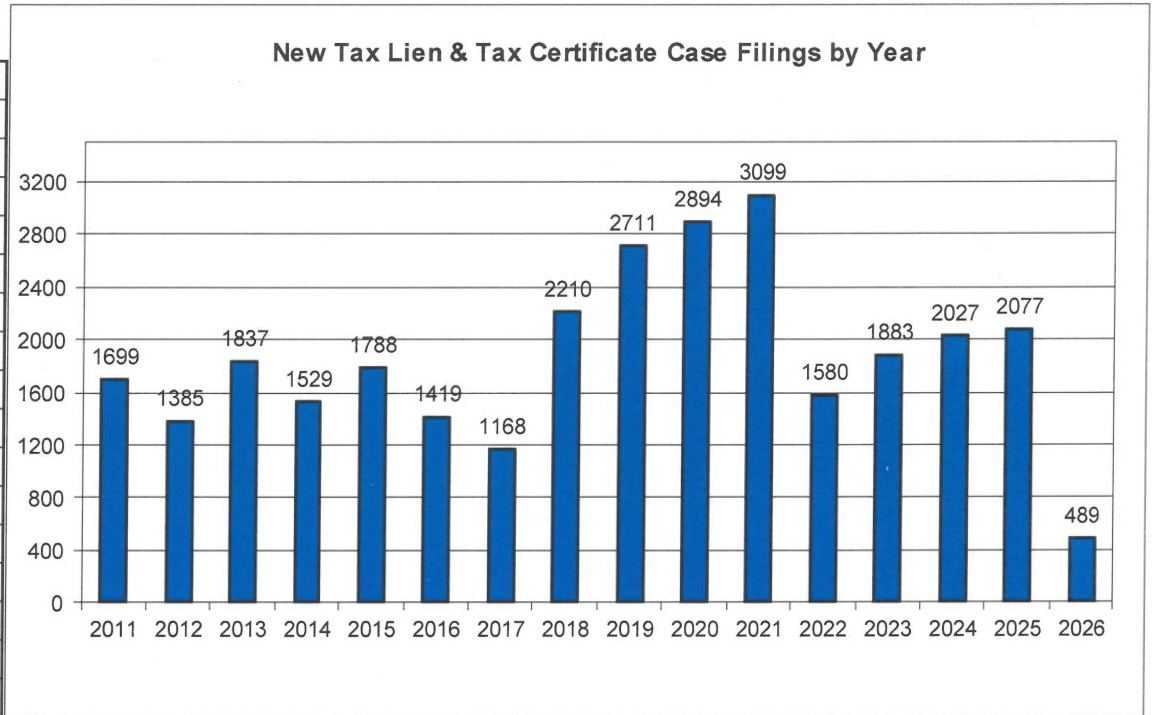
New Marsh of Lien/Quiet Title/Partition Case Filings by month for 2026 YTD



CUYAHOGA COUNTY COMMON PLEAS COURT


New Tax Lien & Certificate Filings for Years 2011 – 2026 YTD

Year	# Filings
2011	1699
2012	1385
2013	1837
2014	1529
2015	1788
2016	1419
2017	1168
2018	2210
2019	2711
2020	2894
2021	3099
2022	1580
2023	1883
2024	2027
2025	2077
2026	489



New Tax Lien & Certificate Filings by Month for Year 2026 YTD

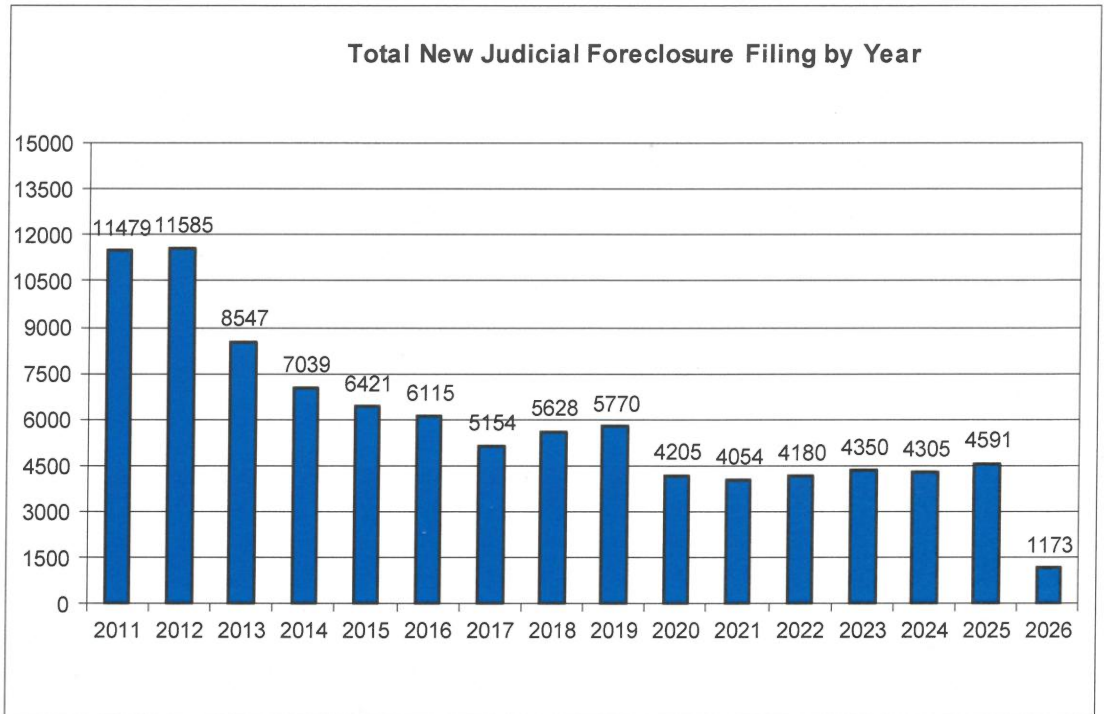
Month	# Filings
Jan-26	172
Feb-26	148
Mar-26	169
Apr-26	
May-26	
Jun-26	
Jul-26	
Aug-26	
Sep-26	
Oct-26	
Nov-26	
Dec-26	
Avg	163
Total	489



CUYAHOGA COUNTY COMMON PLEAS COURT

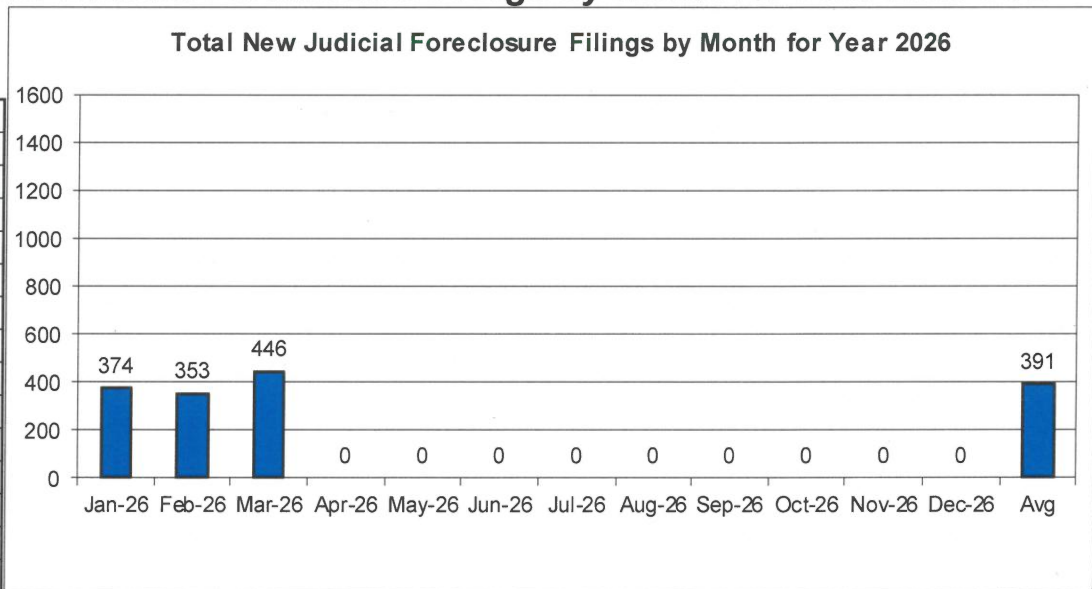
Total New Judicial Foreclosure Filings Years 2011 – 2026 YTD

Year	# Filings
2011	11479
2012	11585
2013	8547
2014	7039
2015	6421
2016	6115
2017	5154
2018	5628
2019	5770
2020	4205
2021	4054
2022	4180
2023	4350
2024	4305
2025	4591
2026YTD	1173



Total New Judicial Foreclosure Filings by Month for Year 2026 YTD

Month	# Filings
Jan-26	374
Feb-26	353
Mar-26	446
Apr-26	
May-26	
Jun-26	
Jul-26	
Aug-26	
Sep-26	
Oct-26	
Nov-26	
Dec-26	
Avg	391
Total	1173



Magistrate's Monthly Reports

The Magistrates' Monthly Report consists of 6 reports. Below is a description of each.

Magistrate's Monthly Supplemental Journal Entry Report (R415)

Retrieves total number of supplemental entries and Decrees of Confirmation of Sheriff's sale created during a specific period. A supplemental entry is any journal created by a magistrate, which does not close out a case. For example, any magistrate's order (MG) setting a hearing, any journal entry (JE) ruling on a motion, journals confirming Sheriff's sales, etc.).

Magistrate's Full Disposition Count by Magistrate Report (R413)

Retrieves total number of cases disposed of during a specific period. The dispositions are grouped by Magistrate and then broken down by the type of disposition (i. e. Default, Dismissed with Prejudice, Dismissed without Prejudice, etc.) This report can be printed three different ways. Including tax cases (Full Dispositions), excluding tax cases (Non-Tax Dispositions), and Tax cases only (Tax Dispositions).

Magistrate's Monthly Cases Referred/Reinstated Report (R418)

Retrieves newly filed cases referred to the Magistrates Dept. and cases previously disposed by the Magistrates Dept. that are reinstated and re-referred to the magistrates. The cases are separated by Tax (filing code 1465; Tax Judicial Foreclosure & 1466; Tax Certificate Judicial Foreclosure) and Non-Tax (1460; Judicial Foreclosure Marsh. Of Lien, 1480; Partition, 1470; Quiet Title, misc. (i. e. 1391; Contract Other, etc.).

Magistrate's Monthly Hearing Totals Report (R3146)

Retrieves total number of hearings held during one month. The hearings are grouped by Magistrate and then broken down by what type hearing was held (i. e. Default, Pretrial, etc.).

Magistrate's Monthly Case Load Report (R3147)

Retrieves individual caseload totals for individual magistrates during a specific period. The cases are grouped by magistrate and then broken down by case type (i. e. tax judicial foreclosure, tax certificate judicial foreclosure and non-tax judicial foreclosure).

Magistrate's New Referrals/Assignments (R429)

Retrieves All cases referred to the Magistrate's Department. The cases are grouped by Magistrate and broken down into categories of CSPO (Filing Code 1491 Stalking Civil Protection Orders), Tax (1465; Tax Judicial Foreclosure & 1466; Tax Certificate Judicial Foreclosure), Non Tax (1460; Judicial Foreclosure Marsh. Of Lien, 1480; Partition, 1470; Quiet Title, misc. (i.e. 1391; Contract Other, etc.)).

CUYAHOGA COUNTY COURT OF COMMON PLEAS

DATE: 04/14/2026
TIME: 8:45 AM

OFFICE OF THE MAGISTRATES
MAGISTRATE'S MONTHLY SUPPLEMENTALS BY CASE
REPORTING PERIOD: MARCH 2026

PAGE: 1
CMSR415D

SUPPLEMENTALS

A WHITMAN/ANJANETTE/C	0
AUGUSTYN/KEVIN/C	124
BUCHA/STEPHEN/M	305
DAY/CHRISTOPHER/	226
DYKE/JOHN/T	196
GOZELANCZYK/BRIAN/S	232
HEGYES/DEAN/K	267
JACKSON/AMY/R	249
JACKSON/JIM/L	163
KLEIN/MONICA/	9
LUCAS/PAUL/	177
LUNSFORD/GINA/	338
UNACCOUNTED FOR	0

TOTAL 2286

CONFIRMATIONS

TOTAL 2

CUYAHOGA COUNTY COURT OF COMMON PLEAS

OFFICE OF THE MAGISTRATES

Full Disposition Count by Magistrate

REPORTING PERIOD: FROM 03/01/2026 TO 03/31/2026

DATE: 04/14/2026

TIME: 8:46 AM

PAGE: 1

CMSR413

MagID	Dispose Type	Tax Cert.	Tax Treas.	Total
KCA				
	Bank	0	0	1
	Def	0	0	8
	Dism	0	2	11
	Ref. Vacate	0	0	0
	Court Trial	0	0	3
	Other	0	3	4
	<u>MAG'S TOTAL</u>	0	5	<u>27</u>
SMB				
	Bank	0	0	1
	Def	0	0	4
	Dism	0	1	13
	Ref. Vacate	0	0	0
	Court Trial	0	0	8
	Other	0	5	15
	<u>MAG'S TOTAL</u>	0	6	<u>41</u>
CD				
	Bank	0	0	2
	Def	0	0	10
	Dism	0	3	20
	Ref. Vacate	0	0	0
	Court Trial	0	0	3
	Other	0	23	32
	<u>MAG'S TOTAL</u>	0	26	<u>67</u>
JTD				
	Bank	0	1	2
	Def	0	0	13
	Dism	0	4	26
	Ref. Vacate	0	0	0
	Court Trial	0	0	0
	Other	0	14	19
	<u>MAG'S TOTAL</u>	0	19	<u>60</u>
BSG				
	Bank	0	0	2
	Def	0	0	10
	Dism	0	5	13
	Ref. Vacate	0	0	0
	Court Trial	0	0	0
	Other	0	20	28
	<u>MAG'S TOTAL</u>	0	25	<u>53</u>
DKH				
	Bank	0	0	1
	Def	0	0	8
	Dism	0	5	27
	Ref. Vacate	0	0	0
	Court Trial	0	0	10
	Other	0	16	23
	<u>MAG'S TOTAL</u>	0	21	<u>69</u>
ARJ				
	Bank	0	0	0
	Def	0	0	7
	Dism	0	8	19
	Ref. Vacate	0	0	0
	Court Trial	0	0	6
	Other	0	13	28
	<u>MAG'S TOTAL</u>	0	21	<u>60</u>
JLJ				
	Bank	0	0	0
	Def	0	0	10
	Dism	0	6	23

Decrees	370
Defaults	101
Other	226
Court Trial	43
Dismissals	194
Bankruptcy	13
Ref. Vacated	0
Grand Total	577

CUYAHOGA COUNTY COURT OF COMMON PLEAS

OFFICE OF THE MAGISTRATES

Full Disposition Count by Magistrate

REPORTING PERIOD: FROM 03/01/2026 TO 03/31/2026

DATE: 04/14/2026

TIME: 8:46 AM

PAGE: 2

CMSR413

MagID	Dispose Type	Tax Cert.	Tax Treas.	Total
	Ref. Vacate	0	0	0
	Court Trial	0	0	5
	Other	0	21	22
	<u>MAG'S TOTAL</u>	0	27	<u>60</u>
<hr/>				
MK				
	Bank	0	0	3
	Def	0	0	10
	Dism	0	1	8
	Ref. Vacate	0	0	0
	Court Trial	0	0	1
	Other	0	12	17
	<u>MAG'S TOTAL</u>	0	13	<u>39</u>
<hr/>				
PL				
	Bank	0	0	0
	Def	0	6	13
	Dism	0	2	17
	Ref. Vacate	0	0	0
	Court Trial	0	0	0
	Other	0	1	8
	<u>MAG'S TOTAL</u>	0	9	<u>38</u>
<hr/>				
GL				
	Bank	0	0	1
	Def	0	0	8
	Dism	0	3	17
	Ref. Vacate	0	0	0
	Court Trial	0	0	7
	Other	0	17	30
	<u>MAG'S TOTAL</u>	0	20	<u>63</u>

CUYAHOGA COUNTY COURT OF COMMON PLEAS

DATE: 04/14/2026
 TIME: 08:46 AM

OFFICE OF THE MAGISTRATES
 MAGISTRATE'S MONTHLY REF/REIN CASES
 FROM 03/01/2026 TO 03/31/2026

CMSR418

MAGISTRATE	NEW REFERRALS				REINSTATED			
	Tax Treas.	Tax Cert.	Non-Tax	Total	Tax Treas.	Tax Cert.	Non-Tax	Total
<u>AUGUSTYN/KEVIN/C</u>	9	0	11	20	0	0	1	1
<u>BUCHA/STEPHEN/M</u>	7	0	34	41	0	0	4	4
<u>DAY/CHRISTOPHER/</u>	11	0	42	53	0	0	3	3
<u>DYKE/JOHN/T</u>	17	0	37	54	0	0	0	0
<u>GOZELANCZYK/BRIAN/S</u>	19	0	43	62	2	0	6	8
<u>HEGYES/DEAN/K</u>	14	0	31	45	0	0	1	1
<u>JACKSON/AMY/R</u>	26	0	48	74	1	0	5	6
<u>JACKSON/JIM/L</u>	20	0	32	52	0	0	1	1
<u>KLEIN/MONICA/</u>	15	0	24	39	0	0	7	7
<u>LUCAS/PAUL/</u>	27	0	59	86	0	0	3	3
<u>LUNSFORD/GINA/</u>	20	0	37	57	0	0	4	4
<u>TOTAL</u>	185	0	398	583	3	0	35	38
<u>COMBINED TOTAL</u>	621							

CUYAHOGA COUNTY COURT OF COMMON PLEAS

OFFICE OF THE MAGISTRATES

MAG MONTHLY HEARING TOTALS

Reporting Period: March 2026

DATE: 04/14/2026

TIME: 08:47 AM

PAGE: 1

CMSR3146

Monthly Hearing Total 469

AUGUSTYN/KEVIN/C
 Default Hearings 0
 Tax Hearings 0
 Pretrials 24

TOTAL: 24

BUCHA/STEPHEN/M
 Default Hearings 0
 Tax Hearings 0
 Pretrials 47

TOTAL: 47

DAY/CHRISTOPHER/
 Default Hearings 0
 Tax Hearings 0
 Pretrials 46

TOTAL: 46

DYKE/JOHN/T
 Default Hearings 9
 Tax Hearings 7
 Pretrials 11

TOTAL: 27

GOZELANCZYK/BRIAN/S
 Default Hearings 0
 Tax Hearings 0
 Pretrials 43

TOTAL: 43

HEGYES/DEAN/K
 Default Hearings 0
 Tax Hearings 0
 Pretrials 55

TOTAL: 55

JACKSON/AMY/R
 Default Hearings 24
 Tax Hearings 24
 Pretrials 18

TOTAL: 66

JACKSON/JIM/L
 Default Hearings 11
 Tax Hearings 17
 Pretrials 21

TOTAL: 49

KLEIN/MONICA/
 Default Hearings 0
 Tax Hearings 0
 Pretrials 7

TOTAL: 7

LUCAS/PAUL/
 Default Hearings 0
 Tax Hearings 0
 Pretrials 40

CUYAHOGA COUNTY COURT OF COMMON PLEAS

OFFICE OF THE MAGISTRATES

MAG MONTHLY HEARING TOTALS

Reporting Period: March 2026

DATE: 04/14/2026
TIME: 08:47 AM

PAGE: 2
CMSR3146

TOTAL:	40
LUNSFORD/GINA/	
Default Hearings	0
Tax Hearings	0
Pretrials	65
<hr/>	
TOTAL:	65

CUYAHOGA COUNTY COURT OF COMMON PLEAS

DATE: 04/14/2026
 TIME: 8:47 AM

Office of the Magistrates
 Magistrate's Monthly Case Load
 MONTH: MARCH 2026

PAGE: 1
 CMSR3147

Magistrate Name	Non Tax Total	Tax Cert.	Tax Treas.	Total Tax	CSPO	Total Cases
AUGUSTYN	52	1	49	50	7	109
BUCHA	96	0	50	50	15	161
DYKE	93	0	99	99	6	198
DAY	128	0	79	79	9	216
LUNSFORD	126	0	97	97	9	232
JACKSON	138	1	98	99	16	253
HEGYES	140	0	103	103	14	257
KLEIN	175	0	90	90	0	265
GOZELANCZYK	149	1	103	104	24	277
JACKSON	161	0	112	112	13	286
LUCAS	199	0	149	149	20	368
Totals:	1457	3	1029	1032	133	2622

CUYAHOGA COUNTY COURT OF COMMON PLEAS

DATE: 04/14/2026
 TIME: 8:51 AM

OFFICE OF THE MAGISTRATES
 MAGISTRATE'S NEW REFERRALS / ASSIGNMENTS
 FROM 03/01/2026 TO 03/31/2026

CMSR429
 PAGE: 1

MAGISTRATE	NEW REFERRALS				Total
	CSPO	Tax Cert.	Tax Treas.	Non Tax	
<u>A WHITMAN/ANJANETTE/C</u>	0	0	0	0	0
<u>AUGUSTYN/KEVIN/C</u>	4	0	9	11	20
<u>BUCHA/STEPHEN/M</u>	15	0	7	34	41
<u>DAY/CHRISTOPHER/</u>	10	0	11	42	53
<u>DYKE/JOHN/T</u>	6	0	17	37	54
<u>GOZELANCZYK/BRIAN/S</u>	9	0	19	43	62
<u>HEGYES/DEAN/K</u>	5	0	14	31	45
<u>JACKSON/AMY/R</u>	7	0	20	38	58
<u>JACKSON/JIM/L</u>	8	0	20	32	52
<u>KLEIN/MONICA/</u>	0	0	15	24	39
<u>LUCAS/PAUL/</u>	14	0	19	45	64
<u>LUNSFORD/GINA/</u>	9	0	20	37	57
<u>Total</u>	87	0	171	374	545

Report CMSR1062 - Judicial Foreclosure Statistics by Judge

Report CMSR1062 provides a list of judicial foreclosure case activity for each Judge. The report identifies how many cases were pending at the beginning of the period. The new cases filed and cases that were transferred in or reactivated are added to the number pending at the beginning of the period. It then shows the type and number of terminations for the period. The total terminations are subtracted from the total pending which provides the pending at the end of the period.

CUYAHOGA COUNTY COURT OF COMMON PLEAS

DATE: 04/14/2026
TIME: 08:43 AM

Foreclosure Statistics by Judge
Reporting Period: March 2026

PAGE: 1
CMSR1062

Judge							
BELL, RICHARD A							
	Pending at Beg of Period		New Cases Filed	Cases Transferred In / Reactivated			Total
	71		14	1			86
Terminations							
	Bankruptcy	Default	RefVacated	Court Trial	Dismiss	Other	Total
	0	9	0	0	4	6	19
Total Pending at End of Period							67
CLANCY, MAUREEN							
	Pending at Beg of Period		New Cases Filed	Cases Transferred In / Reactivated			Total
	72		15	1			88
Terminations							
	Bankruptcy	Default	RefVacated	Court Trial	Dismiss	Other	Total
	0	3	0	0	4	2	9
Total Pending at End of Period							79
COLLIER-WILLIAMS, CASSANDRA							
	Pending at Beg of Period		New Cases Filed	Cases Transferred In / Reactivated			Total
	69		17	0			86
Terminations							
	Bankruptcy	Default	RefVacated	Court Trial	Dismiss	Other	Total
	0	1	0	0	2	11	14
Total Pending at End of Period							72
CORRIGAN, PETER J							
	Pending at Beg of Period		New Cases Filed	Cases Transferred In / Reactivated			Total
	45		8	3			56
Terminations							
	Bankruptcy	Default	RefVacated	Court Trial	Dismiss	Other	Total
	0	1	0	0	4	3	8
Total Pending at End of Period							48
FUERST, NANCY A							
	Pending at Beg of Period		New Cases Filed	Cases Transferred In / Reactivated			Total
	77		16	1			94
Terminations							
	Bankruptcy	Default	RefVacated	Court Trial	Dismiss	Other	Total
	0	0	0	0	9	5	14
Total Pending at End of Period							80
GALL, STEVEN E							
	Pending at Beg of Period		New Cases Filed	Cases Transferred In / Reactivated			Total
	71		12	1			84
Terminations							
	Bankruptcy	Default	RefVacated	Court Trial	Dismiss	Other	Total
	0	5	0	0	4	10	19
Total Pending at End of Period							65
GALLAGHER, HOLLIE L							
	Pending at Beg of Period		New Cases Filed	Cases Transferred In / Reactivated			Total
	62		12	2			76
Terminations							
	Bankruptcy	Default	RefVacated	Court Trial	Dismiss	Other	Total
	1	3	0	0	5	11	20
Total Pending at End of Period							56
GALLAGHER, KELLY ANN							

CUYAHOGA COUNTY COURT OF COMMON PLEAS

DATE: 04/14/2026
TIME: 08:43 AM

Foreclosure Statistics by Judge
Reporting Period: March 2026

PAGE: 2
CMSR1062

Judge							
	Pending at Beg of Period		New Cases Filed	Cases Transferred In / Reactivated			Total
	78		16	3			97
Terminations	Bankruptcy	Default	RefVacated	Court Trial	Dismiss	Other	Total
	1	3	0	0	3	7	14
	Total Pending at End of Period						83
GALLAGHER, SHANNON M							
	Pending at Beg of Period		New Cases Filed	Cases Transferred In / Reactivated			Total
	83		13	1			97
Terminations	Bankruptcy	Default	RefVacated	Court Trial	Dismiss	Other	Total
	1	2	0	0	7	11	21
	Total Pending at End of Period						76
HAGAN, EMILY							
	Pending at Beg of Period		New Cases Filed	Cases Transferred In / Reactivated			Total
	93		14	1			108
Terminations	Bankruptcy	Default	RefVacated	Court Trial	Dismiss	Other	Total
	3	4	0	0	4	8	19
	Total Pending at End of Period						89
KELLEY, KEVIN J							
	Pending at Beg of Period		New Cases Filed	Cases Transferred In / Reactivated			Total
	83		14	1			98
Terminations	Bankruptcy	Default	RefVacated	Court Trial	Dismiss	Other	Total
	0	1	0	0	8	14	23
	Total Pending at End of Period						75
KENNEDY, JOY							
	Pending at Beg of Period		New Cases Filed	Cases Transferred In / Reactivated			Total
	82		10	0			92
Terminations	Bankruptcy	Default	RefVacated	Court Trial	Dismiss	Other	Total
	1	3	0	0	3	8	15
	Total Pending at End of Period						77
KILBANE, ASHLEY							
	Pending at Beg of Period		New Cases Filed	Cases Transferred In / Reactivated			Total
	71		14	5			90
Terminations	Bankruptcy	Default	RefVacated	Court Trial	Dismiss	Other	Total
	0	6	0	0	3	8	17
	Total Pending at End of Period						73
KRIVOSH, KIRA							
	Pending at Beg of Period		New Cases Filed	Cases Transferred In / Reactivated			Total
	80		16	2			98
Terminations	Bankruptcy	Default	RefVacated	Court Trial	Dismiss	Other	Total
	0	2	0	0	3	8	13
	Total Pending at End of Period						85
MATIA, DAVID T							

CUYAHOGA COUNTY COURT OF COMMON PLEAS

DATE: 04/14/2026
TIME: 08:43 AM

Foreclosure Statistics by Judge
Reporting Period: March 2026

PAGE: 3
CMSR1062

Judge							
	Pending at Beg of Period		New Cases Filed		Cases Transferred In / Reactivated		Total
	72		13		2		87
Terminations							
	Bankruptcy	Default	RefVacated	Court Trial	Dismiss	Other	Total
	0	2	0	0	1	5	8
	Total Pending at End of Period						79
MAZZONE, CARL J							
	Pending at Beg of Period		New Cases Filed		Cases Transferred In / Reactivated		Total
	69		15		2		86
Terminations							
	Bankruptcy	Default	RefVacated	Court Trial	Dismiss	Other	Total
	0	7	0	0	2	10	19
	Total Pending at End of Period						67
MCCORMICK, TIMOTHY							
	Pending at Beg of Period		New Cases Filed		Cases Transferred In / Reactivated		Total
	62		20		0		82
Terminations							
	Bankruptcy	Default	RefVacated	Court Trial	Dismiss	Other	Total
	1	3	0	0	4	5	13
	Total Pending at End of Period						69
MIDAY, SHERRIE							
	Pending at Beg of Period		New Cases Filed		Cases Transferred In / Reactivated		Total
	68		13		0		81
Terminations							
	Bankruptcy	Default	RefVacated	Court Trial	Dismiss	Other	Total
	0	1	0	0	5	8	14
	Total Pending at End of Period						67
MOONEY, BRIAN							
	Pending at Beg of Period		New Cases Filed		Cases Transferred In / Reactivated		Total
	97		17		3		117
Terminations							
	Bankruptcy	Default	RefVacated	Court Trial	Dismiss	Other	Total
	0	4	0	0	5	3	12
	Total Pending at End of Period						105
MOORE, LAUREN C							
	Pending at Beg of Period		New Cases Filed		Cases Transferred In / Reactivated		Total
	93		11		1		105
Terminations							
	Bankruptcy	Default	RefVacated	Court Trial	Dismiss	Other	Total
	0	4	0	0	8	5	17
	Total Pending at End of Period						88
MURPHY, MOLLIE ANN							
	Pending at Beg of Period		New Cases Filed		Cases Transferred In / Reactivated		Total
	71		16		1		88
Terminations							
	Bankruptcy	Default	RefVacated	Court Trial	Dismiss	Other	Total
	1	0	0	0	5	3	9
	Total Pending at End of Period						79
NICHOLSON, ANTONIO S							

CUYAHOGA COUNTY COURT OF COMMON PLEAS

DATE: 04/14/2026
TIME: 08:43 AM

Foreclosure Statistics by Judge
Reporting Period: March 2026

PAGE: 4
CMSR1062

Judge							
	Pending at Beg of Period		New Cases Filed	Cases Transferred In / Reactivated			Total
	84		10	5			99
Terminations	Bankruptcy	Default	RefVacated	Court Trial	Dismiss	Other	Total
	0	2	0	0	7	7	16
	Total Pending at End of Period						83
O'DONNELL, JENNIFER							
	Pending at Beg of Period		New Cases Filed	Cases Transferred In / Reactivated			Total
	63		15	0			78
Terminations	Bankruptcy	Default	RefVacated	Court Trial	Dismiss	Other	Total
	0	3	0	0	6	5	14
	Total Pending at End of Period						64
O'DONNELL, JOHN P							
	Pending at Beg of Period		New Cases Filed	Cases Transferred In / Reactivated			Total
	62		10	1			73
Terminations	Bankruptcy	Default	RefVacated	Court Trial	Dismiss	Other	Total
	0	4	0	0	0	16	20
	Total Pending at End of Period						53
RUSSO, JOHN J							
	Pending at Beg of Period		New Cases Filed	Cases Transferred In / Reactivated			Total
	54		7	4			65
Terminations	Bankruptcy	Default	RefVacated	Court Trial	Dismiss	Other	Total
	0	2	0	0	3	5	10
	Total Pending at End of Period						55
RUSSO, NANCY MARGARET							
	Pending at Beg of Period		New Cases Filed	Cases Transferred In / Reactivated			Total
	63		19	2			84
Terminations	Bankruptcy	Default	RefVacated	Court Trial	Dismiss	Other	Total
	2	3	0	0	7	8	20
	Total Pending at End of Period						64
SAFFOLD, JEFFREY P							
	Pending at Beg of Period		New Cases Filed	Cases Transferred In / Reactivated			Total
	73		12	2			87
Terminations	Bankruptcy	Default	RefVacated	Court Trial	Dismiss	Other	Total
	1	0	0	0	5	3	9
	Total Pending at End of Period						78
SANTOLI, ANDREW J.							
	Pending at Beg of Period		New Cases Filed	Cases Transferred In / Reactivated			Total
	103		10	1			114
Terminations	Bankruptcy	Default	RefVacated	Court Trial	Dismiss	Other	Total
	0	6	0	0	7	4	17
	Total Pending at End of Period						97
SHAUGHNESSY, MICHAEL P							

CUYAHOGA COUNTY COURT OF COMMON PLEAS

DATE: 04/14/2026
TIME: 08:43 AM

Foreclosure Statistics by Judge
Reporting Period: March 2026

PAGE: 5
CMSR1062

Judge							
	Pending at Beg of Period		New Cases Filed		Cases Transferred In / Reactivated		Total
	44		0		1		45
Terminations	Bankruptcy	Default	RefVacated	Court Trial	Dismiss	Other	Total
	0	5	0	0	5	2	12
	Total Pending at End of Period						33
SHEEHAN, BRENDAN J							
	Pending at Beg of Period		New Cases Filed		Cases Transferred In / Reactivated		Total
	51		10		0		61
Terminations	Bankruptcy	Default	RefVacated	Court Trial	Dismiss	Other	Total
	0	2	0	0	1	2	5
	Total Pending at End of Period						56
SPELLACY, JOHN J							
	Pending at Beg of Period		New Cases Filed		Cases Transferred In / Reactivated		Total
	59		12		0		71
Terminations	Bankruptcy	Default	RefVacated	Court Trial	Dismiss	Other	Total
	1	0	0	0	6	10	17
	Total Pending at End of Period						54
SYNENBERG, JOAN							
	Pending at Beg of Period		New Cases Filed		Cases Transferred In / Reactivated		Total
	78		14		4		96
Terminations	Bankruptcy	Default	RefVacated	Court Trial	Dismiss	Other	Total
	0	4	0	0	2	13	19
	Total Pending at End of Period						77
TURNER, DEBORAH M							
	Pending at Beg of Period		New Cases Filed		Cases Transferred In / Reactivated		Total
	86		17		5		108
Terminations	Bankruptcy	Default	RefVacated	Court Trial	Dismiss	Other	Total
	0	4	0	0	5	8	17
	Total Pending at End of Period						91
VODREY, WILLIAM F. B.							
	Pending at Beg of Period		New Cases Filed		Cases Transferred In / Reactivated		Total
	104		14		1		119
Terminations	Bankruptcy	Default	RefVacated	Court Trial	Dismiss	Other	Total
	0	0	0	0	2	2	4
	Total Pending at End of Period						115

Monthly Summary

MONTHLY SUMMARY

March 2026

NAME	PEND	ASSIGNED			TRIALS						DISP	PENDING				+ -
		CV	CR	TOT	JURY			COURT				CV	FR	CR	TOT	
Richard A. Bell	346	70	25	95	0	0	0	0	0	0	103	204	63	71	338	+ 8
Maureen Clancy	365	68	25	93	0	3	3	0	0	0	84	212	75	87	374	- 9
Cassandra Collier-Willia	499	66	37	103	0	0	0	0	0	0	76	316	66	144	526	- 27
Peter J. Corrigan	547	69	33	102	0	0	0	0	0	0	91	316	46	196	558	- 11
Nancy A. Fuerst	471	66	30	96	0	0	0	0	2	2	123	260	79	105	444	+ 27
Steven E. Gall	477	66	54	120	0	1	1	0	0	0	103	303	64	127	494	- 17
Hollie L. Gallagher	421	68	25	93	0	0	0	0	0	0	100	281	55	78	414	+ 7
Kelly A. Gallagher	422	66	38	104	0	0	0	0	0	0	84	271	80	91	442	- 20
Shannon M. Gallagher	421	65	32	97	0	0	0	0	1	1	96	245	75	102	422	- 1
Emily Hagan	477	73	46	119	0	0	0	1	0	1	122	254	86	134	474	+ 3
Kevin J. Kelley	453	69	40	109	0	0	0	0	1	1	95	258	73	136	467	- 14
Joy Kennedy	431	64	30	94	1	2	3	0	0	0	116	235	74	100	409	+ 22
Ashley Kilbane	425	70	37	107	0	0	0	0	0	0	90	252	70	120	442	- 17
Kira Krivosh	500	70	37	107	0	1	1	1	0	1	99	269	84	155	508	- 8
David T. Matia	459	70	35	105	0	0	0	0	0	0	86	283	76	119	478	- 19
Carl J. Mazzone	440	69	28	97	0	0	0	0	0	0	105	281	65	86	432	+ 8
Timothy McCormick	434	65	42	107	0	0	0	0	0	0	118	262	67	94	423	+ 11
Sherrie Miday	472	68	29	97	0	0	0	0	2	2	92	305	64	108	477	- 5
Brian Mooney	493	69	32	101	0	1	1	0	1	1	92	264	103	135	502	- 9
Lauren C. Moore	638	66	27	93	0	1	1	0	2	2	152	299	85	195	579	+ 59
Mollie Ann Murphy	508	68	44	112	0	0	0	0	0	0	82	339	74	125	538	- 30
Antonio S. Nicholson	685	71	27	98	0	0	0	0	2	2	116	425	80	162	667	+ 18
Jennifer O'Donnell	474	64	33	97	0	1	1	0	1	1	97	254	64	156	474	0
John P. O'Donnell	459	65	29	94	0	1	1	0	0	0	95	288	52	118	458	+ 1
John J. Russo	394	69	33	102	0	0	0	0	0	0	99	249	53	95	397	- 3
Nancy Margaret Russo	255	73	36	109	0	0	0	0	1	1	117	116	63	68	247	+ 8
Jeffrey P. Saffold	376	68	23	91	0	0	0	0	0	0	53	245	77	92	414	- 38
Andrew J. Santoli	500	68	42	110	0	0	0	0	0	0	106	305	93	106	504	- 4
Michael P. Shaughnessy	330	4	24	28	0	2	2	0	0	0	103	162	33	60	255	+ 75
Brendan J. Sheehan	227	65	25	90	0	0	0	0	0	0	49	161	54	53	268	- 41
John J. Spellacy	452	67	42	109	0	0	0	0	0	0	96	294	53	118	465	- 13
Joan Synenberg	405	75	29	104	0	0	0	0	0	0	111	246	74	78	398	+ 7
Deborah M. Turner	486	71	38	109	0	0	0	0	0	0	83	282	90	140	512	- 26
William F.B. Vodrey	493	67	42	109	0	2	2	0	0	0	101	220	114	167	501	- 8
TOTALS	15235	2252	1149	3401	1	15	16	2	13	15	3335	8956	2424	3921	15301	- 66

Year to Date Summary

SUMMARY FOR THE COURT

January - March 2026

NAME	PEND	ASSIGNED			TRIALS						DISP	PENDING				+ -
		CV	CR	TOT	JURY			COURT				CV	FR	CR	TOT	
Richard A. Bell	356	182	69	251	0	1	1	0	0	0	269	204	63	71	338	+ 18
Maureen Clancy	373	195	81	276	0	4	4	0	0	0	275	212	75	87	374	- 1
Cassandra Collier-Willia	496	181	84	265	1	0	1	0	0	0	235	316	66	144	526	- 30
Peter J. Corrigan	558	189	98	287	0	3	3	0	0	0	287	316	46	196	558	0
Nancy A. Fuerst	455	190	88	278	3	2	5	1	2	3	289	260	79	105	444	+ 11
Steven E. Gall	500	185	105	290	0	2	2	0	0	0	296	303	64	127	494	+ 6
Hollie L. Gallagher	420	190	74	264	0	1	1	0	1	1	270	281	55	78	414	+ 6
Kelly A. Gallagher	474	183	85	268	0	0	0	0	1	1	300	271	80	91	442	+ 32
Shannon M. Gallagher	426	182	93	275	0	0	0	0	1	1	279	245	75	102	422	+ 4
Emily Hagan	487	183	108	291	0	3	3	1	0	1	304	254	86	134	474	+ 13
Kevin J. Kelley	458	182	91	273	0	1	1	0	2	2	264	258	73	136	467	- 9
Joy Kennedy	464	177	75	252	2	3	5	1	0	1	307	235	74	100	409	+ 55
Ashley Kilbane	413	199	82	281	0	1	1	1	0	1	252	252	70	120	442	- 29
Kira Krivosh	506	188	93	281	0	2	2	1	0	1	279	269	84	155	508	- 2
David T. Matia	439	180	89	269	0	1	1	0	0	0	230	283	76	119	478	- 39
Carl J. Mazzone	458	188	82	270	0	1	1	0	0	0	296	281	65	86	432	+ 26
Timothy McCormick	430	183	102	285	0	1	1	0	0	0	292	262	67	94	423	+ 7
Sherrie Miday	449	185	89	274	0	1	1	0	3	3	246	305	64	108	477	- 28
Brian Mooney	497	185	83	268	0	1	1	0	2	2	263	264	103	135	502	- 5
Lauren C. Moore	632	181	82	263	0	1	1	0	2	2	316	299	85	195	579	+ 53
Mollie Ann Murphy	543	181	107	288	1	4	5	0	2	2	293	339	74	125	538	+ 5
Antonio S. Nicholson	672	187	81	268	0	0	0	0	3	3	273	425	80	162	667	+ 5
Jennifer O'Donnell	501	185	94	279	0	1	1	0	2	2	306	254	64	156	474	+ 27
John P. O'Donnell	455	189	83	272	0	1	1	2	0	2	269	288	52	118	458	- 3
John J. Russo	398	184	92	276	0	3	3	0	0	0	277	249	53	95	397	+ 1
Nancy Margaret Russo	263	201	88	289	0	0	0	0	1	1	305	116	63	68	247	+ 16
Jeffrey P. Saffold	375	190	81	271	0	1	1	0	1	1	232	245	77	92	414	- 39
Andrew J. Santoli	482	187	94	281	0	1	1	0	0	0	259	305	93	106	504	- 22
Michael P. Shaughnessy	426	41	52	93	0	3	3	0	3	3	264	162	33	60	255	+ 171
Brendan J. Sheehan	165	162	69	231	0	0	0	0	16	16	128	161	54	53	268	- 103
John J. Spellacy	438	182	103	285	1	2	3	1	0	1	258	294	53	118	465	- 27
Joan Synenberg	404	192	82	274	0	1	1	0	0	0	280	246	74	78	398	+ 6
Deborah M. Turner	484	181	86	267	1	1	2	0	0	0	239	282	90	140	512	- 28
William F.B. Vodrey	458	182	113	295	0	4	4	1	0	1	252	220	114	167	501	- 43
TOTALS	15355	6152	2978	9130	9	51	60	9	42	51	9184	8956	2424	3921	15301	+ 54

Corrections/Adjustments