



CUYAHOGA COUNTY COMMON PLEAS COURT

***Statistics Report
February 2026***

***Michael P. Shaughnessy
Administrative and Presiding Judge***

TABLE OF CONTENTS

Criminal Statistics

Newly Filed, Re-Activated and Transferred in Cases _____	4
Yearly Criminal Terminations _____	5
Pending Criminal Cases End of Period _____	6
Clearance Rate _____	7
Arrest to Disposition Timeline _____	8
Average Arrest to Disposition Timeline (Jail Cases) _____	9
Average Arrest to Disposition Timeline (Non-Jail Cases) _____	10
Average Arrest to Disposition Timeline (Jail and Non-Jail Cases) _____	11
Yearly Average Arrest to Disposition Timeline _____	12
Indictments and Informations Filed With the Clerk of Courts _____	13
Bail Case Arraignment Activity _____	14
Overall Arraignment Statistics _____	15

Foreclosure Statistics

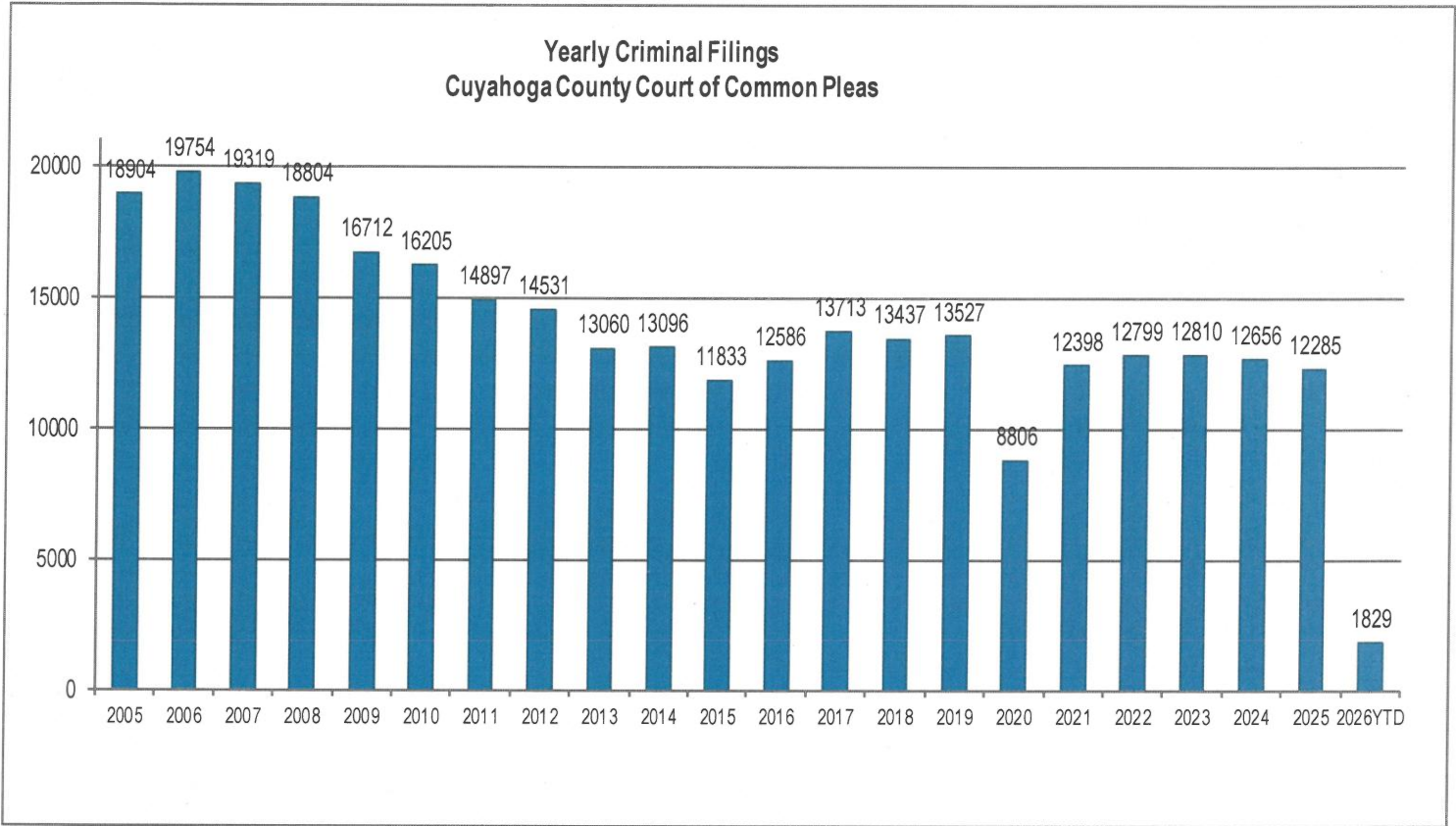
Total Pending Judicial Foreclosure Cases Referred to Magistrates _____	17
Total Pending Tax Lien & Certificate Cases Referred to Magistrates _____	18
Percentage of Pending Judicial Foreclosure Cases By Filing Year _____	19
Judicial Foreclosure Clearance Rate Year 2026 _____	20
Avg. Number of Days to Disp. (Excl. Bank. Stays & Tax Lien & Tax Cert.) _____	21
Avg. Number of Days to Disp. (Excl. Bank. Stays & Incl. Tax Lien & Tax Cert.) _____	22
Total New Judicial Foreclosure Filings _____	23
New Marsh of Lien/Quiet Title/Partition Case Filings for Years 2011 – 2026 YTD _____	23
New Marsh of Lien/Quiet Title/Partition Case Filings by month for 2026 YTD _____	24
New Tax Lien & Certificate Filings for Years 2011 – 2026 YTD _____	25
New Tax Lien & Certificate Filings by Month for Year 2026 YTD _____	25
Total New Judicial Foreclosure Filings Years 2011 – 2026 YTD _____	26
Total New Judicial Foreclosure Filings by Month for Year 2026 YTD _____	26
Magistrate's Monthly Reports _____	27
Report CMSR1062 - Judicial Foreclosure Statistics by Judge _____	35
Monthly Summary _____	41
Year to Date Summary _____	43
Corrections/Adjustments _____	45

Criminal Case Statistics

CUYAHOGA COUNTY COMMON PLEAS COURT

Newly Filed, Re-Activated and Transferred in Cases

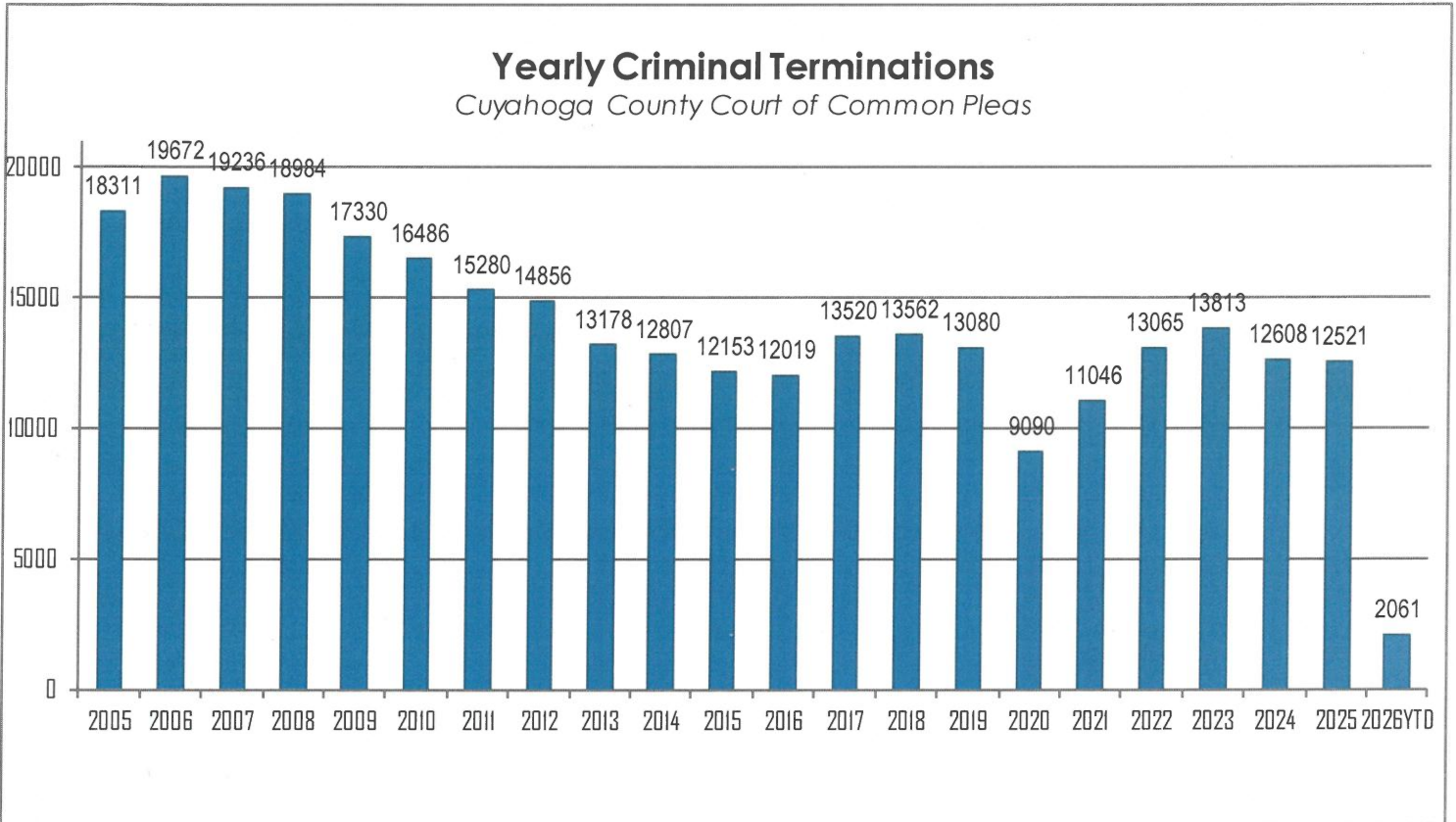
The following chart is a representation of all filed cases in Cuyahoga County Court of Common Pleas from 2005 – February 2026. Newly filed cases are defined as having been arraigned and assigned to a Judge. Re-activated cases are defined as cases where a defendant was unavailable for trial and has now become ready to proceed. Transferred cases are defined as cases moved from one judge's docket to another. This could be due to re-assignment to a Mental Health Judge or after additional information indicates that by Court rule, the case should have been assigned to another Judge.



CUYAHOGA COUNTY COMMON PLEAS COURT

Yearly Criminal Terminations

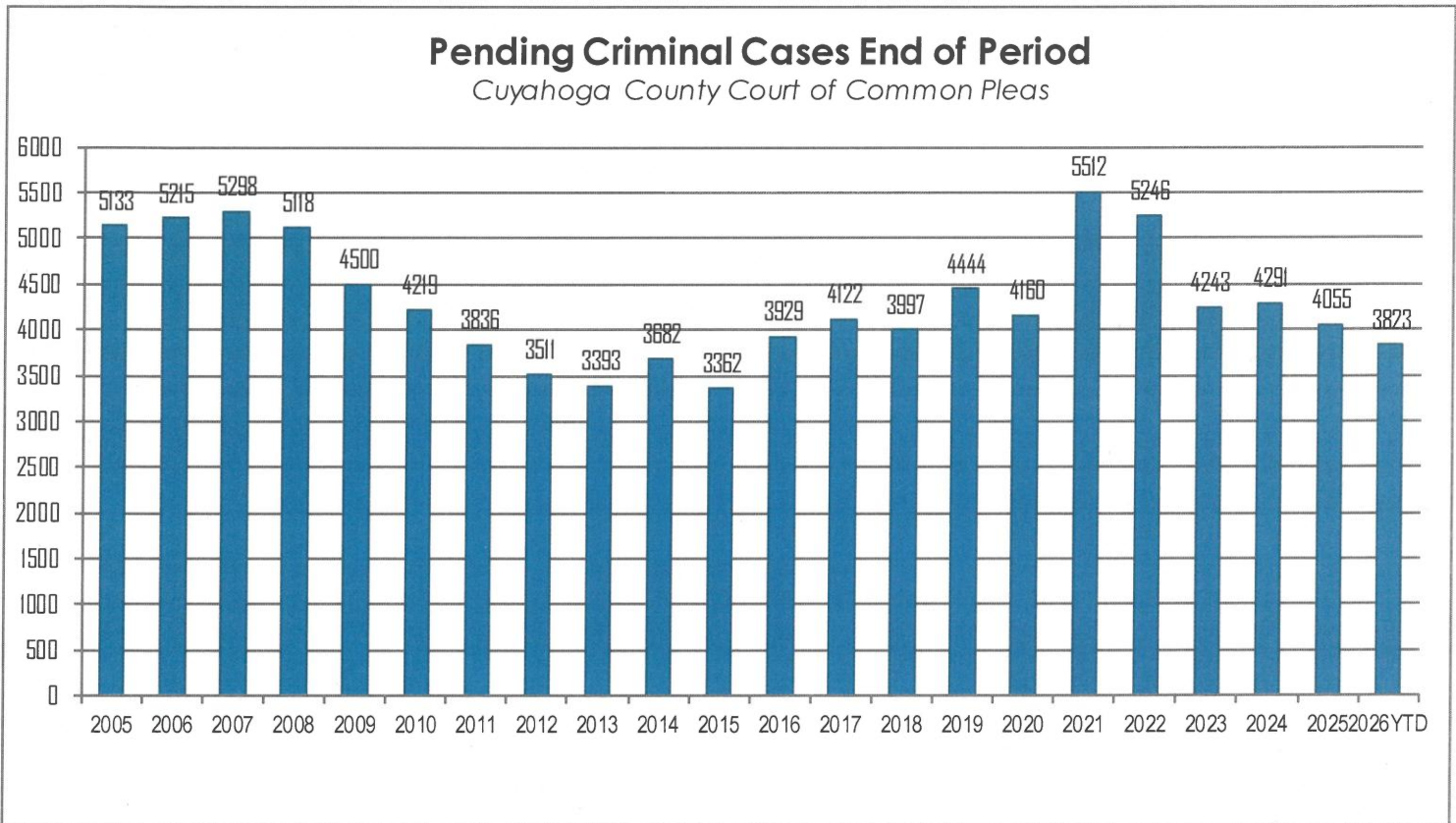
The following chart represents cases that have been terminated by the court from 2005 – February 2026. These cases have been terminated either by trial; plea, dismissal or a defendant is unavailable for trial or sentencing.



CUYAHOGA COUNTY COMMON PLEAS COURT

Pending Criminal Cases End of Period

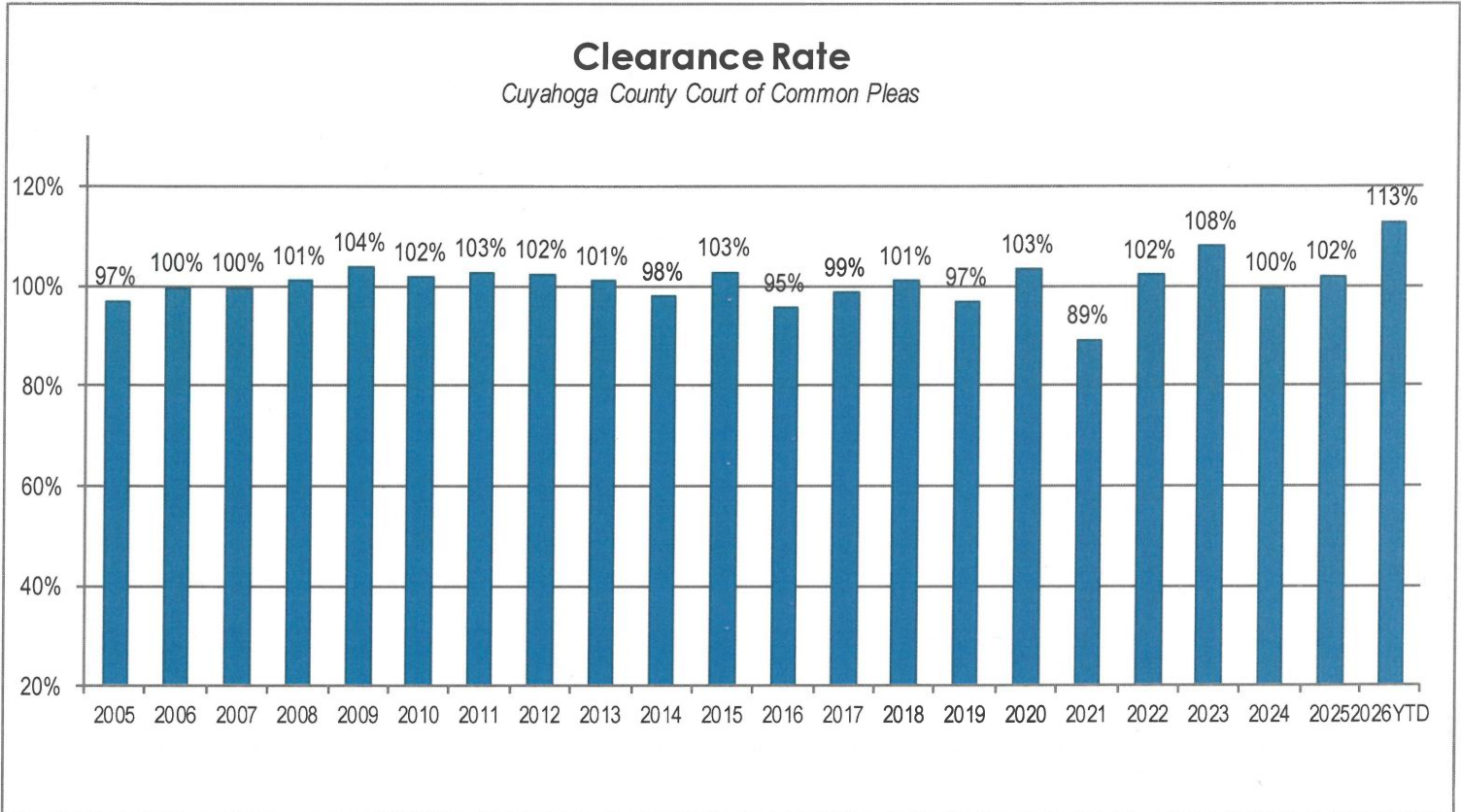
The following chart represents the total number of cases pending at the end of the reporting period from 2005 – February 2026. Pending criminal cases at the end of the period is determined by adding the total number of pending cases at the beginning of the reporting period, and all newly filed, re-activated and transferred in cases. The total number of cases terminated in the period is subtracted from the sum total pending at the beginning of the period to give the value pending at the end of the period.



CUYAHOGA COUNTY COMMON PLEAS COURT

Clearance Rate

The Clearance Rate is the total number of outgoing cases as a percentage of the number of incoming cases. Clearance rate measures whether the court is keeping up with its incoming caseload. If cases are not disposed in a timely manner, a backlog of cases awaiting disposition will grow. A Clearance Rate of 100% indicates that at least as many cases have been filed, reopened, or reactivated in a period have been disposed.



Arrest to Disposition Timeline

Arrest to disposition timeline is a method to measure how felony cases flow through the Cuyahoga County Criminal Justice System. By capturing how long a case takes to move from stage to stage, we can examine where problems may exist and where potential improvements in case processing can be made.

The source data was extracted from the Cuyahoga County Court of Common Pleas Case Management System. The overall population of sample data was based on cases terminated in a given month excluding cases that have gone through diversion programs. A case is defined as a defendant and all charges involved in a single incident. The period for the extracted data is from February 2026.

The stages examined were:

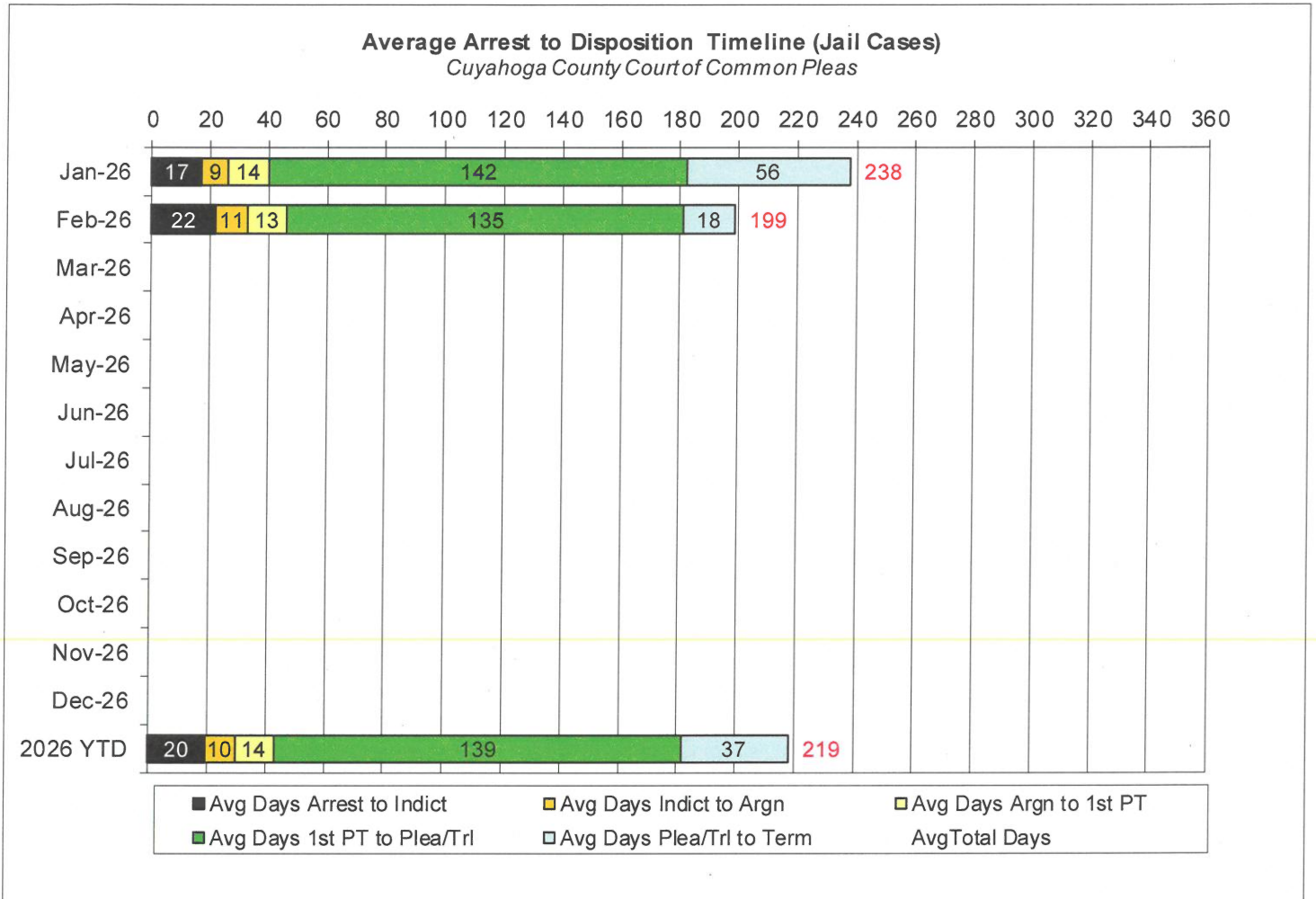
- Arrest to Indictment
- Indictment to Arraignment
- Arraignment to 1st Pre-Trial
- 1st Pre-Trial to Plea/Trial
- Plea/Trial to Termination

Due to the fact that each case may or may not have all of the stage date elements, a method to arrive at stage averages was applied. For a case to be included in the average for a stage there would need to be both dates for the given stage. A case would be included in the Arrest to Indictment stage if both arrest date and indictment date were available. This method was applied to each of the five stages. Next we calculated the total number of cases that met the date criteria for each of the ranges and also the total number of days between each date. To arrive at an average, the total number of days for each case in each range was calculated and divided by the total number of cases that met the date criteria. If a case had a time period or periods where the defendant was capiased or referred to the Psych Clinic, that amount of time was subtracted from the appropriate range. For re-indicted cases, the original arrest date is used.

The following three charts are for Jail, Non-Jail and combined Jail and Non-Jail cases. Jail and Non-Jail cases are defined by the posting of bond prior to plea or trial.

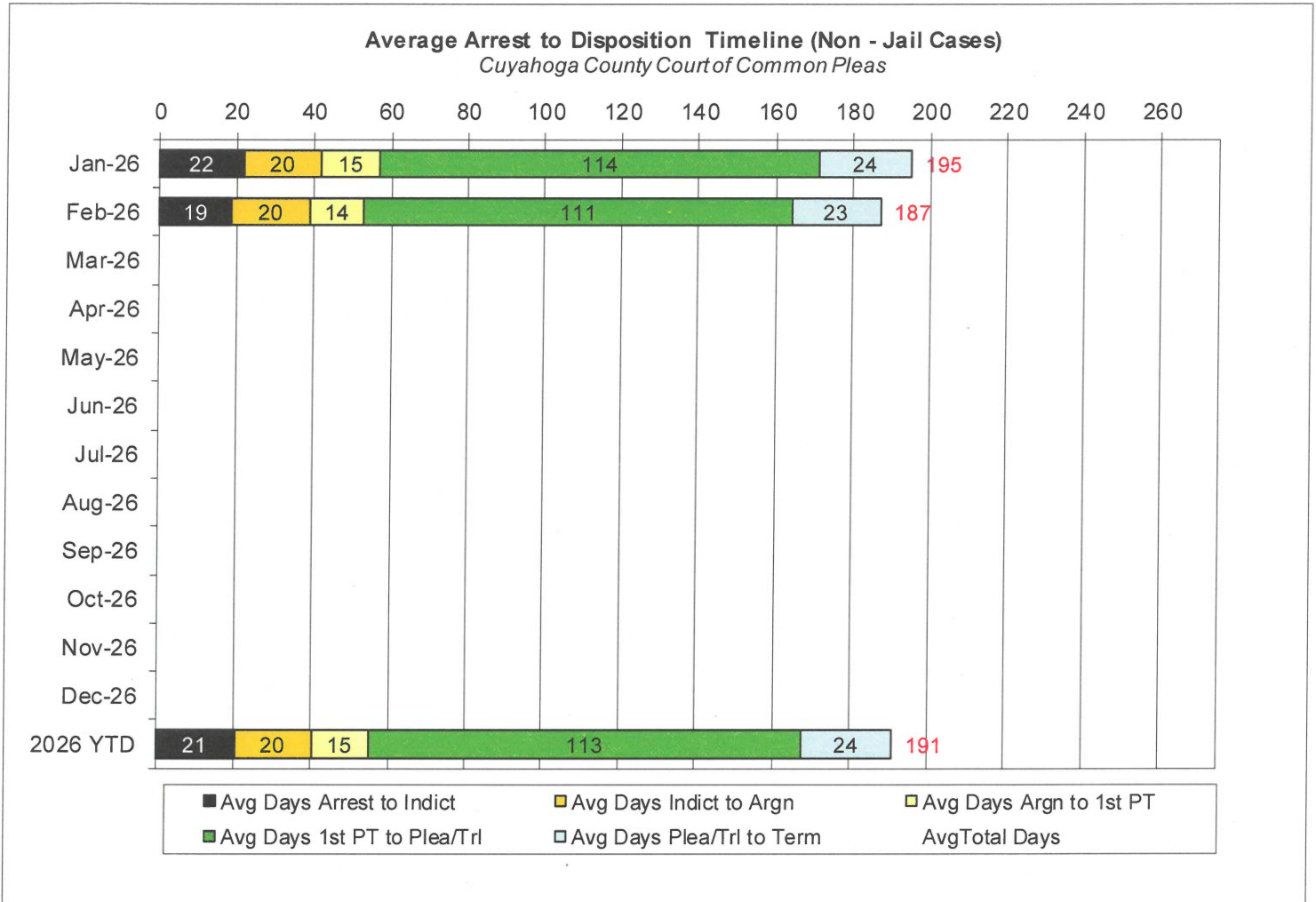
CUYAHOGA COUNTY COMMON PLEAS COURT

Average Arrest to Disposition Timeline (Jail Cases)



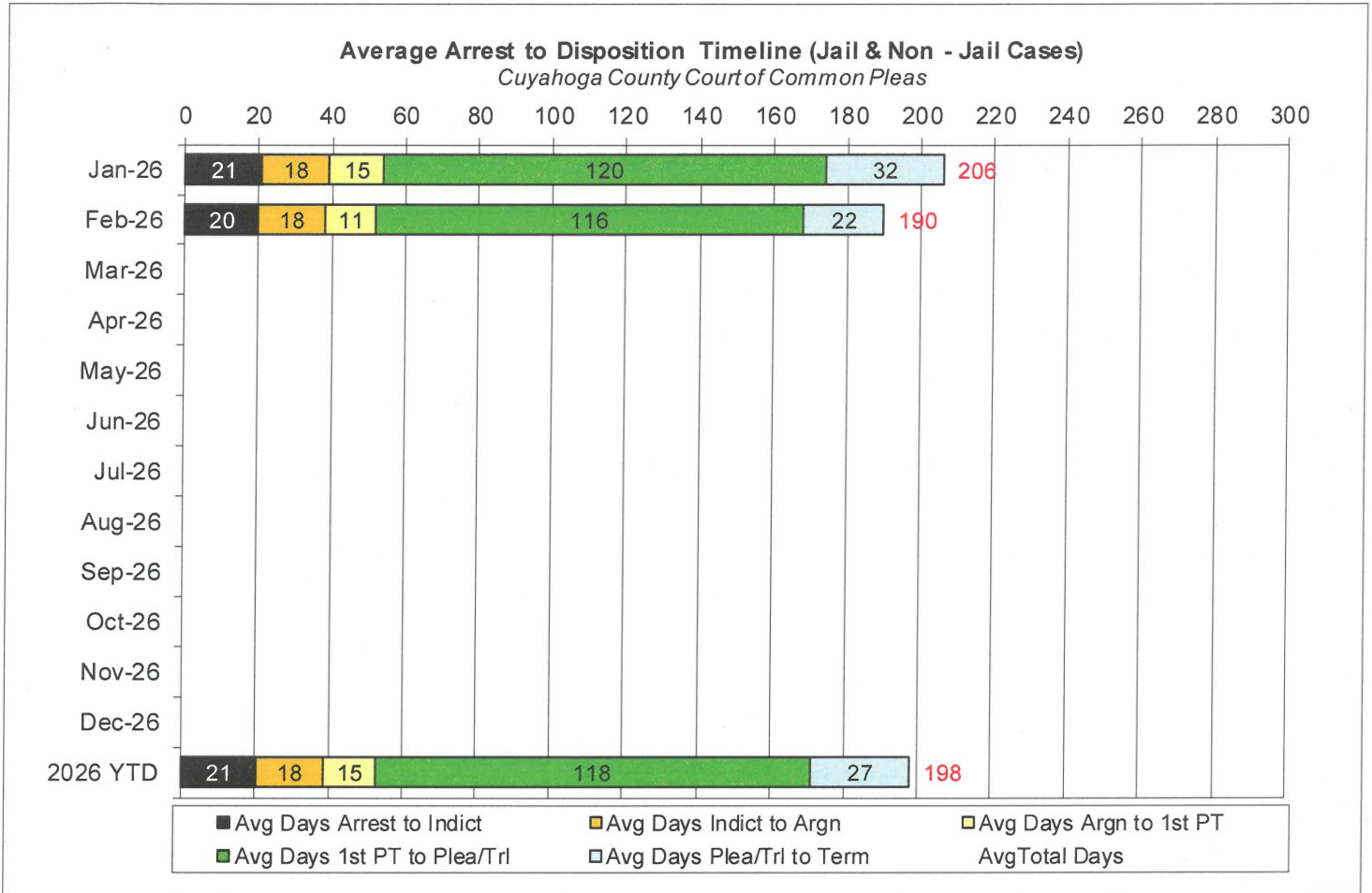
CUYAHOGA COUNTY COMMON PLEAS COURT

Average Arrest to Disposition Timeline (Non-Jail Cases)



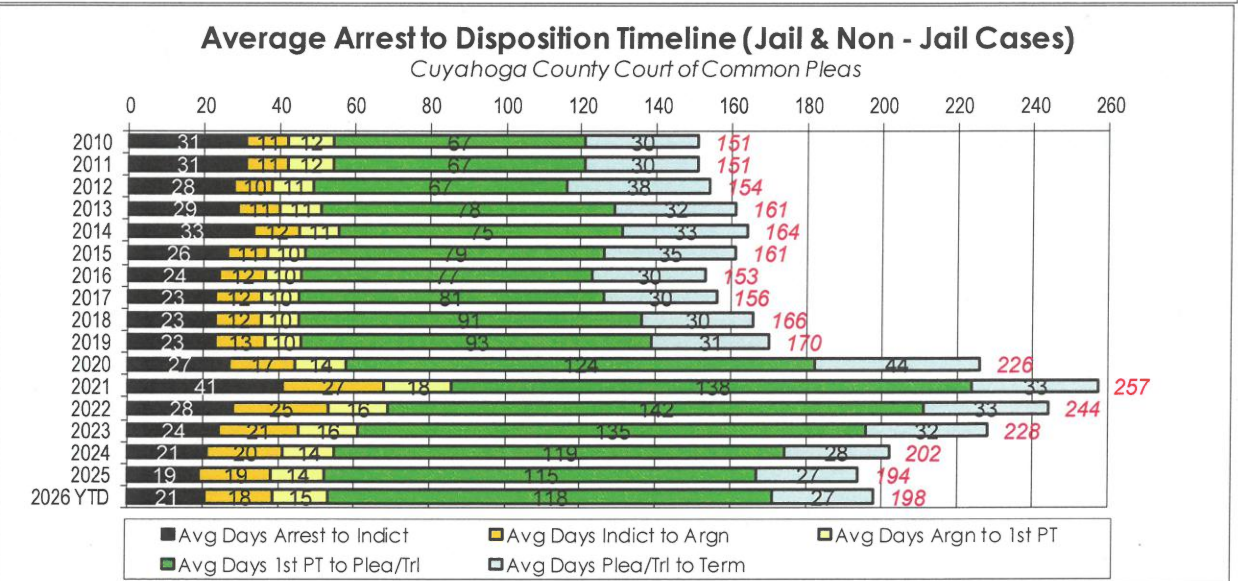
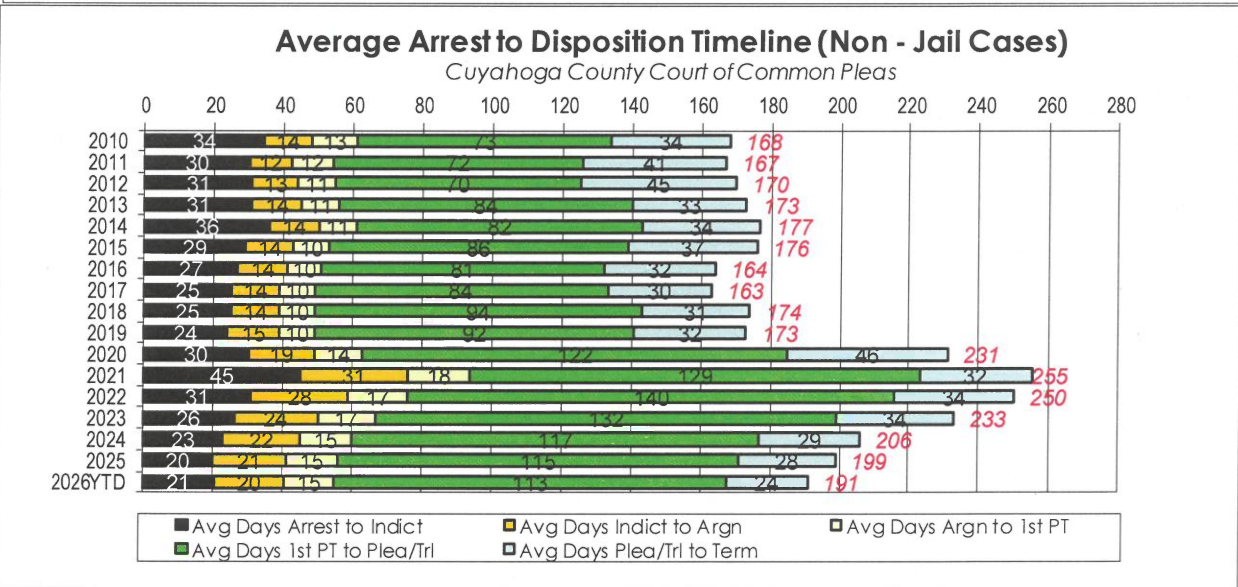
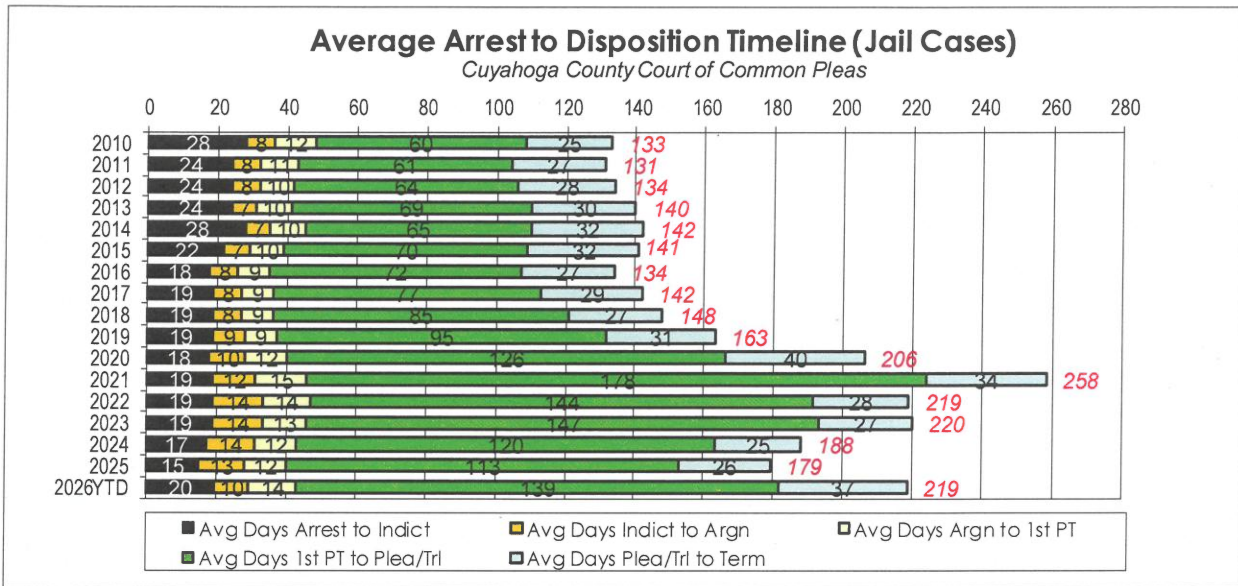
CUYAHOGA COUNTY COMMON PLEAS COURT

Average Arrest to Disposition Timeline (Jail and Non-Jail Cases)



CUYAHOGA COUNTY COMMON PLEAS COURT

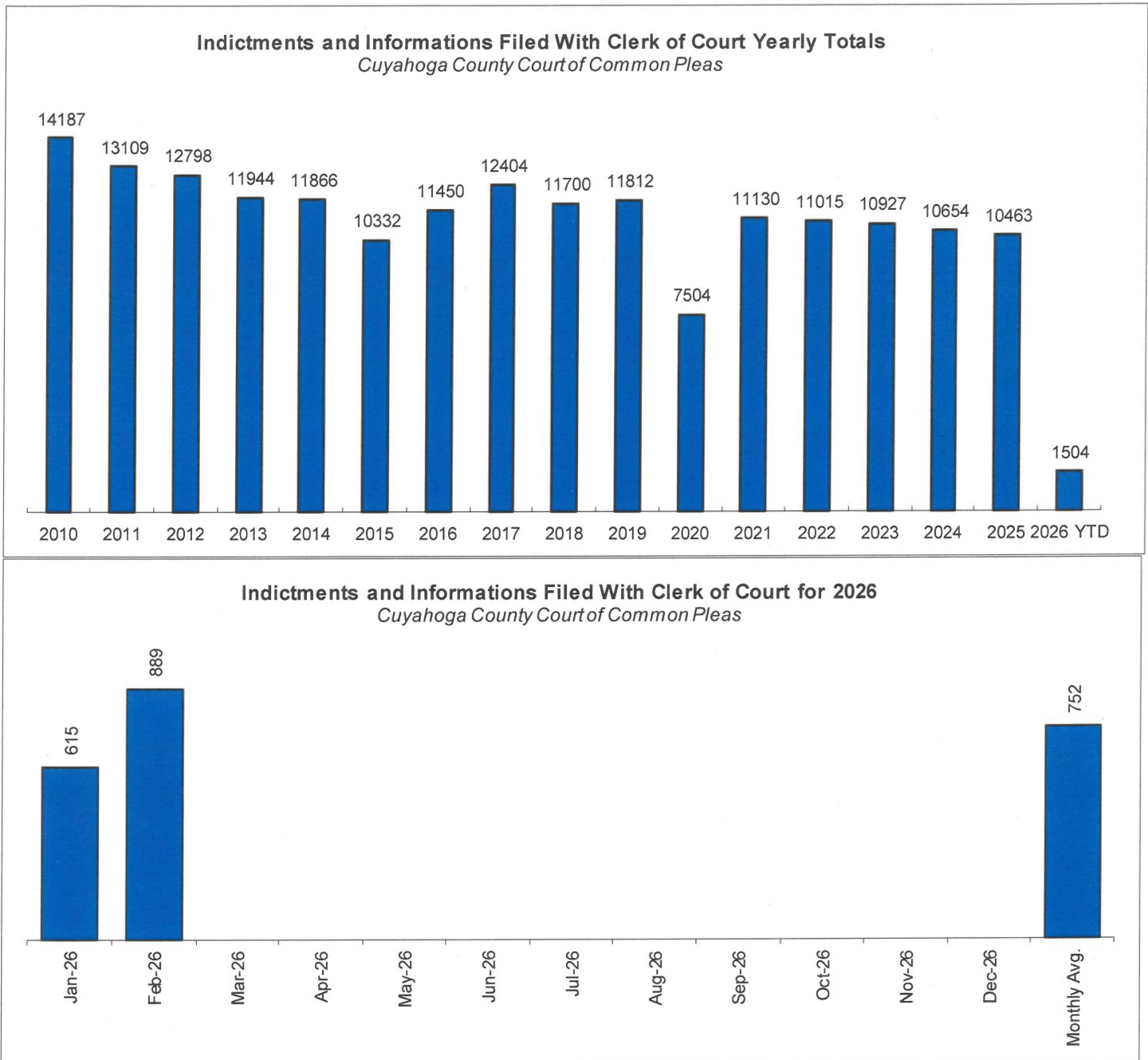
Yearly Average Arrest to Disposition Timeline



CUYAHOGA COUNTY COMMON PLEAS COURT

Indictments and Informations Filed With the Clerk of Courts

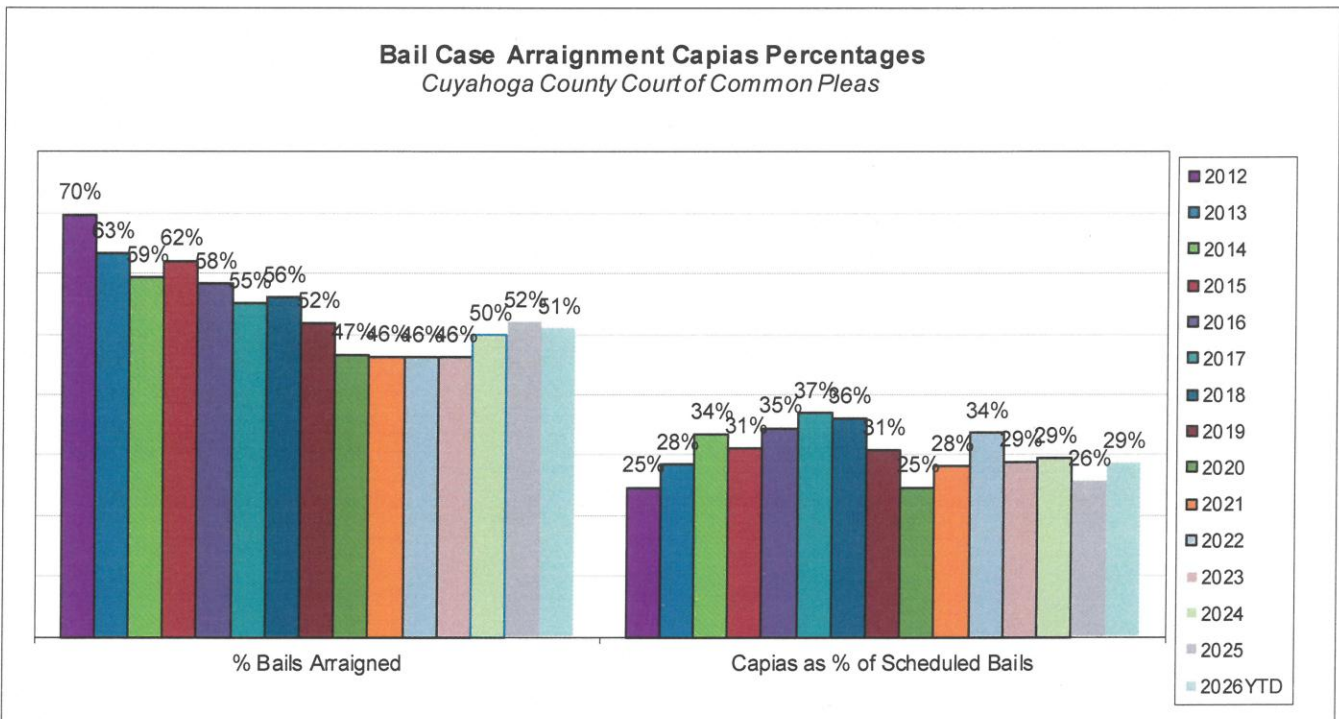
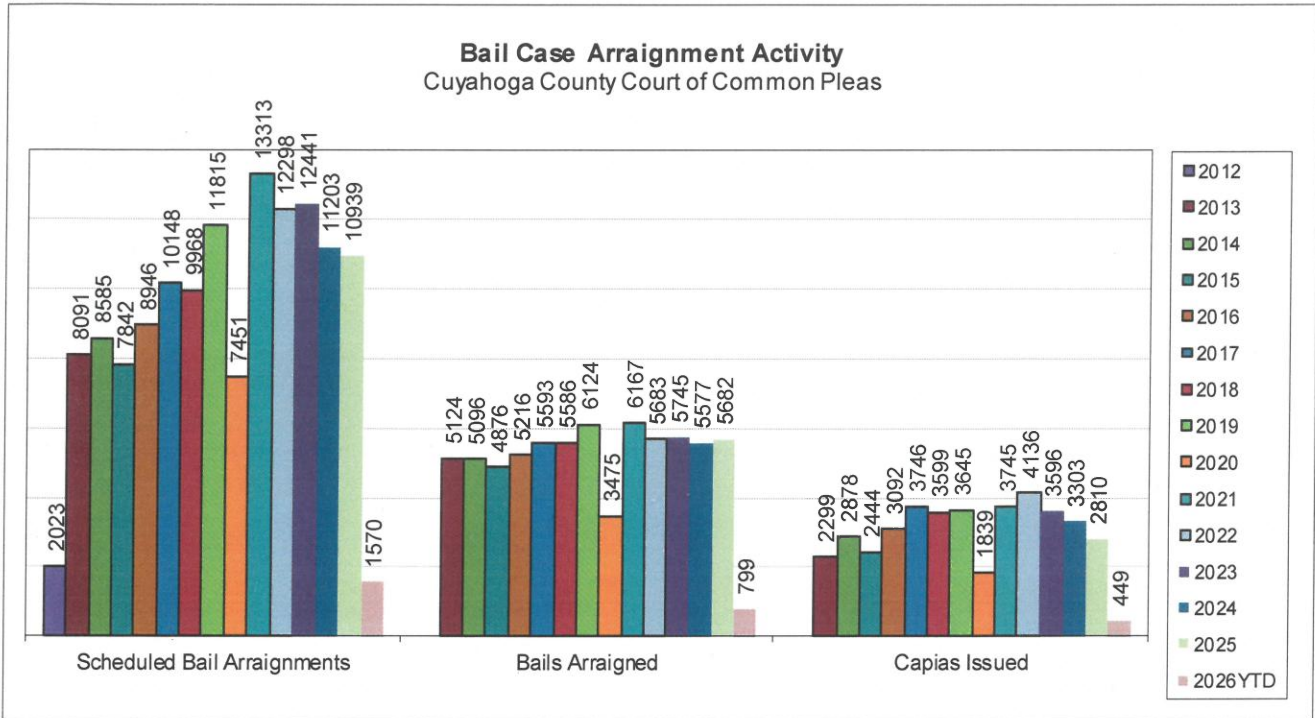
The following charts are reflective of Indictments and Informations filed with the Criminal Clerk of Courts from 2010. The source for this information was the Criminal Clerk's Office.



CUYAHOGA COUNTY COMMON PLEAS COURT

Bail Case Arraignment Activity

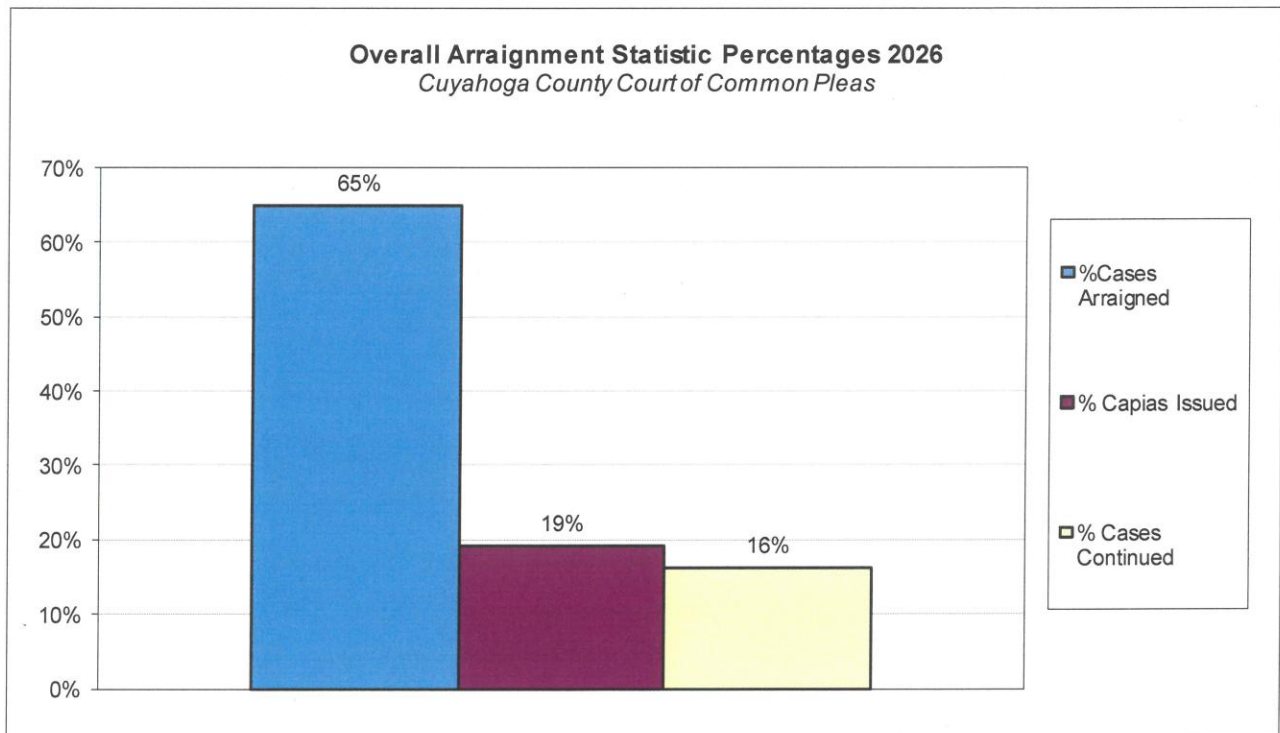
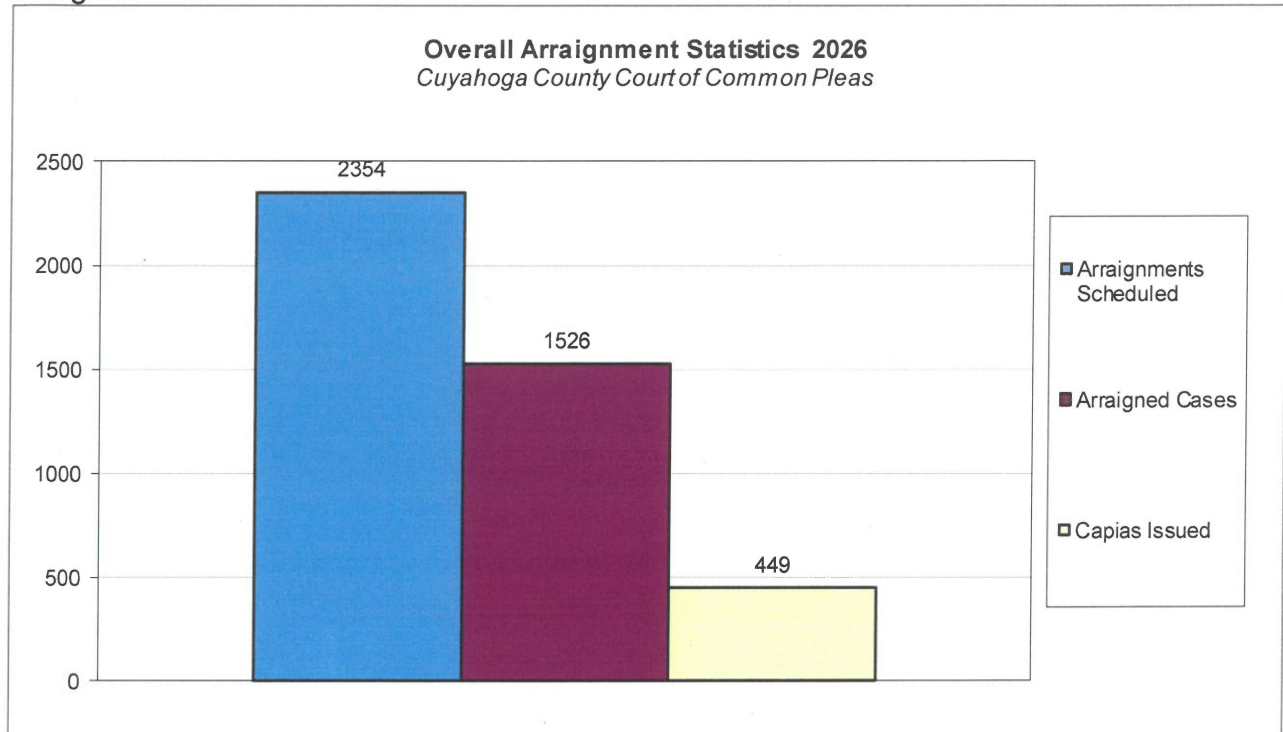
The following charts are reflective of arraignment activity where the defendant was not incarcerated at the time of arraignment. The source for this information was the Criminal Records Department.



CUYAHOGA COUNTY COMMON PLEAS COURT

Overall Arraignment Statistics

The arraignment statistics were provided by the Criminal Records Department. They are provided to give a representation of arraignment activity in the Court in 2026. These statistics include jail and non-jail arraignments.



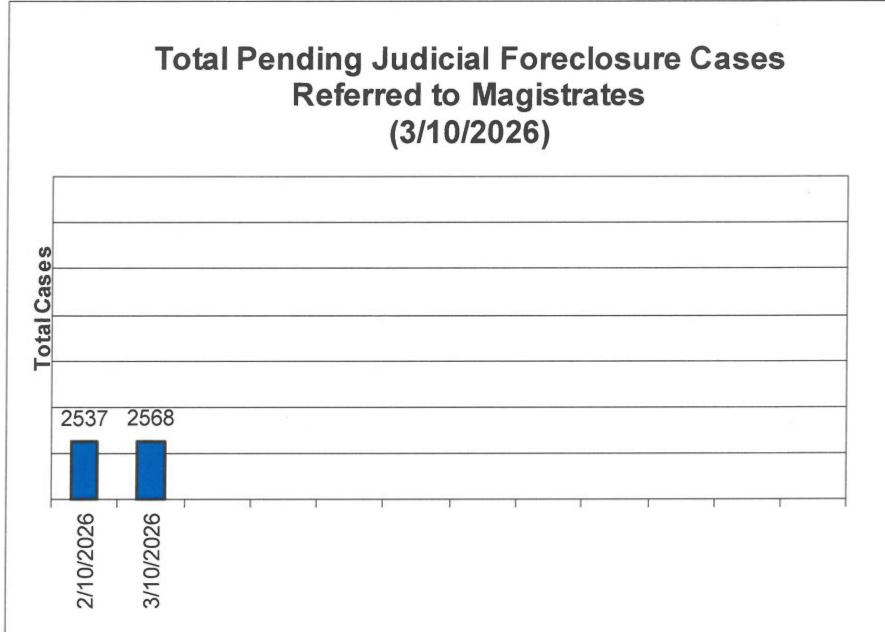
Judicial Foreclosure Statistics¹

¹ For clarification purposes, Foreclosure cases in this report are identified as Judicial Foreclosure filings (filing codes 1460 (Foreclosure Marsh. Of Lien), 1465(Tax Lien), 1466 (Tax Certificate), 1470 (Quiet Title), and 1480 (Partition)). These cases are different from Board of Revision Foreclosures, which are not reported here.

CUYAHOGA COUNTY COMMON PLEAS COURT

Total Pending Judicial Foreclosure Cases Referred to Magistrates

The following chart is a display of the total number of pending Judicial Foreclosure cases referred to the Magistrates on specific dates. The table below shows the number of these cases pending from each year since 2012.




	As of:	2/10/2026	3/10/2026									
Year												
2010		1	1									
2015		1	1									
2018		1	1									
2019		3	3									
2021		3	2									
2022		7	6									
2023		11	10									
2024		11	9									
2025		1982	1673									
2026		517	862									
Total		2537	2568									

CUYAHOGA COUNTY COMMON PLEAS COURT

Total Pending Tax Lien & Certificate Cases Referred to Magistrates

The following chart is a display of the number of pending tax Judicial Foreclosure cases referred to the Magistrates on specific dates. The table below shows the number of pending tax Judicial Foreclosure cases in each year since 2010.

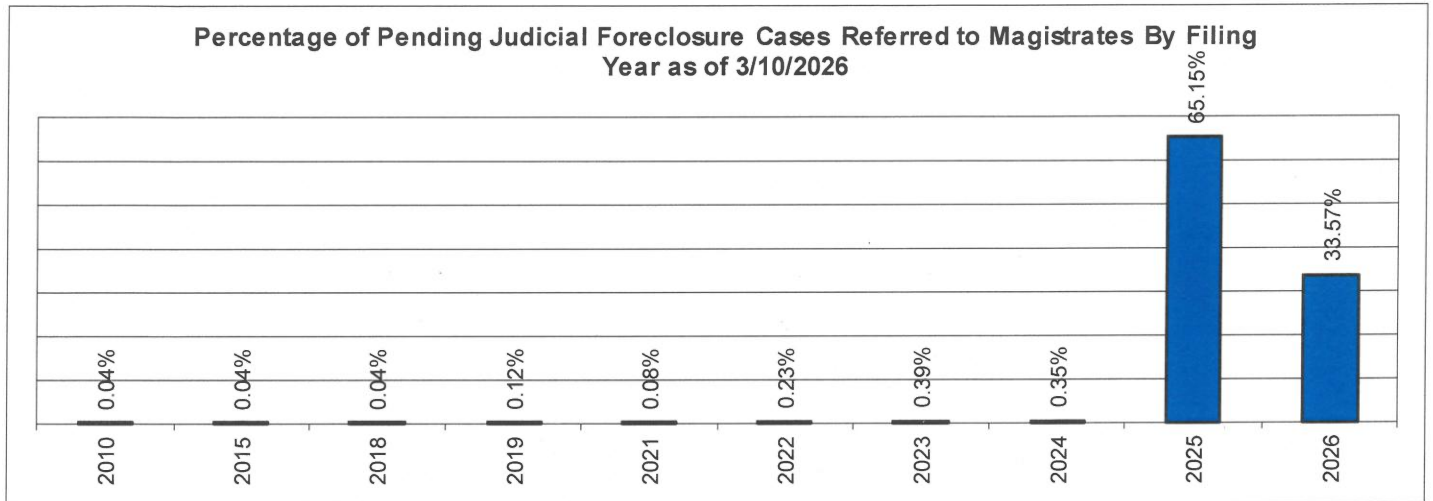


	As of:	2/10/2026	3/10/2026										
Year													
2010		1	0										
2012		1	1										
2015		3	3										
2016		2	2										
2018		1	1										
2019		2	3										
2021		2	1										
2022		1	1										
2023		4	3										
2024		12	8										
2025		832	697										
2026		233	350										
Total		1094	1070										

CUYAHOGA COUNTY COMMON PLEAS COURT

Percentage of Pending Judicial Foreclosure Cases By Filing Year

The following chart is a representation of the total number of pending Judicial Foreclosure cases by filing year expressed as a percentage on a specific date. The table below is the supporting data for this chart.

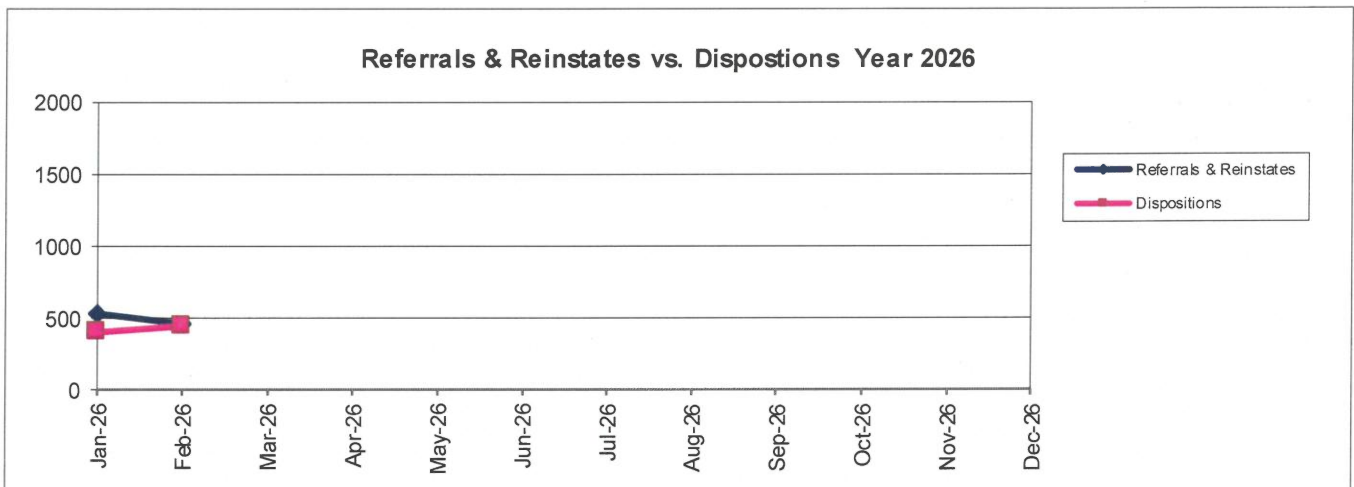
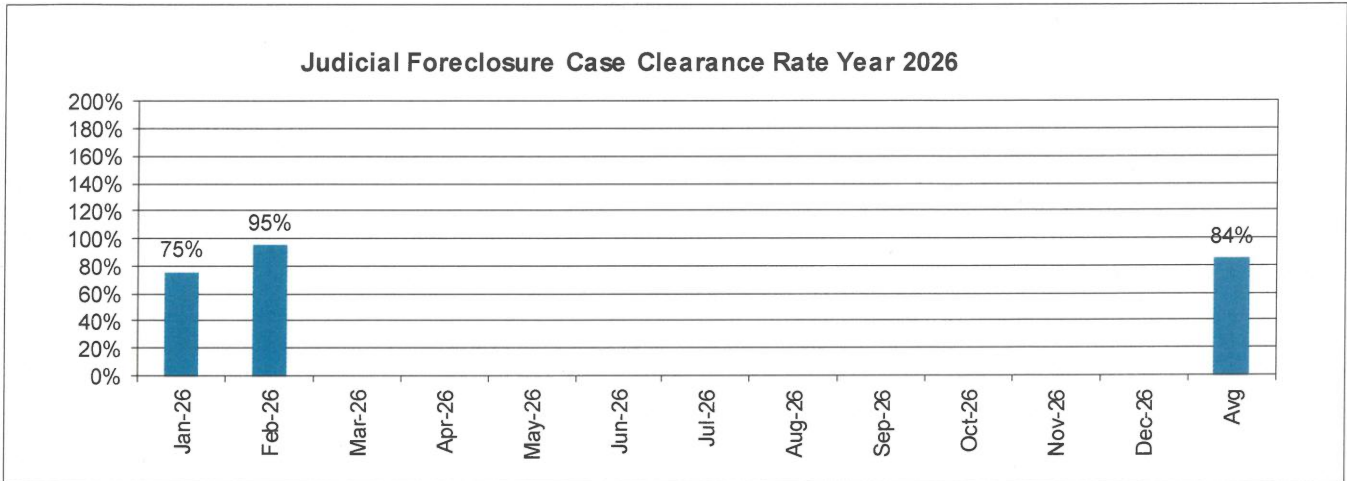


	As of:	3/10/2026	% of Total
Year			
2010		1	0.04%
2015		1	0.04%
2018		1	0.04%
2019		3	0.12%
2021		2	0.08%
2022		6	0.23%
2023		10	0.39%
2024		9	0.35%
2025		1673	65.15%
2026		862	33.57%
Total		2568	100.00%

CUYAHOGA COUNTY COMMON PLEAS COURT

Judicial Foreclosure Clearance Rate Year 2026

The Clearance Rate is the number of outgoing cases as a percentage of the number of incoming cases. Clearance rate measures whether the court is keeping up with its incoming caseload. If cases are not disposed in a timely manner, a backlog of cases awaiting disposition will grow. A Clearance Rate of 100% indicates that at least as many cases as have been filed, reopened, or reactivated in a period have been disposed.


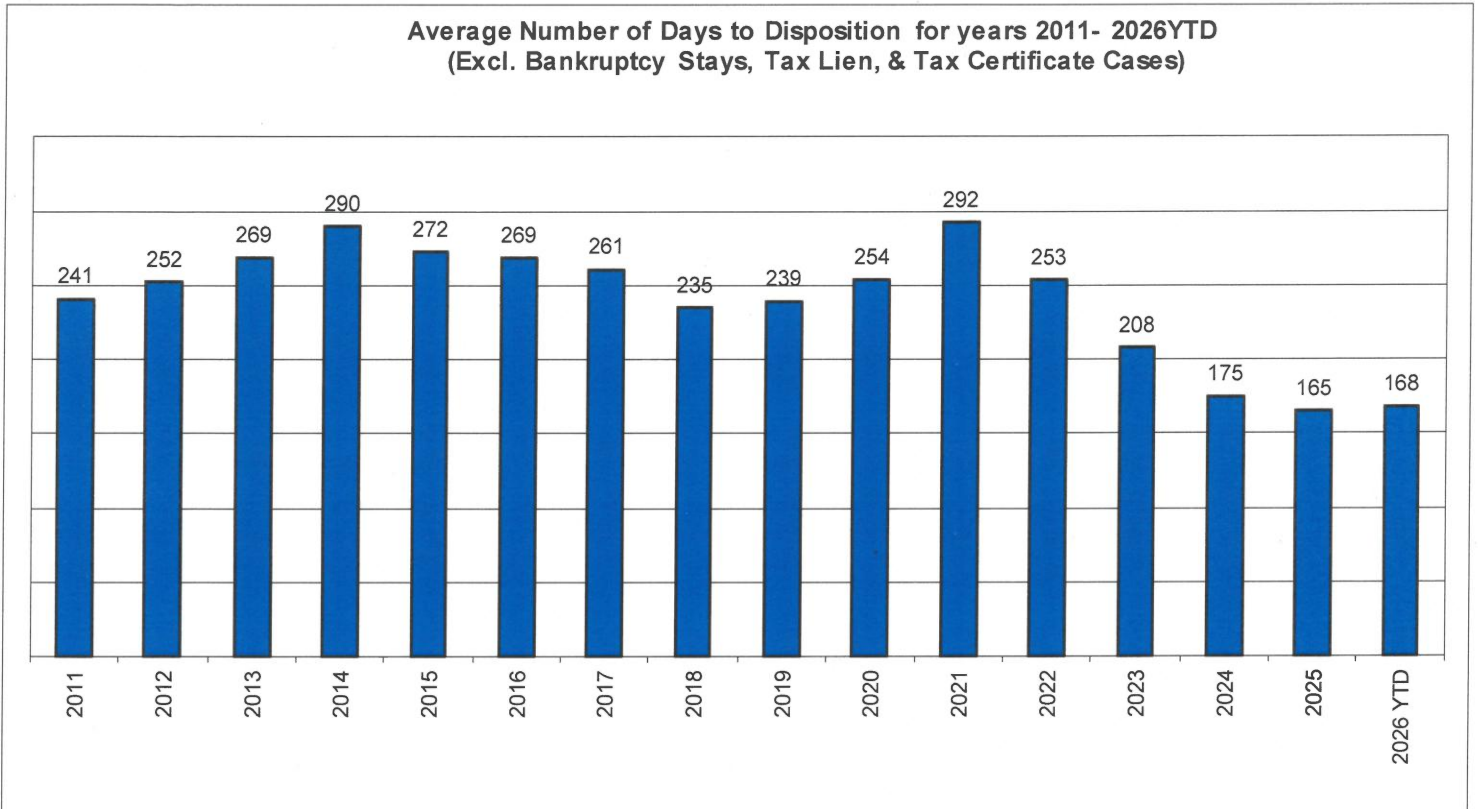


	Referrals & Reinstates	Dispositions	Clearance Rate
Jan-26	529	399	75%
Feb-26	464	440	95%
Mar-26			
Apr-26			
May-26			
Jun-26			
Jul-26			
Aug-26			
Sep-26			
Oct-26			
Nov-26			
Dec-26			
Avg	497	420	84%
Total	993	839	

CUYAHOGA COUNTY COMMON PLEAS COURT

Avg. Number of Days to Disp. (Excl. Bank. Stays & Tax Lien & Tax Cert.)

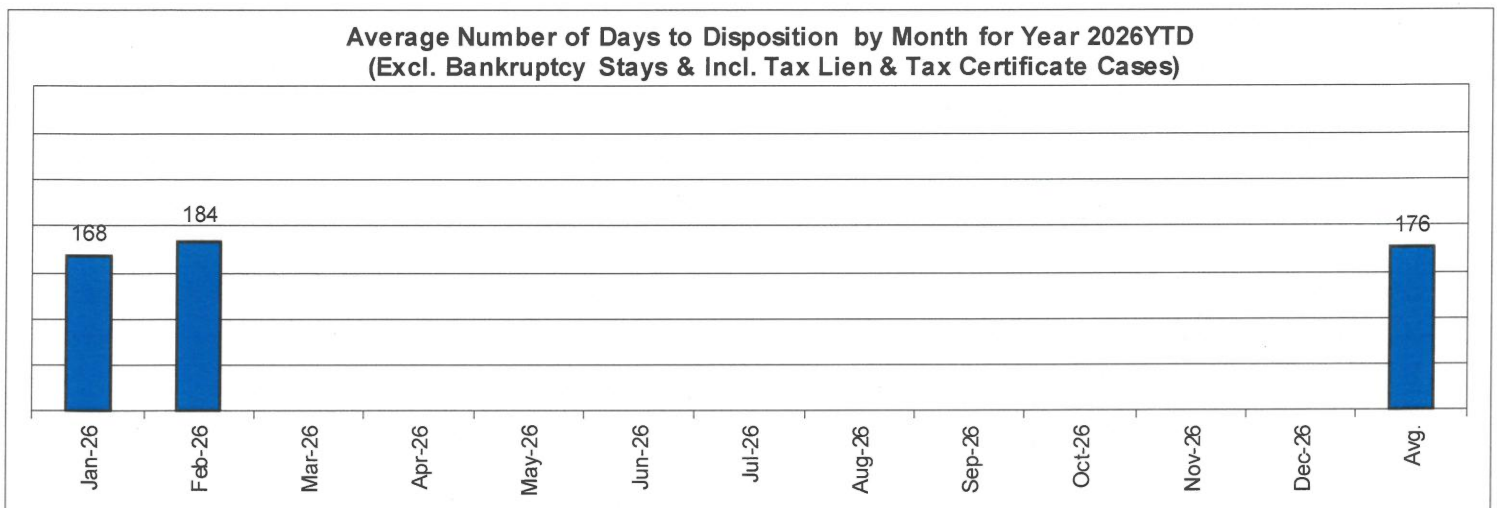
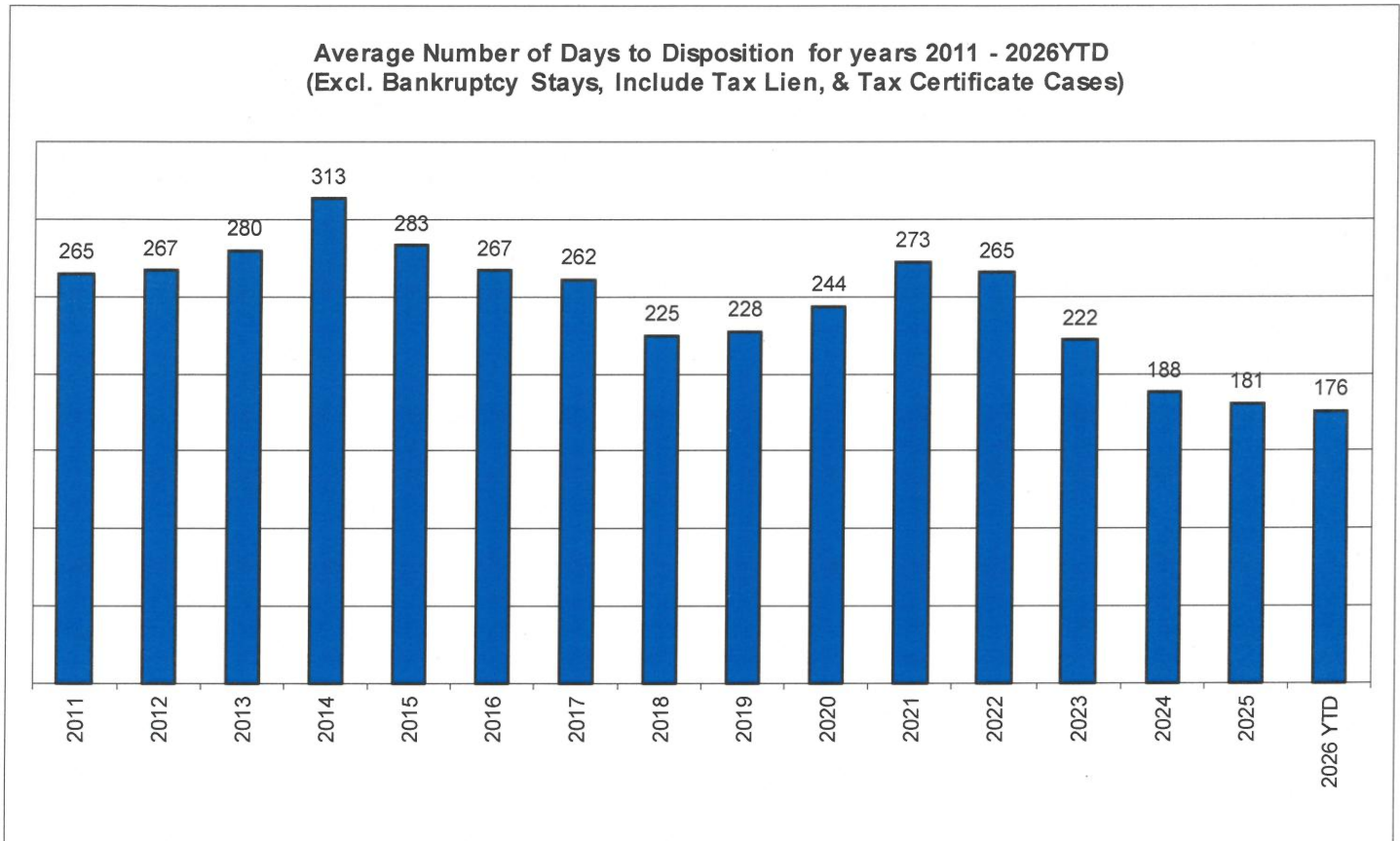
The average number of days to disposition is the number of days from filing to a final disposition entry being filed with the Clerk of Court. The data sample is based on all judicial foreclosure cases terminated by decree or dismissal (cases terminated by bankruptcy are not included) in a month. Each case is examined to determine the number of days between filing and termination with the periods that a case may have been in bankruptcy subtracted. Adding the total days of all of the cases minus bankruptcy periods and dividing by the total number of cases calculates the average. In the following chart, tax judicial foreclosure cases are excluded.



CUYAHOGA COUNTY COMMON PLEAS COURT

Avg. Number of Days to Disp. (Excl. Bank. Stays & Incl. Tax Lien & Tax Cert.)

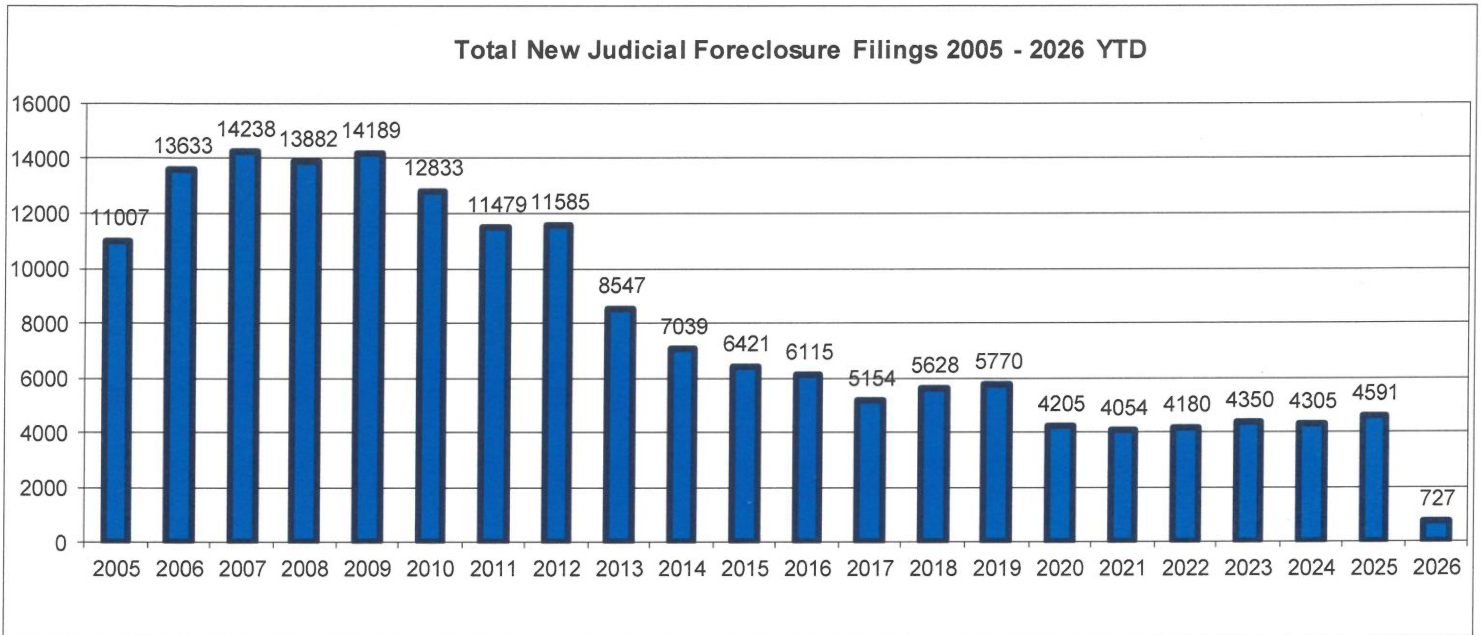
The average number of days to disposition is the number of days from filing to a final disposition entry being filed with the Clerk of Court. The data sample is based on all Judicial Foreclosure cases terminated by decree or dismissal (cases terminated by bankruptcy are not included) in a month. Each case is examined to determine the number of days between filing and termination with the periods that a case may have been in bankruptcy subtracted. Adding the total days of all of the cases minus bankruptcy periods and dividing by the total number of cases calculates the average. In the following chart, all types of Judicial Foreclosure cases are included.



Total New Judicial Foreclosure Filings

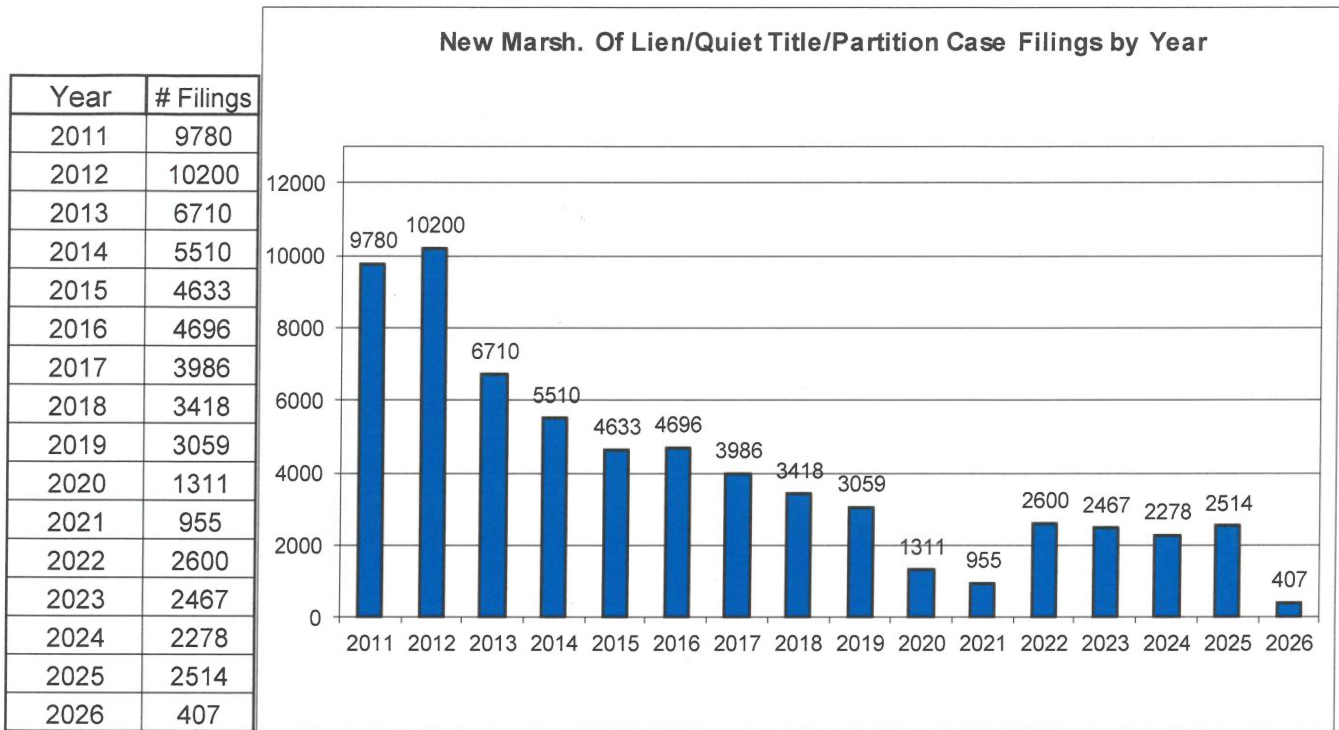
The following charts are provided as a historical view of new judicial foreclosure filings.

1. Total New Judicial Foreclosure Filings from 2005 – 2026 by year
2. Total New Marsh of Lien/Quiet Title/Partition Filings from 2011 – 2026 by month
3. Total New Tax Lien & Tax Certificate Filings for 2011 – 2026 by month
4. Total New Judicial Foreclosure Filings from 2011 – 2026 by month

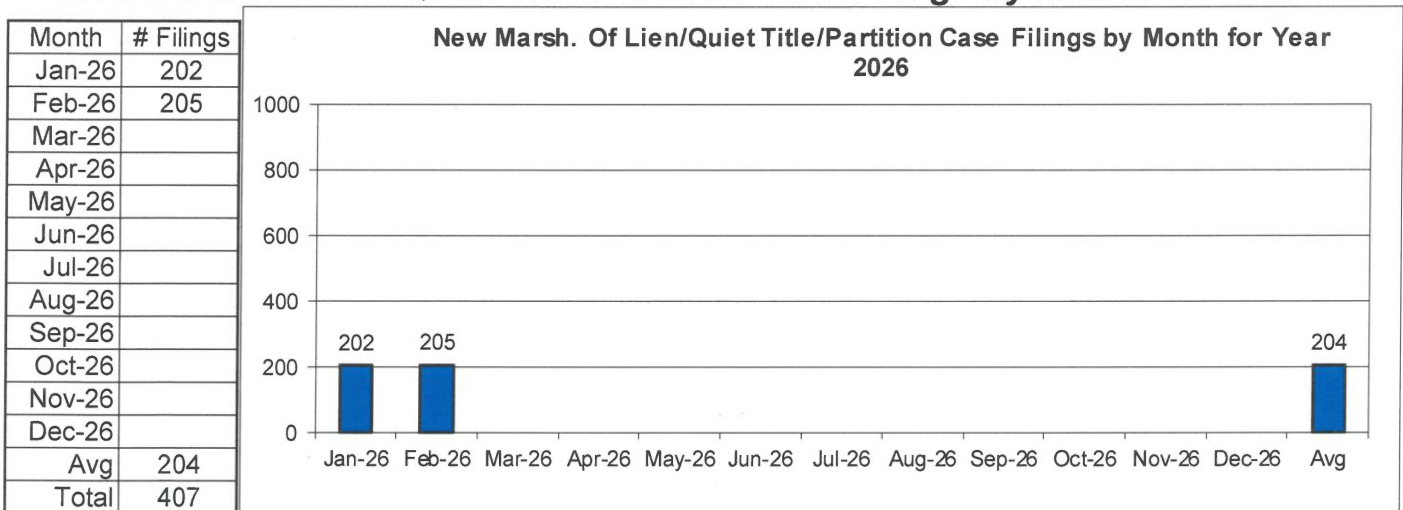


CUYAHOGA COUNTY COMMON PLEAS COURT

New Marsh of Lien/Quiet Title/Partition Case Filings for Years 2011 – 2026 YTD

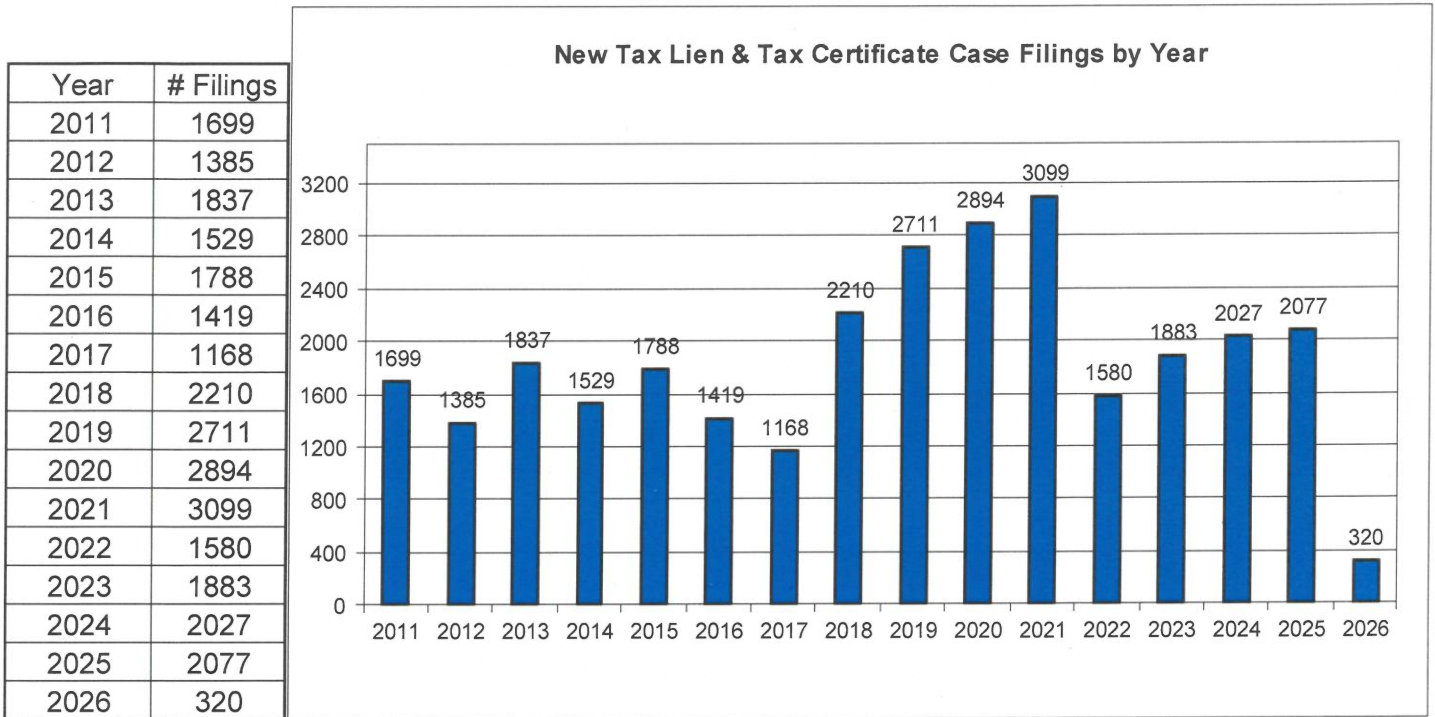


New Marsh of Lien/Quiet Title/Partition Case Filings by month for 2026 YTD

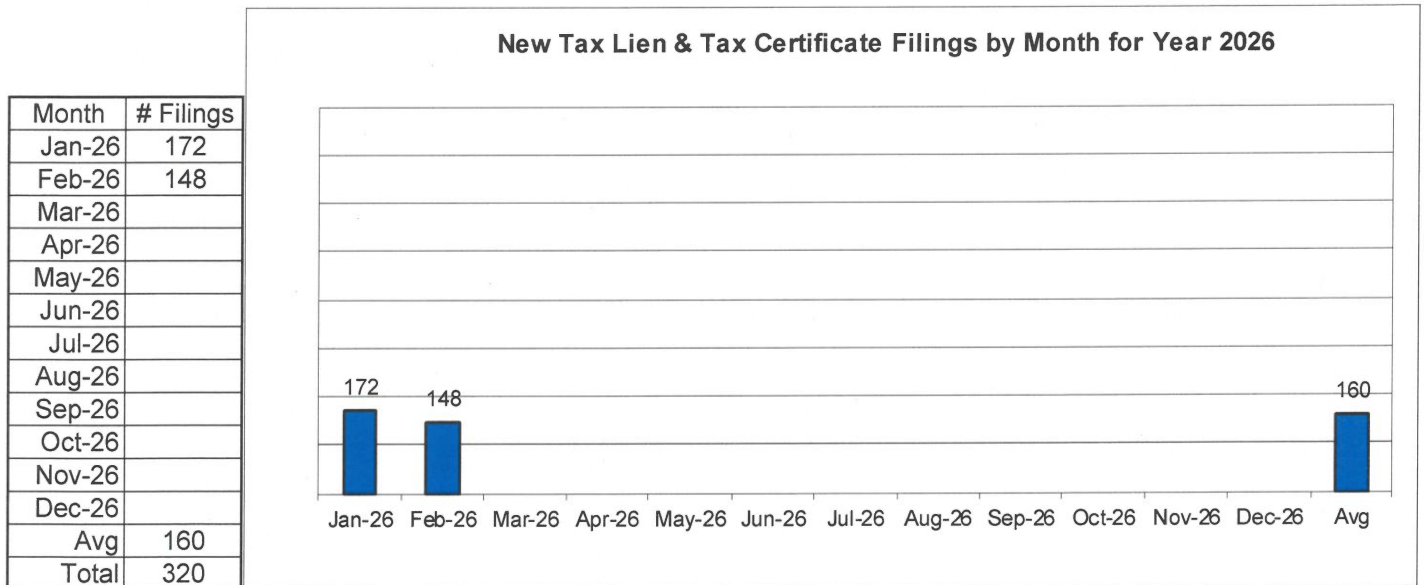


CUYAHOGA COUNTY COMMON PLEAS COURT

New Tax Lien & Certificate Filings for Years 2011 – 2026 YTD



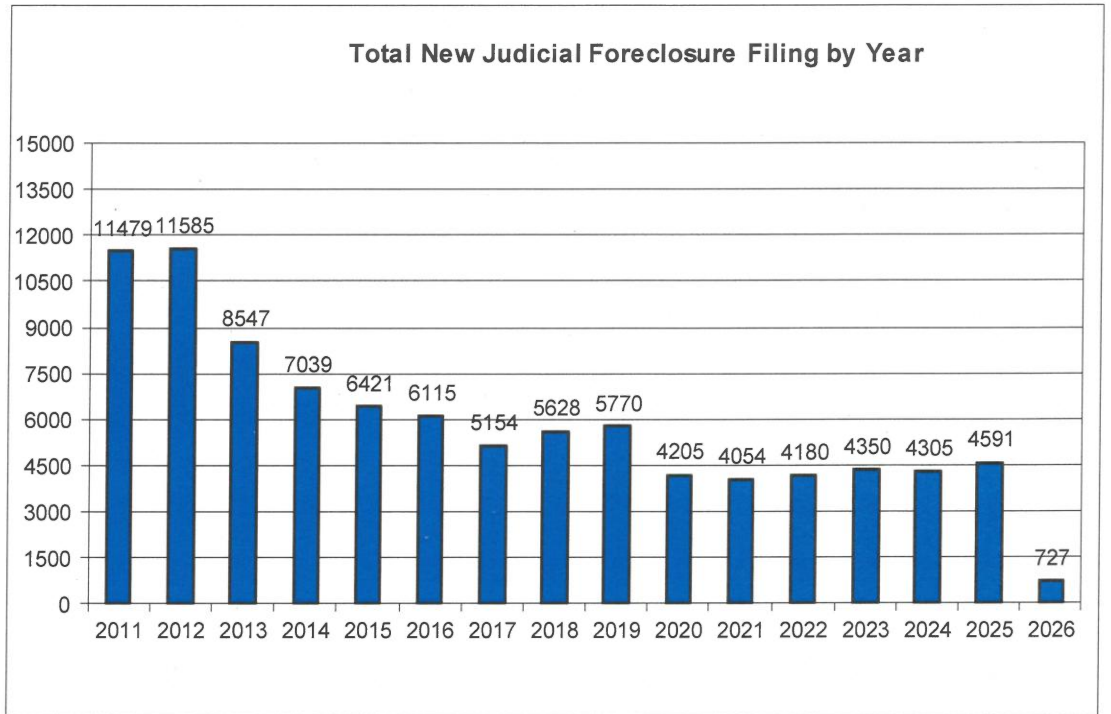
New Tax Lien & Certificate Filings by Month for Year 2026 YTD



CUYAHOGA COUNTY COMMON PLEAS COURT

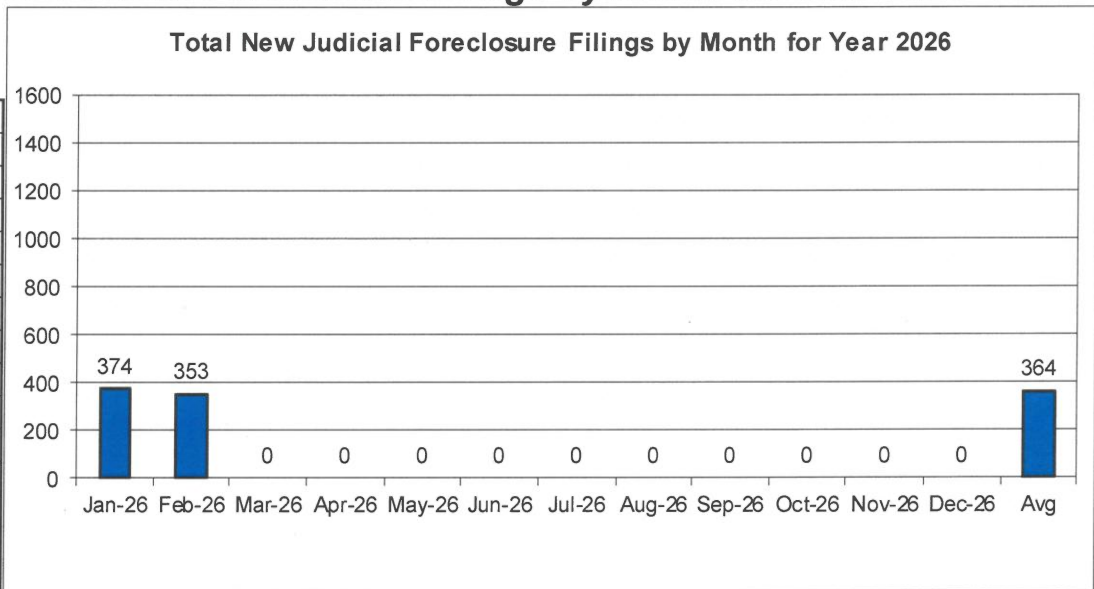
Total New Judicial Foreclosure Filings Years 2011 – 2026 YTD

Year	# Filings
2011	11479
2012	11585
2013	8547
2014	7039
2015	6421
2016	6115
2017	5154
2018	5628
2019	5770
2020	4205
2021	4054
2022	4180
2023	4350
2024	4305
2025	4591
2026YTD	727



Total New Judicial Foreclosure Filings by Month for Year 2026 YTD

Month	# Filings
Jan-26	374
Feb-26	353
Mar-26	0
Apr-26	0
May-26	0
Jun-26	0
Jul-26	0
Aug-26	0
Sep-26	0
Oct-26	0
Nov-26	0
Dec-26	0
Avg	364
Total	727



Magistrate's Monthly Reports

The Magistrates' Monthly Report consists of 6 reports. Below is a description of each.

Magistrate's Monthly Supplemental Journal Entry Report (R415)

Retrieves total number of supplemental entries and Decrees of Confirmation of Sheriff's sale created during a specific period. A supplemental entry is any journal created by a magistrate, which does not close out a case. For example, any magistrate's order (MG) setting a hearing, any journal entry (JE) ruling on a motion, journals confirming Sheriff's sales, etc.).

Magistrate's Full Disposition Count by Magistrate Report (R413)

Retrieves total number of cases disposed of during a specific period. The dispositions are grouped by Magistrate and then broken down by the type of disposition (i. e. Default, Dismissed with Prejudice, Dismissed without Prejudice, etc.) This report can be printed three different ways. Including tax cases (Full Dispositions), excluding tax cases (Non-Tax Dispositions), and Tax cases only (Tax Dispositions).

Magistrate's Monthly Cases Referred/Reinstated Report (R418)

Retrieves newly filed cases referred to the Magistrates Dept. and cases previously disposed by the Magistrates Dept. that are reinstated and re-referred to the magistrates. The cases are separated by Tax (filing code 1465; Tax Judicial Foreclosure & 1466; Tax Certificate Judicial Foreclosure) and Non-Tax (1460; Judicial Foreclosure Marsh. Of Lien, 1480; Partition, 1470; Quiet Title, misc. (i. e. 1391; Contract Other, etc.).

Magistrate's Monthly Hearing Totals Report (R3146)

Retrieves total number of hearings held during one month. The hearings are grouped by Magistrate and then broken down by what type hearing was held (i. e. Default, Pretrial, etc.).

Magistrate's Monthly Case Load Report (R3147)

Retrieves individual caseload totals for individual magistrates during a specific period. The cases are grouped by magistrate and then broken down by case type (i. e. tax judicial foreclosure, tax certificate judicial foreclosure and non-tax judicial foreclosure).

Magistrate's New Referrals/Assignments (R429)

Retrieves All cases referred to the Magistrate's Department. The cases are grouped by Magistrate and broken down into categories of CSPO (Filing Code 1491 Stalking Civil Protection Orders), Tax (1465; Tax Judicial Foreclosure & 1466; Tax Certificate Judicial Foreclosure), Non Tax (1460; Judicial Foreclosure Marsh. Of Lien, 1480; Partition, 1470; Quiet Title, misc. (i.e. 1391; Contract Other, etc.)).

CUYAHOGA COUNTY COURT OF COMMON PLEAS

DATE: 03/10/2026
TIME: 8:31 AM

OFFICE OF THE MAGISTRATES
MAGISTRATE'S MONTHLY SUPPLEMENTALS BY CASE
REPORTING PERIOD: FEBRUARY 2026

PAGE: 1
CMSR415D

SUPPLEMENTALS

AUGUSTYN/KEVIN/C	90
BUCHA/STEPHEN/M	181
DAY/CHRISTOPHER/	320
DYKE/JOHN/T	178
GOZELANCZYK/BRIAN/S	208
HEGYES/DEAN/K	167
JACKSON/AMY/R	227
JACKSON/JIM/L	162
KLEIN/MONICA/	83
LUCAS/PAUL/	156
LUNSFORD/GINA/	234
UNACCOUNTED FOR	0

TOTAL 2006

CONFIRMATIONS

TOTAL 1

CUYAHOGA COUNTY COURT OF COMMON PLEAS

OFFICE OF THE MAGISTRATES

Full Disposition Count by Magistrate

REPORTING PERIOD: FROM 02/01/2026 TO 02/28/2026

DATE: 03/10/2026

TIME: 8:32 AM

PAGE: 1

CMSR413

MagID	Dispose Type	Tax Cert.	Tax Treas.	Total
KCA				
	Bank	0	0	0
	Def	0	0	2
	Dism	0	1	6
	Ref. Vacate	0	0	0
	Court Trial	0	0	2
	Other	0	9	12
	<u>MAG'S TOTAL</u>	0	10	<u>22</u>

Decrees	268
Defaults	67
Other	152
Court Trial	49
Dismissals	160
Bankruptcy	12
Ref. Vacated	0
Grand Total	440

SMB				
	Bank	0	1	1
	Def	0	1	6
	Dism	0	1	10
	Ref. Vacate	0	0	0
	Court Trial	0	0	8
	Other	0	17	20
	<u>MAG'S TOTAL</u>	0	20	<u>45</u>

CD				
	Bank	0	0	0
	Def	0	0	5
	Dism	0	2	13
	Ref. Vacate	0	0	0
	Court Trial	0	0	10
	Other	0	1	6
	<u>MAG'S TOTAL</u>	0	3	<u>34</u>

JTD				
	Bank	0	0	0
	Def	0	0	5
	Dism	0	3	13
	Ref. Vacate	0	0	0
	Court Trial	0	0	0
	Other	0	10	15
	<u>MAG'S TOTAL</u>	0	13	<u>33</u>

BSG				
	Bank	0	1	3
	Def	0	0	9
	Dism	0	4	15
	Ref. Vacate	0	0	0
	Court Trial	0	0	0
	Other	0	14	27
	<u>MAG'S TOTAL</u>	0	19	<u>54</u>

DKH				
	Bank	0	0	4
	Def	0	0	13
	Dism	0	8	38
	Ref. Vacate	0	0	0
	Court Trial	0	0	5
	Other	0	17	22
	<u>MAG'S TOTAL</u>	0	25	<u>82</u>

ARJ				
	Bank	0	0	0
	Def	0	0	8
	Dism	0	4	18
	Ref. Vacate	0	0	0
	Court Trial	0	0	3
	Other	0	15	18
	<u>MAG'S TOTAL</u>	0	19	<u>47</u>

JLJ				
	Bank	0	0	0
	Def	0	0	9
	Dism	0	3	12

CUYAHOGA COUNTY COURT OF COMMON PLEAS

OFFICE OF THE MAGISTRATES

Full Disposition Count by Magistrate

REPORTING PERIOD: FROM 02/01/2026 TO 02/28/2026

DATE: 03/10/2026

TIME: 8:32 AM

PAGE: 2

CMSR413

MagID	Dispose Type	Tax Cert.	Tax Treas.	Total
	Ref. Vacate	0	0	0
	Court Trial	0	0	3
	Other	0	6	10
	<u>MAG'S TOTAL</u>	0	9	<u>34</u>
<hr/>				
MK	Bank	0	1	1
	Def	0	0	6
	Dism	0	0	16
	Ref. Vacate	0	0	0
	Court Trial	0	0	4
	Other	0	15	17
	<u>MAG'S TOTAL</u>	0	16	<u>44</u>
<hr/>				
PL	Bank	0	0	1
	Def	0	0	1
	Dism	0	1	7
	Ref. Vacate	0	0	0
	Court Trial	0	0	9
	Other	0	0	1
	<u>MAG'S TOTAL</u>	0	1	<u>19</u>
<hr/>				
GL	Bank	0	1	2
	Def	0	0	3
	Dism	0	5	12
	Ref. Vacate	0	0	0
	Court Trial	0	0	5
	Other	0	1	4
	<u>MAG'S TOTAL</u>	0	7	<u>26</u>

CUYAHOGA COUNTY COURT OF COMMON PLEAS

DATE: 03/10/2026
 TIME: 08:32 AM

OFFICE OF THE MAGISTRATES
 MAGISTRATE'S MONTHLY REF/REIN CASES
 FROM 02/01/2026 TO 02/28/2026

CMSR418

MAGISTRATE	NEW REFERRALS				REINSTATED			
	Tax Treas.	Tax Cert.	Non-Tax	Total	Tax Treas.	Tax Cert.	Non-Tax	Total
<u>AUGUSTYN/KEVIN/C</u>	6	0	12	18	0	0	1	1
<u>BUCHA/STEPHEN/M</u>	8	0	18	26	0	0	1	1
<u>DAY/CHRISTOPHER/</u>	15	0	24	39	0	0	3	3
<u>DYKE/JOHN/T</u>	17	0	34	51	1	0	0	1
<u>GOZELANCZYK/BRIAN/S</u>	17	0	29	46	1	0	2	3
<u>HEGYES/DEAN/K</u>	18	0	23	41	1	0	1	2
<u>JACKSON/AMY/R</u>	34	0	31	65	0	0	3	3
<u>JACKSON/JIM/L</u>	13	0	26	39	0	0	3	3
<u>KLEIN/MONICA/</u>	13	0	26	39	0	0	2	2
<u>LUCAS/PAUL/</u>	14	0	26	40	0	0	0	0
<u>LUNSFORD/GINA/</u>	15	0	24	39	0	0	2	2
<u>TOTAL</u>	170	0	273	443	3	0	18	21
<u>COMBINED TOTAL</u>	464							

CUYAHOGA COUNTY COURT OF COMMON PLEAS

OFFICE OF THE MAGISTRATES

MAG MONTHLY HEARING TOTALS

Reporting Period: February 2026

DATE: 03/10/2026
TIME: 08:32 AM

PAGE: 1
CMSR3146

Monthly Hearing Total 436

AUGUSTYN/KEVIN/C	
Default Hearings	0
Tax Hearings	0
Pretrials	25
<hr/>	
TOTAL:	25
BUCHA/STEPHEN/M	
Default Hearings	0
Tax Hearings	0
Pretrials	42
<hr/>	
TOTAL:	42
DAY/CHRISTOPHER/	
Default Hearings	0
Tax Hearings	0
Pretrials	48
<hr/>	
TOTAL:	48
DYKE/JOHN/T	
Default Hearings	15
Tax Hearings	12
Pretrials	14
<hr/>	
TOTAL:	41
GOZELANCZYK/BRIAN/S	
Default Hearings	0
Tax Hearings	0
Pretrials	44
<hr/>	
TOTAL:	44
HEGYES/DEAN/K	
Default Hearings	0
Tax Hearings	0
Pretrials	42
<hr/>	
TOTAL:	42
JACKSON/AMY/R	
Default Hearings	13
Tax Hearings	18
Pretrials	17
<hr/>	
TOTAL:	48
JACKSON/JIM/L	
Default Hearings	10
Tax Hearings	23
Pretrials	10
<hr/>	
TOTAL:	43
KLEIN/MONICA/	
Default Hearings	0
Tax Hearings	0
Pretrials	41
<hr/>	
TOTAL:	41
LUCAS/PAUL/	
Default Hearings	0
Tax Hearings	0
Pretrials	27
<hr/>	

CUYAHOGA COUNTY COURT OF COMMON PLEAS

OFFICE OF THE MAGISTRATES

MAG MONTHLY HEARING TOTALS

Reporting Period: February 2026

DATE: 03/10/2026
TIME: 08:32 AM

PAGE: 2
CMSR3146

TOTAL:	27
LUNSFORD/GINA/	
Default Hearings	1
Tax Hearings	0
Pretrials	34
<hr/>	
TOTAL:	35

CUYAHOGA COUNTY COURT OF COMMON PLEAS

DATE: 03/10/2026
 TIME: 8:33 AM

Office of the Magistrates
 Magistrate's Monthly Case Load
 MONTH: FEBRUARY 2026

PAGE: 1
 CMSR3147

Magistrate Name	Non Tax Total	Tax Cert.	Tax Treas.	Total Tax	CSPO	Total Cases
AUGUSTYN	62	1	45	46	7	115
BUCHA	95	0	49	49	9	153
DYKE	97	0	101	101	7	205
DAY	123	0	94	94	8	225
LUNSFORD	126	0	97	97	12	235
GOZELANCZYK	130	1	106	107	19	256
JACKSON	134	1	105	106	18	258
KLEIN	164	0	90	90	8	262
HEGYES	139	0	109	109	28	276
JACKSON	157	0	112	112	12	281
LUCAS	189	0	139	139	10	338
Totals:	1416	3	1047	1050	138	2604

CUYAHOGA COUNTY COURT OF COMMON PLEAS

DATE: 03/10/2026
 TIME: 8:37 AM

OFFICE OF THE MAGISTRATES
 MAGISTRATE'S NEW REFERRALS / ASSIGNMENTS
 FROM 02/01/2026 TO 02/28/2026

CMSR429
 PAGE: 1

MAGISTRATE	NEW REFERRALS				Total
	CSPO	Tax Cert.	Tax Treas.	Non Tax	
<u>AUGUSTYN/KEVIN/C</u>	3	0	6	12	18
<u>BUCHA/STEPHEN/M</u>	4	0	8	18	26
<u>DAY/CHRISTOPHER/</u>	5	0	15	24	39
<u>DYKE/JOHN/T</u>	6	0	17	34	51
<u>GOZELANCZYK/BRIAN/S</u>	8	0	17	29	46
<u>HEGYES/DEAN/K</u>	2	0	18	23	41
<u>JACKSON/AMY/R</u>	3	0	15	16	31
<u>JACKSON/JIM/L</u>	2	0	13	26	39
<u>KLEIN/MONICA/</u>	6	0	13	26	39
<u>LUCAS/PAUL/</u>	4	0	14	26	40
<u>LUNSFORD/GINA/</u>	4	0	15	24	39
<u>Total</u>	47	0	151	258	409

Report CMSR1062 - Judicial Foreclosure Statistics by Judge

Report CMSR1062 provides a list of judicial foreclosure case activity for each Judge. The report identifies how many cases were pending at the beginning of the period. The new cases filed and cases that were transferred in or reactivated are added to the number pending at the beginning of the period. It then shows the type and number of terminations for the period. The total terminations are subtracted from the total pending which provides the pending at the end of the period.

CUYAHOGA COUNTY COURT OF COMMON PLEAS

DATE: 03/10/2026
TIME: 08:29 AM

Foreclosure Statistics by Judge
Reporting Period: February 2026

PAGE: 1
CMSR1062

Judge							
BELL, RICHARD A							
Pending at Beg of Period			New Cases Filed		Cases Transferred In / Reactivated		Total
68			11		0		79
Terminations							
Bankruptcy	0	Default	RefVacated	Court Trial	Dismiss	Other	Total
	0	1	0	0	3	4	8
Total Pending at End of Period							71
CLANCY, MAUREEN							
Pending at Beg of Period			New Cases Filed		Cases Transferred In / Reactivated		Total
67			11		1		79
Terminations							
Bankruptcy	1	Default	RefVacated	Court Trial	Dismiss	Other	Total
	1	1	0	0	3	2	7
Total Pending at End of Period							72
COLLIER-WILLIAMS, CASSANDRA							
Pending at Beg of Period			New Cases Filed		Cases Transferred In / Reactivated		Total
70			10		0		80
Terminations							
Bankruptcy	2	Default	RefVacated	Court Trial	Dismiss	Other	Total
	2	0	0	0	2	7	11
Total Pending at End of Period							69
CORRIGAN, PETER J							
Pending at Beg of Period			New Cases Filed		Cases Transferred In / Reactivated		Total
39			9		2		50
Terminations							
Bankruptcy	0	Default	RefVacated	Court Trial	Dismiss	Other	Total
	0	1	0	0	2	2	5
Total Pending at End of Period							45
FUERST, NANCY A							
Pending at Beg of Period			New Cases Filed		Cases Transferred In / Reactivated		Total
75			8		2		85
Terminations							
Bankruptcy	0	Default	RefVacated	Court Trial	Dismiss	Other	Total
	0	1	0	0	4	3	8
Total Pending at End of Period							77
GALL, STEVEN E							
Pending at Beg of Period			New Cases Filed		Cases Transferred In / Reactivated		Total
69			14		0		83
Terminations							
Bankruptcy	0	Default	RefVacated	Court Trial	Dismiss	Other	Total
	0	5	0	0	6	1	12
Total Pending at End of Period							71
GALLAGHER, HOLLIE L							
Pending at Beg of Period			New Cases Filed		Cases Transferred In / Reactivated		Total
53			11		3		67
Terminations							
Bankruptcy	0	Default	RefVacated	Court Trial	Dismiss	Other	Total
	0	0	0	0	4	1	5
Total Pending at End of Period							62
GALLAGHER, KELLY ANN							

CUYAHOGA COUNTY COURT OF COMMON PLEAS

DATE: 03/10/2026
 TIME: 08:29 AM

Foreclosure Statistics by Judge
 Reporting Period: February 2026

PAGE: 2
 CMSR1062

Judge							
	Pending at Beg of Period		New Cases Filed		Cases Transferred In / Reactivated		Total
	79		10		1		90
Terminations	Bankruptcy	Default	RefVacated	Court Trial	Dismiss	Other	Total
	1	3	0	0	2	6	12
	Total Pending at End of Period						78
GALLAGHER, SHANNON M							
	Pending at Beg of Period		New Cases Filed		Cases Transferred In / Reactivated		Total
	80		15		1		96
Terminations	Bankruptcy	Default	RefVacated	Court Trial	Dismiss	Other	Total
	0	4	0	0	3	6	13
	Total Pending at End of Period						83
HAGAN, EMILY							
	Pending at Beg of Period		New Cases Filed		Cases Transferred In / Reactivated		Total
	93		10		0		103
Terminations	Bankruptcy	Default	RefVacated	Court Trial	Dismiss	Other	Total
	1	2	0	0	3	4	10
	Total Pending at End of Period						93
KELLEY, KEVIN J							
	Pending at Beg of Period		New Cases Filed		Cases Transferred In / Reactivated		Total
	83		10		1		94
Terminations	Bankruptcy	Default	RefVacated	Court Trial	Dismiss	Other	Total
	0	1	0	0	2	8	11
	Total Pending at End of Period						83
KENNEDY, JOY							
	Pending at Beg of Period		New Cases Filed		Cases Transferred In / Reactivated		Total
	93		11		0		104
Terminations	Bankruptcy	Default	RefVacated	Court Trial	Dismiss	Other	Total
	2	5	0	0	10	5	22
	Total Pending at End of Period						82
KILBANE, ASHLEY							
	Pending at Beg of Period		New Cases Filed		Cases Transferred In / Reactivated		Total
	78		8		3		89
Terminations	Bankruptcy	Default	RefVacated	Court Trial	Dismiss	Other	Total
	0	6	0	0	7	5	18
	Total Pending at End of Period						71
KRIVOSH, KIRA							
	Pending at Beg of Period		New Cases Filed		Cases Transferred In / Reactivated		Total
	87		11		2		100
Terminations	Bankruptcy	Default	RefVacated	Court Trial	Dismiss	Other	Total
	0	4	0	0	9	7	20
	Total Pending at End of Period						80
MATIA, DAVID T							

CUYAHOGA COUNTY COURT OF COMMON PLEAS

DATE: 03/10/2026
 TIME: 08:29 AM

Foreclosure Statistics by Judge
 Reporting Period: February 2026

PAGE: 3
 CMSR1062

Judge							
	Pending at Beg of Period		New Cases Filed		Cases Transferred In / Reactivated		Total
	78		11		0		89
Terminations	Bankruptcy	Default	RefVacated	Court Trial	Dismiss	Other	Total
	0	2	0	0	6	9	17
	Total Pending at End of Period						72
MAZZONE, CARL J							
	Pending at Beg of Period		New Cases Filed		Cases Transferred In / Reactivated		Total
	69		11		0		80
Terminations	Bankruptcy	Default	RefVacated	Court Trial	Dismiss	Other	Total
	0	1	0	0	4	6	11
	Total Pending at End of Period						69
MCCORMICK, TIMOTHY							
	Pending at Beg of Period		New Cases Filed		Cases Transferred In / Reactivated		Total
	58		11		0		69
Terminations	Bankruptcy	Default	RefVacated	Court Trial	Dismiss	Other	Total
	0	0	0	0	2	5	7
	Total Pending at End of Period						62
MIDAY, SHERRIE							
	Pending at Beg of Period		New Cases Filed		Cases Transferred In / Reactivated		Total
	64		11		1		76
Terminations	Bankruptcy	Default	RefVacated	Court Trial	Dismiss	Other	Total
	0	2	0	1	2	3	8
	Total Pending at End of Period						68
MOONEY, BRIAN							
	Pending at Beg of Period		New Cases Filed		Cases Transferred In / Reactivated		Total
	88		11		0		99
Terminations	Bankruptcy	Default	RefVacated	Court Trial	Dismiss	Other	Total
	0	0	0	0	2	0	2
	Total Pending at End of Period						97
MOORE, LAUREN C							
	Pending at Beg of Period		New Cases Filed		Cases Transferred In / Reactivated		Total
	93		13		2		108
Terminations	Bankruptcy	Default	RefVacated	Court Trial	Dismiss	Other	Total
	1	3	0	0	4	7	15
	Total Pending at End of Period						93
MURPHY, MOLLIE ANN							
	Pending at Beg of Period		New Cases Filed		Cases Transferred In / Reactivated		Total
	76		8		0		84
Terminations	Bankruptcy	Default	RefVacated	Court Trial	Dismiss	Other	Total
	0	1	0	0	4	8	13
	Total Pending at End of Period						71
NICHOLSON, ANTONIO S							

CUYAHOGA COUNTY COURT OF COMMON PLEAS

DATE: 03/10/2026
TIME: 08:29 AM

Foreclosure Statistics by Judge
Reporting Period: February 2026

PAGE: 4
CMSR1062

Judge							
	Pending at Beg of Period		New Cases Filed	Cases Transferred In / Reactivated			Total
	86		11	1			98
Terminations	Bankruptcy	Default	RefVacated	Court Trial	Dismiss	Other	Total
	0	5	0	0	3	6	14
	Total Pending at End of Period						84
O'DONNELL, JENNIFER							
	Pending at Beg of Period		New Cases Filed	Cases Transferred In / Reactivated			Total
	66		13	1			80
Terminations	Bankruptcy	Default	RefVacated	Court Trial	Dismiss	Other	Total
	1	2	0	0	9	5	17
	Total Pending at End of Period						63
O'DONNELL, JOHN P							
	Pending at Beg of Period		New Cases Filed	Cases Transferred In / Reactivated			Total
	59		6	1			66
Terminations	Bankruptcy	Default	RefVacated	Court Trial	Dismiss	Other	Total
	0	3	0	0	1	0	4
	Total Pending at End of Period						62
RUSSO, JOHN J							
	Pending at Beg of Period		New Cases Filed	Cases Transferred In / Reactivated			Total
	67		7	0			74
Terminations	Bankruptcy	Default	RefVacated	Court Trial	Dismiss	Other	Total
	1	2	0	0	3	14	20
	Total Pending at End of Period						54
RUSSO, NANCY MARGARET							
	Pending at Beg of Period		New Cases Filed	Cases Transferred In / Reactivated			Total
	54		16	1			71
Terminations	Bankruptcy	Default	RefVacated	Court Trial	Dismiss	Other	Total
	0	1	0	0	4	3	8
	Total Pending at End of Period						63
SAFFOLD, JEFFREY P							
	Pending at Beg of Period		New Cases Filed	Cases Transferred In / Reactivated			Total
	69		12	0			81
Terminations	Bankruptcy	Default	RefVacated	Court Trial	Dismiss	Other	Total
	0	2	0	0	3	3	8
	Total Pending at End of Period						73
SANTOLI, ANDREW J.							
	Pending at Beg of Period		New Cases Filed	Cases Transferred In / Reactivated			Total
	91		10	3			104
Terminations	Bankruptcy	Default	RefVacated	Court Trial	Dismiss	Other	Total
	1	0	0	0	0	0	1
	Total Pending at End of Period						103
SHAUGHNESSY, MICHAEL P							

CUYAHOGA COUNTY COURT OF COMMON PLEAS

DATE: 03/10/2026
TIME: 08:29 AM

Foreclosure Statistics by Judge
Reporting Period: February 2026

PAGE: 5
CMSR1062

Judge							
	Pending at Beg of Period		New Cases Filed	Cases Transferred In / Reactivated			Total
	50		0	3			53
Terminations	Bankruptcy	Default	RefVacated	Court Trial	Dismiss	Other	Total
	0	2	0	0	1	6	9
Total Pending at End of Period							44
SHEEHAN, BRENDAN J							
	Pending at Beg of Period		New Cases Filed	Cases Transferred In / Reactivated			Total
	49		7	1			57
Terminations	Bankruptcy	Default	RefVacated	Court Trial	Dismiss	Other	Total
	0	1	0	0	0	5	6
Total Pending at End of Period							51
SPELLACY, JOHN J							
	Pending at Beg of Period		New Cases Filed	Cases Transferred In / Reactivated			Total
	50		13	1			64
Terminations	Bankruptcy	Default	RefVacated	Court Trial	Dismiss	Other	Total
	0	1	0	0	2	2	5
Total Pending at End of Period							59
SYNENBERG, JOAN							
	Pending at Beg of Period		New Cases Filed	Cases Transferred In / Reactivated			Total
	74		10	1			85
Terminations	Bankruptcy	Default	RefVacated	Court Trial	Dismiss	Other	Total
	1	1	0	0	2	3	7
Total Pending at End of Period							78
TURNER, DEBORAH M							
	Pending at Beg of Period		New Cases Filed	Cases Transferred In / Reactivated			Total
	87		9	0			96
Terminations	Bankruptcy	Default	RefVacated	Court Trial	Dismiss	Other	Total
	0	3	0	0	2	5	10
Total Pending at End of Period							86
VODREY, WILLIAM F. B.							
	Pending at Beg of Period		New Cases Filed	Cases Transferred In / Reactivated			Total
	91		14	0			105
Terminations	Bankruptcy	Default	RefVacated	Court Trial	Dismiss	Other	Total
	0	0	0	0	1	0	1
Total Pending at End of Period							104

Monthly Summary

MONTHLY SUMMARY

February 2026

NAME	PEND	ASSIGNED			TRIALS						DISP	PENDING				+ -
		CV	CR	TOT	JURY			COURT				CV	FR	CR	TOT	
Richard A. Bell	369	55	19	74	0	1	1	0	0	0	97	210	67	69	346	+ 23
Maureen Clancy	357	62	32	94	0	0	0	0	0	0	86	205	68	92	365	- 8
Cassandra Collier-Willia	489	57	23	80	0	0	0	0	0	0	70	305	64	130	499	- 10
Peter J. Corrigan	597	59	32	91	0	3	3	0	0	0	141	318	44	185	547	+ 50
Nancy A. Fuerst	465	57	29	86	3	0	3	1	0	1	80	282	76	113	471	- 6
Steven E. Gall	503	59	20	79	0	0	0	0	0	0	105	291	69	117	477	+ 26
Hollie L. Gallagher	434	61	28	89	0	0	0	0	0	0	102	281	61	79	421	+ 13
Kelly A. Gallagher	483	60	26	86	0	0	0	0	1	1	147	266	75	81	422	+ 61
Shannon M. Gallagher	413	58	34	92	0	0	0	0	0	0	84	236	82	103	421	- 8
Emily Hagan	476	53	32	85	0	1	1	0	0	0	84	251	91	135	477	- 1
Kevin J. Kelley	465	55	22	77	0	1	1	0	1	1	89	249	82	122	453	+ 12
Joy Kennedy	445	57	20	77	0	1	1	1	0	1	91	227	80	124	431	+ 14
Ashley Kilbane	444	70	21	91	0	1	1	0	0	0	110	249	68	108	425	+ 19
Kira Krivosh	499	57	32	89	0	0	0	0	0	0	88	270	79	151	500	- 1
David T. Matia	457	56	25	81	0	0	0	0	0	0	79	274	70	115	459	- 2
Carl J. Mazzone	443	57	25	82	0	1	1	0	0	0	85	279	68	93	440	+ 3
Timothy McCormick	435	57	29	86	0	0	0	0	0	0	87	278	60	96	434	+ 1
Sherrie Miday	465	58	30	88	0	0	0	0	1	1	81	293	65	114	472	- 7
Brian Mooney	493	58	22	80	0	0	0	0	1	1	80	271	95	127	493	0
Lauren C. Moore	667	58	25	83	0	0	0	0	0	0	112	339	91	208	638	+ 29
Mollie Ann Murphy	531	57	25	82	1	0	1	0	2	2	105	326	66	116	508	+ 23
Antonio S. Nicholson	702	57	28	85	0	0	0	0	1	1	102	438	81	166	685	+ 17
Jennifer O'Donnell	494	59	29	88	0	0	0	0	1	1	108	257	62	155	474	+ 20
John P. O'Donnell	452	59	31	90	0	0	0	0	0	0	83	292	61	106	459	- 7
John J. Russo	408	57	36	93	0	2	2	0	0	0	107	246	53	95	394	+ 14
Nancy Margaret Russo	239	59	28	87	0	0	0	0	0	0	71	129	62	64	255	- 16
Jeffrey P. Saffold	385	58	29	87	0	0	0	0	1	1	96	226	72	78	376	+ 9
Andrew J. Santoli	482	57	23	80	0	0	0	0	0	0	62	307	98	95	500	- 18
Michael P. Shaughnessy	405	4	7	11	0	0	0	0	3	3	86	220	44	66	330	+ 75
Brendan J. Sheehan	176	56	25	81	0	0	0	0	0	0	30	139	49	39	227	- 51
John J. Spellacy	446	58	31	89	1	0	1	1	0	1	83	288	58	106	452	- 6
Joan Synenberg	394	60	25	85	0	1	1	0	0	0	74	251	75	79	405	- 11
Deborah M. Turner	491	53	25	78	1	1	2	0	0	0	83	271	85	130	486	+ 5
William F.B. Vodrey	477	54	38	92	0	1	1	0	0	0	76	224	103	166	493	- 16
TOTALS	15481	1912	906	2818	6	14	20	3	12	15	3064	8988	2424	3823	15235	+ 246

Year to Date Summary

SUMMARY FOR THE COURT

January - February 2026

NAME	PEND	ASSIGNED			TRIALS						DISP	PENDING				+
		CV	CR	TOT	JURY			COURT				CV	FR	CR	TOT	
Richard A. Bell	356	112	44	156	0	1	1	0	0	0	166	210	67	69	346	+ 10
Maureen Clancy	373	127	56	183	0	1	1	0	0	0	191	205	68	92	365	+ 8
Cassandra Collier-Willia	496	115	47	162	1	0	1	0	0	0	159	305	64	130	499	- 3
Peter J. Corrigan	558	120	65	185	0	3	3	0	0	0	196	318	44	185	547	+ 11
Nancy A. Fuerst	455	124	58	182	3	2	5	1	0	1	166	282	76	113	471	- 16
Steven E. Gall	500	119	51	170	0	1	1	0	0	0	193	291	69	117	477	+ 23
Hollie L. Gallagher	420	122	49	171	0	1	1	0	1	1	170	281	61	79	421	- 1
Kelly A. Gallagher	474	117	47	164	0	0	0	0	1	1	216	266	75	81	422	+ 52
Shannon M. Gallagher	426	117	61	178	0	0	0	0	0	0	183	236	82	103	421	+ 5
Emily Hagan	487	110	62	172	0	3	3	0	0	0	182	251	91	135	477	+ 10
Kevin J. Kelley	458	113	51	164	0	1	1	0	1	1	169	249	82	122	453	+ 5
Joy Kennedy	464	113	45	158	1	1	2	1	0	1	191	227	80	124	431	+ 33
Ashley Kilbane	413	129	45	174	0	1	1	1	0	1	162	249	68	108	425	- 12
Kira Krivosh	506	118	56	174	0	1	1	0	0	0	180	270	79	151	500	+ 6
David T. Matia	439	110	54	164	0	1	1	0	0	0	144	274	70	115	459	- 20
Carl J. Mazzone	458	119	54	173	0	1	1	0	0	0	191	279	68	93	440	+ 18
Timothy McCormick	430	118	60	178	0	1	1	0	0	0	174	278	60	96	434	- 4
Sherrie Miday	449	117	60	177	0	1	1	0	1	1	154	293	65	114	472	- 23
Brian Mooney	497	116	51	167	0	0	0	0	1	1	171	271	95	127	493	+ 4
Lauren C. Moore	632	115	55	170	0	0	0	0	0	0	164	339	91	208	638	- 6
Mollie Ann Murphy	543	113	63	176	1	4	5	0	2	2	211	326	66	116	508	+ 35
Antonio S. Nicholson	672	116	54	170	0	0	0	0	1	1	157	438	81	166	685	- 13
Jennifer O'Donnell	501	121	61	182	0	0	0	0	1	1	209	257	62	155	474	+ 27
John P. O'Donnell	455	124	54	178	0	0	0	2	0	2	174	292	61	106	459	- 4
John J. Russo	398	115	59	174	0	3	3	0	0	0	178	246	53	95	394	+ 4
Nancy Margaret Russo	263	128	52	180	0	0	0	0	0	0	188	129	62	64	255	+ 8
Jeffrey P. Saffold	375	122	58	180	0	1	1	0	1	1	179	226	72	78	376	- 1
Andrew J. Santoli	482	119	52	171	0	1	1	0	0	0	153	307	98	95	500	- 18
Michael P. Shaughnessy	426	37	28	65	0	1	1	0	3	3	161	220	44	66	330	+ 96
Brendan J. Sheehan	165	97	44	141	0	0	0	0	16	16	79	139	49	39	227	- 62
John J. Spellacy	438	115	61	176	1	2	3	1	0	1	162	288	58	106	452	- 14
Joan Synenberg	404	117	53	170	0	1	1	0	0	0	169	251	75	79	405	- 1
Deborah M. Turner	484	110	48	158	1	1	2	0	0	0	156	271	85	130	486	- 2
William F.B. Vodrey	458	115	71	186	0	2	2	1	0	1	151	224	103	166	493	- 35
TOTALS	15355	3900	1829	5729	8	36	44	7	29	36	5849	8988	2424	3823	15235	+ 120

Corrections/Adjustments

Correction for page 15 of the January report.

The numbers shown were for the February report. The correct numbers for January are shown on the following page.

Overall Arraignment Statistics

The arraignment statistics were provided by the Criminal Records Department. They are provided to give a representation of arraignment activity in the Court in 2026. These statistics include jail and non – jail arraignments.

