



CUYAHOGA COUNTY COMMON PLEAS COURT

***Statistics Report
December 2025***

***Brendan J. Sheehan
Administrative and Presiding Judge***

TABLE OF CONTENTS

Criminal Statistics

Newly Filed, Re-Activated and Transferred in Cases _____	4
Yearly Criminal Terminations _____	5
Pending Criminal Cases End of Period _____	6
Clearance Rate _____	7
Arrest to Disposition Timeline _____	8
Average Arrest to Disposition Timeline (Jail Cases) _____	9
Average Arrest to Disposition Timeline (Non-Jail Cases) _____	10
Average Arrest to Disposition Timeline (Jail and Non-Jail Cases) _____	11
Yearly Average Arrest to Disposition Timeline _____	12
Indictments and Informations Filed With the Clerk of Courts _____	13
Bail Case Arraignment Activity _____	14
Overall Arraignment Statistics _____	15

Foreclosure Statistics

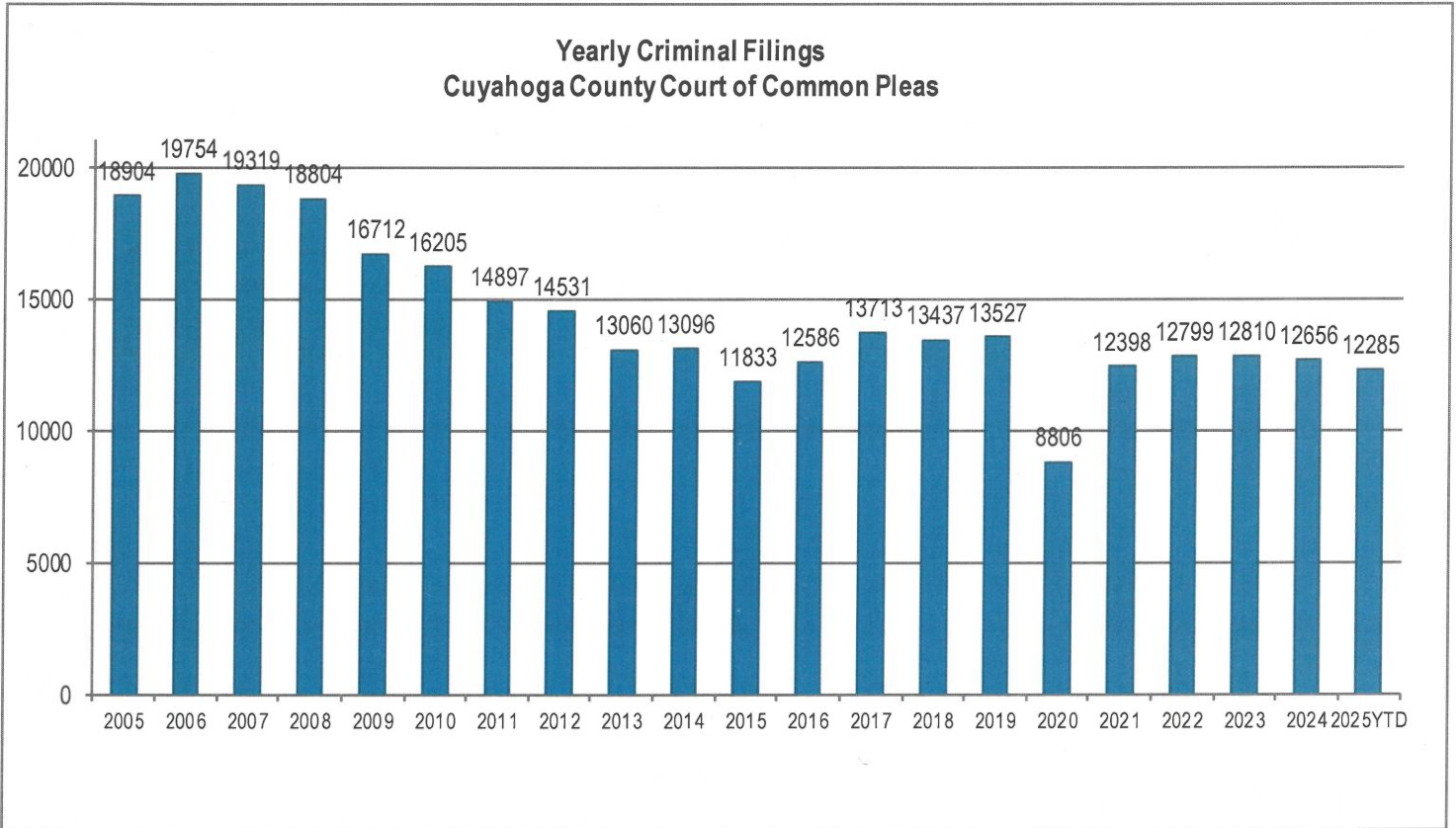
Total Pending Judicial Foreclosure Cases Referred to Magistrates _____	17
Total Pending Tax Lien & Certificate Cases Referred to Magistrates _____	18
Percentage of Pending Judicial Foreclosure Cases By Filing Year _____	19
Judicial Foreclosure Clearance Rate Year 2024 _____	20
Avg. Number of Days to Disp. (Excl. Bank. Stays & Tax Lien & Tax Cert.) _____	21
Avg. Number of Days to Disp. (Excl. Bank. Stays & Incl. Tax Lien & Tax Cert.) _____	22
Total New Judicial Foreclosure Filings _____	23
New Marsh of Lien/Quiet Title/Partition Case Filings for Years 2011 – 2024 YTD _____	23
New Marsh of Lien/Quiet Title/Partition Case Filings by month for 2024 YTD _____	24
New Tax Lien & Certificate Filings for Years 2011 – 2024 YTD _____	25
New Tax Lien & Certificate Filings by Month for Year 2024 YTD _____	25
Total New Judicial Foreclosure Filings Years 2011 – 2024 YTD _____	26
Total New Judicial Foreclosure Filings by Month for Year 2024 YTD _____	26
Magistrate’s Monthly Reports _____	27
Report CMSR1062 - Judicial Foreclosure Statistics by Judge _____	35
Monthly Summary _____	41
Year to Date Summary _____	43
Corrections/Adjustments _____	45

Criminal Case Statistics

CUYAHOGA COUNTY COMMON PLEAS COURT

Newly Filed, Re-Activated and Transferred in Cases

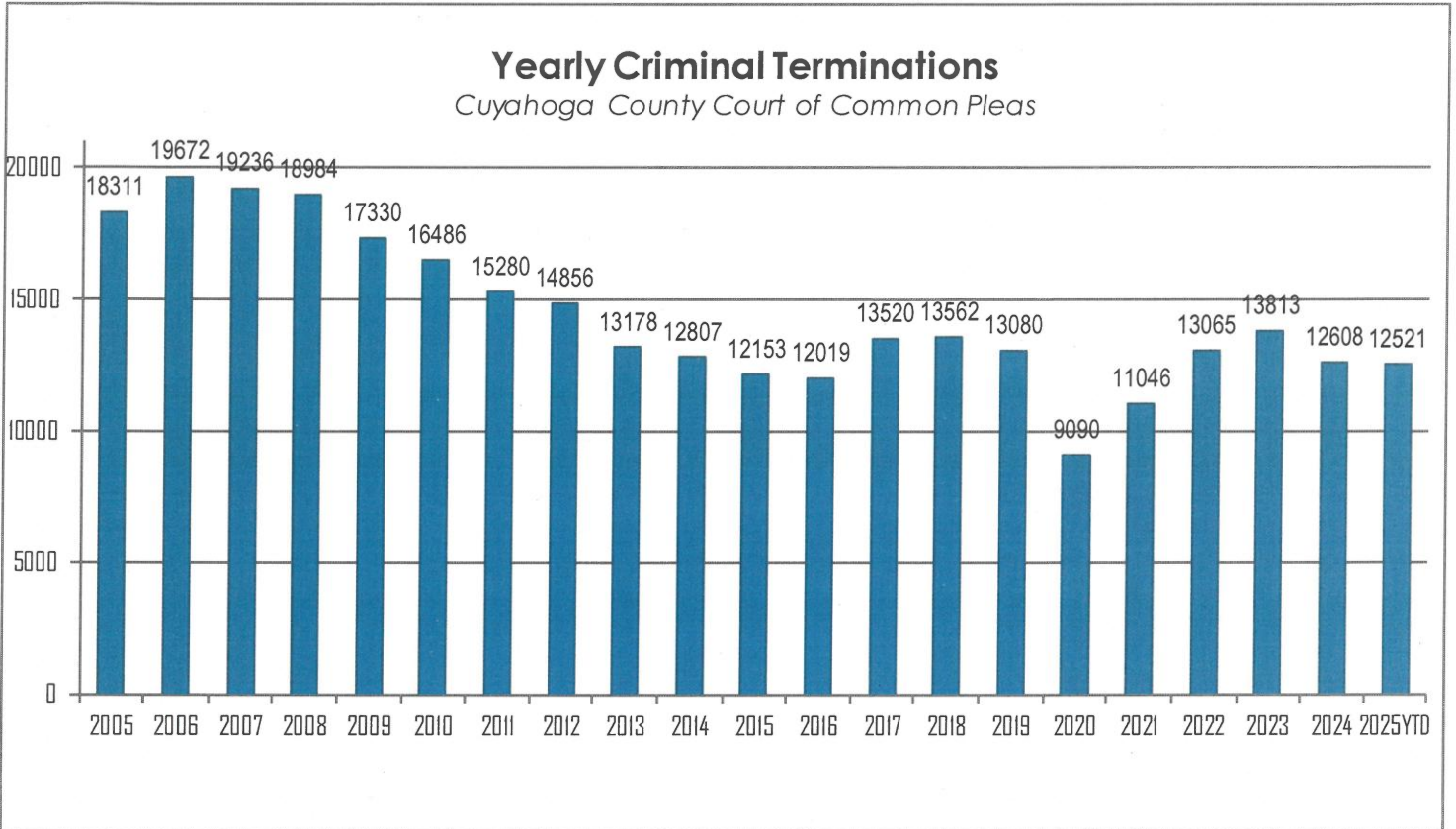
The following chart is a representation of all filed cases in Cuyahoga County Court of Common Pleas from 2005 – December 2025. Newly filed cases are defined as having been arraigned and assigned to a Judge. Re-activated cases are defined as cases where a defendant was unavailable for trial and has now become ready to proceed. Transferred cases are defined as cases moved from one judge's docket to another. This could be due to re-assignment to a Mental Health Judge or after additional information indicates that by Court rule, the case should have been assigned to another Judge.



CUYAHOGA COUNTY COMMON PLEAS COURT

Yearly Criminal Terminations

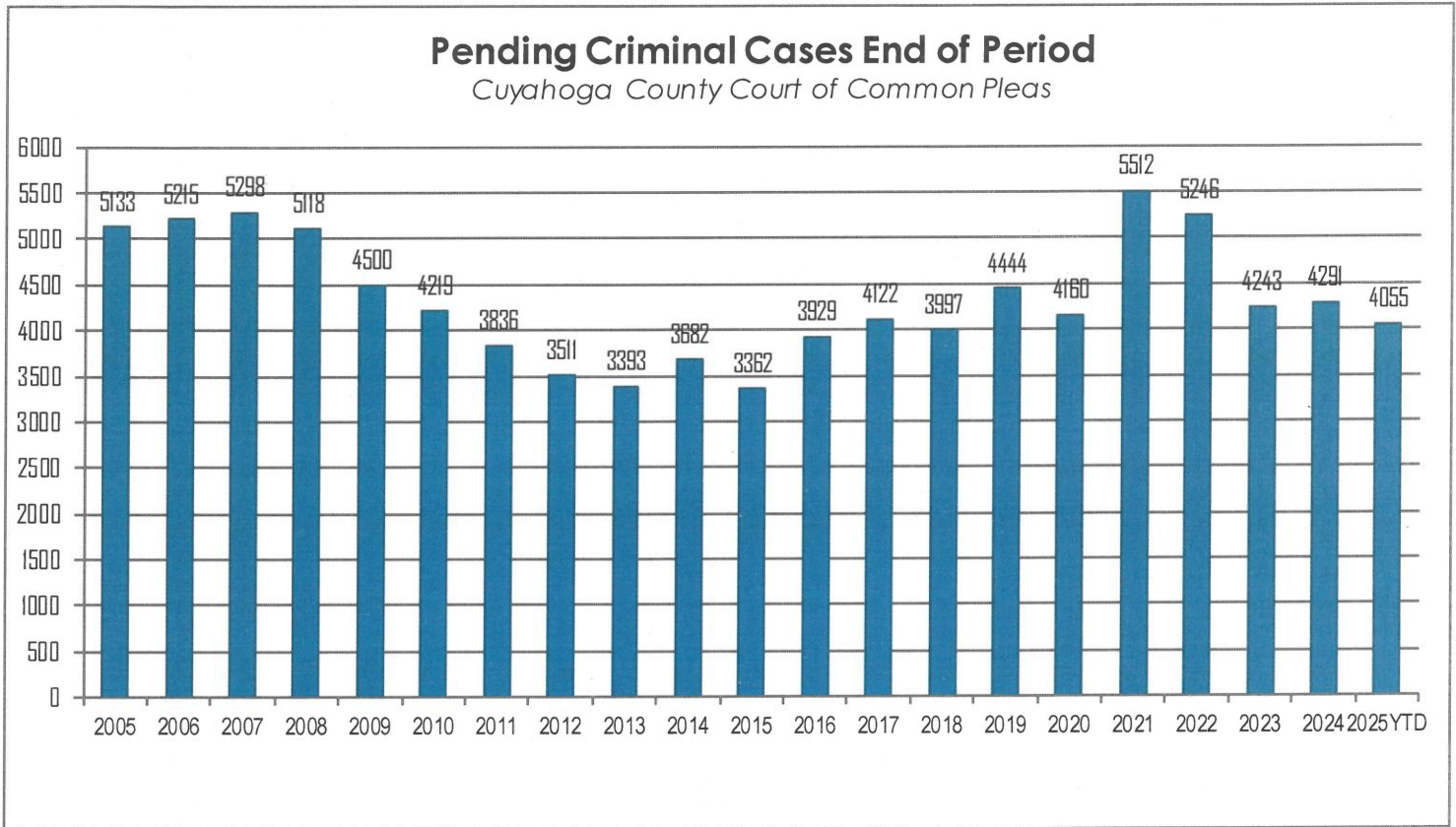
The following chart represents cases that have been terminated by the court from 2005 – December 2025. These cases have been terminated either by trial; plea, dismissal or a defendant is unavailable for trial or sentencing.



CUYAHOGA COUNTY COMMON PLEAS COURT

Pending Criminal Cases End of Period

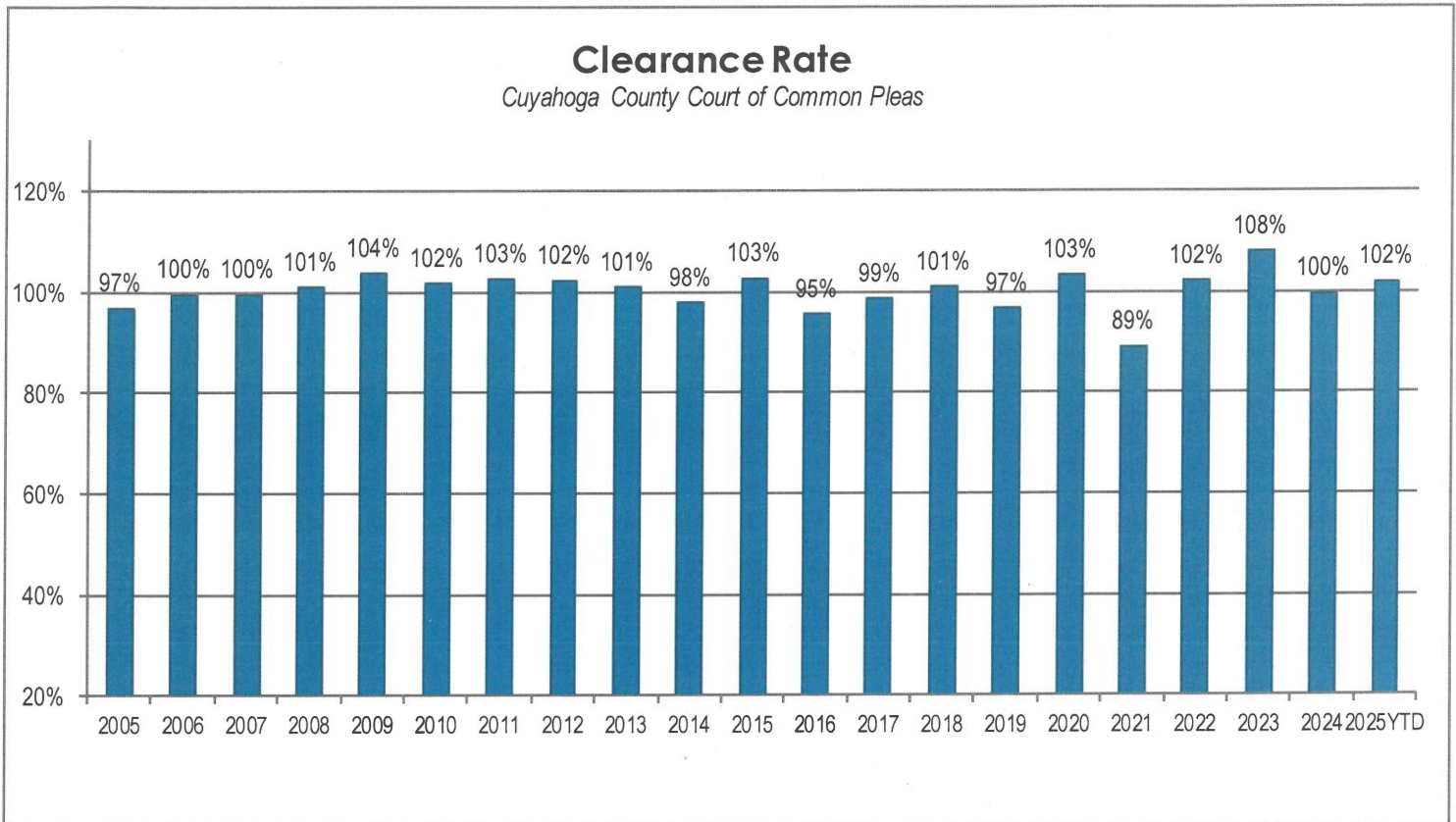
The following chart represents the total number of cases pending at the end of the reporting period from 2005 – December 2025. Pending criminal cases at the end of the period is determined by adding the total number of pending cases at the beginning of the reporting period, and all newly filed, re-activated and transferred in cases. The total number of cases terminated in the period is subtracted from the sum total pending at the beginning of the period to give the value pending at the end of the period.



CUYAHOGA COUNTY COMMON PLEAS COURT

Clearance Rate

The Clearance Rate is the total number of outgoing cases as a percentage of the number of incoming cases. Clearance rate measures whether the court is keeping up with its incoming caseload. If cases are not disposed in a timely manner, a backlog of cases awaiting disposition will grow. A Clearance Rate of 100% indicates that at least as many cases have been filed, reopened, or reactivated in a period have been disposed.



Arrest to Disposition Timeline

Arrest to disposition timeline is a method to measure how felony cases flow through the Cuyahoga County Criminal Justice System. By capturing how long a case takes to move from stage to stage, we can examine where problems may exist and where potential improvements in case processing can be made.

The source data was extracted from the Cuyahoga County Court of Common Pleas Case Management System. The overall population of sample data was based on cases terminated in a given month excluding cases that have gone through diversion programs. A case is defined as a defendant and all charges involved in a single incident. The period for the extracted data is from December 2025.

The stages examined were:

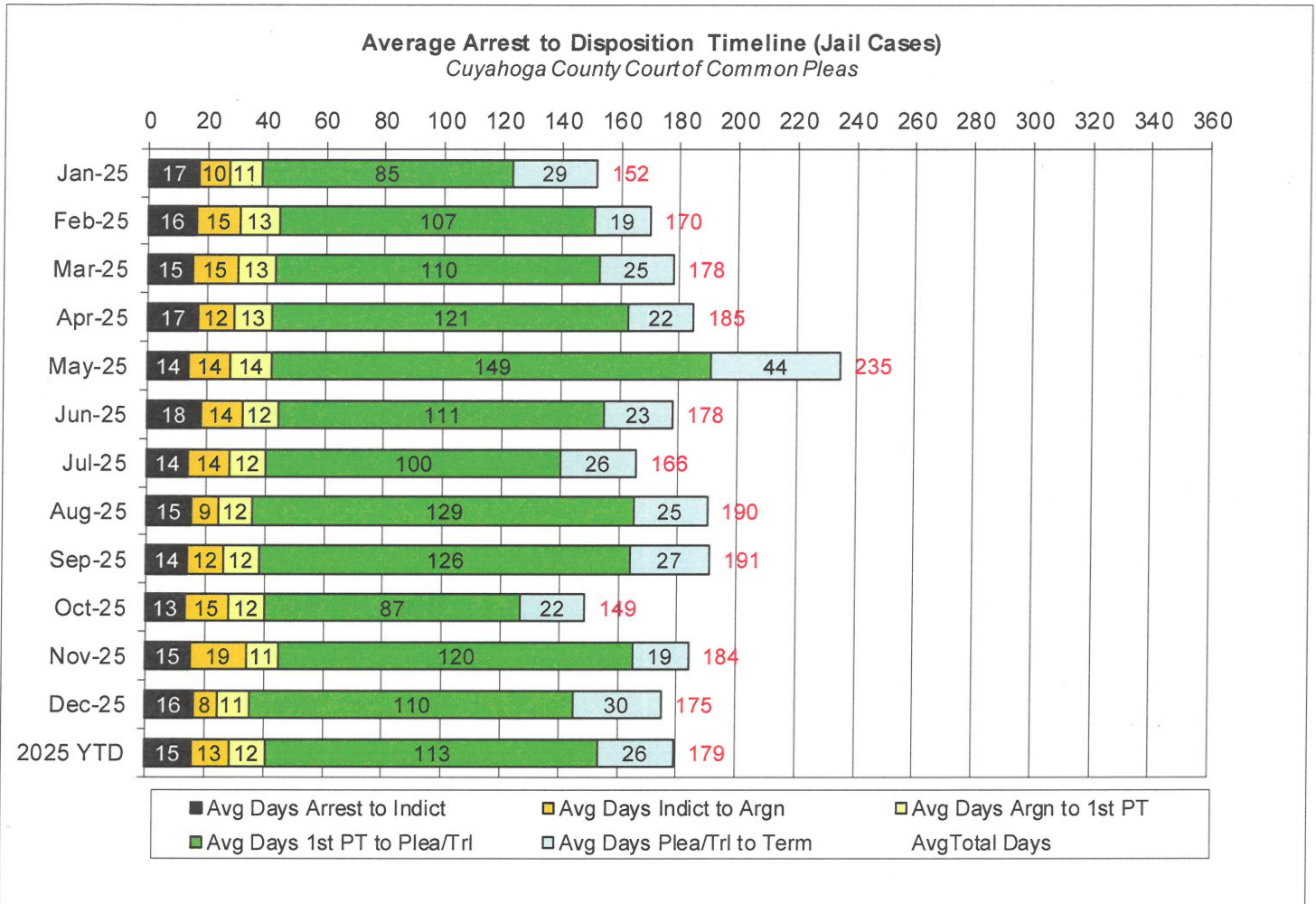
Arrest to Indictment
Indictment to Arraignment
Arraignment to 1st Pre-Trial
1st Pre-Trial to Plea/Trial
Plea/Trial to Termination

Due to the fact that each case may or may not have all of the stage date elements, a method to arrive at stage averages was applied. For a case to be included in the average for a stage there would need to be both dates for the given stage. A case would be included in the Arrest to Indictment stage if both arrest date and indictment date were available. This method was applied to each of the five stages. Next we calculated the total number of cases that met the date criteria for each of the ranges and also the total number of days between each date. To arrive at an average, the total number of days for each case in each range was calculated and divided by the total number of cases that met the date criteria. If a case had a time period or periods where the defendant was capiased or referred to the Psych Clinic, that amount of time was subtracted from the appropriate range. For re-indicted cases, the original arrest date is used.

The following three charts are for Jail, Non-Jail and combined Jail and Non-Jail cases. Jail and Non-Jail cases are defined by the posting of bond prior to plea or trial.

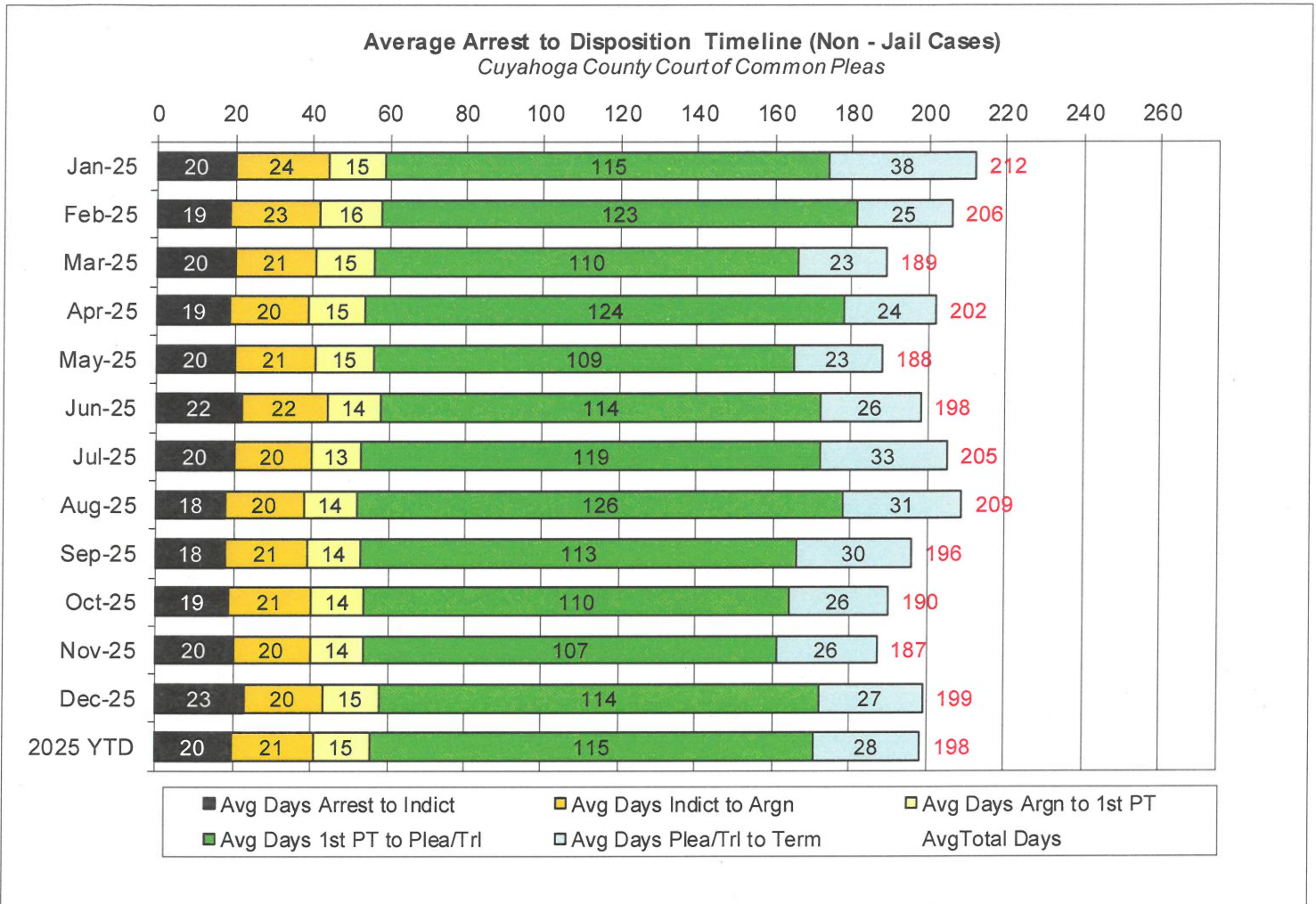
CUYAHOGA COUNTY COMMON PLEAS COURT

Average Arrest to Disposition Timeline (Jail Cases)



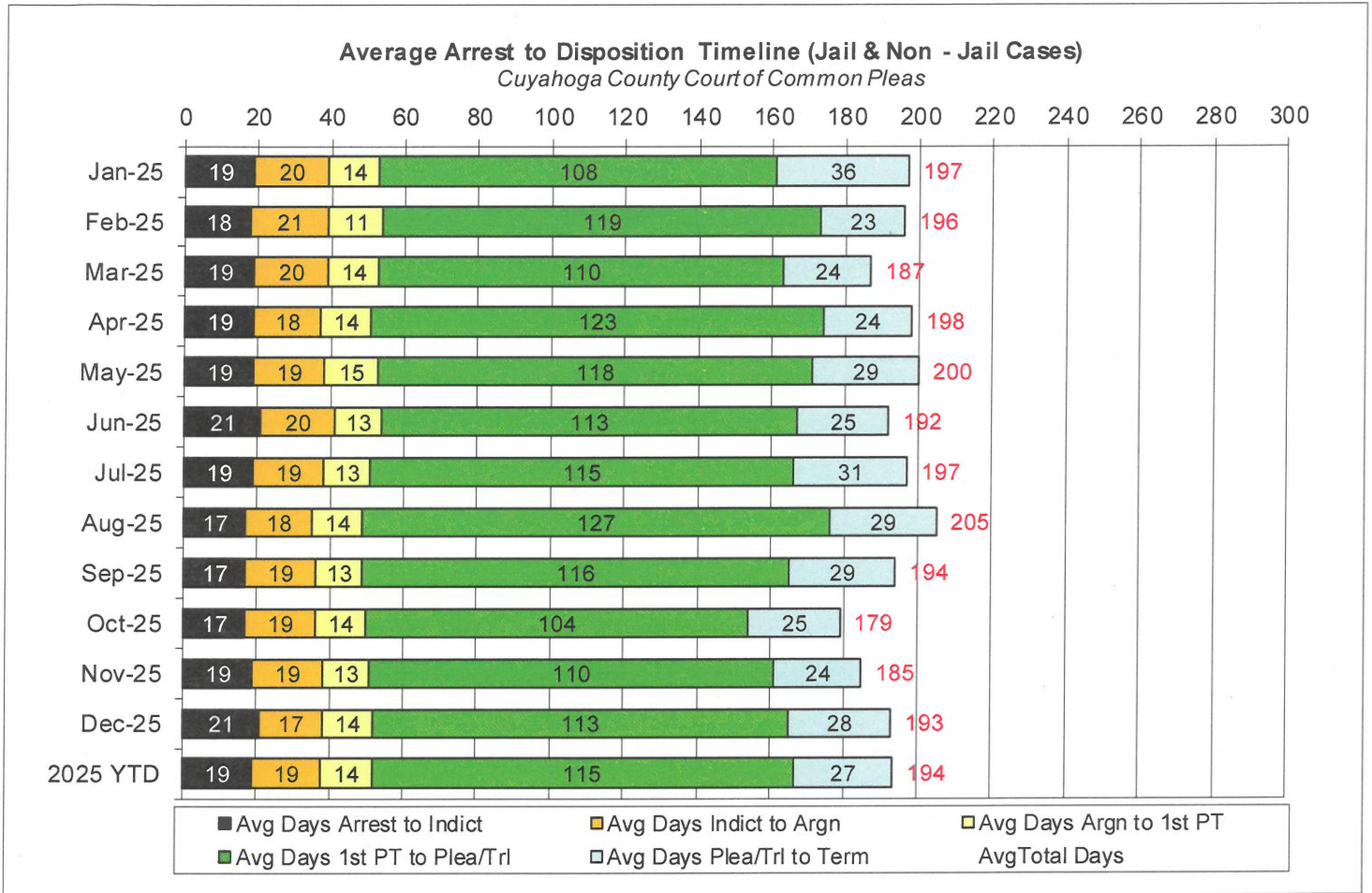
CUYAHOGA COUNTY COMMON PLEAS COURT

Average Arrest to Disposition Timeline (Non-Jail Cases)



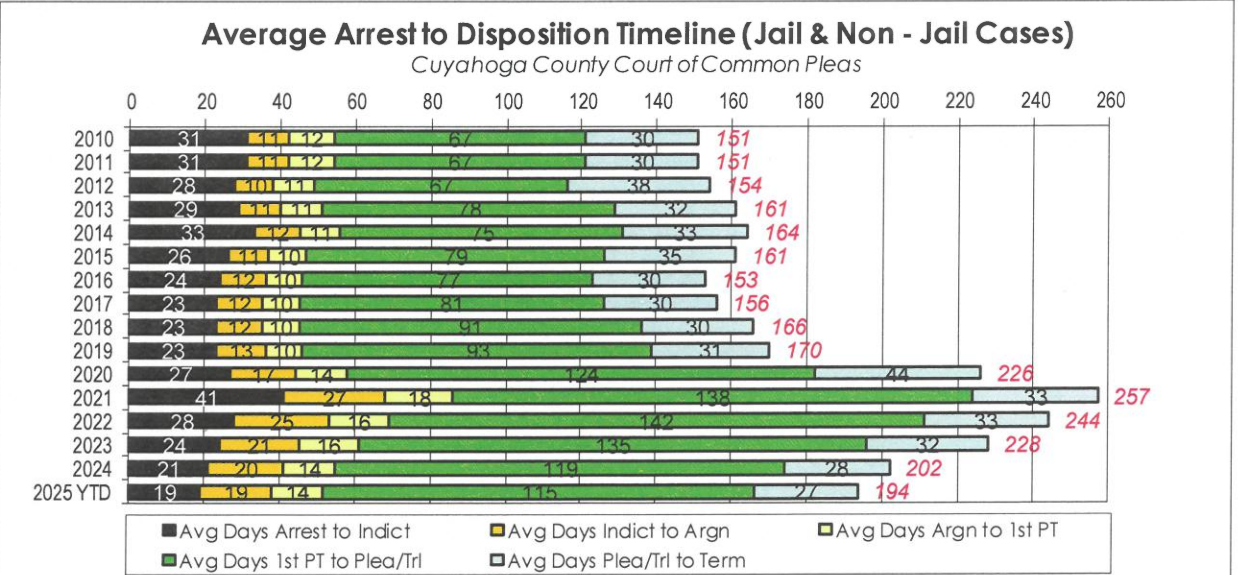
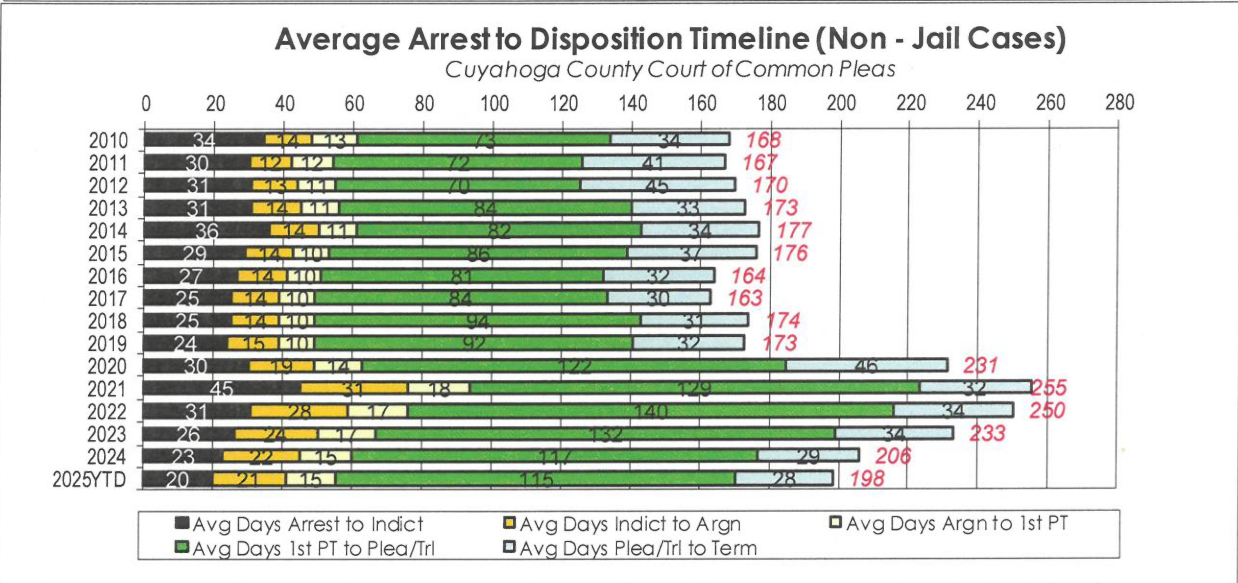
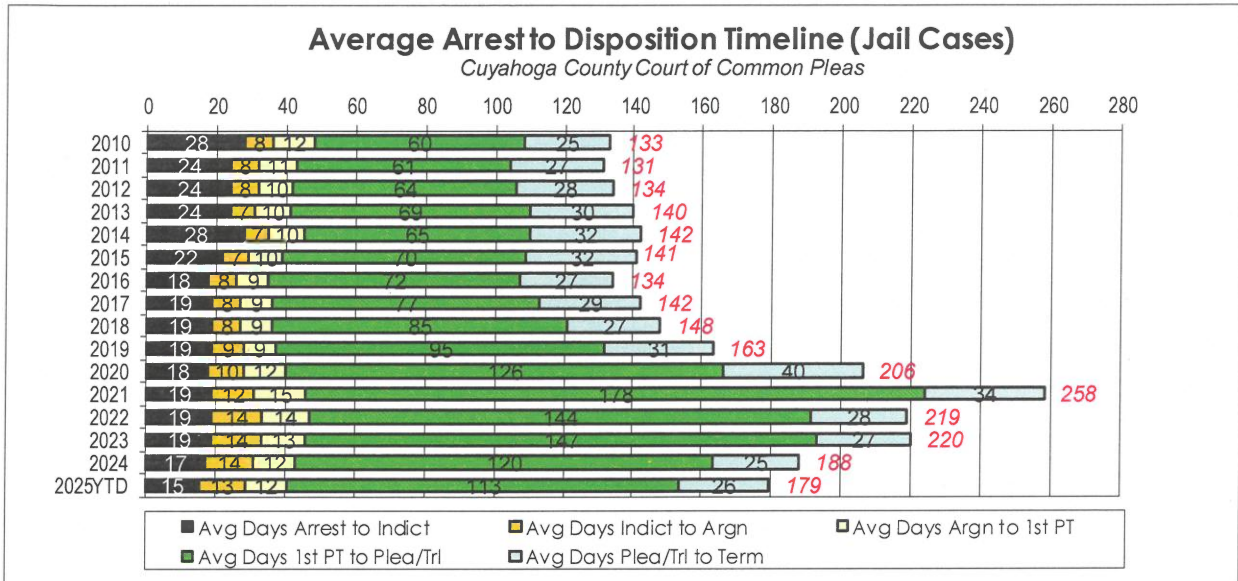
CUYAHOGA COUNTY COMMON PLEAS COURT

Average Arrest to Disposition Timeline (Jail and Non-Jail Cases)



CUYAHOGA COUNTY COMMON PLEAS COURT

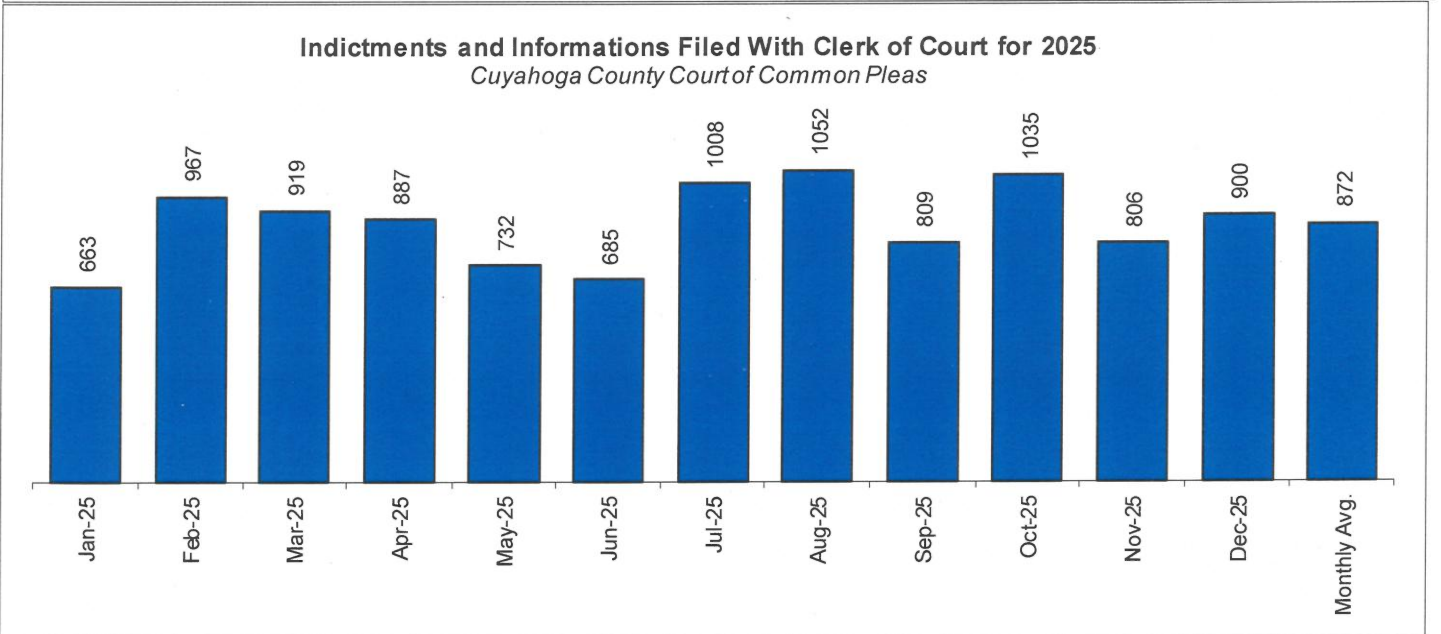
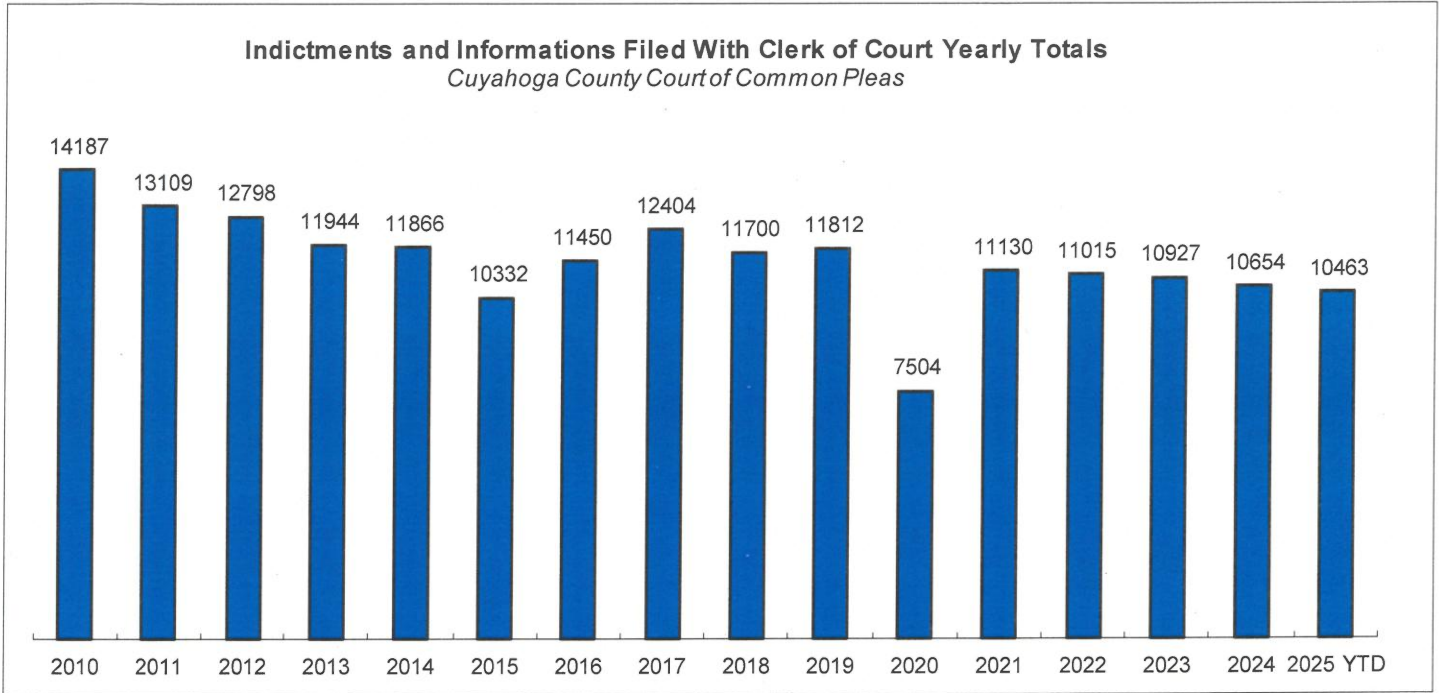
Yearly Average Arrest to Disposition Timeline



CUYAHOGA COUNTY COMMON PLEAS COURT

Indictments and Informations Filed With the Clerk of Courts

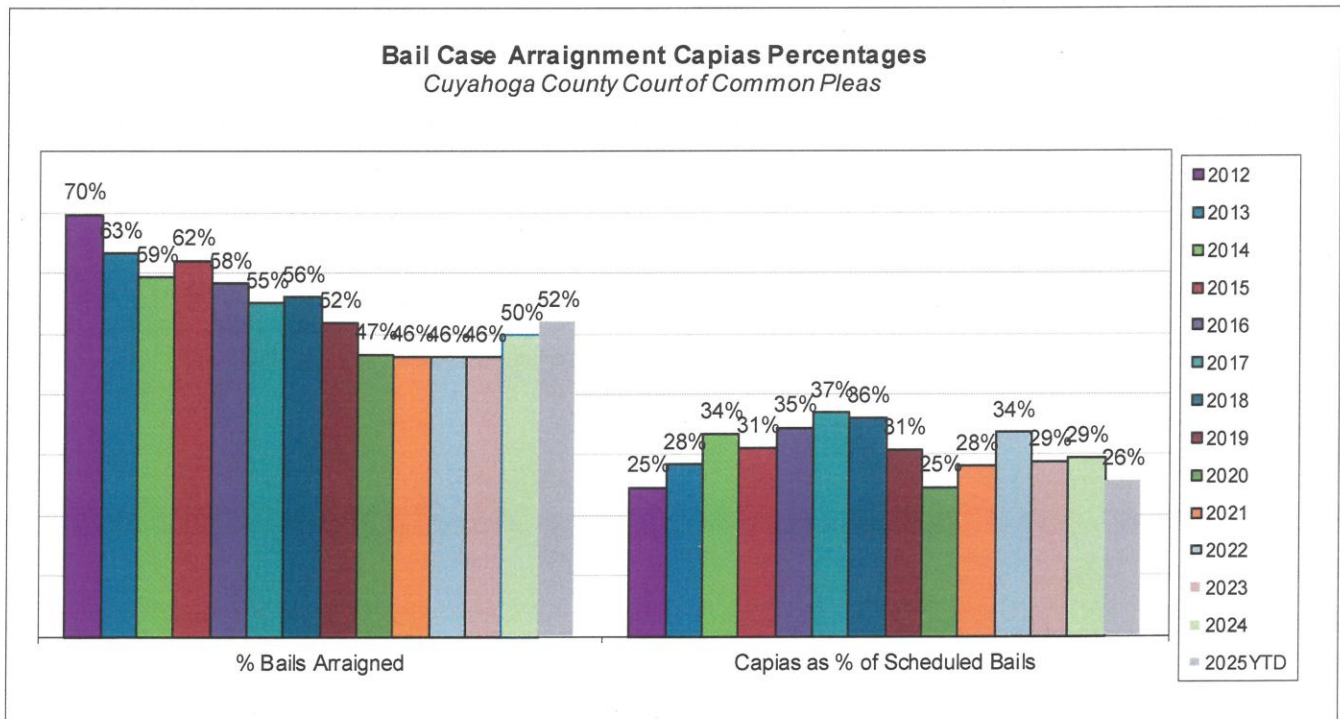
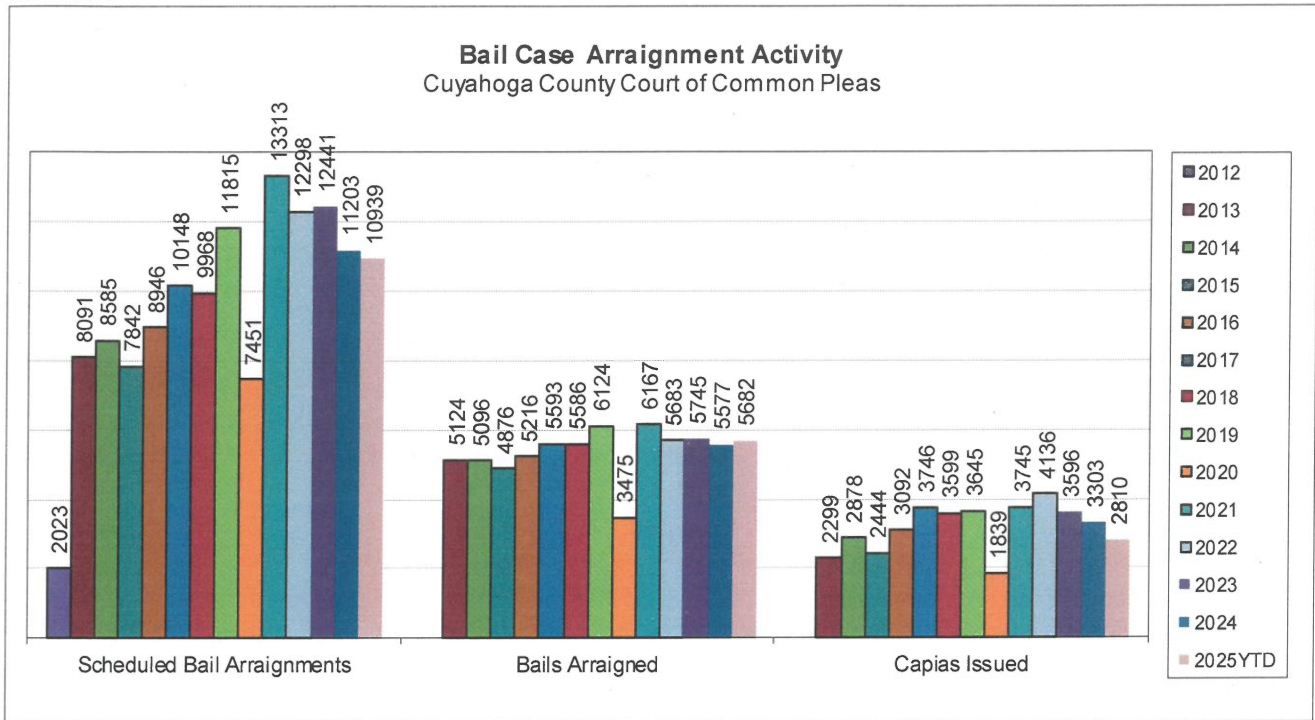
The following charts are reflective of Indictments and Informations filed with the Criminal Clerk of Courts from 2010. The source for this information was the Criminal Clerk's Office.



CUYAHOGA COUNTY COMMON PLEAS COURT

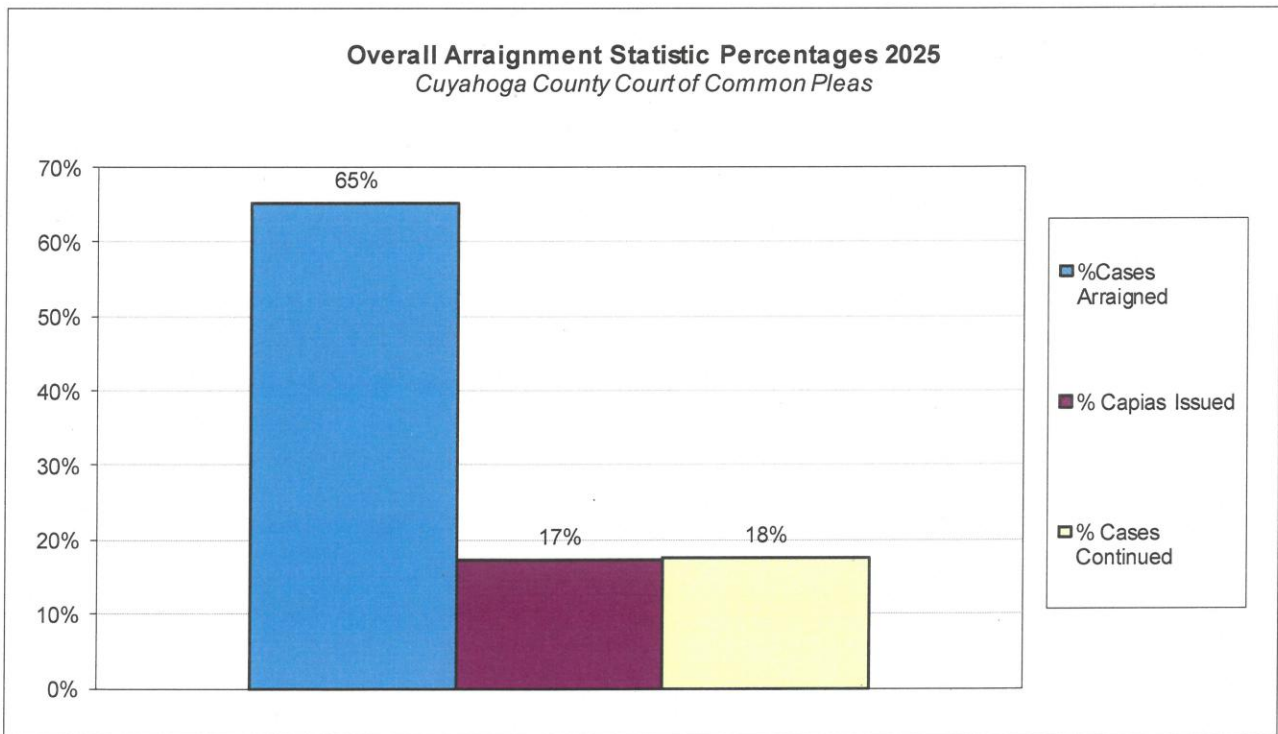
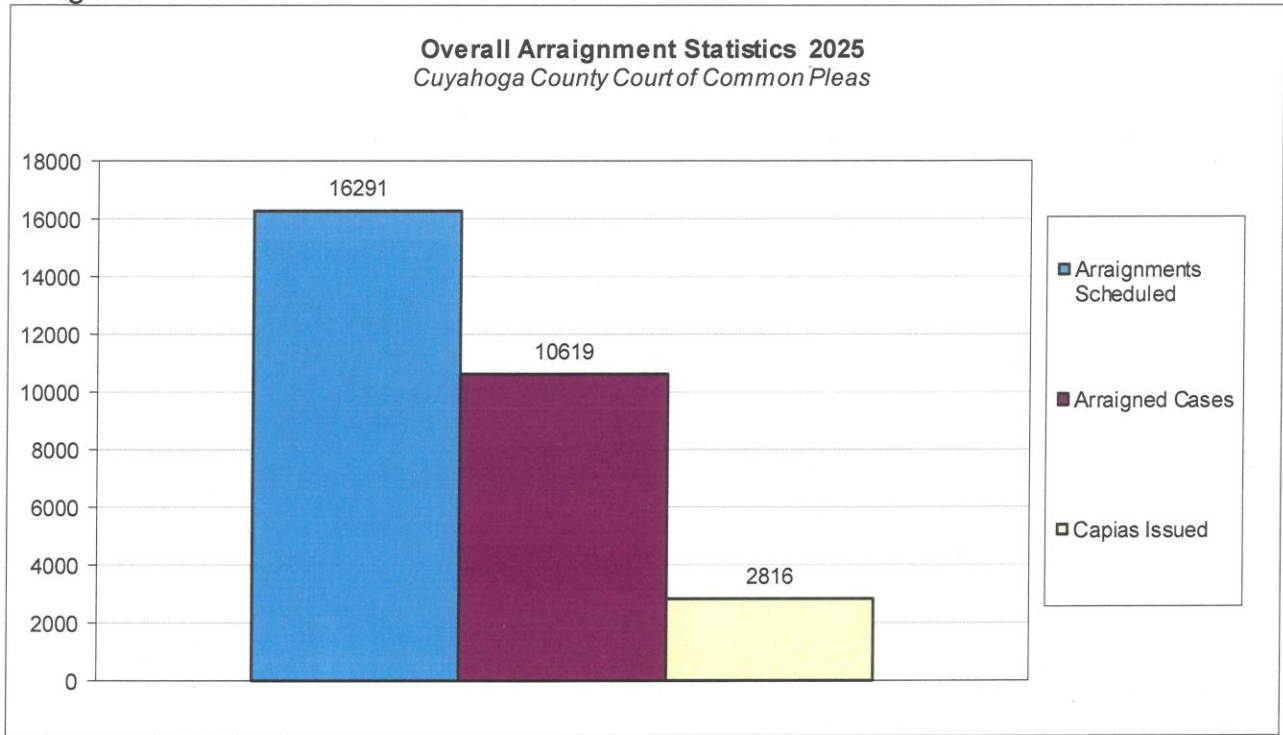
Bail Case Arraignment Activity

The following charts are reflective of arraignment activity where the defendant was not incarcerated at the time of arraignment. The source for this information was the Criminal Records Department.



Overall Arraignment Statistics

The arraignment statistics were provided by the Criminal Records Department. They are provided to give a representation of arraignment activity in the Court in 2025. These statistics include jail and non – jail arraignments.



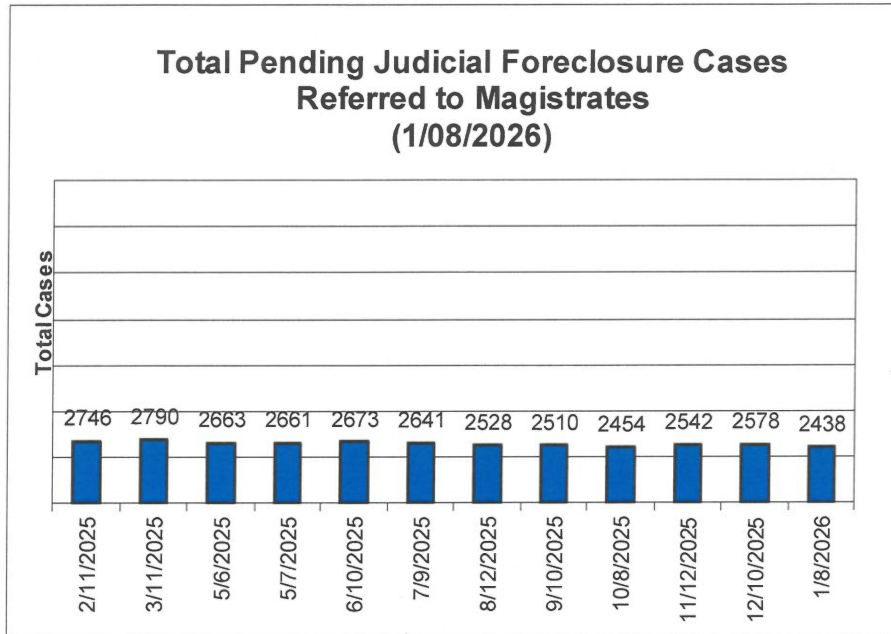
Judicial Foreclosure Statistics¹

¹ For clarification purposes, Foreclosure cases in this report are identified as Judicial Foreclosure filings (filing codes 1460 (Foreclosure Marsh. Of Lien), 1465(Tax Lien), 1466 (Tax Certificate), 1470 (Quiet Title), and 1480 (Partition)). These cases are different from Board of Revision Foreclosures, which are not reported here.

CUYAHOGA COUNTY COMMON PLEAS COURT

Total Pending Judicial Foreclosure Cases Referred to Magistrates

The following chart is a display of the total number of pending Judicial Foreclosure cases referred to the Magistrates on specific dates. The table below shows the number of these cases pending from each year since 2012.

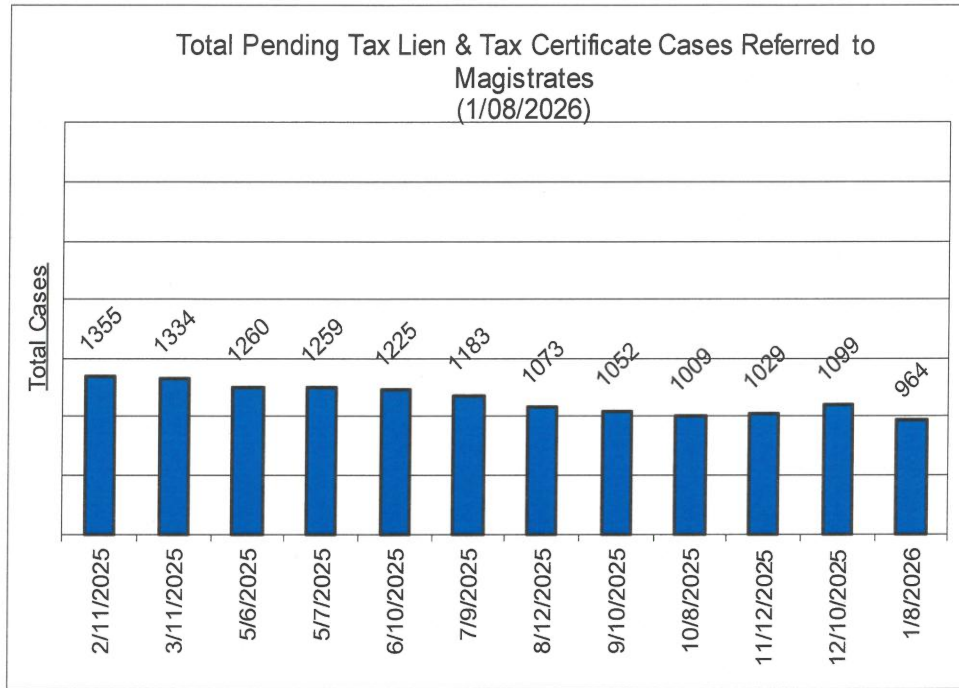


	As of:	2/11/2025	3/11/2025	5/6/2025	5/7/2025	6/10/2025	7/9/2025	8/12/2025	9/10/2025	10/8/2025	11/12/2025	12/10/2025	1/8/2026
Year													
2010		0	0	0	0	0	0	0	0	0	0	1	1
2015		1	1	0	0	0	0	0	0	0	1	1	1
2017		1	2	1	1	0	0	0	0	0	0	0	0
2018		4	4	6	6	5	4	2	1	1	1	1	1
2019		4	5	3	3	5	5	4	3	2	3	3	3
2020		2	3	0	0	0	0	2	2	1	0	0	1
2021		6	10	8	8	7	7	6	6	7	5	6	3
2022		13	13	11	11	7	6	7	4	5	5	5	4
2023		99	83	49	49	36	31	25	24	20	21	19	15
2024		2013	1660	941	934	688	515	355	292	230	178	137	102
2025		603	1009	1644	1649	1925	2073	2127	2178	2188	2328	2405	2260
2026		0	0	0	0	0	0	0	0	0	0	0	47
Total		2746	2790	2663	2661	2673	2641	2528	2510	2454	2542	2578	2438

CUYAHOGA COUNTY COMMON PLEAS COURT

Total Pending Tax Lien & Certificate Cases Referred to Magistrates

The following chart is a display of the number of pending tax Judicial Foreclosure cases referred to the Magistrates on specific dates. The table below shows the number of pending tax Judicial Foreclosure cases in each year since 2010.

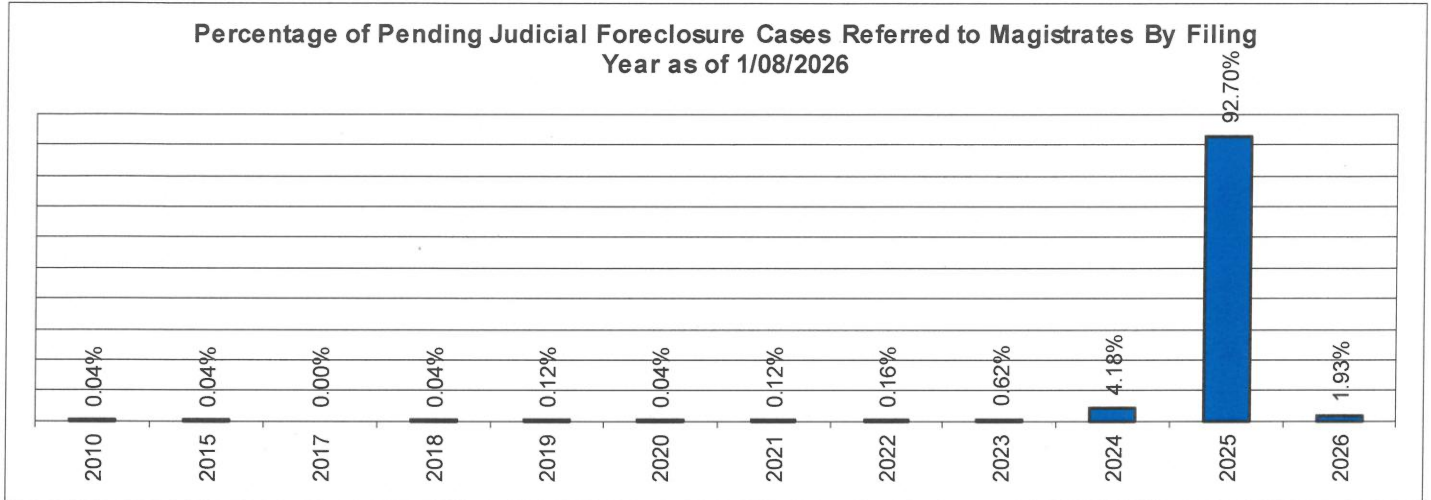


	As of:	2/11/2025	3/11/2025	5/6/2025	5/7/2025	6/10/2025	7/9/2025	8/12/2025	9/10/2025	10/8/2025	11/12/2025	12/10/2025	1/8/2026
Year													
2010		1	1	1	1	1	1	1	1	1	1	1	1
2012		1	1	1	1	1	1	1	1	1	1	1	1
2015		2	2	2	2	2	2	2	2	2	3	3	3
2016		2	2	2	2	2	2	2	2	2	2	2	2
2017		1	2	1	1	0	0	0	0	0	0	0	0
2018		2	2	5	5	4	3	1	1	1	1	1	1
2019		3	3	2	2	2	1	1	1	1	2	2	2
2020		1	2	0	0	0	0	1	1	0	0	0	1
2021		4	7	5	5	5	5	4	4	4	3	3	2
2022		1	2	2	2	1	1	2	1	1	2	2	1
2023		18	12	5	5	6	5	4	6	3	5	4	4
2024		1034	844	443	441	289	195	113	89	68	44	28	14
2025		285	454	791	792	912	967	941	943	925	965	1052	929
2026		0	0	0	0	0	0	0	0	0	0	0	3
Total		1355	1334	1260	1259	1225	1183	1073	1052	1009	1029	1099	964

CUYAHOGA COUNTY COMMON PLEAS COURT

Percentage of Pending Judicial Foreclosure Cases By Filing Year

The following chart is a representation of the total number of pending Judicial Foreclosure cases by filing year expressed as a percentage on a specific date. The table below is the supporting data for this chart.

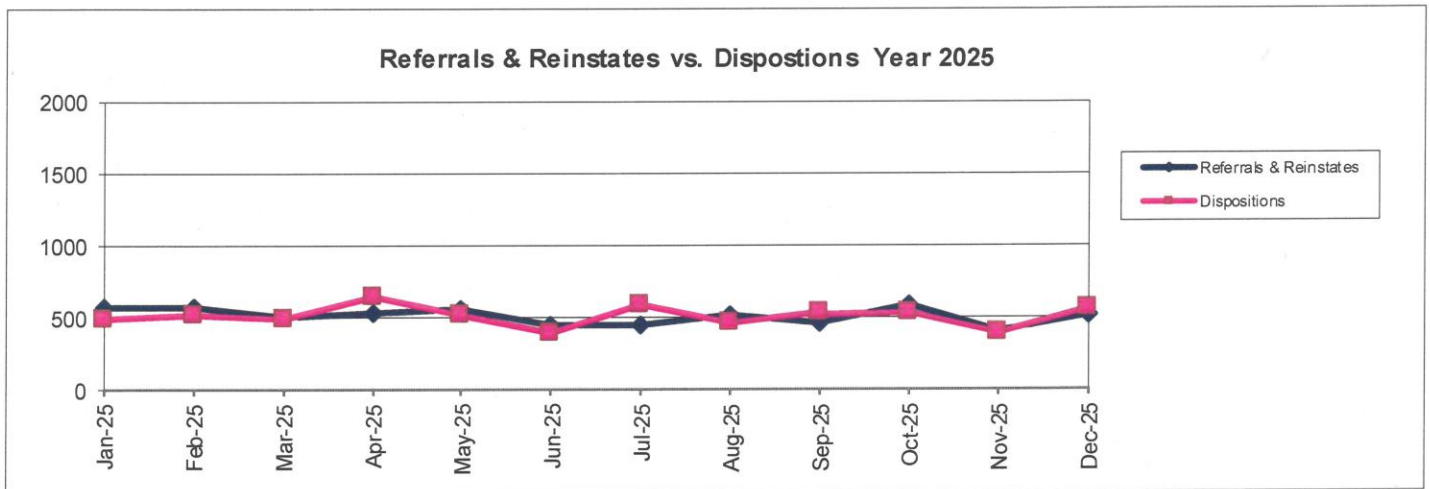
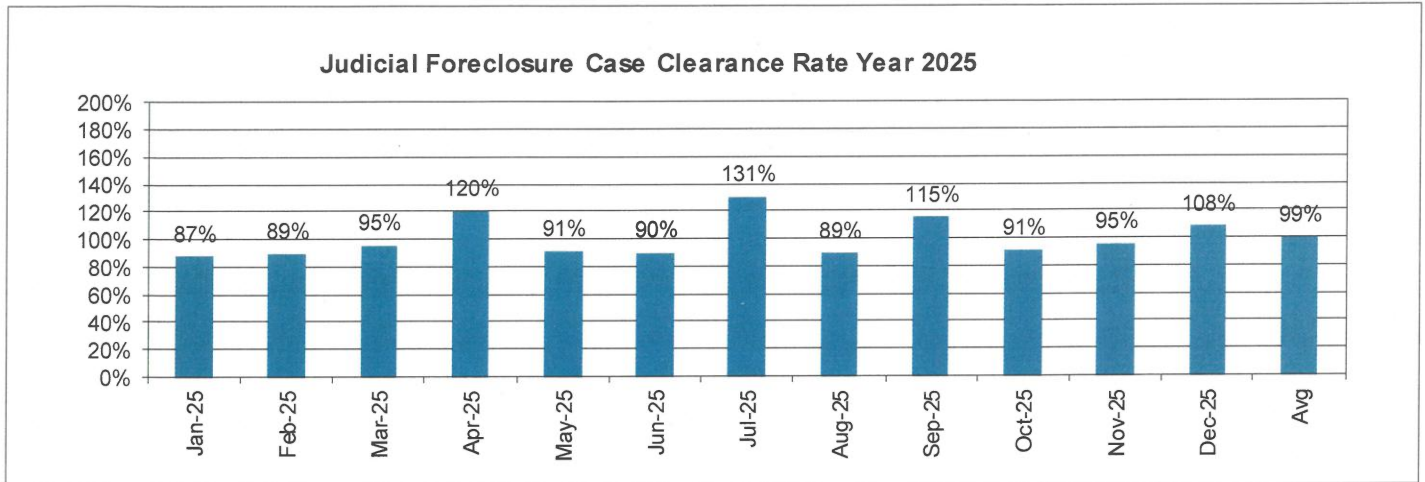


	As of:	1/8/2026	% of Total
Year			
2010		1	0.04%
2015		1	0.04%
2017		0	0.00%
2018		1	0.04%
2019		3	0.12%
2020		1	0.04%
2021		3	0.12%
2022		4	0.16%
2023		15	0.62%
2024		102	4.18%
2025		2260	92.70%
2026		47	1.93%
Total		2438	100.00%

CUYAHOGA COUNTY COMMON PLEAS COURT

Judicial Foreclosure Clearance Rate Year 2025

The Clearance Rate is the number of outgoing cases as a percentage of the number of incoming cases. Clearance rate measures whether the court is keeping up with its incoming caseload. If cases are not disposed in a timely manner, a backlog of cases awaiting disposition will grow. A Clearance Rate of 100% indicates that at least as many cases as have been filed, reopened, or reactivated in a period have been disposed.

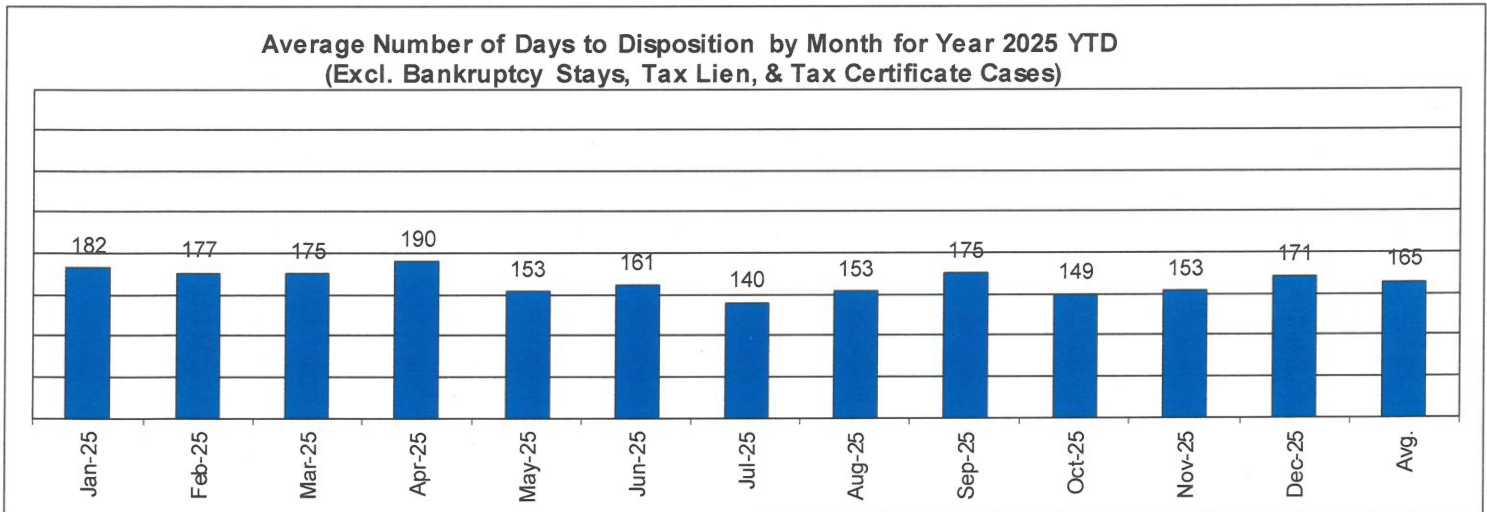
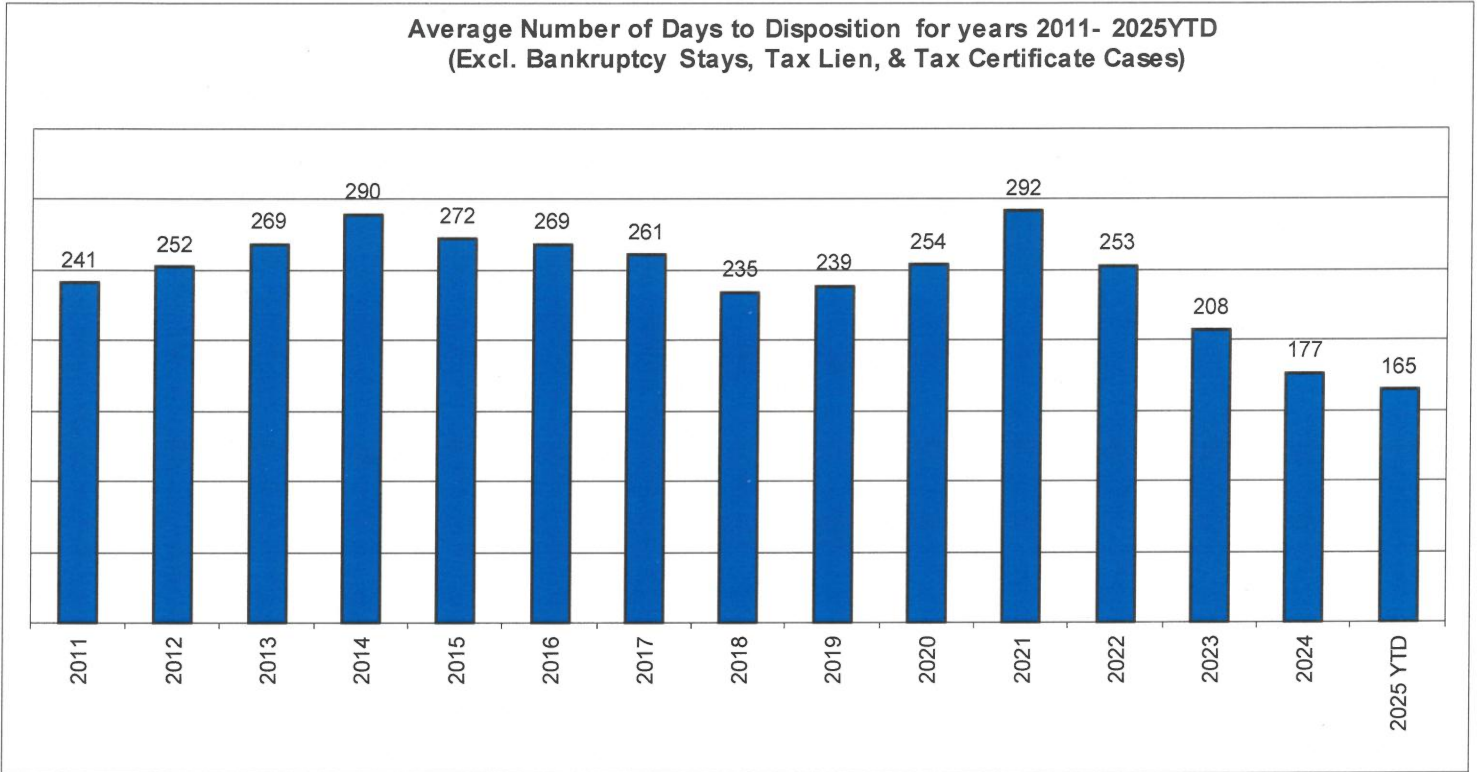


	Referrals & Reinstates	Dispositions	Clearance Rate
Jan-25	564	492	87%
Feb-25	575	513	89%
Mar-25	508	485	95%
Apr-25	531	639	120%
May-25	560	509	91%
Jun-25	443	398	90%
Jul-25	444	580	131%
Aug-25	515	457	89%
Sep-25	458	527	115%
Oct-25	589	535	91%
Nov-25	409	390	95%
Dec-25	514	553	108%
Avg	509	507	99%
Total	6110	6078	

CUYAHOGA COUNTY COMMON PLEAS COURT

Avg. Number of Days to Disp. (Excl. Bank. Stays & Tax Lien & Tax Cert.)

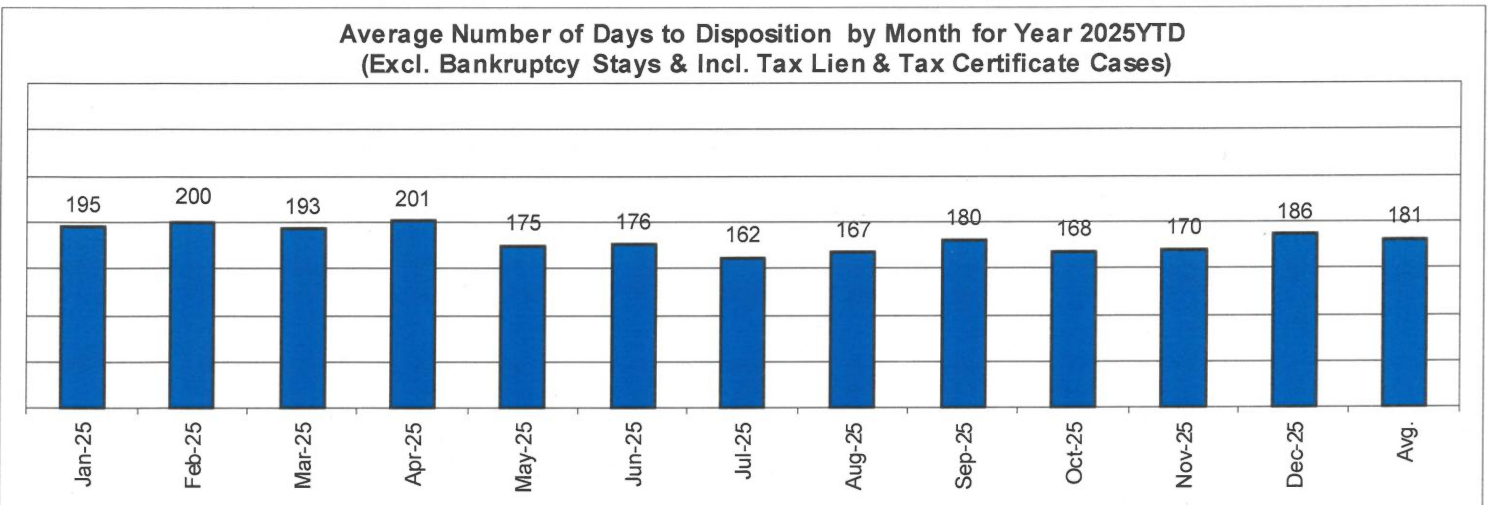
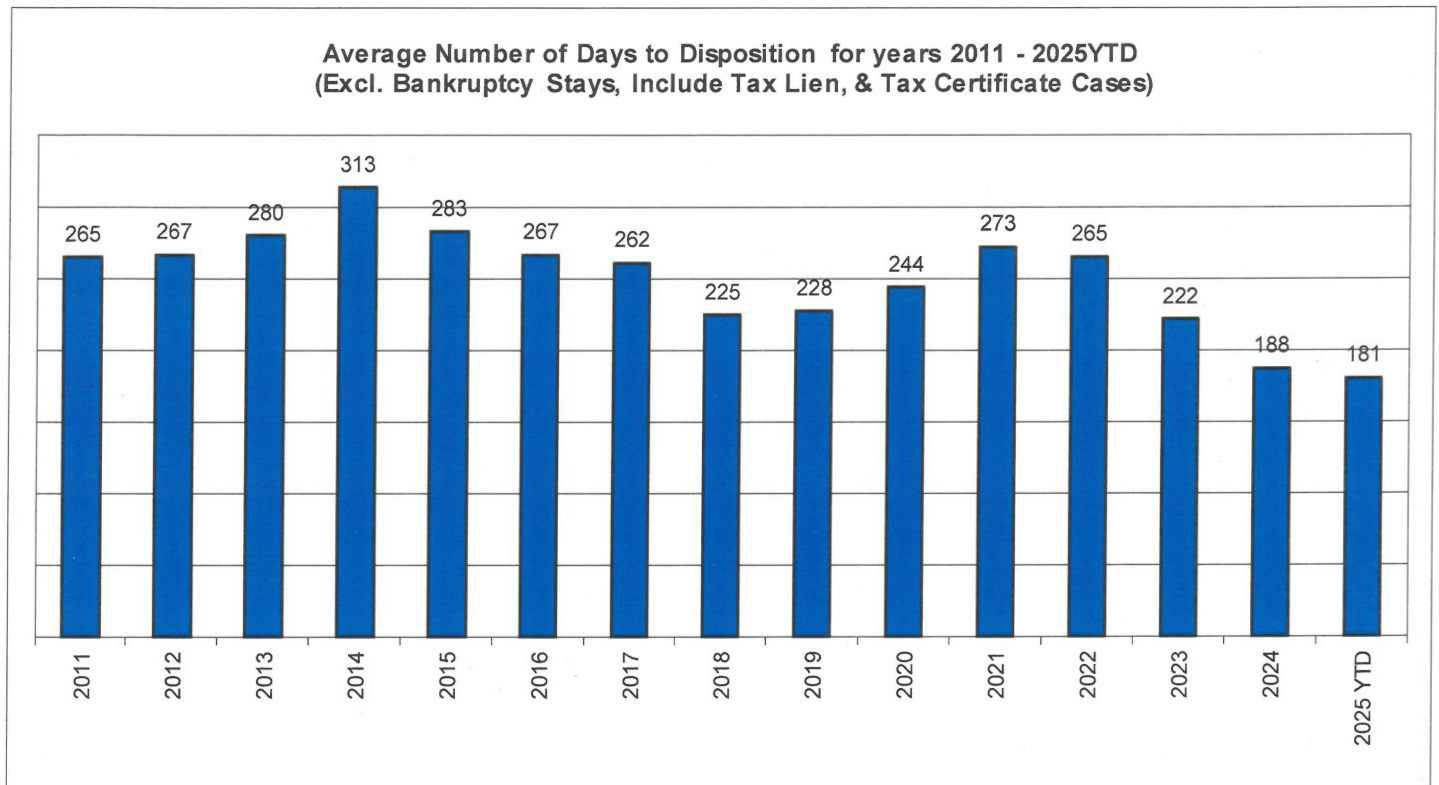
The average number of days to disposition is the number of days from filing to a final disposition entry being filed with the Clerk of Court. The data sample is based on all judicial foreclosure cases terminated by decree or dismissal (cases terminated by bankruptcy are not included) in a month. Each case is examined to determine the number of days between filing and termination with the periods that a case may have been in bankruptcy subtracted. Adding the total days of all of the cases minus bankruptcy periods and dividing by the total number of cases calculates the average. In the following chart, tax judicial foreclosure cases are excluded.



CUYAHOGA COUNTY COMMON PLEAS COURT

Avg. Number of Days to Disp. (Excl. Bank. Stays & Incl. Tax Lien & Tax Cert.)

The average number of days to disposition is the number of days from filing to a final disposition entry being filed with the Clerk of Court. The data sample is based on all Judicial Foreclosure cases terminated by decree or dismissal (cases terminated by bankruptcy are not included) in a month. Each case is examined to determine the number of days between filing and termination with the periods that a case may have been in bankruptcy subtracted. Adding the total days of all of the cases minus bankruptcy periods and dividing by the total number of cases calculates the average. In the following chart, all types of Judicial Foreclosure cases are included.

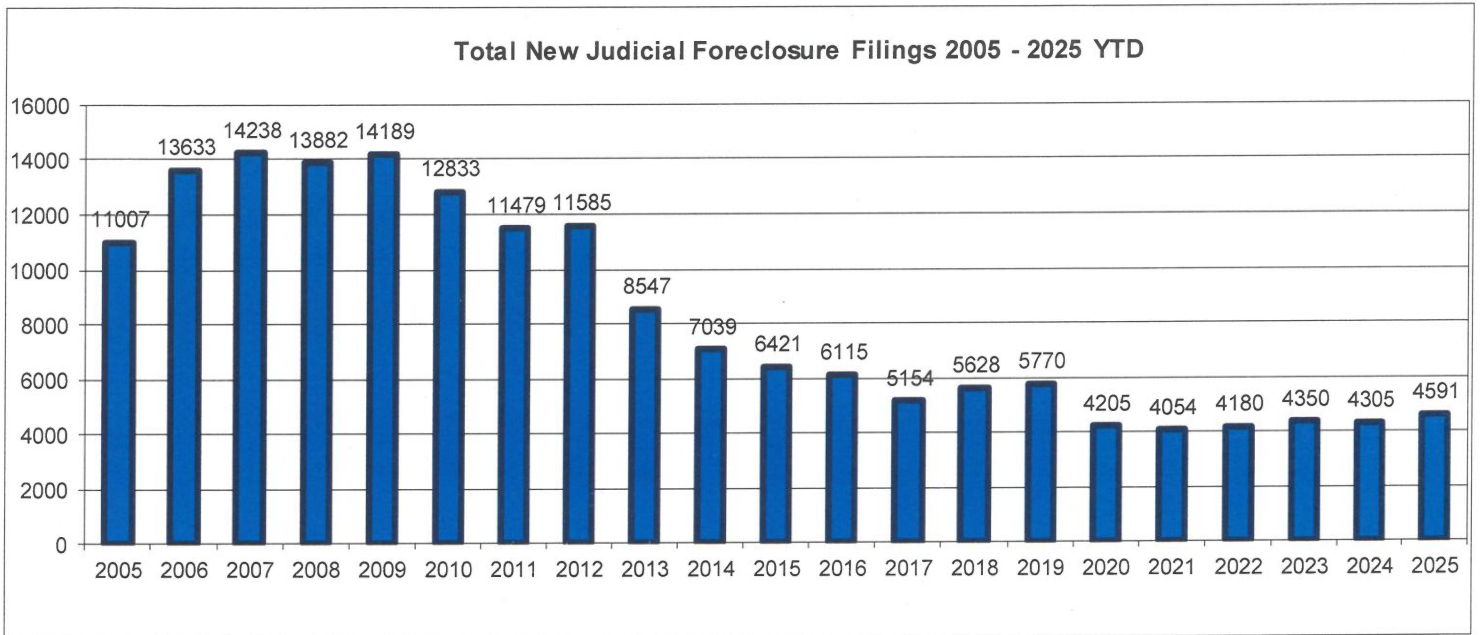


CUYAHOGA COUNTY COMMON PLEAS COURT

Total New Judicial Foreclosure Filings

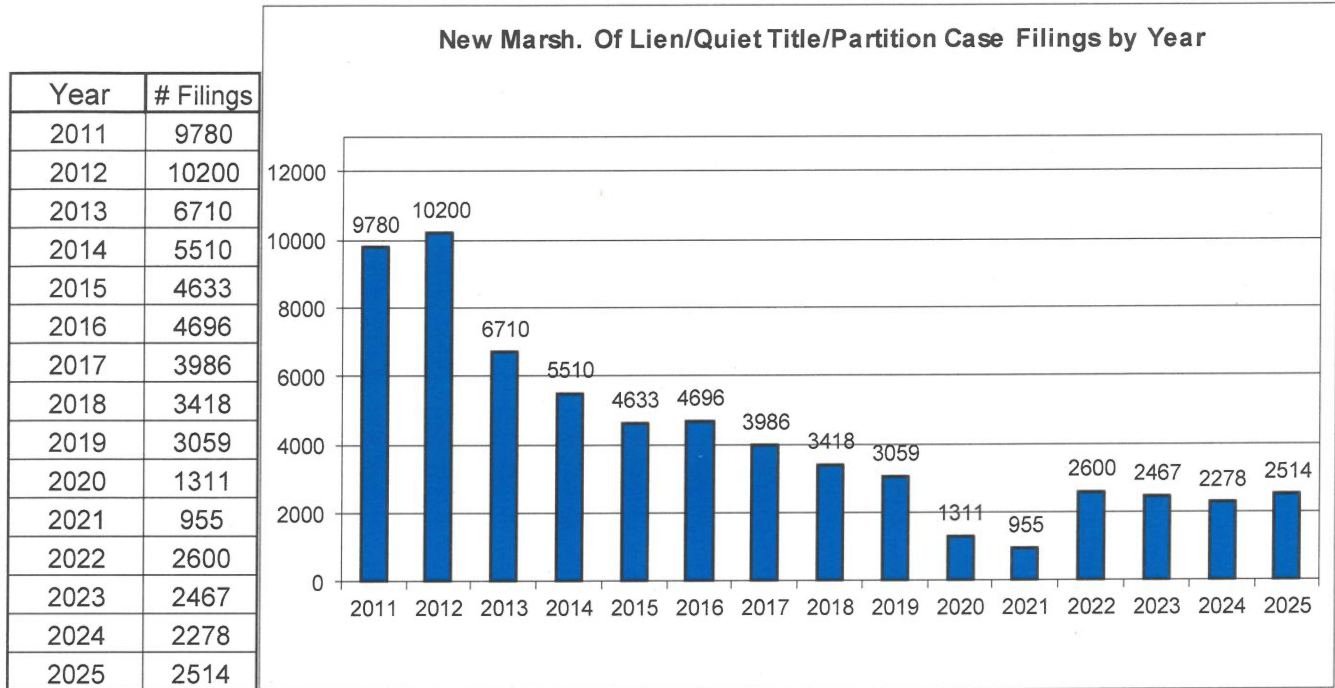
The following charts are provided as a historical view of new judicial foreclosure filings.

1. Total New Judicial Foreclosure Filings from 2005 – 2025 by year
2. Total New Marsh of Lien/Quiet Title/Partition Filings from 2011 – 2025 by month
3. Total New Tax Lien & Tax Certificate Filings for 2011 – 2025 by month
4. Total New Judicial Foreclosure Filings from 2011 – 2025 by month

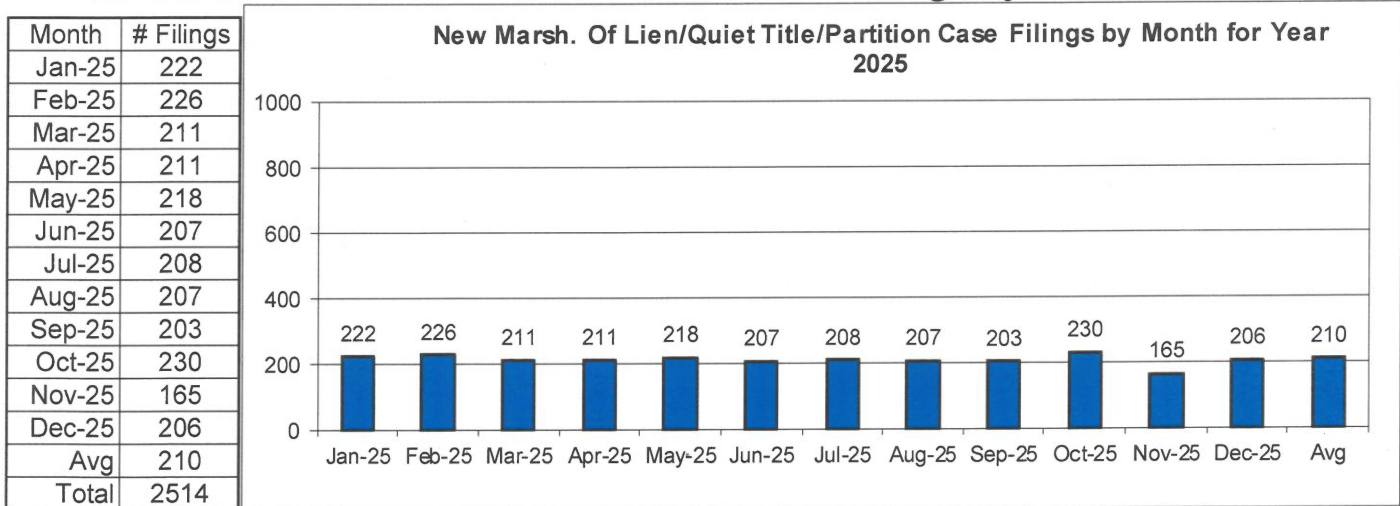


CUYAHOGA COUNTY COMMON PLEAS COURT

New Marsh of Lien/Quiet Title/Partition Case Filings for Years 2011 – 2025 YTD



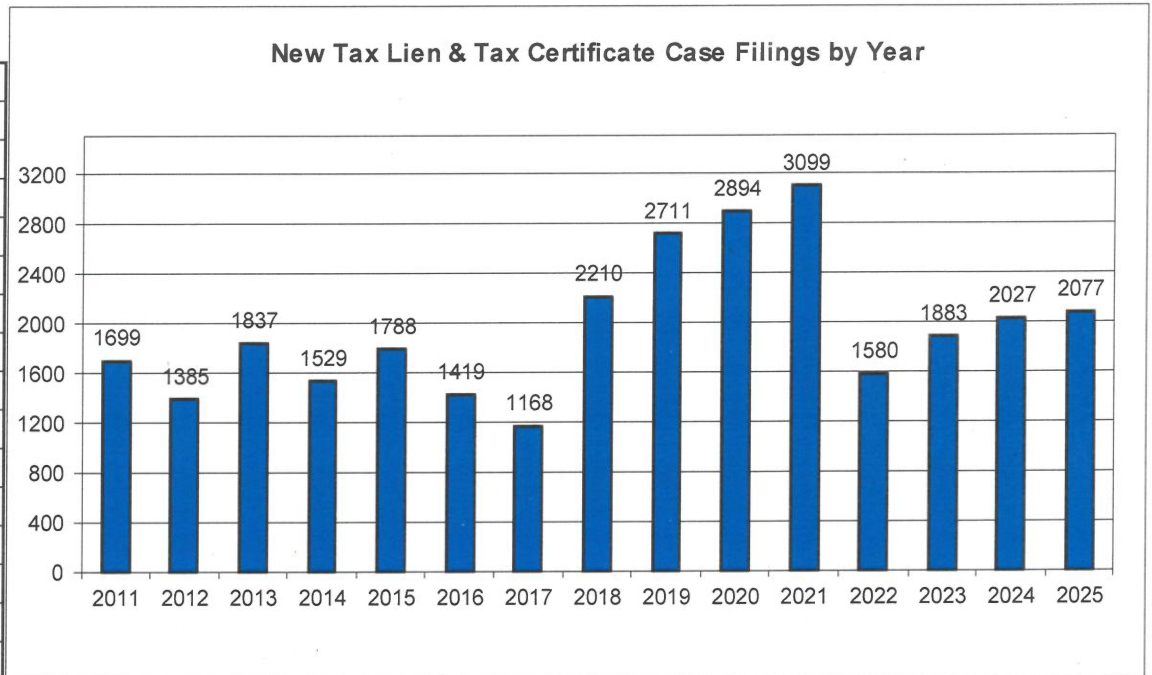
New Marsh of Lien/Quiet Title/Partition Case Filings by month for 2025 YTD



CUYAHOGA COUNTY COMMON PLEAS COURT

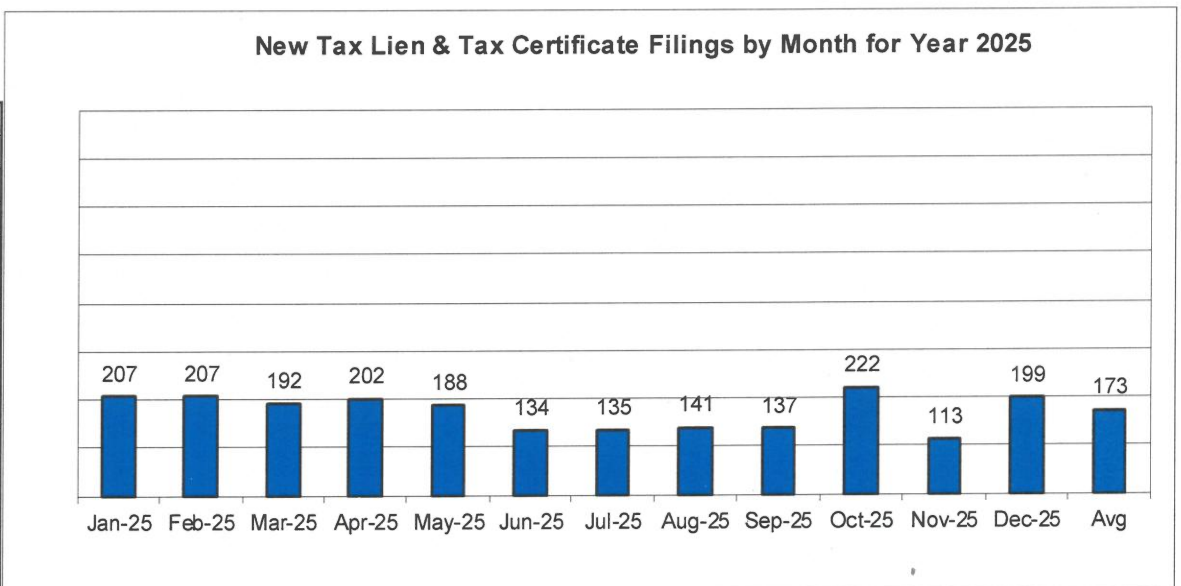
New Tax Lien & Certificate Filings for Years 2011 – 2025 YTD

Year	# Filings
2011	1699
2012	1385
2013	1837
2014	1529
2015	1788
2016	1419
2017	1168
2018	2210
2019	2711
2020	2894
2021	3099
2022	1580
2023	1883
2024	2027
2025	2077



New Tax Lien & Certificate Filings by Month for Year 2025 YTD

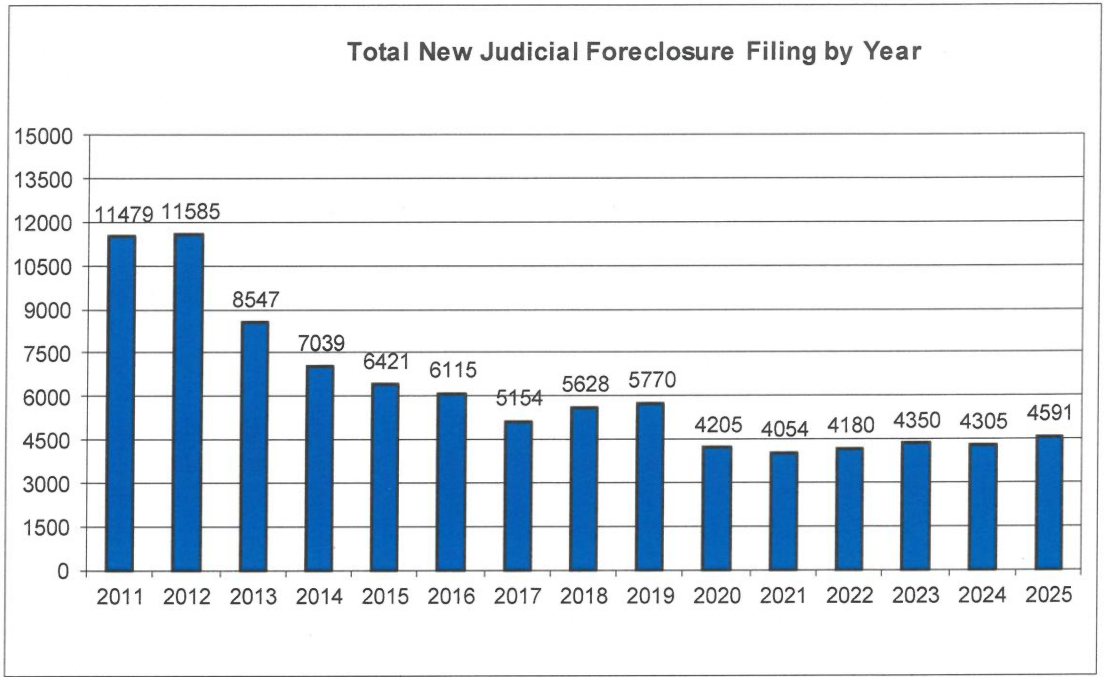
Month	# Filings
Jan-25	207
Feb-25	207
Mar-25	192
Apr-25	202
May-25	188
Jun-25	134
Jul-25	135
Aug-25	141
Sep-25	137
Oct-25	222
Nov-25	113
Dec-25	199
Avg	173
Total	2077



CUYAHOGA COUNTY COMMON PLEAS COURT

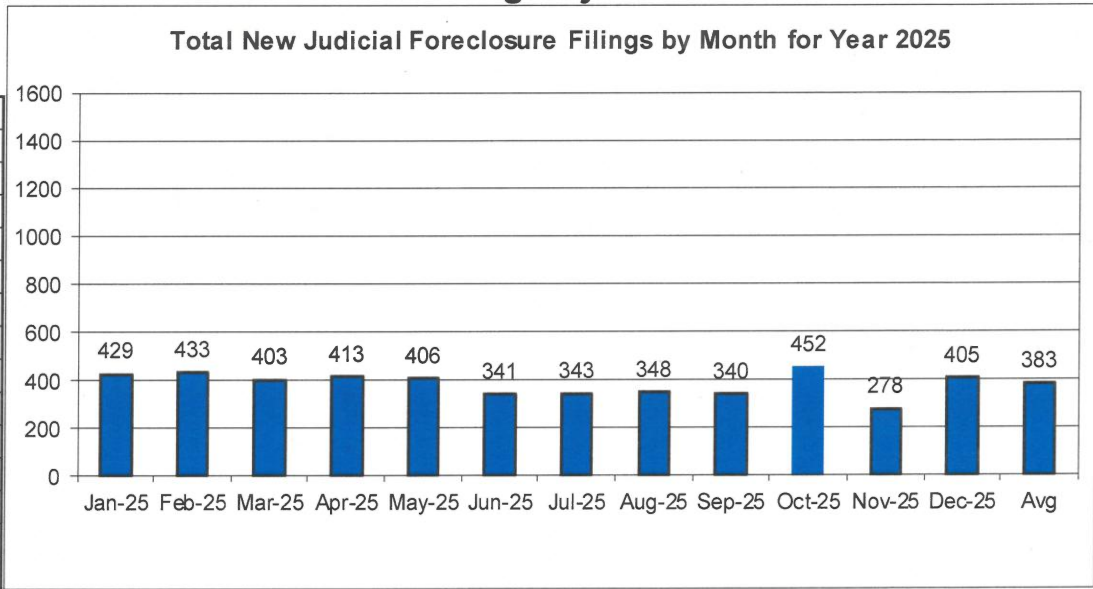
Total New Judicial Foreclosure Filings Years 2011 – 2025 YTD

Year	# Filings
2011	11479
2012	11585
2013	8547
2014	7039
2015	6421
2016	6115
2017	5154
2018	5628
2019	5770
2020	4205
2021	4054
2022	4180
2023	4350
2024	4305
2025YTD	4591



Total New Judicial Foreclosure Filings by Month for Year 2025 YTD

Month	# Filings
Jan-25	429
Feb-25	433
Mar-25	403
Apr-25	413
May-25	406
Jun-25	341
Jul-25	343
Aug-25	348
Sep-25	340
Oct-25	452
Nov-25	278
Dec-25	405
Avg	383
Total	4591



Magistrate's Monthly Reports

The Magistrates' Monthly Report consists of 5 reports. Below is a description of each.

Magistrate's Monthly Supplemental Journal Entry Report (R415)

Retrieves total number of supplemental entries and Decrees of Confirmation of Sheriff's sale created during a specific period. A supplemental entry is any journal created by a magistrate, which does not close out a case. For example, any magistrate's order (MG) setting a hearing, any journal entry (JE) ruling on a motion, journals confirming Sheriff's sales, etc.).

Magistrate's Full Disposition Count by Magistrate Report (R413)

Retrieves total number of cases disposed of during a specific period. The dispositions are grouped by Magistrate and then broken down by the type of disposition (i. e. Default, Dismissed with Prejudice, Dismissed without Prejudice, etc.) This report can be printed three different ways. Including tax cases (Full Dispositions), excluding tax cases (Non-Tax Dispositions), and Tax cases only (Tax Dispositions).

Magistrate's Monthly Cases Referred/Reinstated Report (R418)

Retrieves newly filed cases referred to the Magistrates Dept. and cases previously disposed by the Magistrates Dept. that are reinstated and re-referred to the magistrates. The cases are separated by Tax (filing code 1465; Tax Judicial Foreclosure & 1466; Tax Certificate Judicial Foreclosure) and Non-Tax (1460; Judicial Foreclosure Marsh. Of Lien, 1480; Partition, 1470; Quiet Title, misc. (i. e. 1391; Contract Other, etc.).

Magistrate's Monthly Hearing Totals Report (R3146)

Retrieves total number of hearings held during one month. The hearings are grouped by Magistrate and then broken down by what type hearing was held (i. e. Default, Pretrial, etc.).

Magistrate's Monthly Case Load Report (R3147)

Retrieves individual caseload totals for individual magistrates during a specific period. The cases are grouped by magistrate and then broken down by case type (i. e. tax judicial foreclosure, tax certificate judicial foreclosure and non-tax judicial foreclosure).

Magistrate's New Referrals/Assignments (R429)

Retrieves All cases referred to the Magistrate's Department. The cases are grouped by Magistrate and broken down into categories of CSPO (Filing Code 1491 Stalking Civil Protection Orders), Tax (1465; Tax Judicial Foreclosure & 1466; Tax Certificate Judicial Foreclosure), Non Tax (1460; Judicial Foreclosure Marsh. Of Lien, 1480; Partition, 1470; Quiet Title, misc. (i.e. 1391; Contract Other, etc.)).

CUYAHOGA COUNTY COURT OF COMMON PLEAS

DATE: 01/08/2026
TIME: 7:52 AM

OFFICE OF THE MAGISTRATES
MAGISTRATE'S MONTHLY SUPPLEMENTALS BY CASE
REPORTING PERIOD: DECEMBER 2025

PAGE: 1
CMSR415D

SUPPLEMENTALS

AUGUSTYN/KEVIN/C	117
BUCHA/STEPHEN/M	196
DAY/CHRISTOPHER/	290
DYKE/JOHN/T	166
GOZELANCZYK/BRIAN/S	209
HEGYES/DEAN/K	158
JACKSON/AMY/R	193
JACKSON/JIM/L	155
KLEIN/MONICA/	134
LUCAS/PAUL/	167
LUNSFORD/GINA/	185
UNACCOUNTED FOR	0

TOTAL 1970

CONFIRMATIONS

TOTAL 1

CUYAHOGA COUNTY COURT OF COMMON PLEAS

OFFICE OF THE MAGISTRATES

Full Disposition Count by Magistrate

REPORTING PERIOD: FROM 12/01/2025 TO 12/31/2025

DATE: 01/08/2026

TIME: 7:53 AM

PAGE: 1

CMSR413

MagID	Dispose Type	Tax Cert.	Tax Treas.	Total
KCA				
	Bank	0	0	0
	Def	0	0	4
	Dism	0	1	6
	Ref. Vacate	0	0	0
	Court Trial	0	0	1
	Other	0	5	13
	<u>MAG'S TOTAL</u>	0	6	<u>24</u>

Decrees	383
Defaults	139
Other	208
Court Trial	36
Dismissals	160
Bankruptcy	10
Ref. Vacated	0
Grand Total	553

SMB				
	Bank	0	0	1
	Def	0	0	4
	Dism	0	1	11
	Ref. Vacate	0	0	0
	Court Trial	0	0	5
	Other	0	10	13
	<u>MAG'S TOTAL</u>	0	11	<u>34</u>

CD				
	Bank	0	0	0
	Def	0	0	11
	Dism	0	2	14
	Ref. Vacate	0	0	0
	Court Trial	0	0	1
	Other	0	16	21
	<u>MAG'S TOTAL</u>	0	18	<u>47</u>

JTD				
	Bank	0	1	3
	Def	0	0	8
	Dism	0	4	14
	Ref. Vacate	0	0	0
	Court Trial	0	0	0
	Other	0	14	22
	<u>MAG'S TOTAL</u>	0	19	<u>47</u>

BSG				
	Bank	0	0	1
	Def	0	0	19
	Dism	0	4	17
	Ref. Vacate	0	0	0
	Court Trial	0	0	0
	Other	0	15	24
	<u>MAG'S TOTAL</u>	0	19	<u>61</u>

DKH				
	Bank	0	0	0
	Def	0	0	14
	Dism	0	2	16
	Ref. Vacate	0	0	0
	Court Trial	0	0	4
	Other	0	15	20
	<u>MAG'S TOTAL</u>	0	17	<u>54</u>

ARJ				
	Bank	0	0	2
	Def	0	0	10
	Dism	0	3	23
	Ref. Vacate	0	0	0
	Court Trial	0	0	2
	Other	0	22	29
	<u>MAG'S TOTAL</u>	0	25	<u>66</u>

JLJ				
	Bank	0	0	1
	Def	0	0	13
	Dism	0	3	14

CUYAHOGA COUNTY COURT OF COMMON PLEAS

OFFICE OF THE MAGISTRATES

Full Disposition Count by Magistrate

REPORTING PERIOD: FROM 12/01/2025 TO 12/31/2025

DATE: 01/08/2026

TIME: 7:53 AM

PAGE: 2

CMSR413

MagID	Dispose Type	Tax Cert.	Tax Treas.	Total
	Ref. Vacate	0	0	0
	Court Trial	0	0	6
	Other	0	20	28
	MAG'S TOTAL	0	23	62
<hr/>				
MK	Bank	0	0	1
	Def	0	0	6
	Dism	0	4	13
	Ref. Vacate	0	0	0
	Court Trial	0	0	9
	Other	0	16	19
	MAG'S TOTAL	0	20	48
<hr/>				
PL	Bank	0	0	1
	Def	0	33	45
	Dism	0	4	21
	Ref. Vacate	0	0	0
	Court Trial	0	0	4
	Other	0	0	7
	MAG'S TOTAL	0	37	78
<hr/>				
GL	Bank	0	0	0
	Def	0	0	5
	Dism	0	1	11
	Ref. Vacate	0	0	0
	Court Trial	0	0	4
	Other	0	8	12
	MAG'S TOTAL	0	9	32

CUYAHOGA COUNTY COURT OF COMMON PLEAS

DATE: 01/08/2026
 TIME: 07:54 AM

OFFICE OF THE MAGISTRATES
 MAGISTRATE'S MONTHLY REF/REIN CASES
 FROM 12/01/2025 TO 12/31/2025

CMSR418

MAGISTRATE	NEW REFERRALS				REINSTATED			
	Tax Treas.	Tax Cert.	Non-Tax	Total	Tax Treas.	Tax Cert.	Non-Tax	Total
<u>AUGUSTYN/KEVIN/C</u>	9	0	17	26	0	0	0	0
<u>BUCHA/STEPHEN/M</u>	12	0	14	26	1	0	2	3
<u>DAY/CHRISTOPHER/</u>	19	0	27	46	1	0	2	3
<u>DYKE/JOHN/T</u>	24	0	21	45	0	0	0	0
<u>GOZELANCZYK/BRIAN/S</u>	20	0	30	50	0	0	1	1
<u>HEGYES/DEAN/K</u>	17	0	33	50	0	0	1	1
<u>JACKSON/AMY/R</u>	20	0	25	45	0	0	0	0
<u>JACKSON/JIM/L</u>	22	0	29	51	0	0	3	3
<u>KLEIN/MONICA/</u>	14	0	32	46	0	0	1	1
<u>LUCAS/PAUL/</u>	32	0	37	69	0	0	3	3
<u>LUNSFORD/GINA/</u>	16	0	25	41	0	0	4	4
<u>TOTAL</u>	205	0	290	495	2	0	17	19
<u>COMBINED TOTAL</u>	514							

CUYAHOGA COUNTY COURT OF COMMON PLEAS

**OFFICE OF THE MAGISTRATES
MAG MONTHLY HEARING TOTALS
Reporting Period: December 2025**

DATE: 01/08/2026
TIME: 07:54 AM

PAGE: 1
CMSR3146

Monthly Hearing Total 379

AUGUSTYN/KEVIN/C
 Default Hearings 0
 Tax Hearings 0
 Pretrials 27

 TOTAL: 27

BUCHA/STEPHEN/M
 Default Hearings 0
 Tax Hearings 0
 Pretrials 56

 TOTAL: 56

DAY/CHRISTOPHER/
 Default Hearings 0
 Tax Hearings 0
 Pretrials 34

 TOTAL: 34

DYKE/JOHN/T
 Default Hearings 8
 Tax Hearings 11
 Pretrials 13

 TOTAL: 32

GOZELANCZYK/BRIAN/S
 Default Hearings 0
 Tax Hearings 0
 Pretrials 33

 TOTAL: 33

HEGYES/DEAN/K
 Default Hearings 0
 Tax Hearings 0
 Pretrials 27

 TOTAL: 27

JACKSON/AMY/R
 Default Hearings 11
 Tax Hearings 11
 Pretrials 21

 TOTAL: 43

JACKSON/JIM/L
 Default Hearings 8
 Tax Hearings 22
 Pretrials 18

 TOTAL: 48

KLEIN/MONICA/
 Default Hearings 0
 Tax Hearings 0
 Pretrials 12

 TOTAL: 12

LUCAS/PAUL/
 Default Hearings 0
 Tax Hearings 0
 Pretrials 40

 TOTAL: 40

CUYAHOGA COUNTY COURT OF COMMON PLEAS

OFFICE OF THE MAGISTRATES

MAG MONTHLY HEARING TOTALS

Reporting Period: December 2025

DATE: 01/08/2026
TIME: 07:54 AM

PAGE: 2
CMSR3146

TOTAL:	40
LUNSFORD/GINA/	
Default Hearings	0
Tax Hearings	0
Pretrials	27
<hr/>	
TOTAL:	27

CUYAHOGA COUNTY COURT OF COMMON PLEAS

DATE: 01/08/2026
 TIME: 7:55 AM

Office of the Magistrates
 Magistrate's Monthly Case Load
 MONTH: DECEMBER 2025

PAGE: 1
 CMSR3147

Magistrate Name	Non Tax Total	Tax Cert.	Tax Treas.	Total Tax	CSPO	Total Cases
AUGUSTYN	54	1	57	58	9	121
BUCHA	83	0	65	65	12	160
DYKE	85	0	81	81	10	176
LUNSFORD	106	1	87	88	11	205
DAY	111	0	80	80	28	219
JACKSON	121	0	101	101	15	237
KLEIN	154	0	87	87	15	256
GOZELANCZYK	135	1	111	112	25	272
HEGYES	148	0	108	108	31	287
JACKSON	162	0	105	105	20	287
LUCAS	165	0	113	113	16	294
Totals:	1324	3	995	998	192	2514

CUYAHOGA COUNTY COURT OF COMMON PLEAS

DATE: 01/08/2026
 TIME: 8:00 AM

OFFICE OF THE MAGISTRATES
 MAGISTRATE'S NEW REFERRALS / ASSIGNMENTS
 FROM 12/01/2025 TO 12/31/2025

CMSR429
 PAGE: 1

MAGISTRATE	NEW REFERRALS				Total
	CSPO	Tax Cert.	Tax Treas.	Non Tax	
<u>AUGUSTYN/KEVIN/C</u>	7	0	9	17	26
<u>BUCHA/STEPHEN/M</u>	1	0	12	14	26
<u>DAY/CHRISTOPHER/</u>	8	0	19	27	46
<u>DYKE/JOHN/T</u>	5	0	24	21	45
<u>GOZELANCZYK/BRIAN/S</u>	5	0	20	29	49
<u>HEGYES/DEAN/K</u>	12	0	17	33	50
<u>JACKSON/AMY/R</u>	6	0	20	25	45
<u>JACKSON/JIM/L</u>	11	0	22	29	51
<u>KLEIN/MONICA/</u>	6	0	14	32	46
<u>LUCAS/PAUL/</u>	8	0	27	23	50
<u>LUNSFORD/GINA/</u>	3	0	16	25	41
<u>Total</u>	72	0	200	275	475

Report CMSR1062 - Judicial Foreclosure Statistics by Judge

Report CMSR1062 provides a list of judicial foreclosure case activity for each Judge. The report identifies how many cases were pending at the beginning of the period. The new cases filed and cases that were transferred in or reactivated are added to the number pending at the beginning of the period. It then shows the type and number of terminations for the period. The total terminations are subtracted from the total pending which provides the pending at the end of the period.

CUYAHOGA COUNTY COURT OF COMMON PLEAS

DATE: 01/08/2026
TIME: 07:51 AM

Foreclosure Statistics by Judge
Reporting Period: December 2025

PAGE: 1
CMSR1062

Judge

BELL, RICHARD A							
	Pending at Beg of Period		New Cases Filed		Cases Transferred In / Reactivated		Total
	62		12		1		75
Terminations							
	Bankruptcy	Default	RefVacated	Court Trial	Dismiss	Other	Total
	1	4	0	0	3	6	14
	Total Pending at End of Period						61

CLANCY, MAUREEN							
	Pending at Beg of Period		New Cases Filed		Cases Transferred In / Reactivated		Total
	54		15		3		72
Terminations							
	Bankruptcy	Default	RefVacated	Court Trial	Dismiss	Other	Total
	0	0	0	0	4	3	7
	Total Pending at End of Period						65

COLLIER-WILLIAMS, CASSANDRA							
	Pending at Beg of Period		New Cases Filed		Cases Transferred In / Reactivated		Total
	66		9		1		76
Terminations							
	Bankruptcy	Default	RefVacated	Court Trial	Dismiss	Other	Total
	0	1	0	0	2	4	7
	Total Pending at End of Period						69

CORRIGAN, PETER J							
	Pending at Beg of Period		New Cases Filed		Cases Transferred In / Reactivated		Total
	33		10		0		43
Terminations							
	Bankruptcy	Default	RefVacated	Court Trial	Dismiss	Other	Total
	0	5	0	0	2	0	7
	Total Pending at End of Period						36

FUERST, NANCY A							
	Pending at Beg of Period		New Cases Filed		Cases Transferred In / Reactivated		Total
	76		11		1		88
Terminations							
	Bankruptcy	Default	RefVacated	Court Trial	Dismiss	Other	Total
	0	3	0	0	4	13	20
	Total Pending at End of Period						68

GALL, STEVEN E							
	Pending at Beg of Period		New Cases Filed		Cases Transferred In / Reactivated		Total
	73		9		3		85
Terminations							
	Bankruptcy	Default	RefVacated	Court Trial	Dismiss	Other	Total
	1	4	0	0	5	7	17
	Total Pending at End of Period						68

GALLAGHER, HOLLIE L							
	Pending at Beg of Period		New Cases Filed		Cases Transferred In / Reactivated		Total
	49		10		2		61
Terminations							
	Bankruptcy	Default	RefVacated	Court Trial	Dismiss	Other	Total
	0	1	0	0	4	7	12
	Total Pending at End of Period						49

GALLAGHER, KELLY ANN

CUYAHOGA COUNTY COURT OF COMMON PLEAS

DATE: 01/08/2026
TIME: 07:51 AM

Foreclosure Statistics by Judge
Reporting Period: December 2025

PAGE: 2
CMSR1062

Judge							
	Pending at Beg of Period		New Cases Filed		Cases Transferred In / Reactivated		Total
	75		17		0		92
Terminations	Bankruptcy	Default	RefVacated	Court Trial	Dismiss	Other	Total
	0	3	0	0	7	7	17
	Total Pending at End of Period						75
GALLAGHER, SHANNON M							
	Pending at Beg of Period		New Cases Filed		Cases Transferred In / Reactivated		Total
	68		15		1		84
Terminations	Bankruptcy	Default	RefVacated	Court Trial	Dismiss	Other	Total
	0	1	0	0	1	5	7
	Total Pending at End of Period						77
HAGAN, EMILY							
	Pending at Beg of Period		New Cases Filed		Cases Transferred In / Reactivated		Total
	81		14		1		96
Terminations	Bankruptcy	Default	RefVacated	Court Trial	Dismiss	Other	Total
	0	2	0	0	1	5	8
	Total Pending at End of Period						88
KELLEY, KEVIN J							
	Pending at Beg of Period		New Cases Filed		Cases Transferred In / Reactivated		Total
	83		11		1		95
Terminations	Bankruptcy	Default	RefVacated	Court Trial	Dismiss	Other	Total
	1	3	0	0	5	8	17
	Total Pending at End of Period						78
KENNEDY, JOY							
	Pending at Beg of Period		New Cases Filed		Cases Transferred In / Reactivated		Total
	90		9		0		99
Terminations	Bankruptcy	Default	RefVacated	Court Trial	Dismiss	Other	Total
	0	2	0	0	4	9	15
	Total Pending at End of Period						84
KILBANE, ASHLEY							
	Pending at Beg of Period		New Cases Filed		Cases Transferred In / Reactivated		Total
	83		15		0		98
Terminations	Bankruptcy	Default	RefVacated	Court Trial	Dismiss	Other	Total
	0	8	0	0	3	7	18
	Total Pending at End of Period						80
KRIVOSH, KIRA							
	Pending at Beg of Period		New Cases Filed		Cases Transferred In / Reactivated		Total
	89		14		3		106
Terminations	Bankruptcy	Default	RefVacated	Court Trial	Dismiss	Other	Total
	1	5	0	0	7	5	18
	Total Pending at End of Period						88
MATIA, DAVID T							

CUYAHOGA COUNTY COURT OF COMMON PLEAS

DATE: 01/08/2026
TIME: 07:51 AM

Foreclosure Statistics by Judge
Reporting Period: December 2025

PAGE: 3
CMSR1062

Judge							
	Pending at Beg of Period		New Cases Filed		Cases Transferred In / Reactivated		Total
	82		14		2		98
Terminations	Bankruptcy	Default	RefVacated	Court Trial	Dismiss	Other	Total
	1	2	0	0	7	8	18
	Total Pending at End of Period						80
MAZZONE, CARL J							
	Pending at Beg of Period		New Cases Filed		Cases Transferred In / Reactivated		Total
	61		13		0		74
Terminations	Bankruptcy	Default	RefVacated	Court Trial	Dismiss	Other	Total
	0	5	0	0	4	2	11
	Total Pending at End of Period						63
MCCORMICK, TIMOTHY							
	Pending at Beg of Period		New Cases Filed		Cases Transferred In / Reactivated		Total
	54		13		1		68
Terminations	Bankruptcy	Default	RefVacated	Court Trial	Dismiss	Other	Total
	0	4	0	0	1	4	9
	Total Pending at End of Period						59
MIDAY, SHERRIE							
	Pending at Beg of Period		New Cases Filed		Cases Transferred In / Reactivated		Total
	67		12		2		81
Terminations	Bankruptcy	Default	RefVacated	Court Trial	Dismiss	Other	Total
	0	6	0	0	1	8	15
	Total Pending at End of Period						66
MOONEY, BRIAN							
	Pending at Beg of Period		New Cases Filed		Cases Transferred In / Reactivated		Total
	90		13		3		106
Terminations	Bankruptcy	Default	RefVacated	Court Trial	Dismiss	Other	Total
	0	17	0	0	4	4	25
	Total Pending at End of Period						81
MOORE, LAUREN C							
	Pending at Beg of Period		New Cases Filed		Cases Transferred In / Reactivated		Total
	85		17		0		102
Terminations	Bankruptcy	Default	RefVacated	Court Trial	Dismiss	Other	Total
	1	4	0	0	5	5	15
	Total Pending at End of Period						87
MURPHY, MOLLIE ANN							
	Pending at Beg of Period		New Cases Filed		Cases Transferred In / Reactivated		Total
	87		14		0		101
Terminations	Bankruptcy	Default	RefVacated	Court Trial	Dismiss	Other	Total
	1	6	0	0	2	7	16
	Total Pending at End of Period						85
NICHOLSON, ANTONIO S							

CUYAHOGA COUNTY COURT OF COMMON PLEAS

DATE: 01/08/2026
TIME: 07:51 AM

Foreclosure Statistics by Judge
Reporting Period: December 2025

PAGE: 4
CMSR1062

Judge							
	Pending at Beg of Period		New Cases Filed		Cases Transferred In / Reactivated		Total
	89		13		1		103
Terminations	Bankruptcy	Default	RefVacated	Court Trial	Dismiss	Other	Total
	0	4	0	0	2	11	17
	Total Pending at End of Period						86
O'DONNELL, JENNIFER							
	Pending at Beg of Period		New Cases Filed		Cases Transferred In / Reactivated		Total
	60		12		0		72
Terminations	Bankruptcy	Default	RefVacated	Court Trial	Dismiss	Other	Total
	0	7	0	0	2	3	12
	Total Pending at End of Period						60
O'DONNELL, JOHN P							
	Pending at Beg of Period		New Cases Filed		Cases Transferred In / Reactivated		Total
	62		7		1		70
Terminations	Bankruptcy	Default	RefVacated	Court Trial	Dismiss	Other	Total
	0	3	0	0	2	11	16
	Total Pending at End of Period						54
RUSSO, JOHN J							
	Pending at Beg of Period		New Cases Filed		Cases Transferred In / Reactivated		Total
	65		7		2		74
Terminations	Bankruptcy	Default	RefVacated	Court Trial	Dismiss	Other	Total
	1	2	0	0	2	8	13
	Total Pending at End of Period						61
RUSSO, NANCY MARGARET							
	Pending at Beg of Period		New Cases Filed		Cases Transferred In / Reactivated		Total
	55		13		0		68
Terminations	Bankruptcy	Default	RefVacated	Court Trial	Dismiss	Other	Total
	1	0	0	0	7	6	14
	Total Pending at End of Period						54
SAFFOLD, JEFFREY P							
	Pending at Beg of Period		New Cases Filed		Cases Transferred In / Reactivated		Total
	66		14		1		81
Terminations	Bankruptcy	Default	RefVacated	Court Trial	Dismiss	Other	Total
	0	2	0	0	6	4	12
	Total Pending at End of Period						69
SANTOLI, ANDREW J.							
	Pending at Beg of Period		New Cases Filed		Cases Transferred In / Reactivated		Total
	88		12		1		101
Terminations	Bankruptcy	Default	RefVacated	Court Trial	Dismiss	Other	Total
	0	9	0	0	5	1	15
	Total Pending at End of Period						86
SHAUGHNESSY, MICHAEL P							

CUYAHOGA COUNTY COURT OF COMMON PLEAS

DATE: 01/08/2026
TIME: 07:51 AM

Foreclosure Statistics by Judge
Reporting Period: December 2025

PAGE: 5
CMSR1062

Judge							
	Pending at Beg of Period		New Cases Filed		Cases Transferred In / Reactivated		Total
	59		6		0		65
Terminations							
	Bankruptcy	Default	RefVacated	Court Trial	Dismiss	Other	Total
	0	0	0	0	1	9	10
	Total Pending at End of Period						55
SHEEHAN, BRENDAN J							
	Pending at Beg of Period		New Cases Filed		Cases Transferred In / Reactivated		Total
	36		9		0		45
Terminations							
	Bankruptcy	Default	RefVacated	Court Trial	Dismiss	Other	Total
	0	0	0	0	1	1	2
	Total Pending at End of Period						43
SPELLACY, JOHN J							
	Pending at Beg of Period		New Cases Filed		Cases Transferred In / Reactivated		Total
	53		8		2		63
Terminations							
	Bankruptcy	Default	RefVacated	Court Trial	Dismiss	Other	Total
	0	4	0	0	4	4	12
	Total Pending at End of Period						51
SYNENBERG, JOAN							
	Pending at Beg of Period		New Cases Filed		Cases Transferred In / Reactivated		Total
	63		12		2		77
Terminations							
	Bankruptcy	Default	RefVacated	Court Trial	Dismiss	Other	Total
	0	1	0	0	1	5	7
	Total Pending at End of Period						70
TURNER, DEBORAH M							
	Pending at Beg of Period		New Cases Filed		Cases Transferred In / Reactivated		Total
	85		16		2		103
Terminations							
	Bankruptcy	Default	RefVacated	Court Trial	Dismiss	Other	Total
	0	2	0	0	8	12	22
	Total Pending at End of Period						81
VODREY, WILLIAM F. B.							
	Pending at Beg of Period		New Cases Filed		Cases Transferred In / Reactivated		Total
	100		9		2		111
Terminations							
	Bankruptcy	Default	RefVacated	Court Trial	Dismiss	Other	Total
	1	16	0	0	2	5	24
	Total Pending at End of Period						87

Monthly Summary

MONTHLY SUMMARY

December 2025

NAME	PEND	ASSIGNED			TRIALS						DISP	PENDING				+	-
		CV	CR	TOT	JURY			COURT				CV	FR	CR	TOT		
Richard A. Bell	359	50	26	76	0	0	0	0	0	0	79	206	57	93	356	+ 3	
Maureen Clancy	368	58	30	88	0	1	1	0	0	0	83	214	61	98	373	- 5	
Cassandra Collier-Willia	477	51	27	78	0	0	0	0	0	0	59	294	64	138	496	- 19	
Peter J. Corrigan	523	52	52	104	0	1	1	1	0	1	69	352	33	173	558	- 35	
Nancy A. Fuerst	450	50	32	82	1	0	1	0	1	1	77	283	65	107	455	- 5	
Steven E. Gall	506	52	26	78	0	0	0	0	0	0	84	301	65	134	500	+ 6	
Hollie L. Gallagher	419	53	29	82	0	1	1	0	0	0	81	267	48	105	420	- 1	
Kelly A. Gallagher	458	51	26	77	0	0	0	0	0	0	61	281	72	121	474	- 16	
Shannon M. Gallagher	422	52	25	77	0	2	2	0	0	0	73	246	76	104	426	- 4	
Emily Hagan	489	52	36	88	0	0	0	0	0	0	90	268	85	134	487	+ 2	
Kevin J. Kelley	482	47	28	75	0	0	0	0	0	0	99	257	77	124	458	+ 24	
Joy Kennedy	494	47	23	70	0	1	1	0	1	1	100	228	83	153	464	+ 30	
Ashley Kilbane	436	54	26	80	0	0	0	0	0	0	103	239	77	97	413	+ 23	
Kira Krivosh	512	57	29	86	0	0	0	0	0	0	92	268	86	152	506	+ 6	
David T. Matia	462	52	22	74	0	0	0	0	0	0	97	252	78	109	439	+ 23	
Carl J. Mazzone	434	57	31	88	0	0	0	0	0	0	64	285	62	111	458	- 24	
Timothy McCormick	419	57	26	83	0	1	1	0	0	0	72	279	57	94	430	- 11	
Sherrie Miday	463	51	32	83	0	1	1	0	0	0	97	282	64	103	449	+ 14	
Brian Mooney	520	51	25	76	0	0	0	0	3	3	99	274	79	144	497	+ 23	
Lauren C. Moore	606	52	37	89	0	0	0	1	0	1	63	345	85	202	632	- 26	
Mollie Ann Murphy	552	49	30	79	0	0	0	0	0	0	88	330	80	133	543	+ 9	
Antonio S. Nicholson	666	49	29	78	0	0	0	0	0	0	72	432	81	159	672	- 6	
Jennifer O'Donnell	515	50	29	79	0	0	0	0	0	0	93	278	59	164	501	+ 14	
John P. O'Donnell	438	55	34	89	0	0	0	0	1	1	72	290	53	112	455	- 17	
John J. Russo	394	53	25	78	0	0	0	0	0	0	74	238	61	99	398	- 4	
Nancy Margaret Russo	246	52	27	79	0	0	0	0	0	0	62	138	53	72	263	- 17	
Jeffrey P. Saffold	386	54	30	84	0	0	0	0	0	0	95	220	67	88	375	+ 11	
Andrew J. Santoli	483	50	31	81	1	0	1	0	0	0	82	291	82	109	482	+ 1	
Michael P. Shaughnessy	428	52	25	77	0	0	0	0	0	0	79	277	55	94	426	+ 2	
Brendan J. Sheehan	163	25	8	33	1	0	1	0	0	0	31	102	41	22	165	- 2	
John J. Spellacy	447	55	25	80	0	0	0	0	0	0	89	275	50	113	438	+ 9	
Joan Synenberg	419	55	19	74	0	0	0	0	0	0	89	245	68	91	404	+ 15	
Deborah M. Turner	477	53	30	83	0	1	1	0	0	0	76	272	80	132	484	- 7	
William F.B. Vodrey	475	52	35	87	0	0	0	0	0	0	104	201	86	171	458	+ 17	
TOTALS	15388	1750	965	2715	3	9	12	2	6	8	2748	9010	2290	4055	15355	+ 33	

Year to Date Summary

SUMMARY FOR THE COURT

January - December 2025

NAME	PEND	ASSIGNED			TRIALS						DISP	PENDING				+ -
		CV	CR	TOT	JURY			COURT				CV	FR	CR	TOT	
Richard A. Bell	339	699	343	1042	1	5	6	0	0	0	1025	206	57	93	356	- 17
Maureen Clancy	390	705	372	1077	0	7	7	1	2	3	1094	214	61	98	373	+ 17
Cassandra Collier-Willia	469	697	398	1095	1	1	2	2	5	7	1068	294	64	138	496	- 27
Peter J. Corrigan	519	669	377	1046	0	6	6	3	0	3	1007	352	33	173	558	- 39
Nancy A. Fuerst	394	675	338	1013	1	5	6	2	3	5	952	283	65	107	455	- 61
Steven E. Gall	498	677	451	1128	0	10	10	0	4	4	1126	301	65	134	500	- 2
Hollie L. Gallagher	401	691	358	1049	5	7	12	8	0	8	1030	267	48	105	420	- 19
Kelly A. Gallagher	439	673	333	1006	3	2	5	3	1	4	971	281	72	121	474	- 35
Shannon M. Gallagher	431	687	360	1047	0	8	8	4	1	5	1052	246	76	104	426	+ 5
Emily Hagan	476	685	423	1108	1	4	5	1	4	5	1097	268	85	134	487	- 11
Kevin J. Kelley	511	684	368	1052	2	2	4	2	3	5	1105	257	77	124	458	+ 53
Joy Kennedy	552	675	377	1052	0	6	6	2	3	5	1140	228	83	153	464	+ 88
Ashley Kilbane	522	676	364	1040	2	4	6	0	2	2	1149	239	77	97	413	+ 109
Kira Krivosh	493	711	359	1070	0	8	8	2	3	5	1057	268	86	152	506	- 13
David T. Matia	462	673	315	988	0	3	3	0	0	0	1011	252	78	109	439	+ 23
Carl J. Mazzone	556	678	394	1072	4	7	11	0	1	1	1170	285	62	111	458	+ 98
Timothy McCormick	401	683	365	1048	0	3	3	2	1	3	1019	279	57	94	430	- 29
Sherrie Miday	479	688	356	1044	1	10	11	0	2	2	1074	282	64	103	449	+ 30
Brian Mooney	484	688	341	1029	0	4	4	1	5	6	1016	274	79	144	497	- 13
Lauren C. Moore	586	684	388	1072	2	6	8	3	2	5	1026	345	85	202	632	- 46
Mollie Ann Murphy	543	686	395	1081	2	8	10	3	0	3	1081	330	80	133	543	0
Antonio S. Nicholson	454	672	325	997	0	5	5	4	2	6	779	432	81	159	672	- 218
Jennifer O'Donnell	488	702	448	1150	0	2	2	1	3	4	1137	278	59	164	501	- 13
John P. O'Donnell	405	684	389	1073	6	10	16	4	1	5	1023	290	53	112	455	- 50
John J. Russo	405	697	335	1032	0	1	1	1	6	7	1039	238	61	99	398	+ 7
Nancy Margaret Russo	253	723	346	1069	0	1	1	2	1	3	1059	138	53	72	263	- 10
Jeffrey P. Saffold	416	703	363	1066	0	3	3	1	3	4	1107	220	67	88	375	+ 41
Andrew J. Santoli	456	676	379	1055	2	1	3	0	2	2	1029	291	82	109	482	- 26
Michael P. Shaughnessy	432	681	361	1042	0	3	3	0	1	1	1048	277	55	94	426	+ 6
Brendan J. Sheehan	188	336	101	437	2	1	3	2	0	2	460	102	41	22	165	+ 23
John J. Spellacy	406	686	350	1036	0	4	4	0	0	0	1004	275	50	113	438	- 32
Joan Synenberg	440	699	358	1057	0	4	4	0	0	0	1093	245	68	91	404	+ 36
Deborah M. Turner	489	689	361	1050	1	2	3	2	3	5	1055	272	80	132	484	+ 5
William F.B. Vodrey	484	689	394	1083	1	12	13	2	2	4	1109	201	86	171	458	+ 26
TOTALS	15261	23021	12285	35306	37	165	202	58	66	124	35212	9010	2290	4055	15355	- 94

Corrections/Adjustments