



***Statistics Report
September 2025***

***Brendan J. Sheehan
Administrative and Presiding Judge***

TABLE OF CONTENTS

Criminal Statistics

Newly Filed, Re-Activated and Transferred in Cases	4
Yearly Criminal Terminations	5
Pending Criminal Cases End of Period	6
Clearance Rate	7
Arrest to Disposition Timeline	8
Average Arrest to Disposition Timeline (Jail Cases)	9
Average Arrest to Disposition Timeline (Non-Jail Cases)	10
Average Arrest to Disposition Timeline (Jail and Non-Jail Cases)	11
Yearly Average Arrest to Disposition Timeline	12
Indictments and Informations Filed With the Clerk of Courts	13
Bail Case Arraignment Activity	14
Overall Arraignment Statistics	15

Foreclosure Statistics

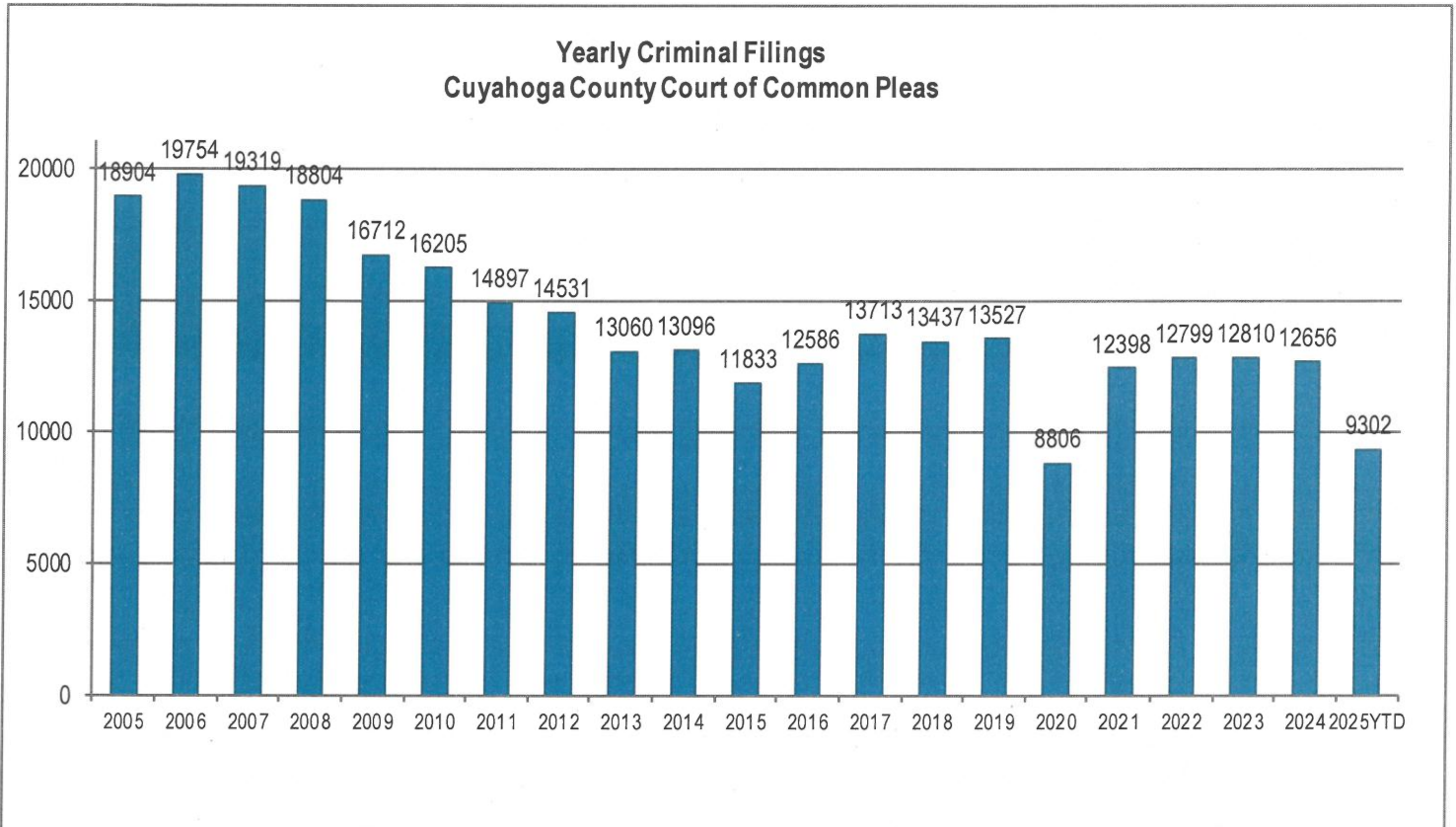
Total Pending Judicial Foreclosure Cases Referred to Magistrates	17
Total Pending Tax Lien & Certificate Cases Referred to Magistrates	18
Percentage of Pending Judicial Foreclosure Cases By Filing Year	19
Judicial Foreclosure Clearance Rate Year 2024	20
Avg. Number of Days to Disp. (Excl. Bank. Stays & Tax Lien & Tax Cert.)	21
Avg. Number of Days to Disp. (Excl. Bank. Stays & Incl. Tax Lien & Tax Cert.)	22
Total New Judicial Foreclosure Filings	23
New Marsh of Lien/Quiet Title/Partition Case Filings for Years 2011 – 2024 YTD	23
New Marsh of Lien/Quiet Title/Partition Case Filings by month for 2024 YTD	24
New Tax Lien & Certificate Filings for Years 2011 – 2024 YTD	25
New Tax Lien & Certificate Filings by Month for Year 2024 YTD	25
Total New Judicial Foreclosure Filings Years 2011 – 2024 YTD	26
Total New Judicial Foreclosure Filings by Month for Year 2024 YTD	26
Magistrate's Monthly Reports	27
Report CMSR1062 - Judicial Foreclosure Statistics by Judge	35
Monthly Summary	41
Year to Date Summary	43
Corrections/Adjustments	45

Criminal Case Statistics

CUYAHOGA COUNTY COMMON PLEAS COURT

Newly Filed, Re-Activated and Transferred in Cases

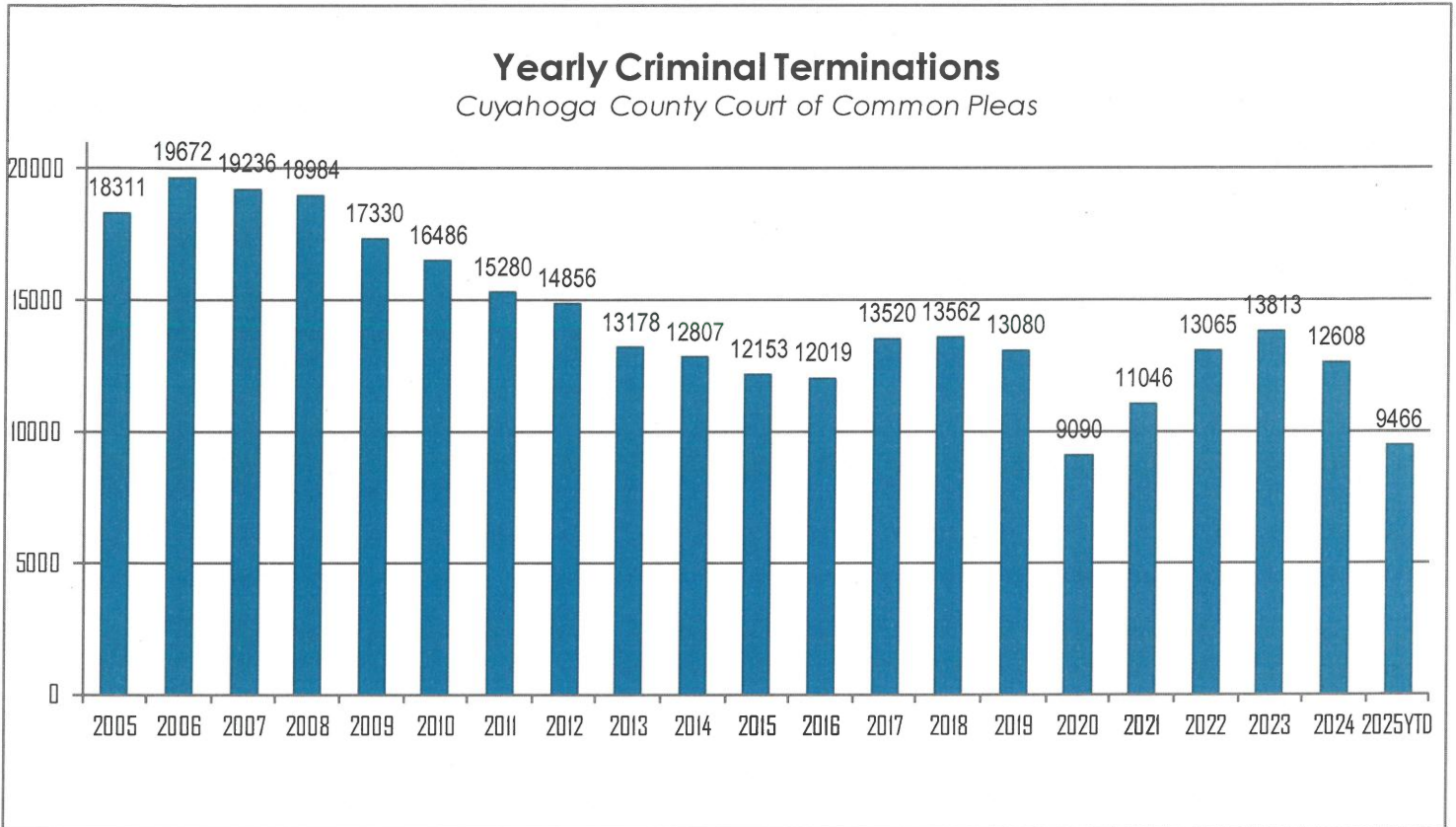
The following chart is a representation of all filed cases in Cuyahoga County Court of Common Pleas from 2005 – September 2025. Newly filed cases are defined as having been arraigned and assigned to a Judge. Re-activated cases are defined as cases where a defendant was unavailable for trial and has now become ready to proceed. Transferred cases are defined as cases moved from one judge's docket to another. This could be due to re-assignment to a Mental Health Judge or after additional information indicates that by Court rule, the case should have been assigned to another Judge.



CUYAHOGA COUNTY COMMON PLEAS COURT

Yearly Criminal Terminations

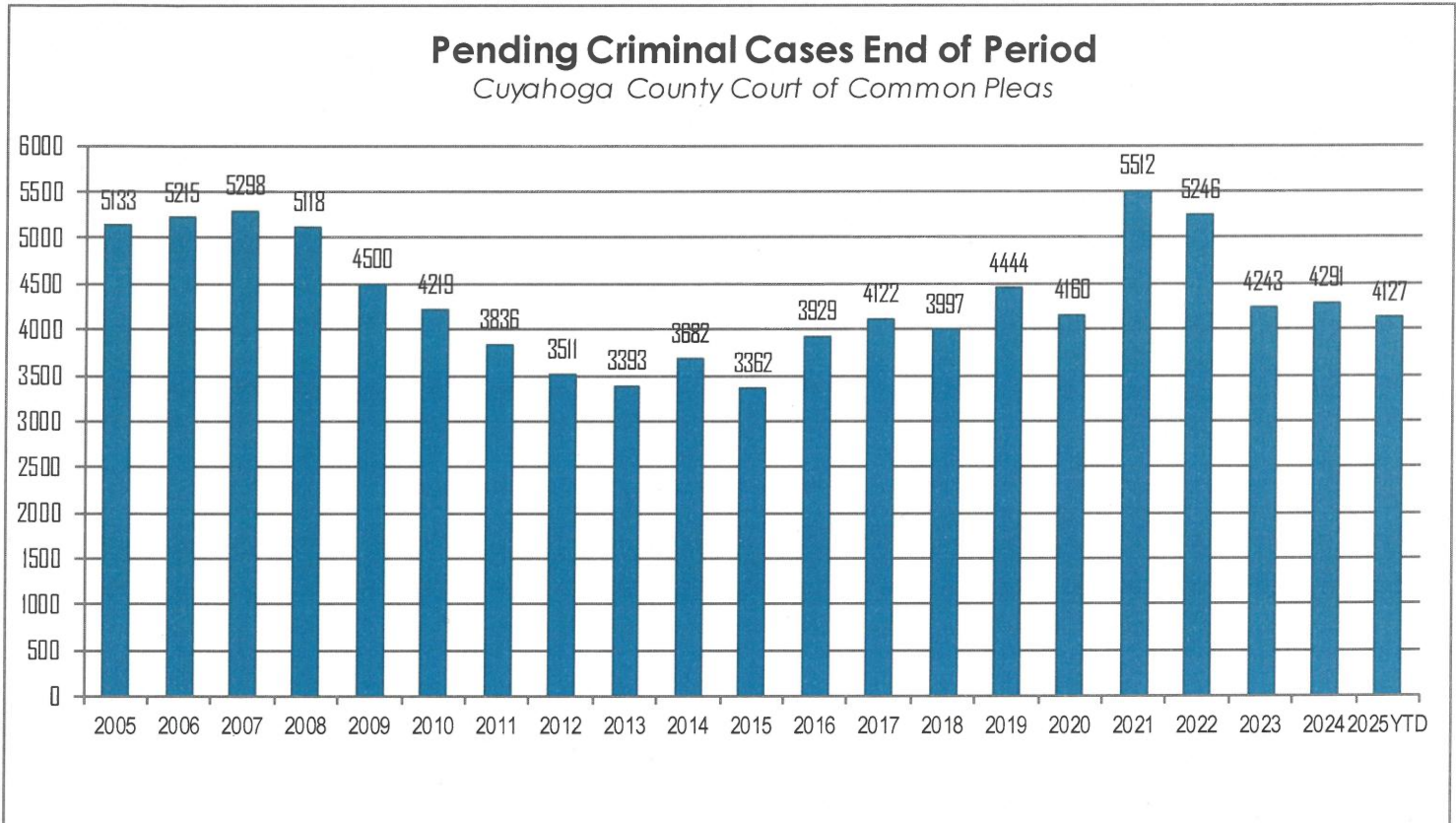
The following chart represents cases that have been terminated by the court from 2005 – September 2025. These cases have been terminated either by trial; plea, dismissal or a defendant is unavailable for trial or sentencing.



CUYAHOGA COUNTY COMMON PLEAS COURT

Pending Criminal Cases End of Period

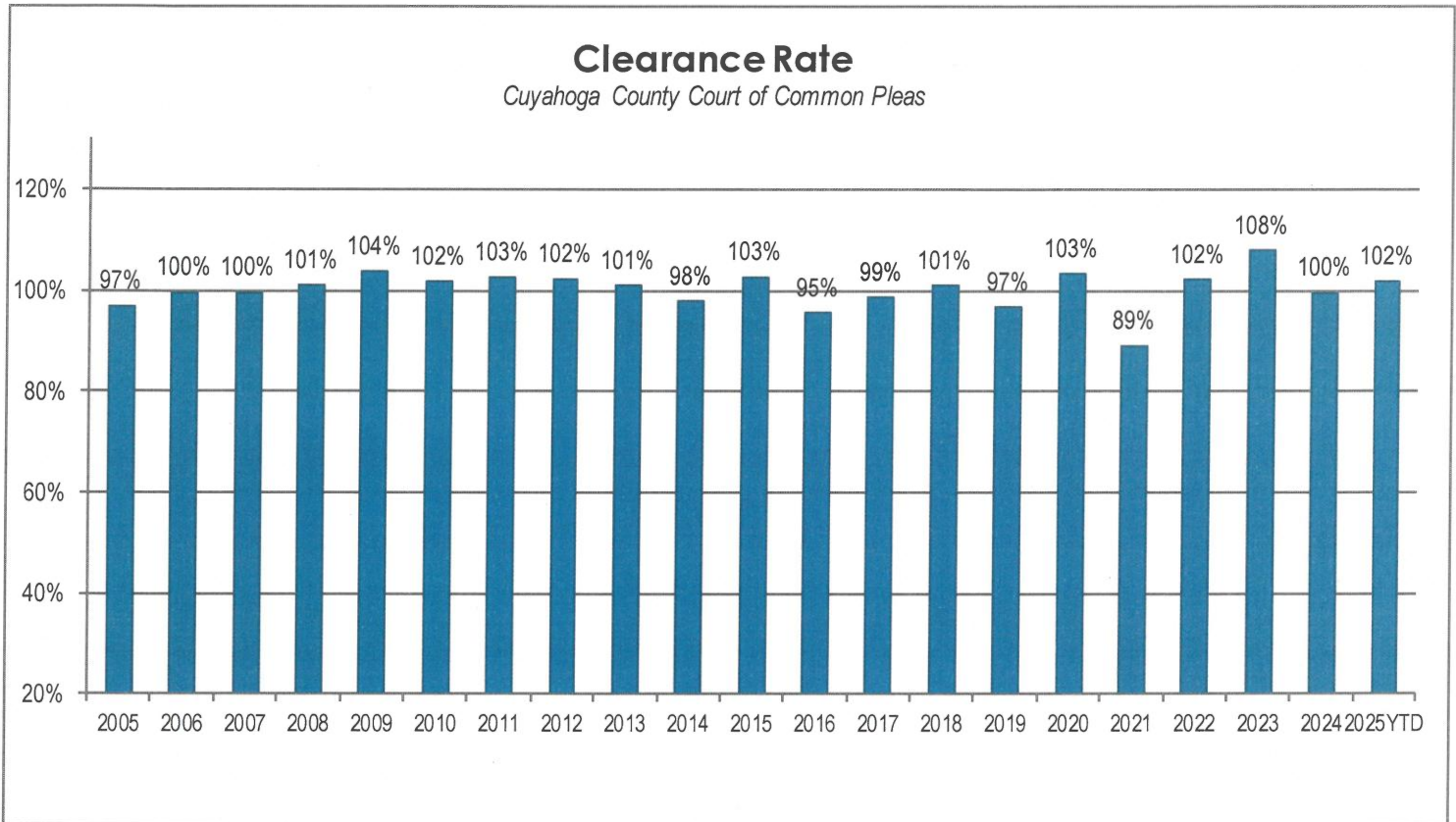
The following chart represents the total number of cases pending at the end of the reporting period from 2005 – September 2025. Pending criminal cases at the end of the period is determined by adding the total number of pending cases at the beginning of the reporting period, and all newly filed, re-activated and transferred in cases. The total number of cases terminated in the period is subtracted from the sum total pending at the beginning of the period to give the value pending at the end of the period.



CUYAHOGA COUNTY COMMON PLEAS COURT

Clearance Rate

The Clearance Rate is the total number of outgoing cases as a percentage of the number of incoming cases. Clearance rate measures whether the court is keeping up with its incoming caseload. If cases are not disposed in a timely manner, a backlog of cases awaiting disposition will grow. A Clearance Rate of 100% indicates that at least as many cases have been filed, reopened, or reactivated in a period have been disposed.



Arrest to Disposition Timeline

Arrest to disposition timeline is a method to measure how felony cases flow through the Cuyahoga County Criminal Justice System. By capturing how long a case takes to move from stage to stage, we can examine where problems may exist and where potential improvements in case processing can be made.

The source data was extracted from the Cuyahoga County Court of Common Pleas Case Management System. The overall population of sample data was based on cases terminated in a given month excluding cases that have gone through diversion programs. A case is defined as a defendant and all charges involved in a single incident. The period for the extracted data is from September 2025.

The stages examined were:

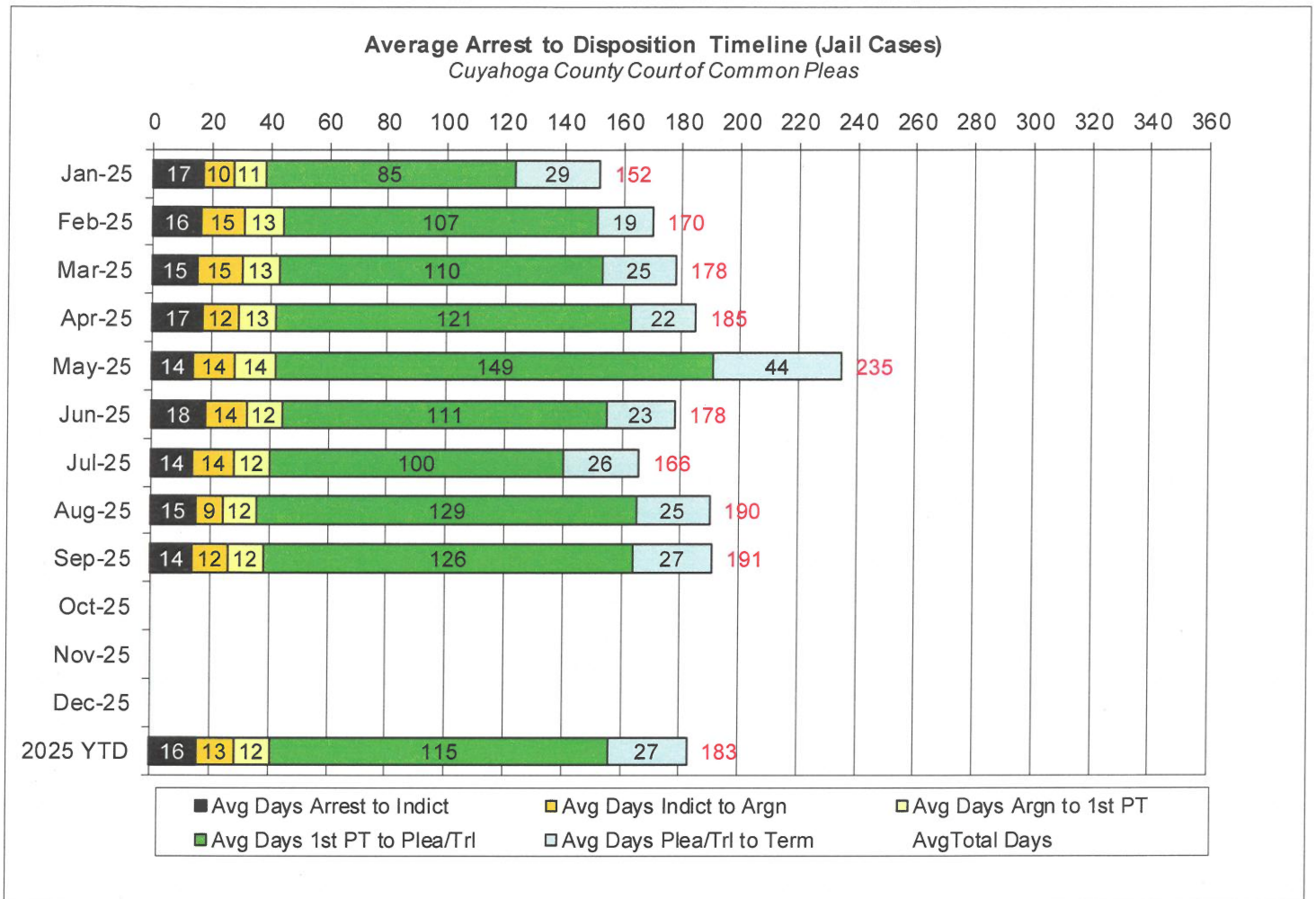
Arrest to Indictment
Indictment to Arraignment
Arraignment to 1st Pre-Trial
1st Pre-Trial to Plea/Trial
Plea/Trial to Termination

Due to the fact that each case may or may not have all of the stage date elements, a method to arrive at stage averages was applied. For a case to be included in the average for a stage there would need to be both dates for the given stage. A case would be included in the Arrest to Indictment stage if both arrest date and indictment date were available. This method was applied to each of the five stages. Next we calculated the total number of cases that met the date criteria for each of the ranges and also the total number of days between each date. To arrive at an average, the total number of days for each case in each range was calculated and divided by the total number of cases that met the date criteria. If a case had a time period or periods where the defendant was capiased or referred to the Psych Clinic, that amount of time was subtracted from the appropriate range. For re-indicted cases, the original arrest date is used.

The following three charts are for Jail, Non-Jail and combined Jail and Non-Jail cases. Jail and Non-Jail cases are defined by the posting of bond prior to plea or trial.

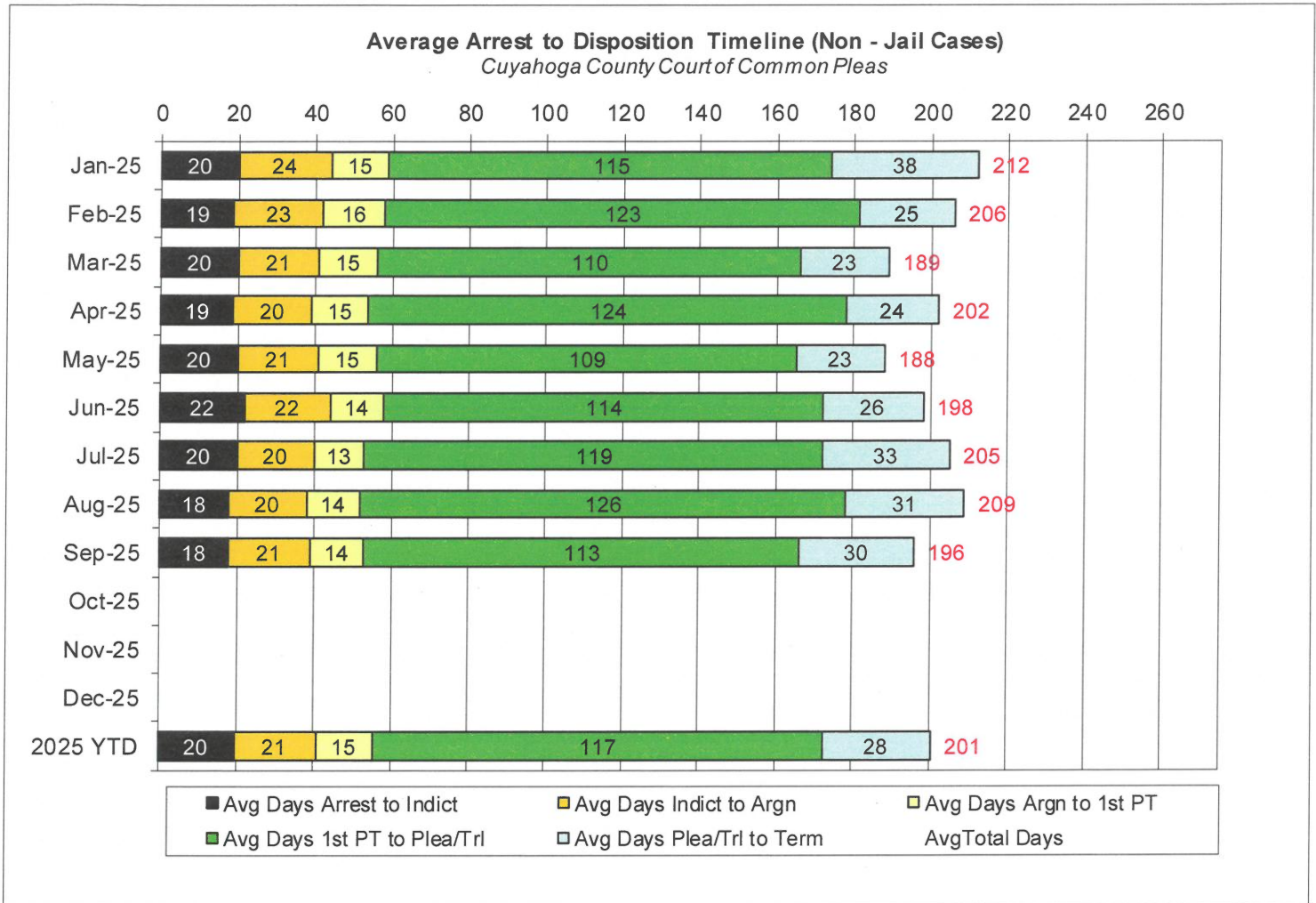
CUYAHOGA COUNTY COMMON PLEAS COURT

Average Arrest to Disposition Timeline (Jail Cases)



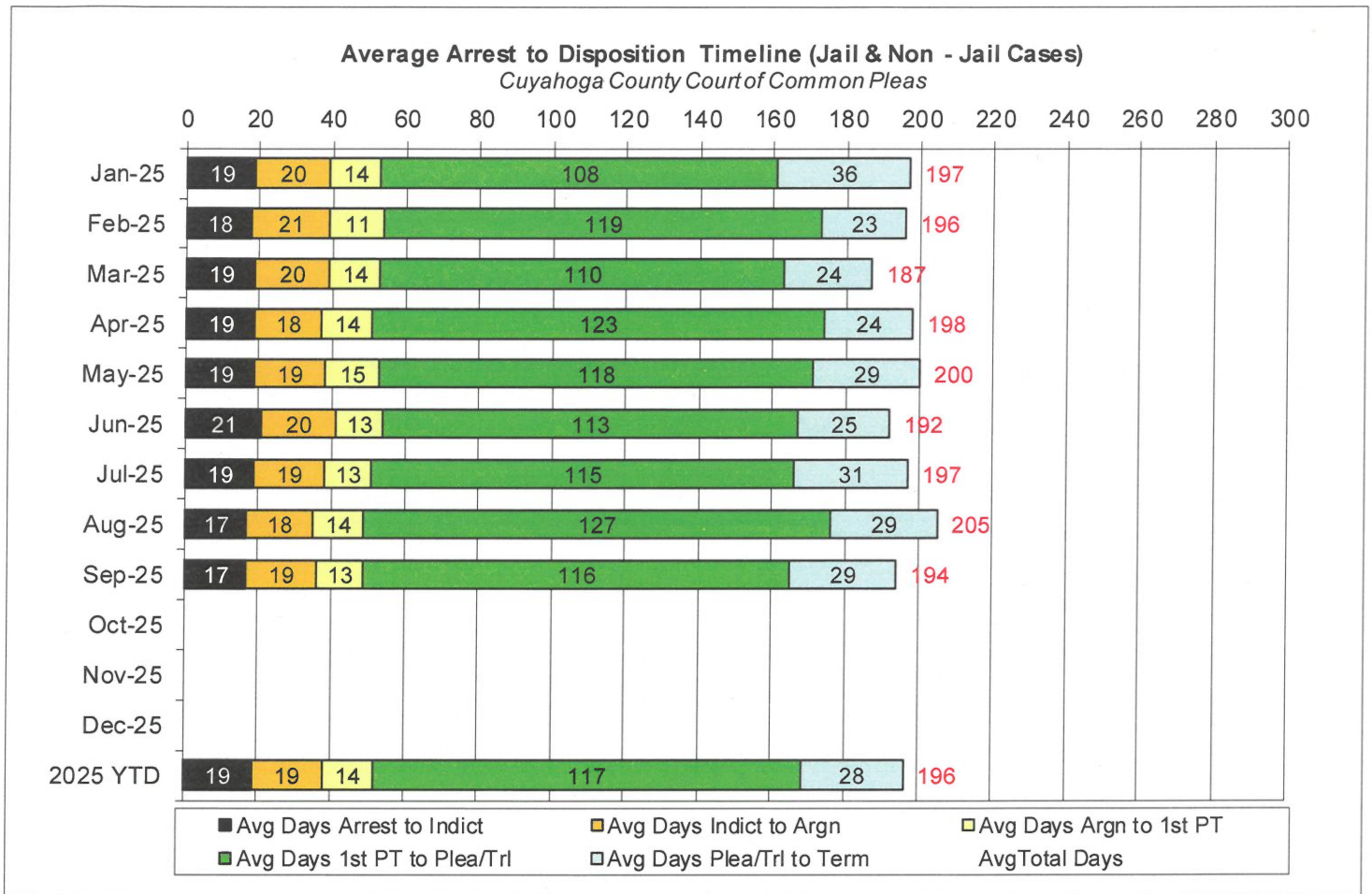
CUYAHOGA COUNTY COMMON PLEAS COURT

Average Arrest to Disposition Timeline (Non-Jail Cases)



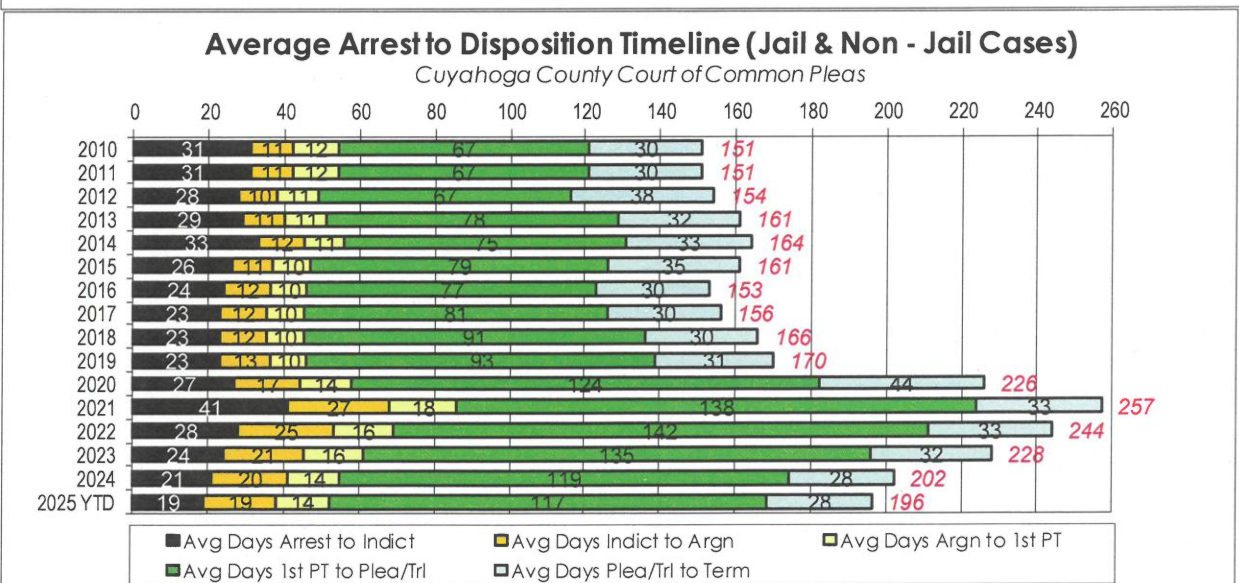
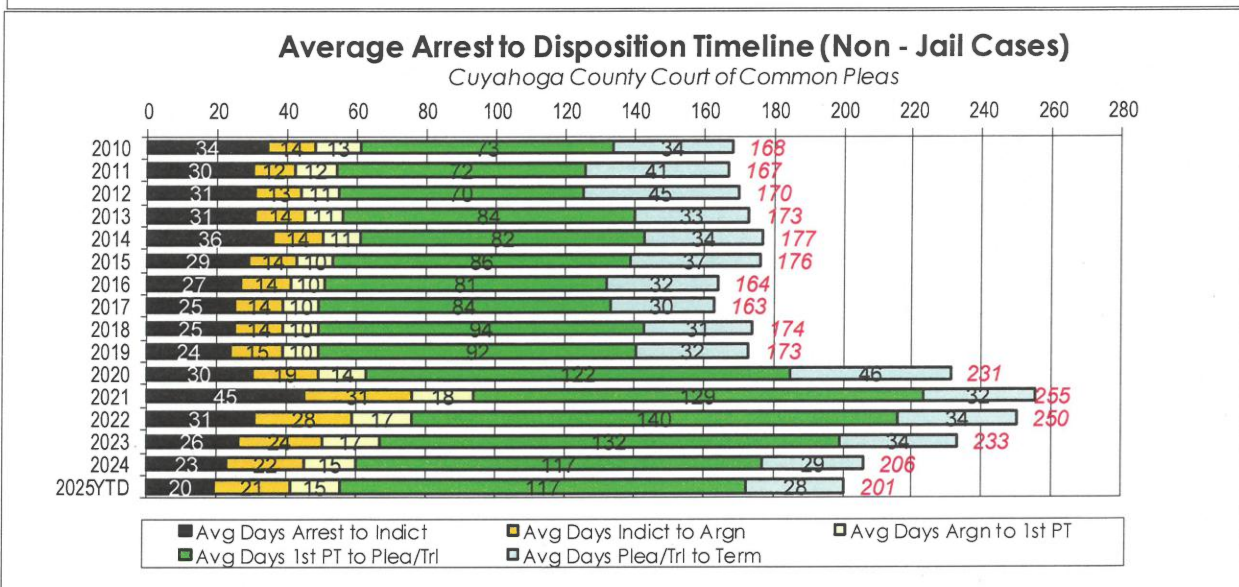
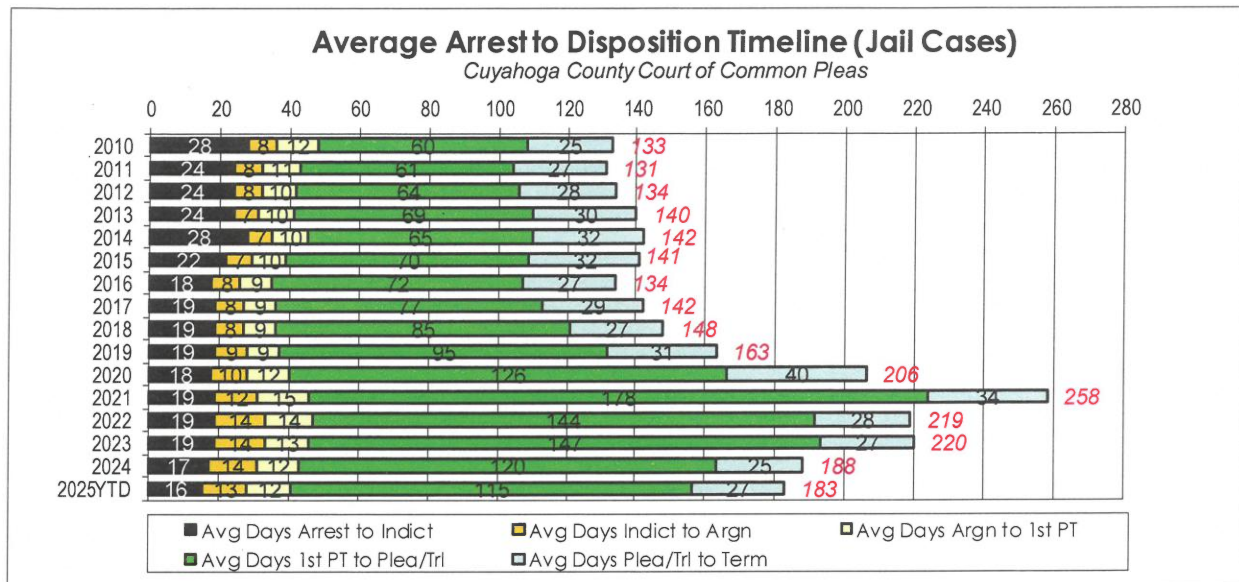
CUYAHOGA COUNTY COMMON PLEAS COURT

Average Arrest to Disposition Timeline (Jail and Non-Jail Cases)



CUYAHOGA COUNTY COMMON PLEAS COURT

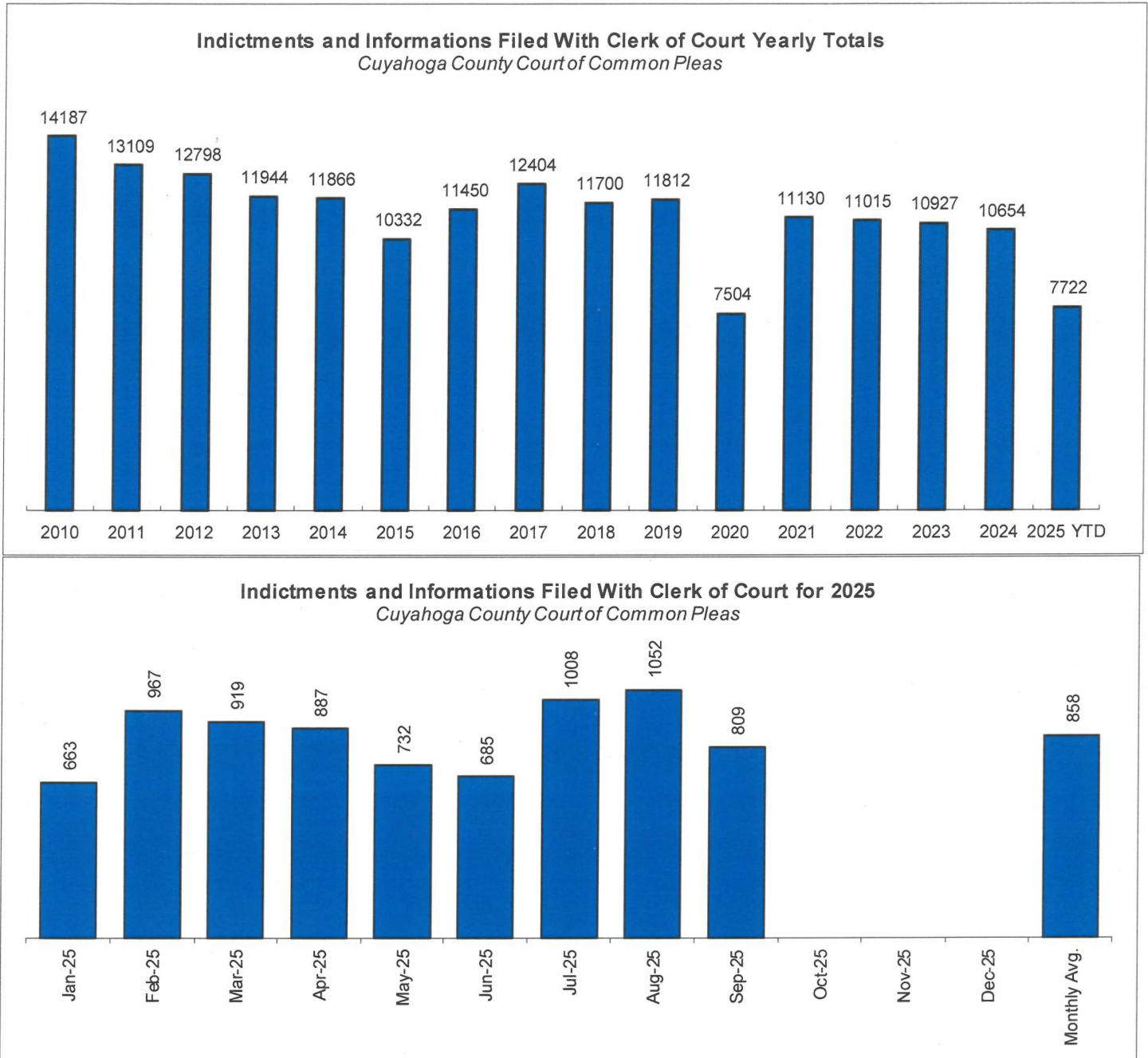
Yearly Average Arrest to Disposition Timeline



CUYAHOGA COUNTY COMMON PLEAS COURT

Indictments and Informations Filed With the Clerk of Courts

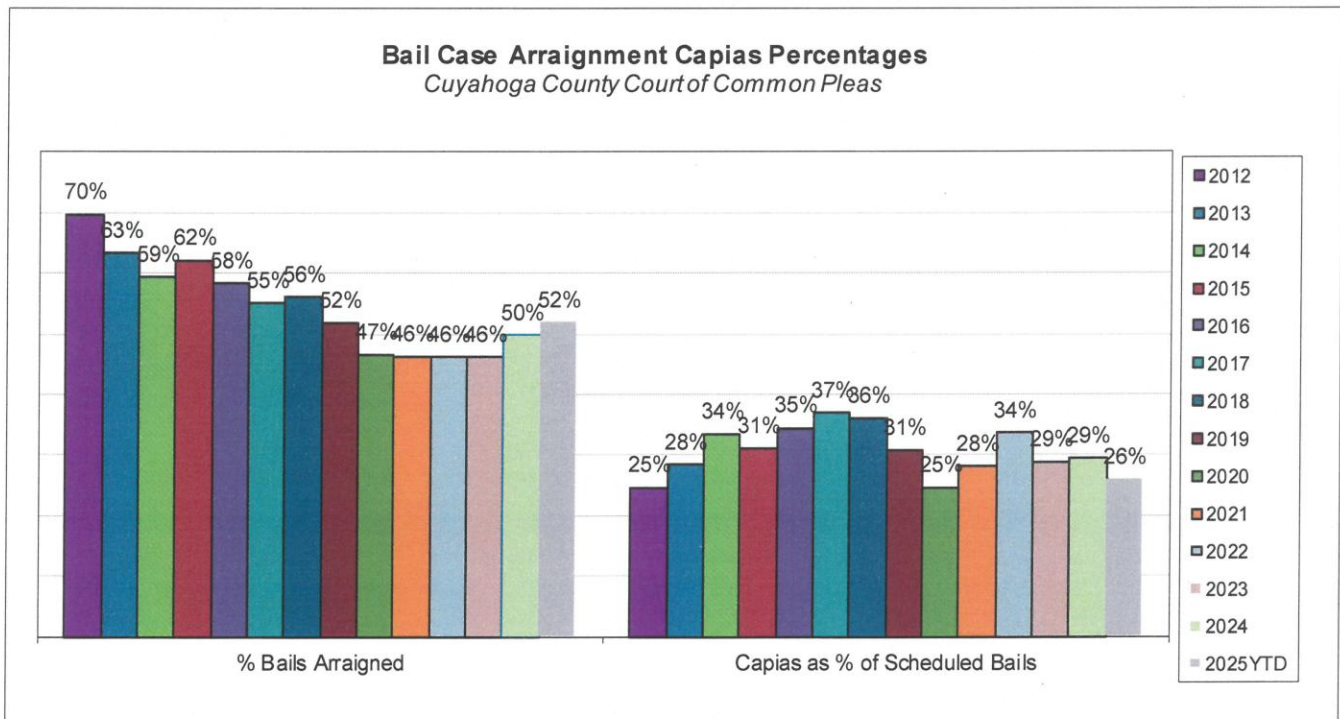
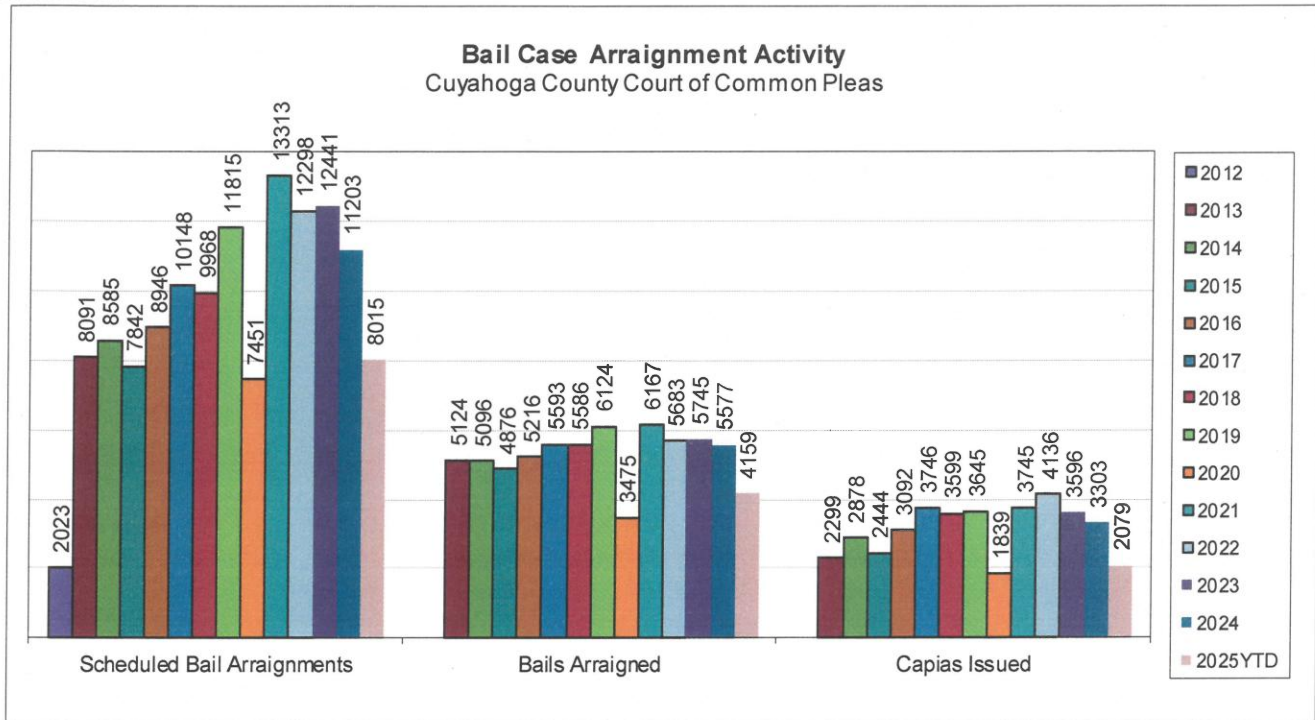
The following charts are reflective of Indictments and Informations filed with the Criminal Clerk of Courts from 2010. The source for this information was the Criminal Clerk's Office.



CUYAHOGA COUNTY COMMON PLEAS COURT

Bail Case Arraignment Activity

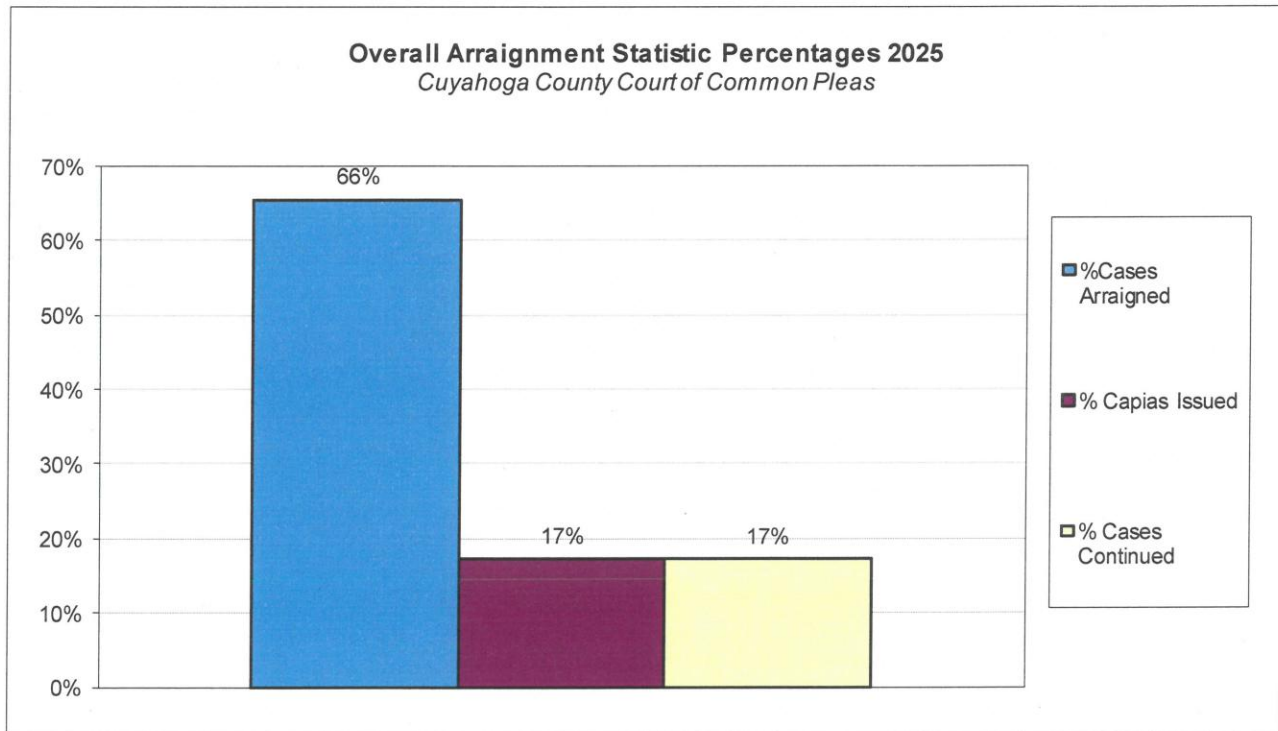
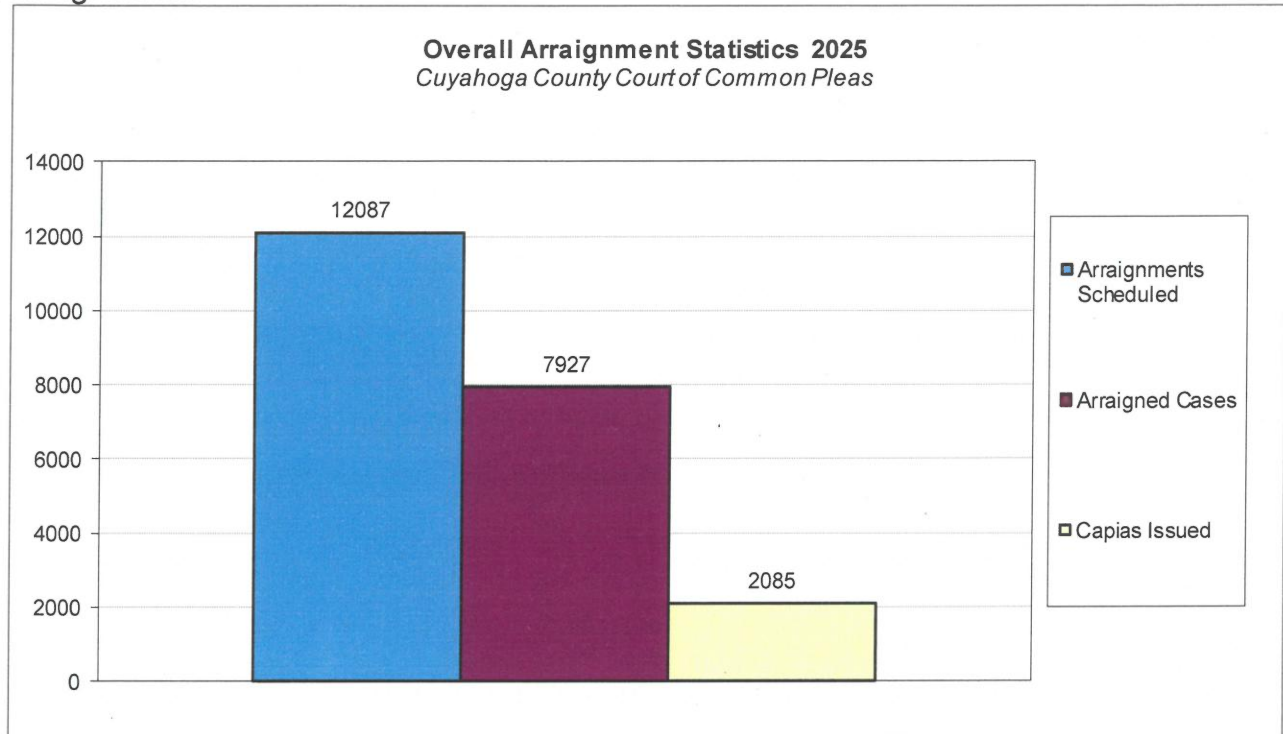
The following charts are reflective of arraignment activity where the defendant was not incarcerated at the time of arraignment. The source for this information was the Criminal Records Department.



CUYAHOGA COUNTY COMMON PLEAS COURT

Overall Arraignment Statistics

The arraignment statistics were provided by the Criminal Records Department. They are provided to give a representation of arraignment activity in the Court in 2025. These statistics include jail and non – jail arraignments.



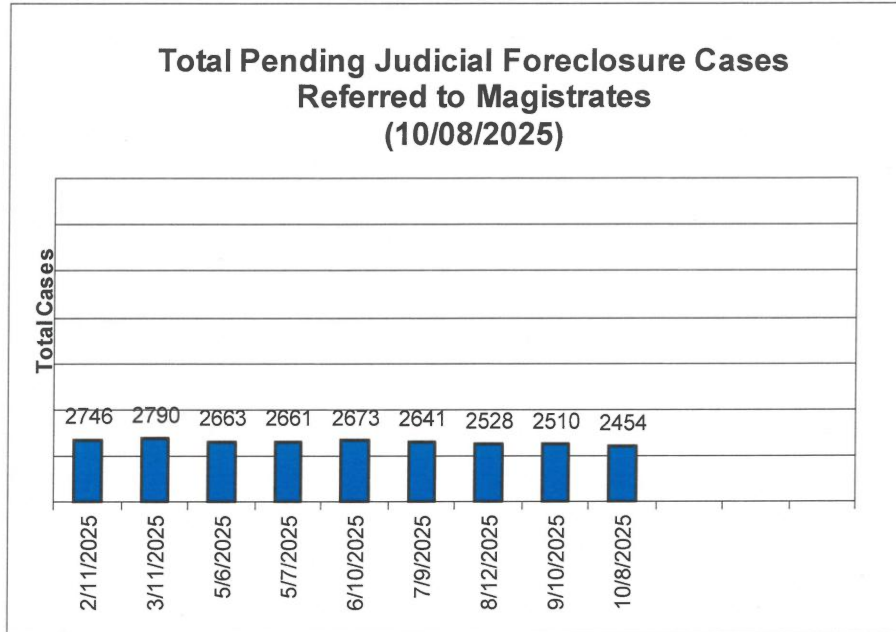
Judicial Foreclosure Statistics¹

¹ For clarification purposes, Foreclosure cases in this report are identified as Judicial Foreclosure filings (filing codes 1460 (Foreclosure Marsh. Of Lien), 1465(Tax Lien), 1466 (Tax Certificate), 1470 (Quiet Title), and 1480 (Partition)). These cases are different from Board of Revision Foreclosures, which are not reported here.

CUYAHOGA COUNTY COMMON PLEAS COURT

Total Pending Judicial Foreclosure Cases Referred to Magistrates

The following chart is a display of the total number of pending Judicial Foreclosure cases referred to the Magistrates on specific dates. The table below shows the number of these cases pending from each year since 2012.

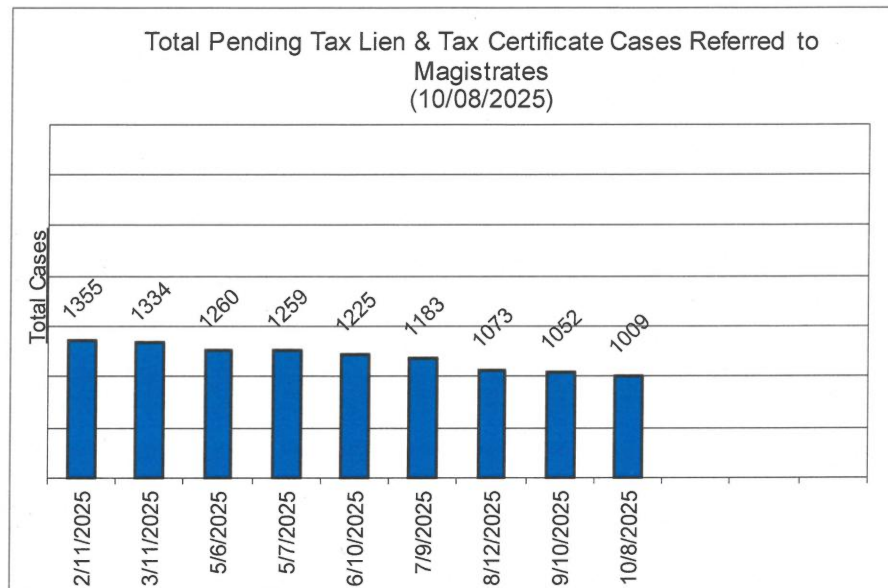


	As of:	2/11/2025	3/11/2025	5/6/2025	5/7/2025	6/10/2025	7/9/2025	8/12/2025	9/10/2025	10/8/2025			
Year													
2015		1	1	0	0	0	0	0	0	0			
2016		0	0	0	0	0	0	0	0	0			
2017		1	2	1	1	0	0	0	0	0			
2018		4	4	6	6	5	4	2	1	1			
2019		4	5	3	3	5	5	4	3	2			
2020		2	3	0	0	0	0	2	2	1			
2021		6	10	8	8	7	7	6	6	7			
2022		13	13	11	11	7	6	7	4	5			
2023		99	83	49	49	36	31	25	24	20			
2024		2013	1660	941	934	688	515	355	292	230			
2025		603	1009	1644	1649	1925	2073	2127	2178	2188			
Total		2746	2790	2663	2661	2673	2641	2528	2510	2454			

CUYAHOGA COUNTY COMMON PLEAS COURT

Total Pending Tax Lien & Certificate Cases Referred to Magistrates

The following chart is a display of the number of pending tax Judicial Foreclosure cases referred to the Magistrates on specific dates. The table below shows the number of pending tax Judicial Foreclosure cases in each year since 2010.




	As of:	2/11/2025	3/11/2025	5/6/2025	5/7/2025	6/10/2025	7/9/2025	8/12/2025	9/10/2025	10/8/2025			
Year													
2010		1	1	1	1	1	1	1	1	1			
2012		1	1	1	1	1	1	1	1	1			
2015		2	2	2	2	2	2	2	2	2			
2016		2	2	2	2	2	2	2	2	2			
2017		1	2	1	1	0	0	0	0	0			
2018		2	2	5	5	4	3	1	1	1			
2019		3	3	2	2	2	1	1	1	1			
2020		1	2	0	0	0	0	1	1	0			
2021		4	7	5	5	5	5	4	4	4			
2022		1	2	2	2	1	1	2	1	1			
2023		18	12	5	5	6	5	4	6	3			
2024		1034	844	443	441	289	195	113	89	68			
2025		285	454	791	792	912	967	941	943	925			
Total		1355	1334	1260	1259	1225	1183	1073	1052	1009			

CUYAHOGA COUNTY COMMON PLEAS COURT

Percentage of Pending Judicial Foreclosure Cases By Filing Year

The following chart is a representation of the total number of pending Judicial Foreclosure cases by filing year expressed as a percentage on a specific date. The table below is the supporting data for this chart.

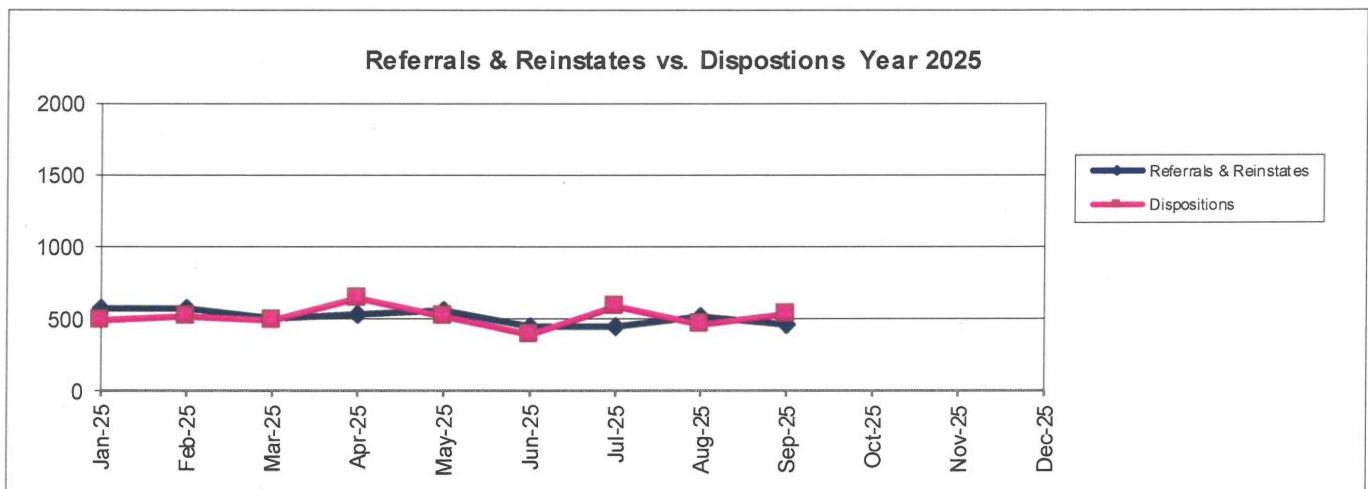
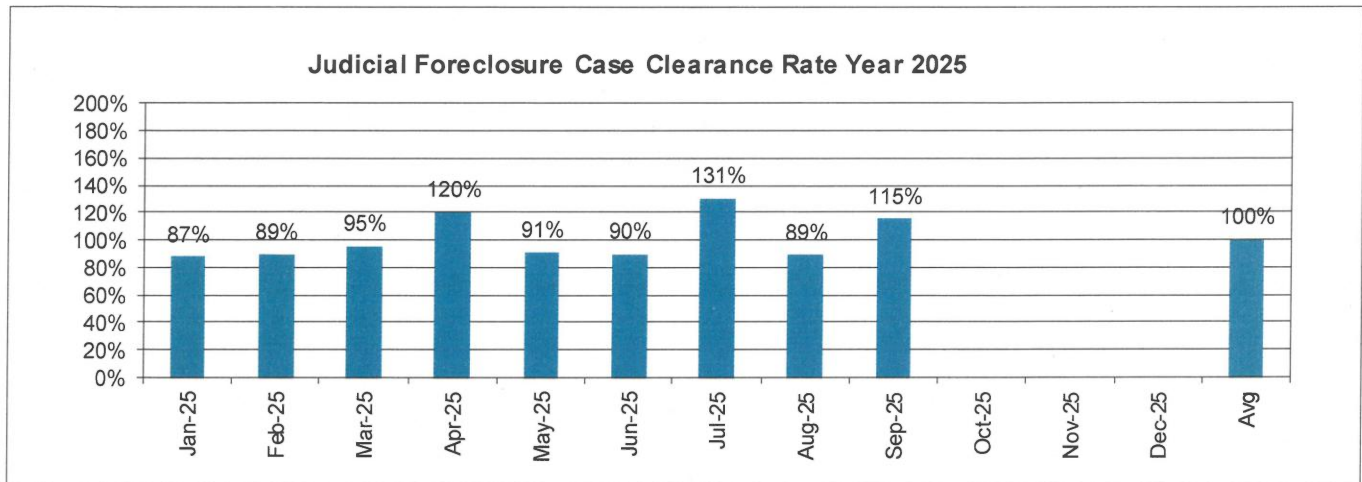


	As of:	10/8/2025	% of Total
Year			
2015		0	0.00%
2016		0	0.00%
2017		0	0.00%
2018		1	0.04%
2019		2	0.08%
2020		1	0.04%
2021		7	0.29%
2022		5	0.20%
2023		20	0.81%
2024		230	9.37%
2025		2188	89.16%
Total		2454	100.00%

CUYAHOGA COUNTY COMMON PLEAS COURT

Judicial Foreclosure Clearance Rate Year 2025

The Clearance Rate is the number of outgoing cases as a percentage of the number of incoming cases. Clearance rate measures whether the court is keeping up with its incoming caseload. If cases are not disposed in a timely manner, a backlog of cases awaiting disposition will grow. A Clearance Rate of 100% indicates that at least as many cases as have been filed, reopened, or reactivated in a period have been disposed.

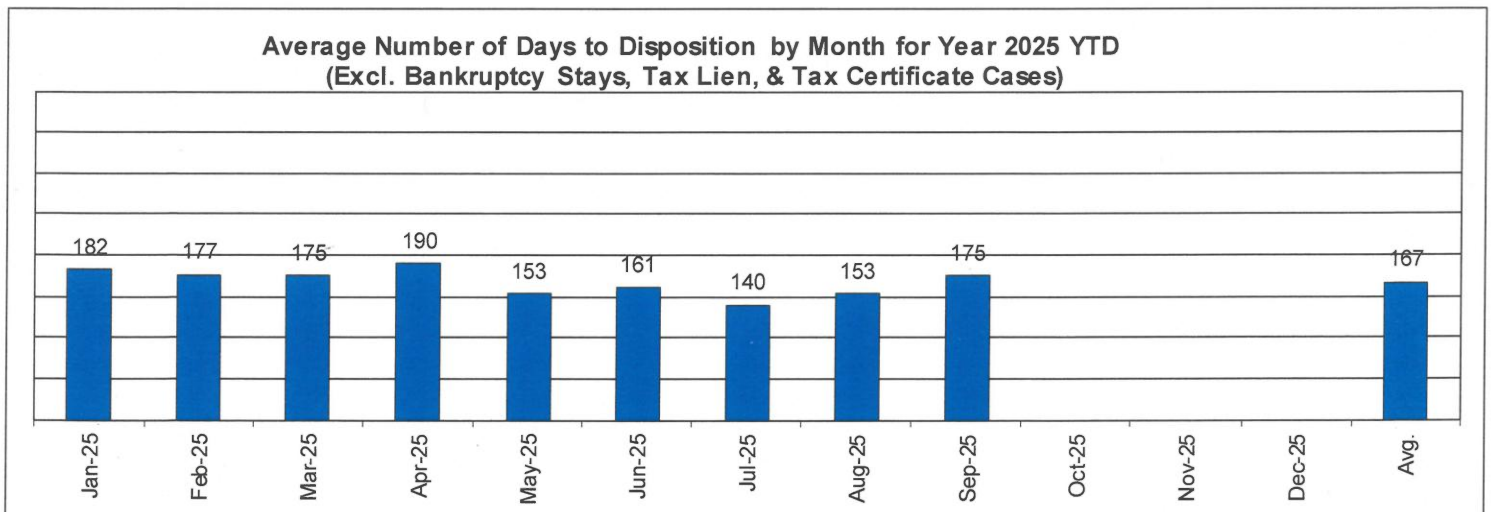
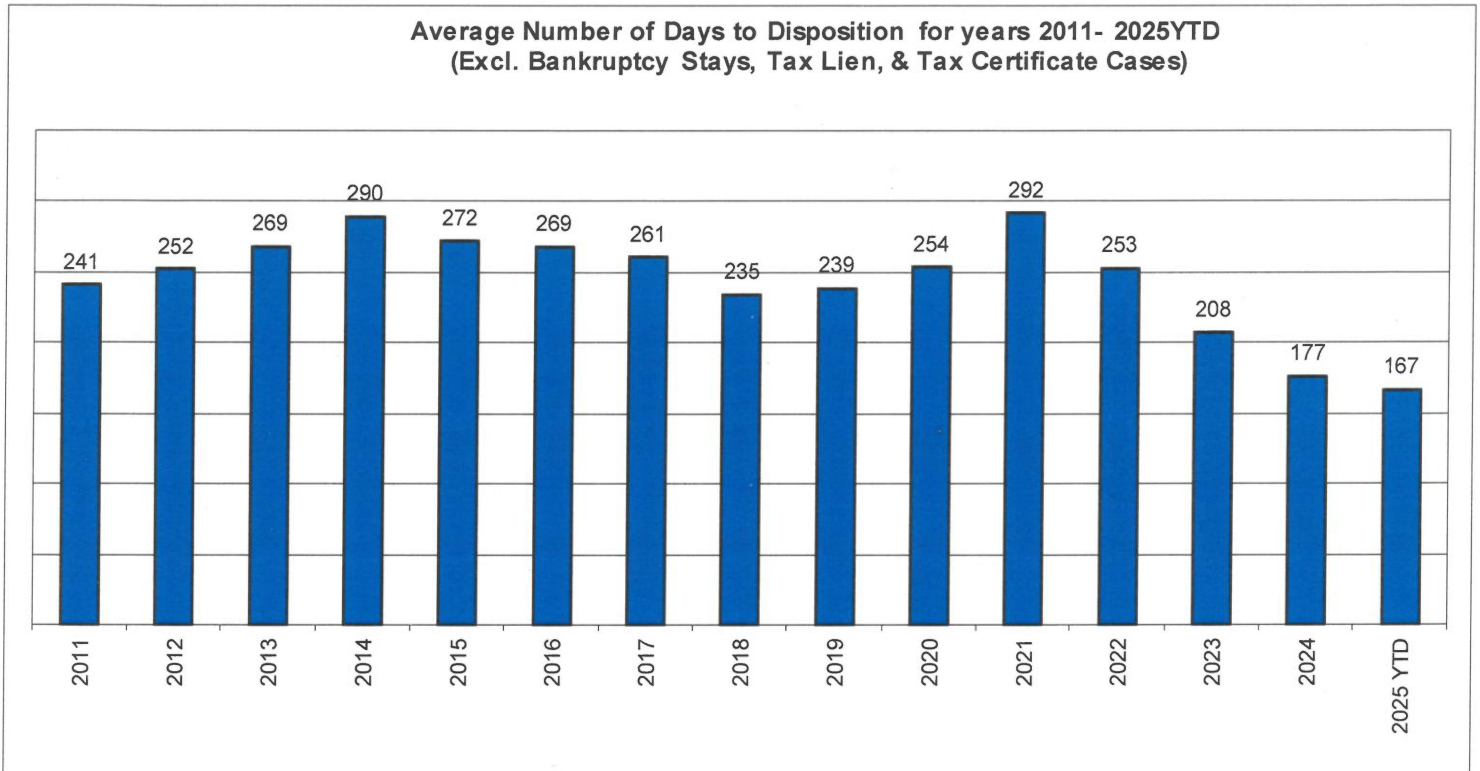


	Referrals & Reinstates	Dispositions	Clearance Rate
Jan-25	564	492	87%
Feb-25	575	513	89%
Mar-25	508	485	95%
Apr-25	531	639	120%
May-25	560	509	91%
Jun-25	443	398	90%
Jul-25	444	580	131%
Aug-25	515	457	89%
Sep-25	458	527	115%
Oct-25			
Nov-25			
Dec-25			
Avg	511	511	100%
Total	4598	4600	

CUYAHOGA COUNTY COMMON PLEAS COURT

Avg. Number of Days to Disp. (Excl. Bank. Stays & Tax Lien & Tax Cert.)

The average number of days to disposition is the number of days from filing to a final disposition entry being filed with the Clerk of Court. The data sample is based on all judicial foreclosure cases terminated by decree or dismissal (cases terminated by bankruptcy are not included) in a month. Each case is examined to determine the number of days between filing and termination with the periods that a case may have been in bankruptcy subtracted. Adding the total days of all of the cases minus bankruptcy periods and dividing by the total number of cases calculates the average. In the following chart, tax judicial foreclosure cases are excluded.

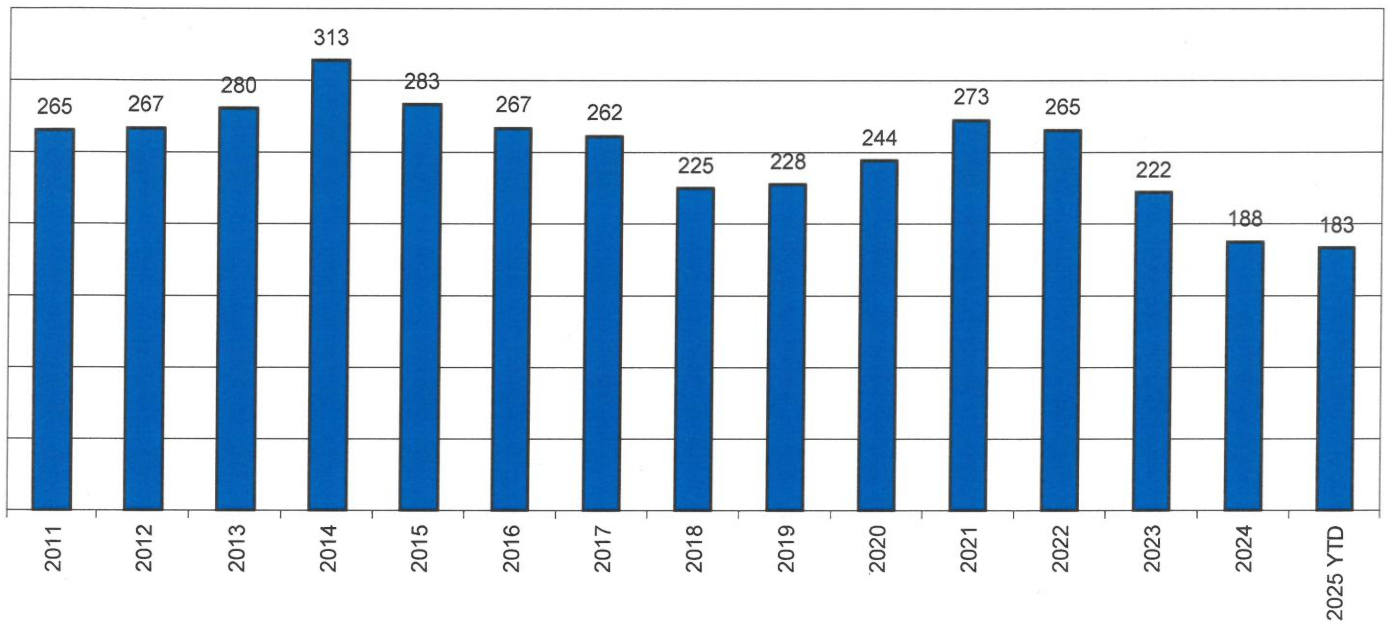


CUYAHOGA COUNTY COMMON PLEAS COURT

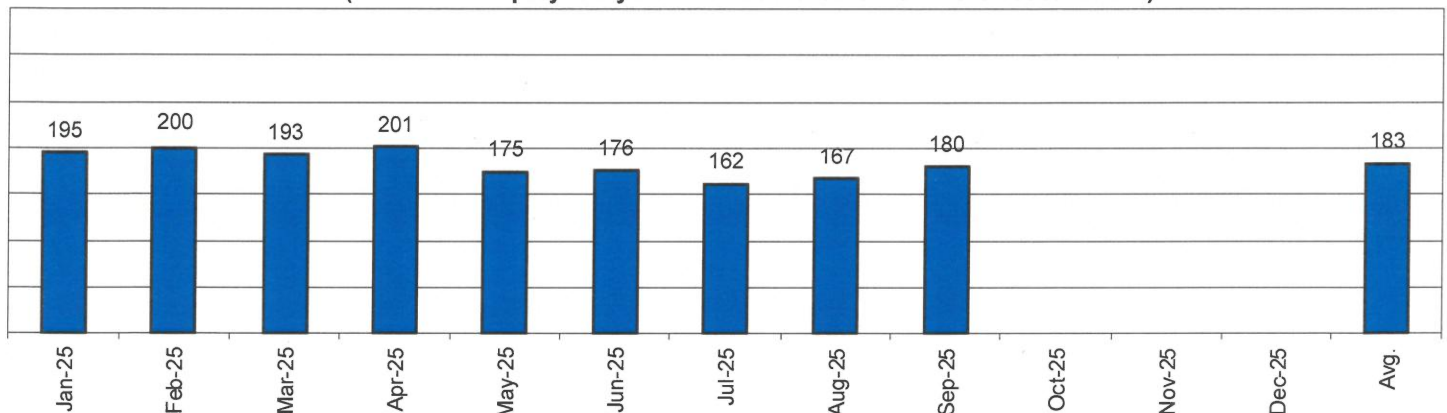
Avg. Number of Days to Disp. (Excl. Bank. Stays & Incl. Tax Lien & Tax Cert.)

The average number of days to disposition is the number of days from filing to a final disposition entry being filed with the Clerk of Court. The data sample is based on all Judicial Foreclosure cases terminated by decree or dismissal (cases terminated by bankruptcy are not included) in a month. Each case is examined to determine the number of days between filing and termination with the periods that a case may have been in bankruptcy subtracted. Adding the total days of all of the cases minus bankruptcy periods and dividing by the total number of cases calculates the average. In the following chart, all types of Judicial Foreclosure cases are included.

Average Number of Days to Disposition for years 2011 - 2025YTD
(Excl. Bankruptcy Stays, Include Tax Lien, & Tax Certificate Cases)



Average Number of Days to Disposition by Month for Year 2025YTD
(Excl. Bankruptcy Stays & Incl. Tax Lien & Tax Certificate Cases)

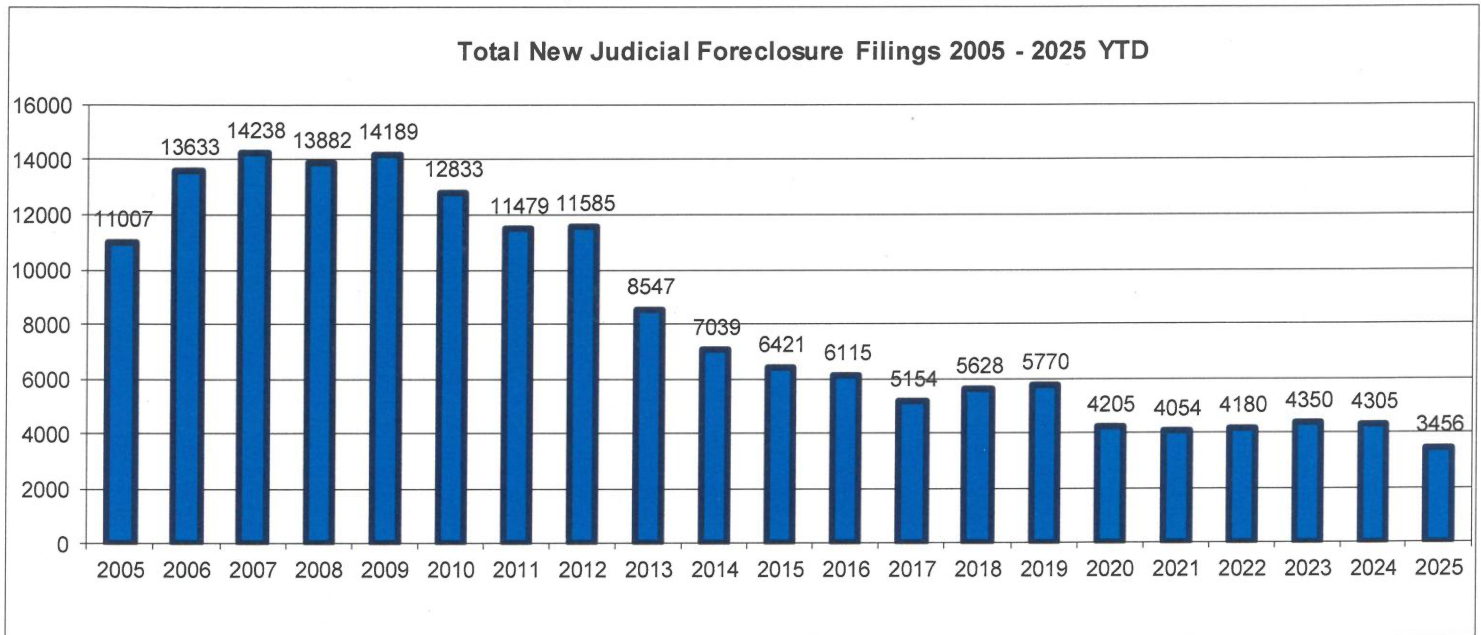


CUYAHOGA COUNTY COMMON PLEAS COURT

Total New Judicial Foreclosure Filings

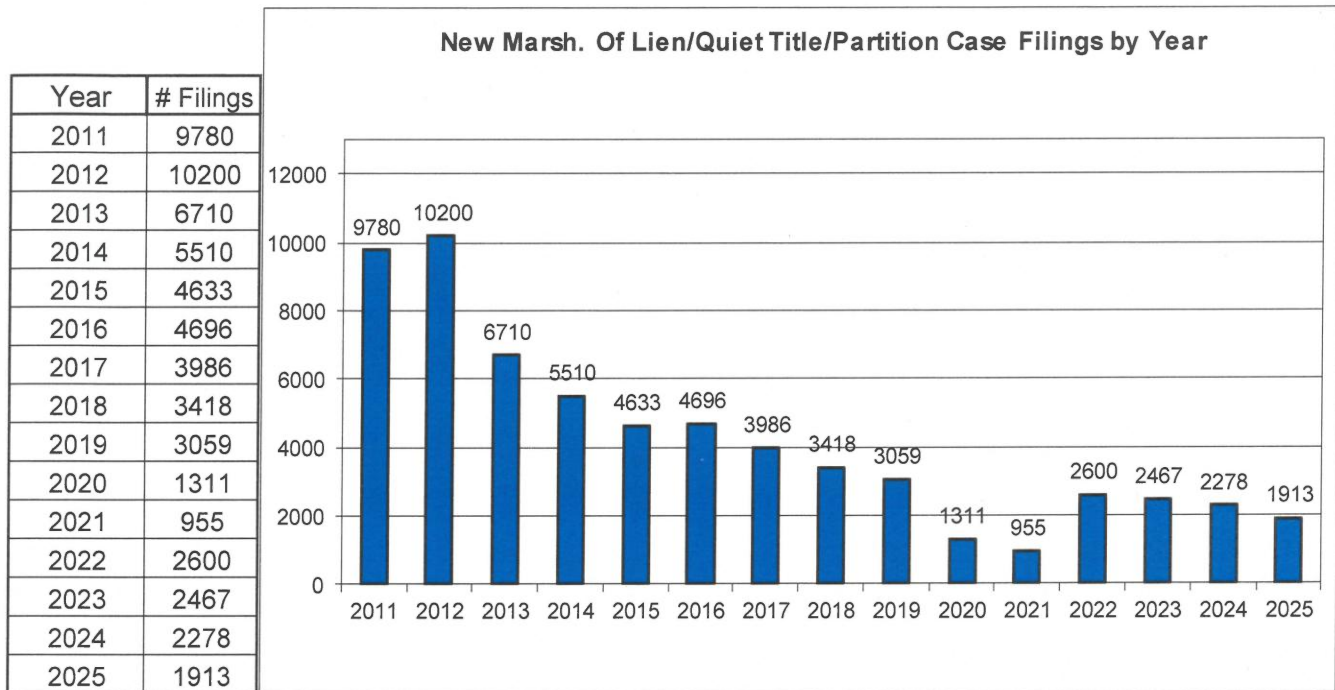
The following charts are provided as a historical view of new judicial foreclosure filings.

1. Total New Judicial Foreclosure Filings from 2005 – 2025 by year
2. Total New Marsh of Lien/Quiet Title/Partition Filings from 2011 – 2025 by month
3. Total New Tax Lien & Tax Certificate Filings for 2011 – 2025 by month
4. Total New Judicial Foreclosure Filings from 2011 – 2025 by month

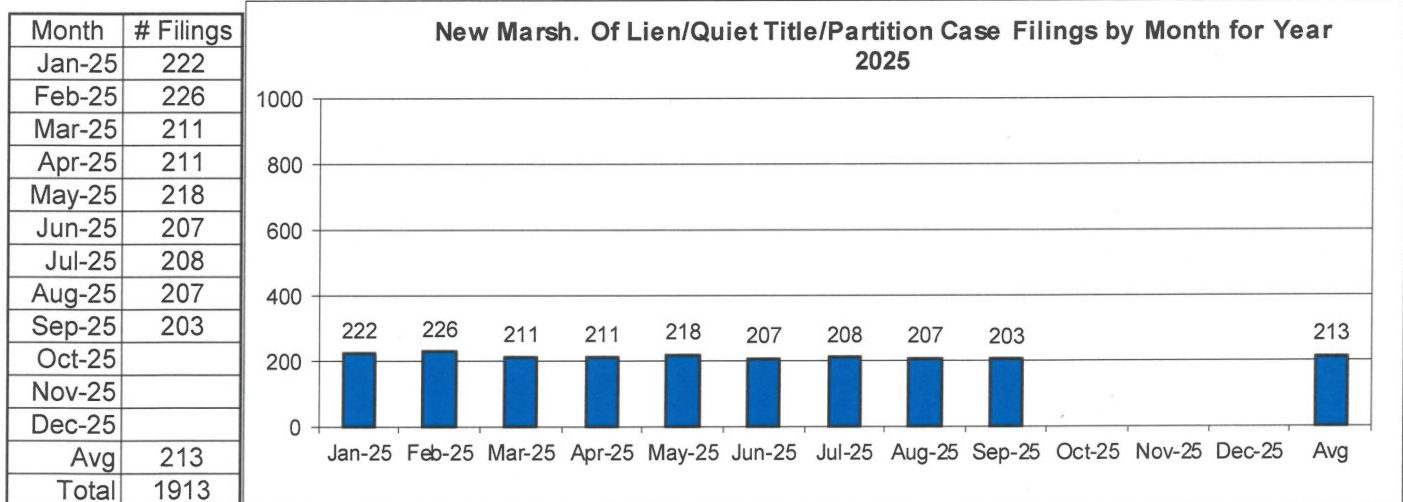


CUYAHOGA COUNTY COMMON PLEAS COURT

New Marsh of Lien/Quiet Title/Partition Case Filings for Years 2011 – 2025 YTD



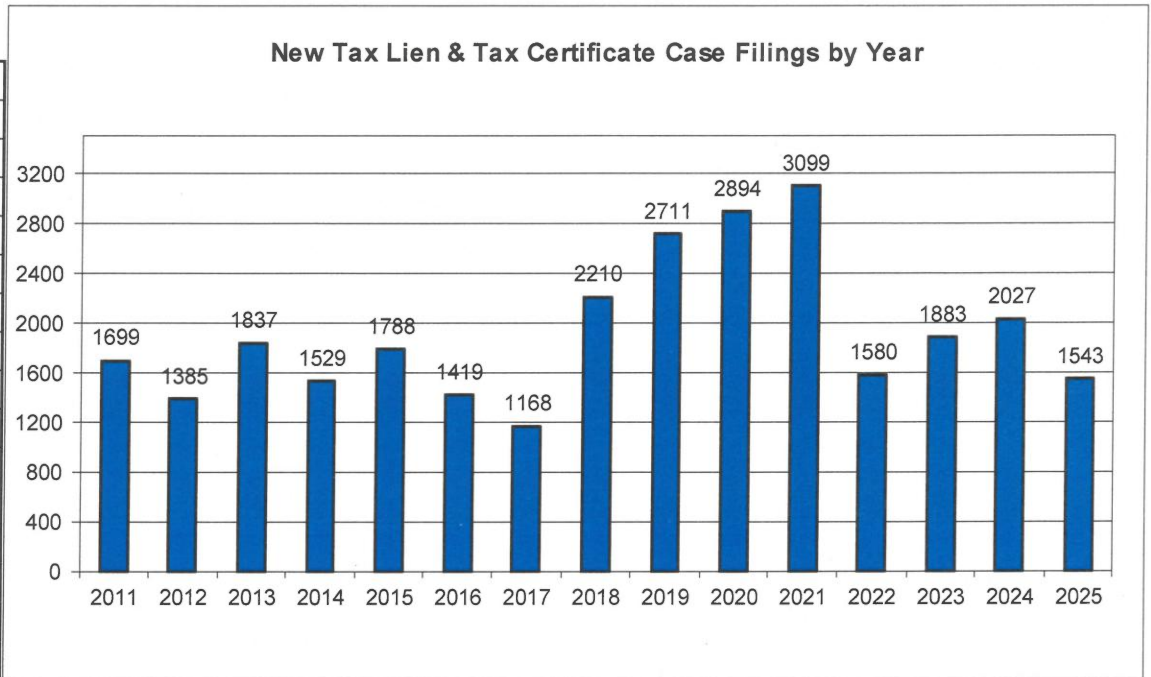
New Marsh of Lien/Quiet Title/Partition Case Filings by month for 2025 YTD



CUYAHOGA COUNTY COMMON PLEAS COURT


New Tax Lien & Certificate Filings for Years 2011 – 2025 YTD

Year	# Filings
2011	1699
2012	1385
2013	1837
2014	1529
2015	1788
2016	1419
2017	1168
2018	2210
2019	2711
2020	2894
2021	3099
2022	1580
2023	1883
2024	2027
2025	1543



New Tax Lien & Certificate Filings by Month for Year 2025 YTD

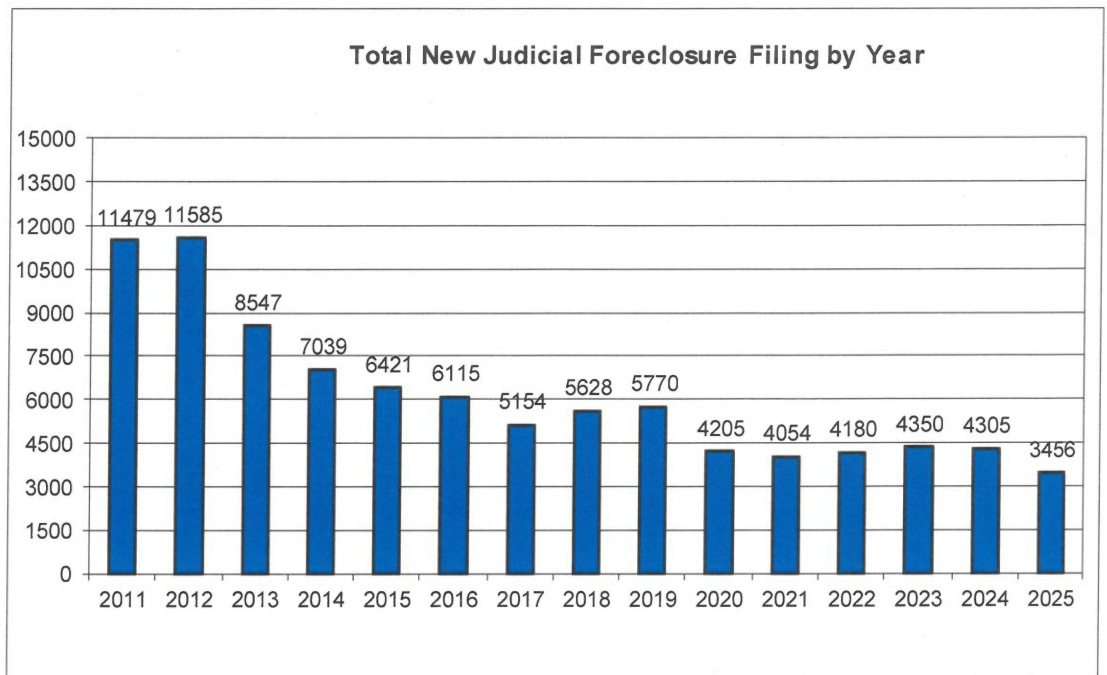
Month	# Filings
Jan-25	207
Feb-25	207
Mar-25	192
Apr-25	202
May-25	188
Jun-25	134
Jul-25	135
Aug-25	141
Sep-25	137
Oct-25	
Nov-25	
Dec-25	
Avg	171
Total	1543



CUYAHOGA COUNTY COMMON PLEAS COURT

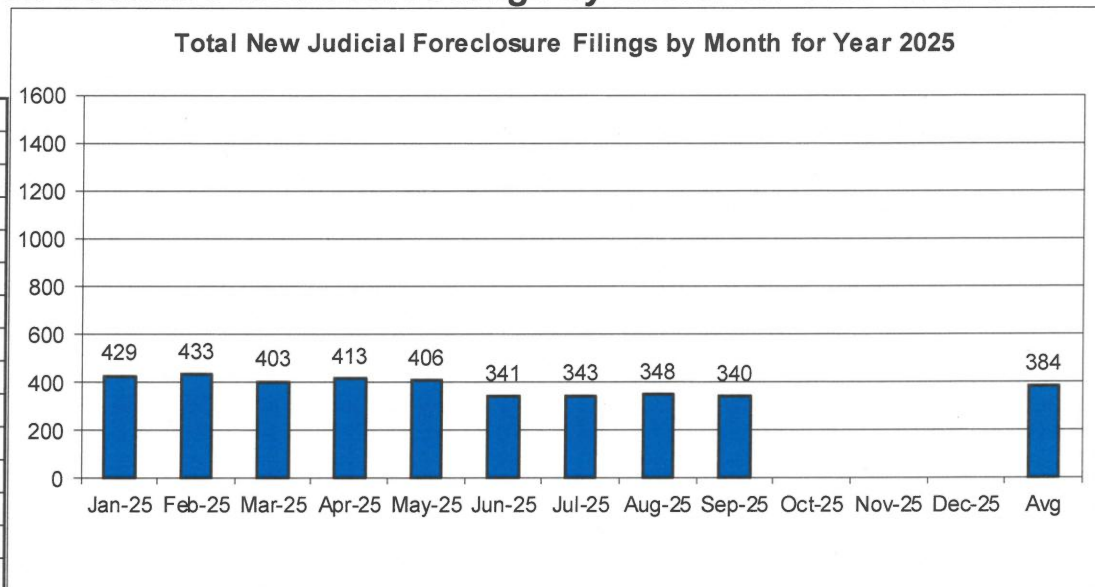
Total New Judicial Foreclosure Filings Years 2011 – 2025 YTD

Year	# Filings
2011	11479
2012	11585
2013	8547
2014	7039
2015	6421
2016	6115
2017	5154
2018	5628
2019	5770
2020	4205
2021	4054
2022	4180
2023	4350
2024	4305
2025YTD	3456



Total New Judicial Foreclosure Filings by Month for Year 2025 YTD

Month	# Filings
Jan-25	429
Feb-25	433
Mar-25	403
Apr-25	413
May-25	406
Jun-25	341
Jul-25	343
Aug-25	348
Sep-25	340
Oct-25	
Nov-25	
Dec-25	
Avg	384
Total	3456



Magistrate's Monthly Reports

The Magistrates' Monthly Report consists of 5 reports. Below is a description of each.

Magistrate's Monthly Supplemental Journal Entry Report (R415)

Retrieves total number of supplemental entries and Decrees of Confirmation of Sheriff's sale created during a specific period. A supplemental entry is any journal created by a magistrate, which does not close out a case. For example, any magistrate's order (MG) setting a hearing, any journal entry (JE) ruling on a motion, journals confirming Sheriff's sales, etc.).

Magistrate's Full Disposition Count by Magistrate Report (R413)

Retrieves total number of cases disposed of during a specific period. The dispositions are grouped by Magistrate and then broken down by the type of disposition (i. e. Default, Dismissed with Prejudice, Dismissed without Prejudice, etc.) This report can be printed three different ways. Including tax cases (Full Dispositions), excluding tax cases (Non-Tax Dispositions), and Tax cases only (Tax Dispositions).

Magistrate's Monthly Cases Referred/Reinstated Report (R418)

Retrieves newly filed cases referred to the Magistrates Dept. and cases previously disposed by the Magistrates Dept. that are reinstated and re-referred to the magistrates. The cases are separated by Tax (filing code 1465; Tax Judicial Foreclosure & 1466; Tax Certificate Judicial Foreclosure) and Non-Tax (1460; Judicial Foreclosure Marsh. Of Lien, 1480; Partition, 1470; Quiet Title, misc. (i. e. 1391; Contract Other, etc.).

Magistrate's Monthly Hearing Totals Report (R3146)

Retrieves total number of hearings held during one month. The hearings are grouped by Magistrate and then broken down by what type hearing was held (i. e. Default, Pretrial, etc.).

Magistrate's Monthly Case Load Report (R3147)

Retrieves individual caseload totals for individual magistrates during a specific period. The cases are grouped by magistrate and then broken down by case type (i. e. tax judicial foreclosure, tax certificate judicial foreclosure and non-tax judicial foreclosure).

Magistrate's New Referrals/Assignments (R429)

Retrieves All cases referred to the Magistrate's Department. The cases are grouped by Magistrate and broken down into categories of CSPO (Filing Code 1491 Stalking Civil Protection Orders), Tax (1465; Tax Judicial Foreclosure & 1466; Tax Certificate Judicial Foreclosure), Non Tax (1460; Judicial Foreclosure Marsh. Of Lien, 1480; Partition, 1470; Quiet Title, misc. (i.e. 1391; Contract Other, etc.)).

CUYAHOGA COUNTY COURT OF COMMON PLEAS

DATE: 10/08/2025
TIME: 8:21 AM

OFFICE OF THE MAGISTRATES
MAGISTRATE'S MONTHLY SUPPLEMENTALS BY CASE
REPORTING PERIOD: SEPTEMBER 2025

PAGE: 1
CMSR415D

SUPPLEMENTALS

AUGUSTYN/KEVIN/C	144
BUCHA/STEPHEN/M	212
DAY/CHRISTOPHER/	314
DYKE/JOHN/T	185
GOZELANCZYK/BRIAN/S	257
HEGYES/DEAN/K	164
JACKSON/AMY/R	224
JACKSON/JIM/L	152
KLEIN/MONICA/	253
LUCAS/PAUL/	125
LUNSFORD/GINA/	275
UNACCOUNTED FOR	0

TOTAL	2305
--------------	-------------

CONFIRMATIONS

TOTAL	3
--------------	----------

CUYAHOGA COUNTY COURT OF COMMON PLEAS

OFFICE OF THE MAGISTRATES

Full Disposition Count by Magistrate

REPORTING PERIOD: FROM 09/01/2025 TO 09/30/2025

DATE: 10/08/2025

TIME: 8:22 AM

PAGE: 1

CMSR413

MagID	Dispose Type	Tax Cert.	Tax Treas.	Total
KCA	Bank	0	0	0
	Def	0	0	8
	Dism	0	2	8
	Ref. Vacate	0	0	0
	Court Trial	0	0	1
	Other	0	7	14
	<u>MAG'S TOTAL</u>	0	9	<u>31</u>

Decrees	335
Defaults	97
Other	210
Court Trial	28
Dismissals	184

Bankruptcy 8

Ref. Vacated 0

Grand Total 527

SMB	Bank	0	0	0
	Def	0	0	3
	Dism	0	6	13
	Ref. Vacate	0	0	0
	Court Trial	0	0	4
	Other	0	5	9
	<u>MAG'S TOTAL</u>	0	11	<u>29</u>

CD	Bank	0	0	2
	Def	0	0	8
	Dism	0	2	14
	Ref. Vacate	0	0	0
	Court Trial	0	0	5
	Other	0	14	17
	<u>MAG'S TOTAL</u>	0	16	<u>46</u>

JTD	Bank	0	0	1
	Def	0	0	1
	Dism	0	3	26
	Ref. Vacate	0	0	0
	Court Trial	0	0	0
	Other	0	17	24
	<u>MAG'S TOTAL</u>	0	20	<u>52</u>

BSG	Bank	0	0	1
	Def	0	0	10
	Dism	0	6	21
	Ref. Vacate	0	0	0
	Court Trial	0	0	0
	Other	0	9	17
	<u>MAG'S TOTAL</u>	0	15	<u>49</u>

DKH	Bank	0	1	1
	Def	1	0	11
	Dism	0	7	26
	Ref. Vacate	0	0	0
	Court Trial	0	0	2
	Other	0	26	36
	<u>MAG'S TOTAL</u>	1	34	<u>76</u>

ARJ	Bank	0	0	0
	Def	0	0	10
	Dism	0	5	14
	Ref. Vacate	0	0	0
	Court Trial	0	0	4
	Other	0	17	22
	<u>MAG'S TOTAL</u>	0	22	<u>50</u>

JLJ	Bank	0	1	2
	Def	0	0	5
	Dism	0	3	15

CUYAHOGA COUNTY COURT OF COMMON PLEAS

OFFICE OF THE MAGISTRATES

Full Disposition Count by Magistrate

REPORTING PERIOD: FROM 09/01/2025 TO 09/30/2025

DATE: 10/08/2025

TIME: 8:22 AM

PAGE: 2

CMSR413

MagID	Dispose Type	Tax Cert.	Tax Treas.	Total
	Ref. Vacate	0	0	0
	Court Trial	0	0	3
	Other	0	25	27
	<u>MAG'S TOTAL</u>	<u>0</u>	<u>29</u>	<u>52</u>
<hr/>				
MK	Bank	0	0	1
	Def	0	0	7
	Dism	0	2	12
	Ref. Vacate	0	0	0
	Court Trial	0	0	2
	Other	0	17	19
	<u>MAG'S TOTAL</u>	<u>0</u>	<u>19</u>	<u>41</u>
<hr/>				
PL	Bank	0	0	0
	Def	0	16	27
	Dism	0	3	19
	Ref. Vacate	0	0	0
	Court Trial	0	0	3
	Other	0	0	5
	<u>MAG'S TOTAL</u>	<u>0</u>	<u>19</u>	<u>54</u>
<hr/>				
GL	Bank	0	0	0
	Def	0	0	7
	Dism	0	3	16
	Ref. Vacate	0	0	0
	Court Trial	0	0	4
	Other	0	9	20
	<u>MAG'S TOTAL</u>	<u>0</u>	<u>12</u>	<u>47</u>

CUYAHOGA COUNTY COURT OF COMMON PLEAS

DATE: 10/08/2025
TIME: 08:22 AM

OFFICE OF THE MAGISTRATES
MAGISTRATE'S MONTHLY REF/REIN CASES
FROM 09/01/2025 TO 09/30/2025

CMSR418

MAGISTRATE	NEW REFERRALS				REINSTATED			
	Tax Treas.	Tax Cert.	Non-Tax	Total	Tax Treas.	Tax Cert.	Non-Tax	Total
<u>AUGUSTYN/KEVIN/C</u>	7	0	17	24	0	0	1	1
<u>BUCHA/STEPHEN/M</u>	12	0	15	27	0	0	1	1
<u>DAY/CHRISTOPHER/</u>	11	0	29	40	0	0	1	1
<u>DYKE/JOHN/T</u>	10	0	32	42	0	0	0	0
<u>GOZELANCZYK/BRIAN/S</u>	10	0	33	43	0	0	1	1
<u>HEGYES/DEAN/K</u>	14	0	36	50	0	1	2	3
<u>JACKSON/AMY/R</u>	32	0	32	64	0	0	1	1
<u>JACKSON/JIM/L</u>	12	0	23	35	0	0	0	0
<u>KLEIN/MONICA/</u>	13	0	35	48	0	0	1	1
<u>LUCAS/PAUL/</u>	13	0	28	41	0	0	0	0
<u>LUNSFORD/GINA/</u>	11	0	24	35	0	0	0	0
<u>TOTAL</u>	145	0	304	449	0	1	8	9
<u>COMBINED TOTAL</u>	458							

CUYAHOGA COUNTY COURT OF COMMON PLEAS

OFFICE OF THE MAGISTRATES MAG MONTHLY HEARING TOTALS Reporting Period: September 2025

DATE: 10/08/2025
TIME: 08:22 AM

PAGE: 1
CMSR3146

Monthly Hearing Total 479

AUGUSTYN/KEVIN/C	
Default Hearings	0
Tax Hearings	0
Pretrials	22
<hr/>	
TOTAL:	22
BUCHA/STEPHEN/M	
Default Hearings	0
Tax Hearings	0
Pretrials	50
<hr/>	
TOTAL:	50
DAY/CHRISTOPHER/	
Default Hearings	1
Tax Hearings	0
Pretrials	66
<hr/>	
TOTAL:	67
DYKE/JOHN/T	
Default Hearings	2
Tax Hearings	7
Pretrials	24
<hr/>	
TOTAL:	33
GOZELANCZYK/BRIAN/S	
Default Hearings	0
Tax Hearings	0
Pretrials	64
<hr/>	
TOTAL:	64
HEGYES/DEAN/K	
Default Hearings	0
Tax Hearings	0
Pretrials	35
<hr/>	
TOTAL:	35
JACKSON/AMY/R	
Default Hearings	8
Tax Hearings	17
Pretrials	11
<hr/>	
TOTAL:	36
JACKSON/JIM/L	
Default Hearings	14
Tax Hearings	23
Pretrials	15
<hr/>	
TOTAL:	52
KLEIN/MONICA/	
Default Hearings	0
Tax Hearings	0
Pretrials	37
<hr/>	
TOTAL:	37
LUCAS/PAUL/	
Default Hearings	0
Tax Hearings	0
Pretrials	28
<hr/>	

CUYAHOGA COUNTY COURT OF COMMON PLEAS

OFFICE OF THE MAGISTRATES

MAG MONTHLY HEARING TOTALS

Reporting Period: September 2025

DATE: 10/08/2025

TIME: 08:22 AM

PAGE: 2

CMSR3146

TOTAL:	28
LUNSFORD/GINA/	
Default Hearings	0
Tax Hearings	0
Pretrials	55
<hr/>	
TOTAL:	55

CUYAHOGA COUNTY COURT OF COMMON PLEAS

DATE: 10/08/2025
TIME: 8:23 AM

Office of the Magistrates
Magistrate's Monthly Case Load
MONTH: SEPTEMBER 2025

PAGE: 1
CMSR3147

Magistrate Name	Non Tax Total	Tax Cert.	Tax Treas.	Total Tax	CSPO	Total Cases
AUGUSTYN	59	1	49	50	8	117
BUCHA	76	0	77	77	14	167
DYKE	90	0	73	73	8	171
LUNSFORD	105	1	82	83	13	201
DAY	103	0	79	79	28	210
HEGYES	124	0	94	94	26	244
JACKSON	140	0	104	104	15	259
KLEIN	147	0	99	99	22	268
GOZELANCZYK	145	1	107	108	21	274
JACKSON	159	0	112	112	15	286
LUCAS	159	0	118	118	19	296
Totals:	1307	3	994	997	189	2493

CUYAHOGA COUNTY COURT OF COMMON PLEAS

DATE: 10/08/2025
TIME: 8:27 AM

OFFICE OF THE MAGISTRATES
MAGISTRATE'S NEW REFERRALS / ASSIGNMENTS
FROM 09/01/2025 TO 09/30/2025

CMSR429
PAGE: 1

MAGISTRATE	NEW REFERRALS				
	CSPO	Tax Cert.	Tax Treas.	Non Tax	Total
<u>AUGUSTYN/KEVIN/C</u>	5	0	7	17	24
<u>BUCHA/STEPHEN/M</u>	7	0	12	15	27
<u>DAY/CHRISTOPHER/</u>	13	0	11	29	40
<u>DYKE/JOHN/T</u>	8	0	10	32	42
<u>GOZELANCZYK/BRIAN/S</u>	10	0	10	33	43
<u>HEGYES/DEAN/K</u>	10	0	14	36	50
<u>JACKSON/AMY/R</u>	4	0	20	26	46
<u>JACKSON/JIM/L</u>	7	0	12	23	35
<u>KLEIN/MONICA/</u>	11	0	13	35	48
<u>LUCAS/PAUL/</u>	10	0	13	28	41
<u>LUNSFORD/GINA/</u>	10	0	11	24	35
<u>Total</u>	95	0	133	298	431

Report CMSR1062 - Judicial Foreclosure Statistics by Judge

Report CMSR1062 provides a list of judicial foreclosure case activity for each Judge. The report identifies how many cases were pending at the beginning of the period. The new cases filed and cases that were transferred in or reactivated are added to the number pending at the beginning of the period. It then shows the type and number of terminations for the period. The total terminations are subtracted from the total pending which provides the pending at the end of the period.

CUYAHOGA COUNTY COURT OF COMMON PLEAS

DATE: 10/08/2025
TIME: 08:18 AM

Foreclosure Statistics by Judge Reporting Period: September 2025

PAGE: 1
CMSR1062

Judge

BELL, RICHARD A							
	Pending at Beg of Period		New Cases Filed	Cases Transferred In / Reactivated			Total
	69		13	0			82
Terminations							
	Bankruptcy	Default	RefVacated	Court Trial	Dismiss	Other	Total
	0	4	0	0	5	6	15
Total Pending at End of Period							67
CLANCY, MAUREEN							
	Pending at Beg of Period		New Cases Filed	Cases Transferred In / Reactivated			Total
	64		5	1			70
Terminations							
	Bankruptcy	Default	RefVacated	Court Trial	Dismiss	Other	Total
	0	3	0	0	5	6	14
Total Pending at End of Period							56
COLLIER-WILLIAMS, CASSANDRA							
	Pending at Beg of Period		New Cases Filed	Cases Transferred In / Reactivated			Total
	68		6	0			74
Terminations							
	Bankruptcy	Default	RefVacated	Court Trial	Dismiss	Other	Total
	0	2	0	0	4	3	9
Total Pending at End of Period							65
CORRIGAN, PETER J							
	Pending at Beg of Period		New Cases Filed	Cases Transferred In / Reactivated			Total
	47		6	0			53
Terminations							
	Bankruptcy	Default	RefVacated	Court Trial	Dismiss	Other	Total
	0	0	0	0	5	6	11
Total Pending at End of Period							42
FUERST, NANCY A							
	Pending at Beg of Period		New Cases Filed	Cases Transferred In / Reactivated			Total
	86		8	1			95
Terminations							
	Bankruptcy	Default	RefVacated	Court Trial	Dismiss	Other	Total
	0	2	0	0	3	10	15
Total Pending at End of Period							80
GALL, STEVEN E							
	Pending at Beg of Period		New Cases Filed	Cases Transferred In / Reactivated			Total
	79		9	1			89
Terminations							
	Bankruptcy	Default	RefVacated	Court Trial	Dismiss	Other	Total
	0	1	0	0	5	9	15
Total Pending at End of Period							74
GALLAGHER, HOLLIE L							
	Pending at Beg of Period		New Cases Filed	Cases Transferred In / Reactivated			Total
	56		8	0			64
Terminations							
	Bankruptcy	Default	RefVacated	Court Trial	Dismiss	Other	Total
	0	2	0	0	5	6	13
Total Pending at End of Period							51
GALLAGHER, KELLY ANN							

CUYAHOGA COUNTY COURT OF COMMON PLEAS

DATE: 10/08/2025
TIME: 08:18 AM

Foreclosure Statistics by Judge
Reporting Period: September 2025

PAGE: 2
CMSR1062

Judge							
	Pending at Beg of Period	New Cases Filed		Cases Transferred In / Reactivated			Total
	74	14		1			89
	Terminations						
	Bankruptcy	Default	RefVacated	Court Trial	Dismiss	Other	Total
	0	4	0	0	5	8	17
Total Pending at End of Period							72
GALLAGHER, SHANNON M							
	Pending at Beg of Period	New Cases Filed		Cases Transferred In / Reactivated			Total
	81	11		1			93
	Terminations						
	Bankruptcy	Default	RefVacated	Court Trial	Dismiss	Other	Total
	0	1	0	0	8	6	15
Total Pending at End of Period							78
HAGAN, EMILY							
	Pending at Beg of Period	New Cases Filed		Cases Transferred In / Reactivated			Total
	76	13		3			92
	Terminations						
	Bankruptcy	Default	RefVacated	Court Trial	Dismiss	Other	Total
	1	2	0	0	2	6	11
Total Pending at End of Period							81
KELLEY, KEVIN J							
	Pending at Beg of Period	New Cases Filed		Cases Transferred In / Reactivated			Total
	83	9		2			94
	Terminations						
	Bankruptcy	Default	RefVacated	Court Trial	Dismiss	Other	Total
	0	2	0	0	4	5	11
Total Pending at End of Period							83
KENNEDY, JOY							
	Pending at Beg of Period	New Cases Filed		Cases Transferred In / Reactivated			Total
	76	16		0			92
	Terminations						
	Bankruptcy	Default	RefVacated	Court Trial	Dismiss	Other	Total
	0	1	0	0	7	10	18
Total Pending at End of Period							74
KILBANE, ASHLEY							
	Pending at Beg of Period	New Cases Filed		Cases Transferred In / Reactivated			Total
	87	8		1			96
	Terminations						
	Bankruptcy	Default	RefVacated	Court Trial	Dismiss	Other	Total
	0	4	0	0	7	4	15
Total Pending at End of Period							81
KRIVOSH, KIRA							
	Pending at Beg of Period	New Cases Filed		Cases Transferred In / Reactivated			Total
	81	17		0			98
	Terminations						
	Bankruptcy	Default	RefVacated	Court Trial	Dismiss	Other	Total
	0	2	0	0	4	8	14
Total Pending at End of Period							84
MATIA, DAVID T							

CUYAHOGA COUNTY COURT OF COMMON PLEAS

DATE: 10/08/2025
TIME: 08:18 AM

Foreclosure Statistics by Judge Reporting Period: September 2025

PAGE: 3
CMSR1062

Judge

Pending at Beg of Period		New Cases Filed		Cases Transferred In / Reactivated		Total	
85		10		1		96	
Terminations							
Bankruptcy	0	Default	RefVacated	Court Trial	Dismiss	Other	Total
		3	0	0	5	7	15
Total Pending at End of Period							81
MAZZONE, CARL J							
Pending at Beg of Period		New Cases Filed		Cases Transferred In / Reactivated		Total	
77		8		0		85	
Terminations							
Bankruptcy	1	Default	RefVacated	Court Trial	Dismiss	Other	Total
		3	0	0	3	11	18
Total Pending at End of Period							67
MCCORMICK, TIMOTHY							
Pending at Beg of Period		New Cases Filed		Cases Transferred In / Reactivated		Total	
57		8		1		66	
Terminations							
Bankruptcy	0	Default	RefVacated	Court Trial	Dismiss	Other	Total
		4	0	0	3	6	13
Total Pending at End of Period							53
MIDAY, SHERRIE							
Pending at Beg of Period		New Cases Filed		Cases Transferred In / Reactivated		Total	
75		7		0		82	
Terminations							
Bankruptcy	1	Default	RefVacated	Court Trial	Dismiss	Other	Total
		1	0	1	5	3	11
Total Pending at End of Period							71
MOONEY, BRIAN							
Pending at Beg of Period		New Cases Filed		Cases Transferred In / Reactivated		Total	
84		8		0		92	
Terminations							
Bankruptcy	0	Default	RefVacated	Court Trial	Dismiss	Other	Total
		8	0	0	1	0	9
Total Pending at End of Period							83
MOORE, LAUREN C							
Pending at Beg of Period		New Cases Filed		Cases Transferred In / Reactivated		Total	
74		10		1		85	
Terminations							
Bankruptcy	2	Default	RefVacated	Court Trial	Dismiss	Other	Total
		0	0	0	6	9	17
Total Pending at End of Period							68
MURPHY, MOLLIE ANN							
Pending at Beg of Period		New Cases Filed		Cases Transferred In / Reactivated		Total	
91		11		1		103	
Terminations							
Bankruptcy	0	Default	RefVacated	Court Trial	Dismiss	Other	Total
		1	0	0	5	5	11
Total Pending at End of Period							92
NICHOLSON, ANTONIO S							

CUYAHOGA COUNTY COURT OF COMMON PLEAS

DATE: 10/08/2025
TIME: 08:18 AM

Foreclosure Statistics by Judge Reporting Period: September 2025

PAGE: 4
CMSR1062

Judge							
Pending at Beg of Period		New Cases Filed		Cases Transferred In / Reactivated		Total	
87		14		1		102	
Terminations	Bankruptcy	Default	RefVacated	Court Trial	Dismiss	Other	Total
	0	3	0	0	4	10	17
Total Pending at End of Period							85
O'DONNELL, JENNIFER							
Pending at Beg of Period		New Cases Filed		Cases Transferred In / Reactivated		Total	
74		8		1		83	
Terminations	Bankruptcy	Default	RefVacated	Court Trial	Dismiss	Other	Total
	0	6	0	0	9	13	28
Total Pending at End of Period							55
O'DONNELL, JOHN P							
Pending at Beg of Period		New Cases Filed		Cases Transferred In / Reactivated		Total	
58		9		0		67	
Terminations	Bankruptcy	Default	RefVacated	Court Trial	Dismiss	Other	Total
	0	3	0	0	2	10	15
Total Pending at End of Period							52
RUSSO, JOHN J							
Pending at Beg of Period		New Cases Filed		Cases Transferred In / Reactivated		Total	
68		10		0		78	
Terminations	Bankruptcy	Default	RefVacated	Court Trial	Dismiss	Other	Total
	0	2	0	0	2	3	7
Total Pending at End of Period							71
RUSSO, NANCY MARGARET							
Pending at Beg of Period		New Cases Filed		Cases Transferred In / Reactivated		Total	
42		9		1		52	
Terminations	Bankruptcy	Default	RefVacated	Court Trial	Dismiss	Other	Total
	0	0	0	0	4	3	7
Total Pending at End of Period							45
SAFFOLD, JEFFREY P							
Pending at Beg of Period		New Cases Filed		Cases Transferred In / Reactivated		Total	
60		10		1		71	
Terminations	Bankruptcy	Default	RefVacated	Court Trial	Dismiss	Other	Total
	1	1	0	0	2	2	6
Total Pending at End of Period							65
SANTOLI, ANDREW J.							
Pending at Beg of Period		New Cases Filed		Cases Transferred In / Reactivated		Total	
86		12		0		98	
Terminations	Bankruptcy	Default	RefVacated	Court Trial	Dismiss	Other	Total
	0	7	0	0	3	2	12
Total Pending at End of Period							86
SHAUGHNESSY, MICHAEL P							

CUYAHOGA COUNTY COURT OF COMMON PLEAS

DATE: 10/08/2025
TIME: 08:18 AM

Foreclosure Statistics by Judge
Reporting Period: September 2025

PAGE: 5
CMSR1062

Judge							
	Pending at Beg of Period	New Cases Filed		Cases Transferred In / Reactivated			Total
	62	9		0			71
	Terminations						
	Bankruptcy	Default	RefVacated	Court Trial	Dismiss	Other	Total
	0	4	0	0	3	8	15
Total Pending at End of Period							56
SHEEHAN, BRENDAN J							
	Pending at Beg of Period	New Cases Filed		Cases Transferred In / Reactivated			Total
	38	4		0			42
	Terminations						
	Bankruptcy	Default	RefVacated	Court Trial	Dismiss	Other	Total
	0	1	0	0	3	4	8
Total Pending at End of Period							34
SPELLACY, JOHN J							
	Pending at Beg of Period	New Cases Filed		Cases Transferred In / Reactivated			Total
	68	9		0			77
	Terminations						
	Bankruptcy	Default	RefVacated	Court Trial	Dismiss	Other	Total
	0	2	0	0	5	7	14
Total Pending at End of Period							63
SYNENBERG, JOAN							
	Pending at Beg of Period	New Cases Filed		Cases Transferred In / Reactivated			Total
	62	14		1			77
	Terminations						
	Bankruptcy	Default	RefVacated	Court Trial	Dismiss	Other	Total
	0	1	0	0	3	6	10
Total Pending at End of Period							67
TURNER, DEBORAH M							
	Pending at Beg of Period	New Cases Filed		Cases Transferred In / Reactivated			Total
	81	11		1			93
	Terminations						
	Bankruptcy	Default	RefVacated	Court Trial	Dismiss	Other	Total
	0	6	0	0	1	7	14
Total Pending at End of Period							79
VODREY, WILLIAM F. B.							
	Pending at Beg of Period	New Cases Filed		Cases Transferred In / Reactivated			Total
	92	16		0			108
	Terminations						
	Bankruptcy	Default	RefVacated	Court Trial	Dismiss	Other	Total
	0	10	0	0	4	3	17
Total Pending at End of Period							91

Monthly Summary

MONTHLY SUMMARY

September 2025

NAME	PEND	ASSIGNED			JURY			COURT			DISP	PENDING				+
		CV	CR	TOT	CV	CR	TOT	CV	CR	TOT		CV	FR	CR	TOT	
Richard A. Bell	377	57	25	82	0	0	0	0	0	0	93	205	64	97	366	+ 11
Maureen Clancy	404	61	23	84	0	0	0	1	0	1	94	240	54	100	394	+ 10
Cassandra Collier-Willia	523	59	34	93	0	0	0	0	0	0	116	314	61	125	500	+ 23
Peter J. Corrigan	546	56	32	88	0	0	0	1	0	1	118	327	38	151	516	+ 30
Nancy A. Fuerst	406	60	36	96	0	0	0	0	0	0	64	265	77	96	438	- 32
Steven E. Gall	519	63	48	111	0	0	0	0	4	4	99	315	71	145	531	- 12
Hollie L. Gallagher	416	60	35	95	0	0	0	1	0	1	92	266	49	104	419	- 3
Kelly A. Gallagher	429	57	31	88	0	0	0	0	0	0	92	260	69	96	425	+ 4
Shannon M. Gallagher	430	60	43	103	0	1	1	0	0	0	88	250	77	118	445	- 15
Emily Hagan	480	61	39	100	0	0	0	0	0	0	99	266	77	138	481	- 1
Kevin J. Kelley	472	60	42	102	0	0	0	0	0	0	82	250	83	159	492	- 20
Joy Kennedy	532	59	32	91	0	1	1	0	0	0	122	262	73	166	501	+ 31
Ashley Kilbane	461	58	23	81	0	0	0	0	0	0	91	263	78	110	451	+ 10
Kira Krivosh	524	60	32	92	0	4	4	0	0	0	96	278	82	160	520	+ 4
David T. Matia	429	59	35	94	0	1	1	0	0	0	63	270	79	111	460	- 31
Carl J. Mazzone	480	59	30	89	1	1	2	0	0	0	107	289	66	107	462	+ 18
Timothy McCormick	441	59	34	93	0	1	1	2	0	2	63	305	52	114	471	- 30
Sherrie Miday	464	60	30	90	0	0	0	0	0	0	93	261	68	132	461	+ 3
Brian Mooney	533	58	33	91	0	0	0	0	1	1	91	311	81	141	533	0
Lauren C. Moore	595	64	27	91	0	0	0	0	2	2	104	338	67	177	582	+ 13
Mollie Ann Murphy	568	61	24	85	0	0	0	0	0	0	80	357	89	127	573	- 5
Antonio S. Nicholson	599	59	28	87	0	0	0	0	1	1	73	388	81	144	613	- 14
Jennifer O'Donnell	508	60	39	99	0	0	0	0	1	1	94	278	54	181	513	- 5
John P. O'Donnell	428	62	28	90	2	1	3	1	0	1	96	271	50	101	422	+ 6
John J. Russo	422	59	27	86	0	0	0	0	0	0	93	236	69	110	415	+ 7
Nancy Margaret Russo	234	65	25	90	0	0	0	0	1	1	68	148	44	64	256	- 22
Jeffrey P. Saffold	414	60	32	92	0	0	0	0	1	1	101	259	63	83	405	+ 9
Andrew J. Santoli	459	59	32	91	0	0	0	0	0	0	80	292	81	97	470	- 11
Michael P. Shaughnessy	429	60	32	92	0	0	0	0	1	1	92	254	56	119	429	0
Brendan J. Sheehan	173	30	5	35	1	0	1	0	0	0	42	110	33	23	166	+ 7
John J. Spellacy	458	61	31	92	0	0	0	0	0	0	87	289	62	112	463	- 5
Joan Synenberg	431	61	35	96	0	0	0	0	0	0	79	266	67	115	448	- 17
Deborah M. Turner	464	57	40	97	0	0	0	0	1	1	95	253	78	135	466	- 2
William F.B. Vodrey	486	60	34	94	0	0	0	0	0	0	105	217	89	169	475	+ 11
TOTALS	15534	2004	1076	3080	4	10	14	6	13	19	3052	9153	2282	4127	15562	- 28

Year to Date Summary

SUMMARY FOR THE COURT

January - September 2025

		TRIALS														
NAME	PEND	ASSIGNED			JURY COURT						DISP	PENDING				+ -
		CV	CR	TOT	CV	CR	TOT	CV	CR	TOT		CV	FR	CR	TOT	
Richard A. Bell	339	540	265	805	1	3	4	0	0	0	778	205	64	97	366	- 27
Maureen Clancy	390	535	279	814	0	4	4	1	2	3	810	240	54	100	394	- 4
Cassandra Collier-Willia	469	535	300	835	1	1	2	2	3	5	804	314	61	125	500	- 31
Peter J. Corrigan	519	506	265	771	0	3	3	2	0	2	774	327	38	151	516	+ 3
Nancy A. Fuerst	394	519	238	757	0	3	3	2	2	4	713	265	77	96	438	- 44
Steven E. Gall	498	523	365	888	0	6	6	0	4	4	855	315	71	145	531	- 33
Hollie L. Gallagher	401	531	269	800	3	5	8	7	0	7	782	266	49	104	419	- 18
Kelly A. Gallagher	439	515	245	760	2	2	4	3	1	4	774	260	69	96	425	+ 14
Shannon M. Gallagher	431	529	274	803	0	6	6	2	1	3	789	250	77	118	445	- 14
Emily Hagan	476	527	309	836	0	2	2	1	3	4	831	266	77	138	481	- 5
Kevin J. Kelley	511	528	282	810	2	0	2	2	3	5	829	250	83	159	492	+ 19
Joy Kennedy	552	523	301	824	0	5	5	2	2	4	875	262	73	166	501	+ 51
Ashley Kilbane	522	513	287	800	2	4	6	0	2	2	871	263	78	110	451	+ 71
Kira Krivosh	493	546	271	817	0	7	7	2	3	5	790	278	82	160	520	- 27
David T. Matia	462	514	240	754	0	2	2	0	0	0	756	270	79	111	460	+ 2
Carl J. Mazzone	556	519	303	822	3	6	9	0	1	1	916	289	66	107	462	+ 94
Timothy McCormick	401	519	282	801	0	1	1	2	1	3	731	305	52	114	471	- 70
Sherrie Miday	479	533	276	809	0	9	9	0	2	2	827	261	68	132	461	+ 18
Brian Mooney	484	535	265	800	0	3	3	1	2	3	751	311	81	141	533	- 49
Lauren C. Moore	586	523	288	811	0	5	5	2	2	4	815	338	67	177	582	+ 4
Mollie Ann Murphy	543	528	302	830	2	7	9	3	0	3	800	357	89	127	573	- 30
Antonio S. Nicholson	454	514	239	753	0	4	4	4	2	6	594	388	81	144	613	- 159
Jennifer O'Donnell	488	544	342	886	0	2	2	1	3	4	861	278	54	181	513	- 25
John P. O'Donnell	405	518	293	811	5	8	13	3	0	3	794	271	50	101	422	- 17
John J. Russo	405	534	257	791	0	0	0	1	6	7	781	236	69	110	415	- 10
Nancy Margaret Russo	253	554	256	810	0	0	0	1	1	2	807	148	44	64	256	- 3
Jeffrey P. Saffold	416	543	279	822	0	3	3	0	3	3	833	259	63	83	405	+ 11
Andrew J. Santoli	456	520	279	799	0	1	1	0	2	2	785	292	81	97	470	- 14
Michael P. Shaughnessy	432	524	282	806	0	2	2	0	1	1	809	254	56	119	429	+ 3
Brendan J. Sheehan	188	258	76	334	1	1	2	2	0	2	356	110	33	23	166	+ 22
John J. Spellacy	406	525	262	787	0	4	4	0	0	0	730	289	62	112	463	- 57
Joan Synenberg	440	535	272	807	0	4	4	0	0	0	799	266	67	115	448	- 8
Deborah M. Turner	489	527	274	801	0	1	1	1	2	3	824	253	78	135	466	+ 23
William F.B. Vodrey	484	528	285	813	1	10	11	2	2	4	822	217	89	169	475	+ 9
TOTALS	15261	17665	9302	26967	23	124	147	49	56	105	26666	9153	2282	4127	15562	- 301

Corrections/Adjustments