



***Statistics Report
August 2025***

***Brendan J. Sheehan
Administrative and Presiding Judge***

TABLE OF CONTENTS

Criminal Statistics

Newly Filed, Re-Activated and Transferred in Cases _____	4
Yearly Criminal Terminations _____	5
Pending Criminal Cases End of Period _____	6
Clearance Rate _____	7
Arrest to Disposition Timeline _____	8
Average Arrest to Disposition Timeline (Jail Cases) _____	9
Average Arrest to Disposition Timeline (Non-Jail Cases) _____	10
Average Arrest to Disposition Timeline (Jail and Non-Jail Cases) _____	11
Yearly Average Arrest to Disposition Timeline _____	12
Indictments and Informations Filed With the Clerk of Courts _____	13
Bail Case Arraignment Activity _____	14
Overall Arraignment Statistics _____	15

Foreclosure Statistics

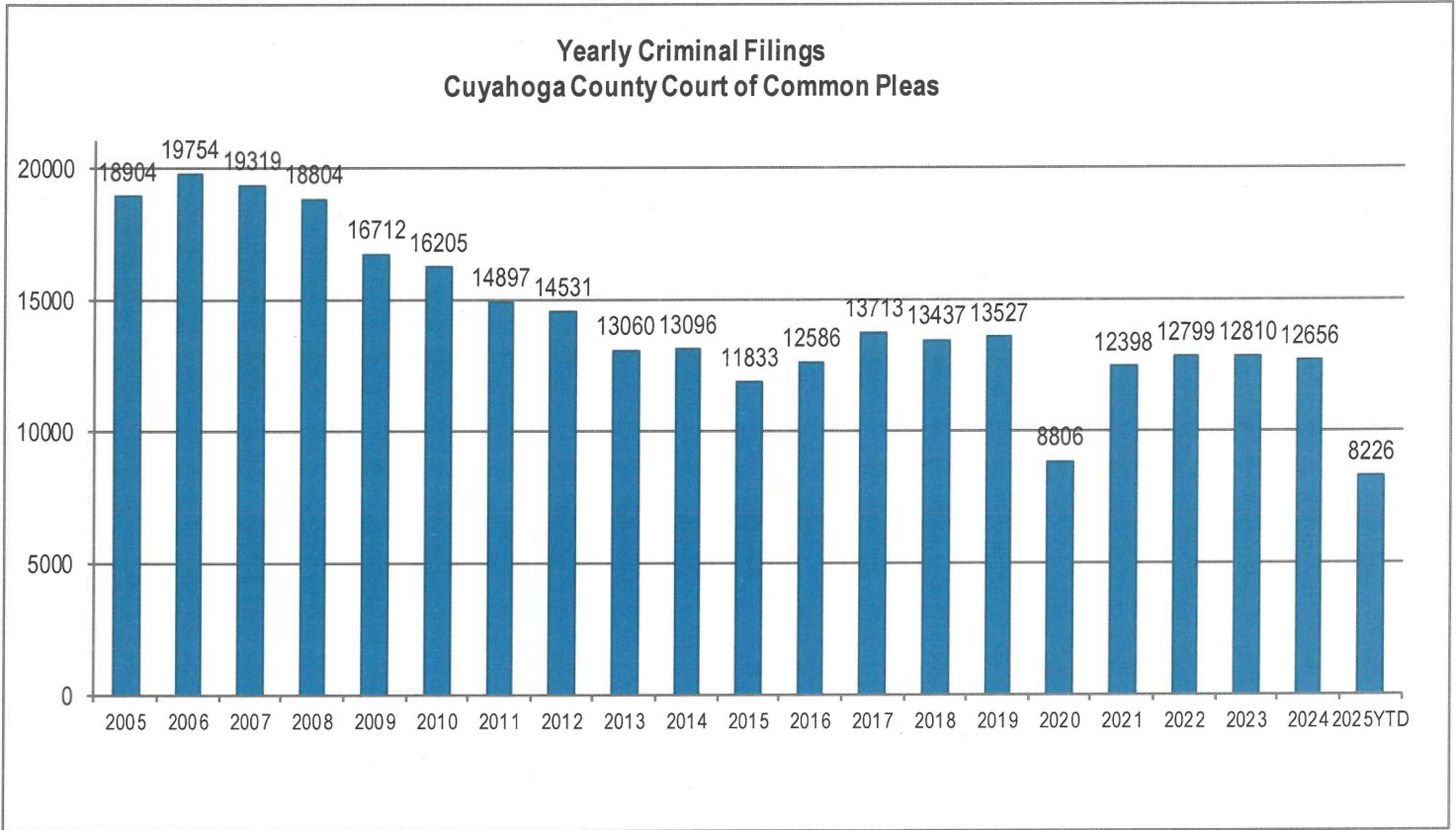
Total Pending Judicial Foreclosure Cases Referred to Magistrates _____	17
Total Pending Tax Lien & Certificate Cases Referred to Magistrates _____	18
Percentage of Pending Judicial Foreclosure Cases By Filing Year _____	19
Judicial Foreclosure Clearance Rate Year 2024 _____	20
Avg. Number of Days to Disp. (Excl. Bank. Stays & Tax Lien & Tax Cert.) _____	21
Avg. Number of Days to Disp. (Excl. Bank. Stays & Incl. Tax Lien & Tax Cert.) _____	22
Total New Judicial Foreclosure Filings _____	23
New Marsh of Lien/Quiet Title/Partition Case Filings for Years 2011 – 2024 YTD _____	23
New Marsh of Lien/Quiet Title/Partition Case Filings by month for 2024 YTD _____	24
New Tax Lien & Certificate Filings for Years 2011 – 2024 YTD _____	25
New Tax Lien & Certificate Filings by Month for Year 2024 YTD _____	25
Total New Judicial Foreclosure Filings Years 2011 – 2024 YTD _____	26
Total New Judicial Foreclosure Filings by Month for Year 2024 YTD _____	26
Magistrate's Monthly Reports _____	27
Report CMSR1062 - Judicial Foreclosure Statistics by Judge _____	35
Monthly Summary _____	41
Year to Date Summary _____	43
Corrections/Adjustments _____	45

Criminal Case Statistics

CUYAHOGA COUNTY COMMON PLEAS COURT

Newly Filed, Re-Activated and Transferred in Cases

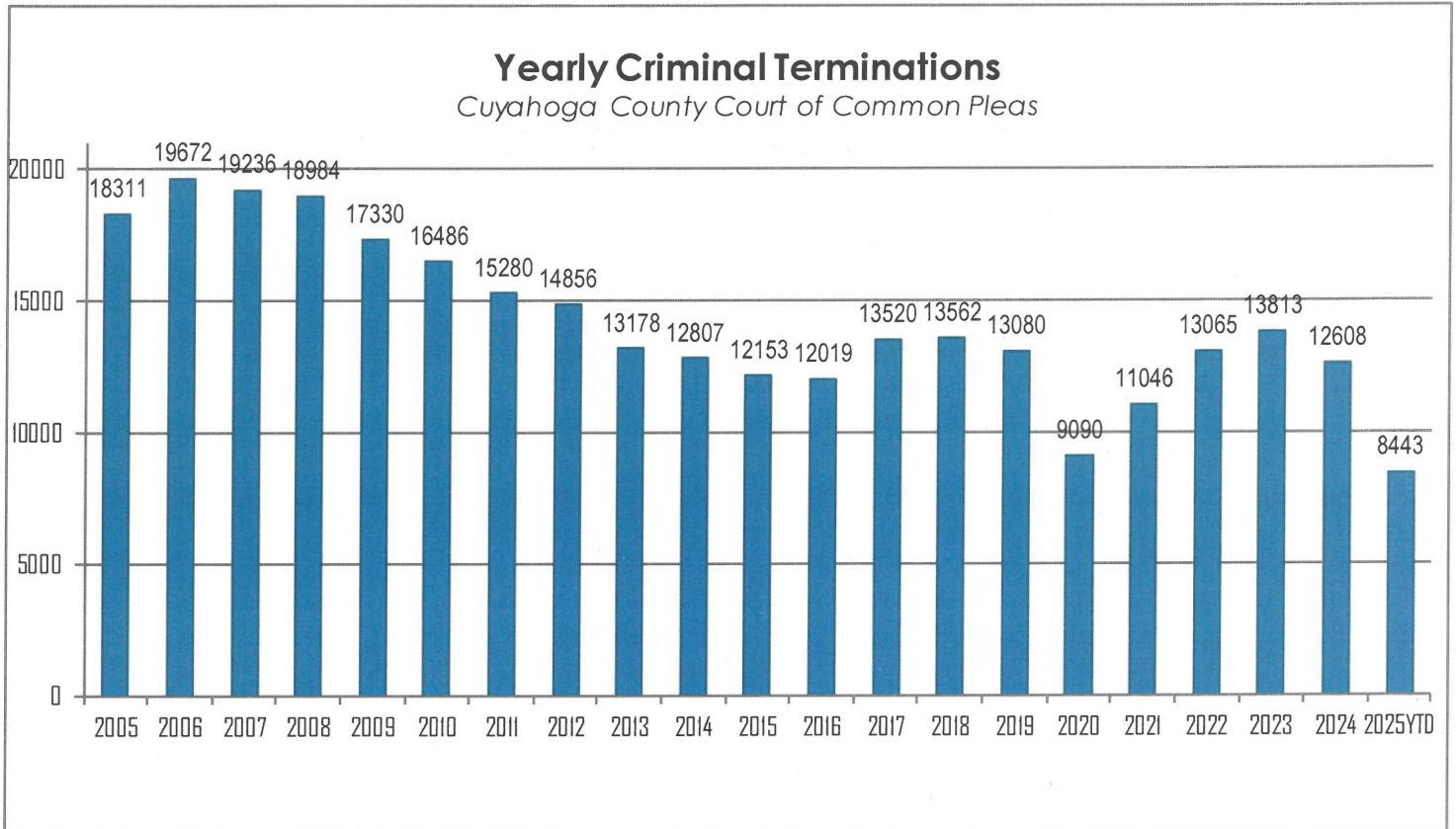
The following chart is a representation of all filed cases in Cuyahoga County Court of Common Pleas from 2005 – August 2025. Newly filed cases are defined as having been arraigned and assigned to a Judge. Re-activated cases are defined as cases where a defendant was unavailable for trial and has now become ready to proceed. Transferred cases are defined as cases moved from one judge's docket to another. This could be due to re-assignment to a Mental Health Judge or after additional information indicates that by Court rule, the case should have been assigned to another Judge.



CUYAHOGA COUNTY COMMON PLEAS COURT

Yearly Criminal Terminations

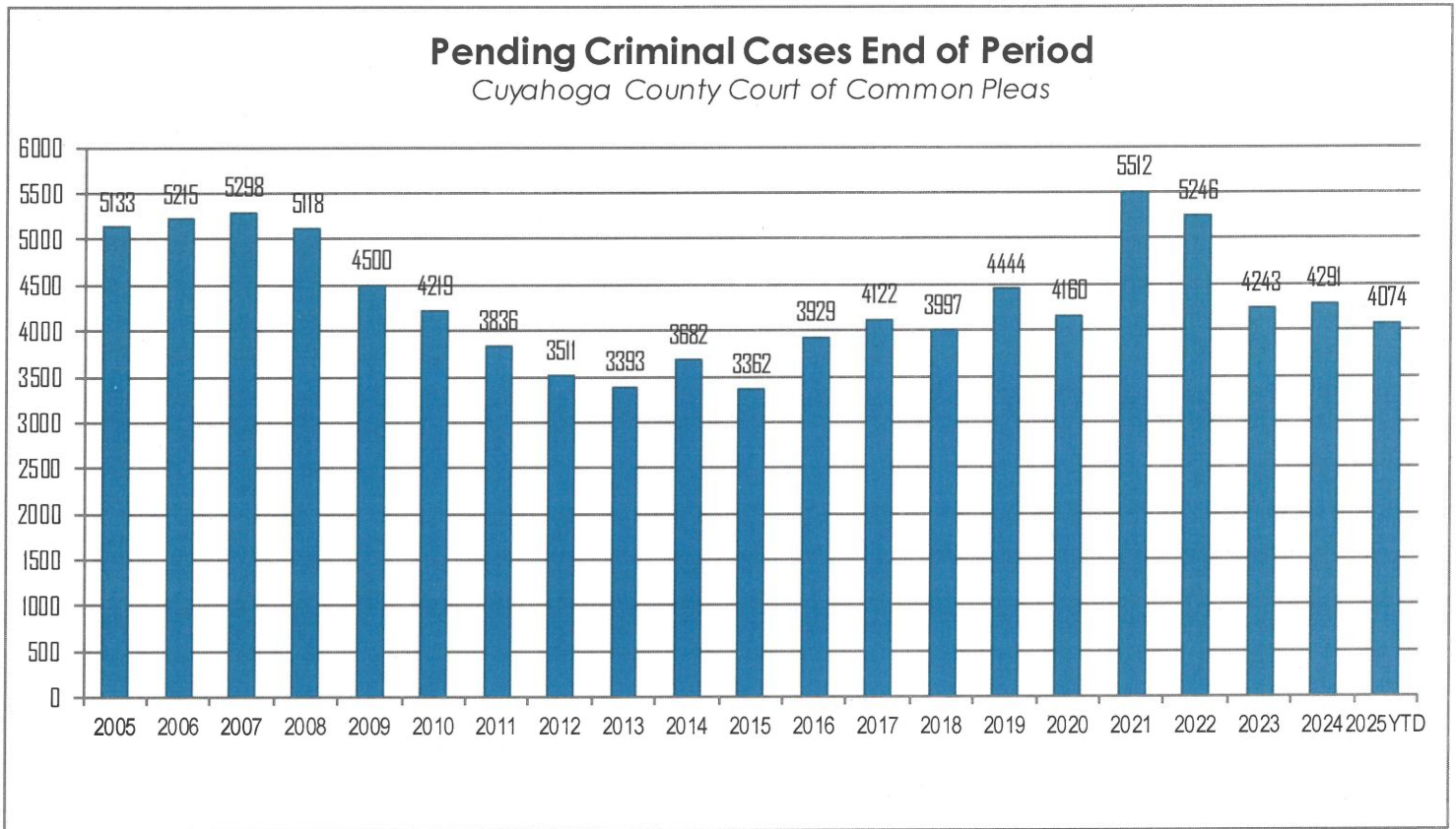
The following chart represents cases that have been terminated by the court from 2005 – August 2025. These cases have been terminated either by trial; plea, dismissal or a defendant is unavailable for trial or sentencing.



CUYAHOGA COUNTY COMMON PLEAS COURT

Pending Criminal Cases End of Period

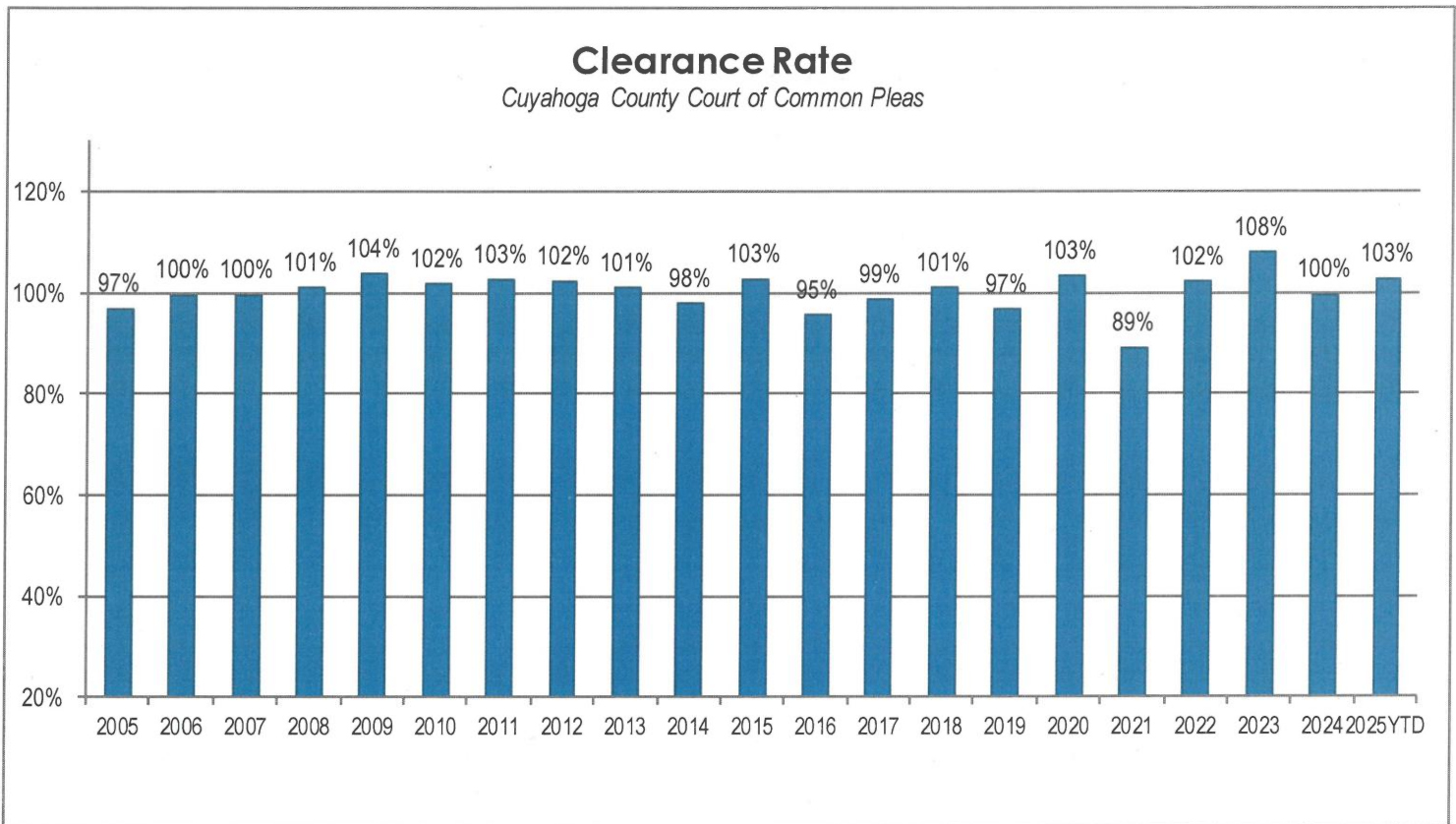
The following chart represents the total number of cases pending at the end of the reporting period from 2005 – August 2025. Pending criminal cases at the end of the period is determined by adding the total number of pending cases at the beginning of the reporting period, and all newly filed, re-activated and transferred in cases. The total number of cases terminated in the period is subtracted from the sum total pending at the beginning of the period to give the value pending at the end of the period.



CUYAHOGA COUNTY COMMON PLEAS COURT

Clearance Rate

The Clearance Rate is the total number of outgoing cases as a percentage of the number of incoming cases. Clearance rate measures whether the court is keeping up with its incoming caseload. If cases are not disposed in a timely manner, a backlog of cases awaiting disposition will grow. A Clearance Rate of 100% indicates that at least as many cases have been filed, reopened, or reactivated in a period have been disposed.



Arrest to Disposition Timeline

Arrest to disposition timeline is a method to measure how felony cases flow through the Cuyahoga County Criminal Justice System. By capturing how long a case takes to move from stage to stage, we can examine where problems may exist and where potential improvements in case processing can be made.

The source data was extracted from the Cuyahoga County Court of Common Pleas Case Management System. The overall population of sample data was based on cases terminated in a given month excluding cases that have gone through diversion programs. A case is defined as a defendant and all charges involved in a single incident. The period for the extracted data is from August 2025.

The stages examined were:

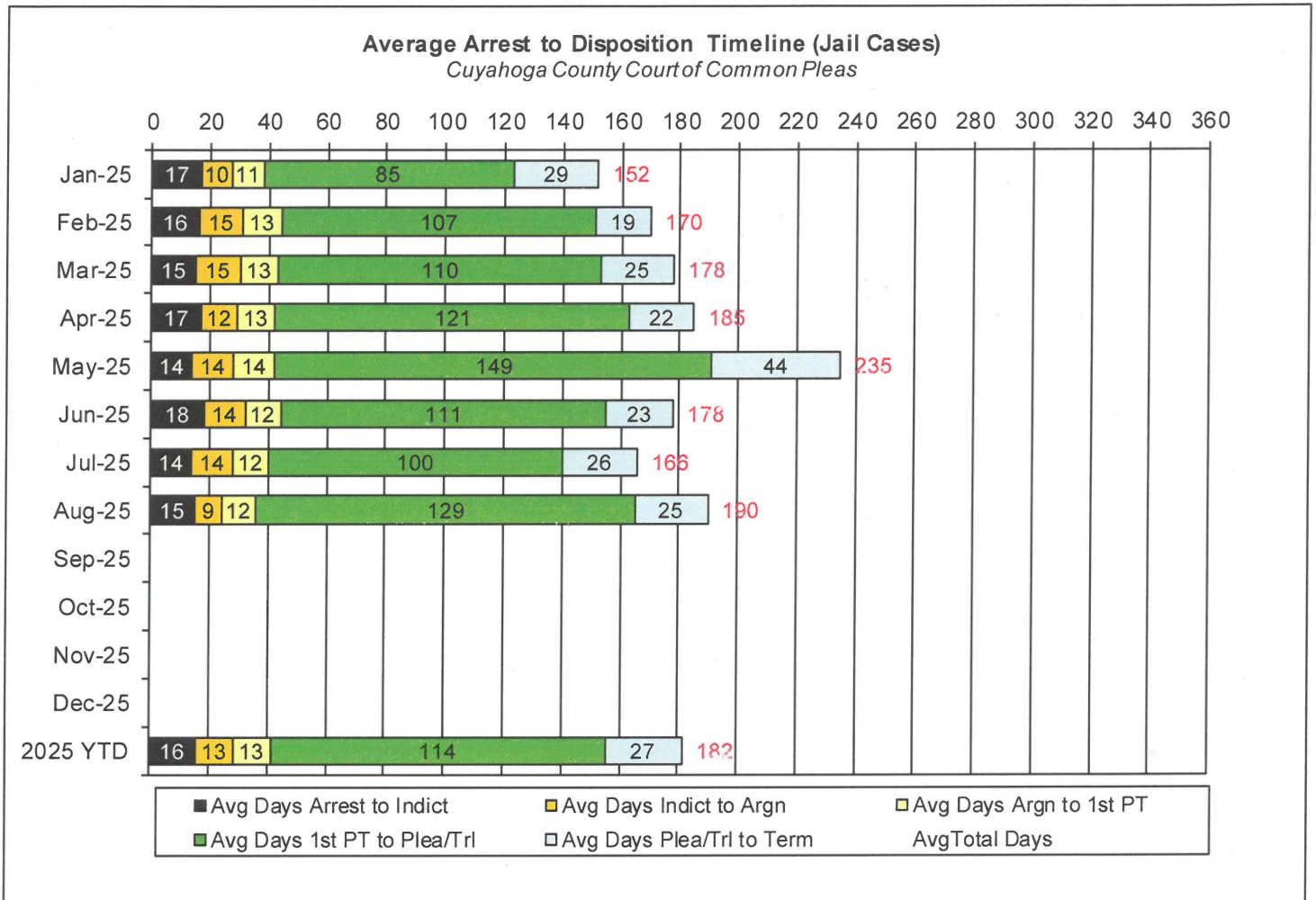
- Arrest to Indictment
- Indictment to Arraignment
- Arraignment to 1st Pre-Trial
- 1st Pre-Trial to Plea/Trial
- Plea/Trial to Termination

Due to the fact that each case may or may not have all of the stage date elements, a method to arrive at stage averages was applied. For a case to be included in the average for a stage there would need to be both dates for the given stage. A case would be included in the Arrest to Indictment stage if both arrest date and indictment date were available. This method was applied to each of the five stages. Next we calculated the total number of cases that met the date criteria for each of the ranges and also the total number of days between each date. To arrive at an average, the total number of days for each case in each range was calculated and divided by the total number of cases that met the date criteria. If a case had a time period or periods where the defendant was capiased or referred to the Psych Clinic, that amount of time was subtracted from the appropriate range. For re-indicted cases, the original arrest date is used.

The following three charts are for Jail, Non-Jail and combined Jail and Non-Jail cases. Jail and Non-Jail cases are defined by the posting of bond prior to plea or trial.

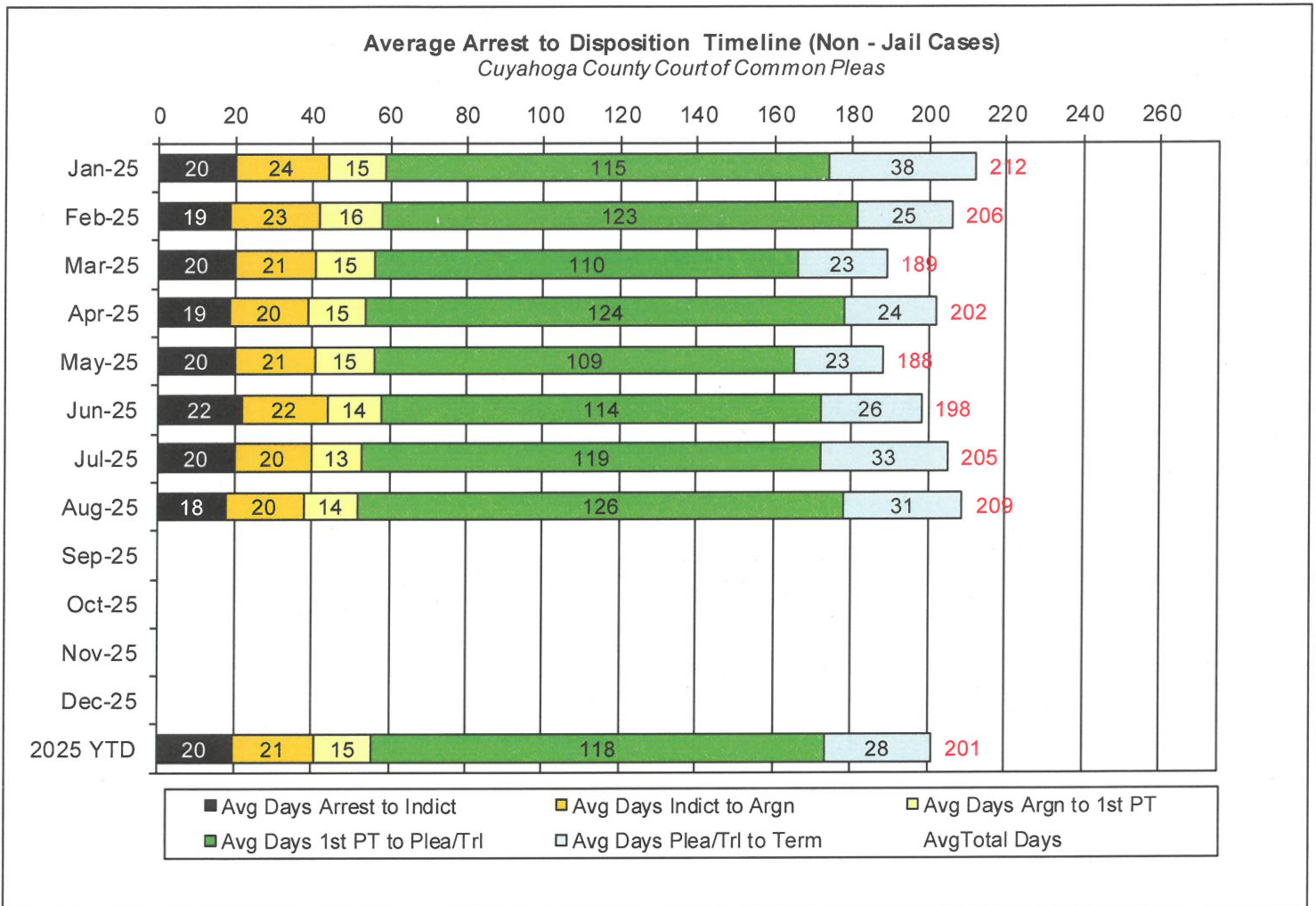
CUYAHOGA COUNTY COMMON PLEAS COURT

Average Arrest to Disposition Timeline (Jail Cases)



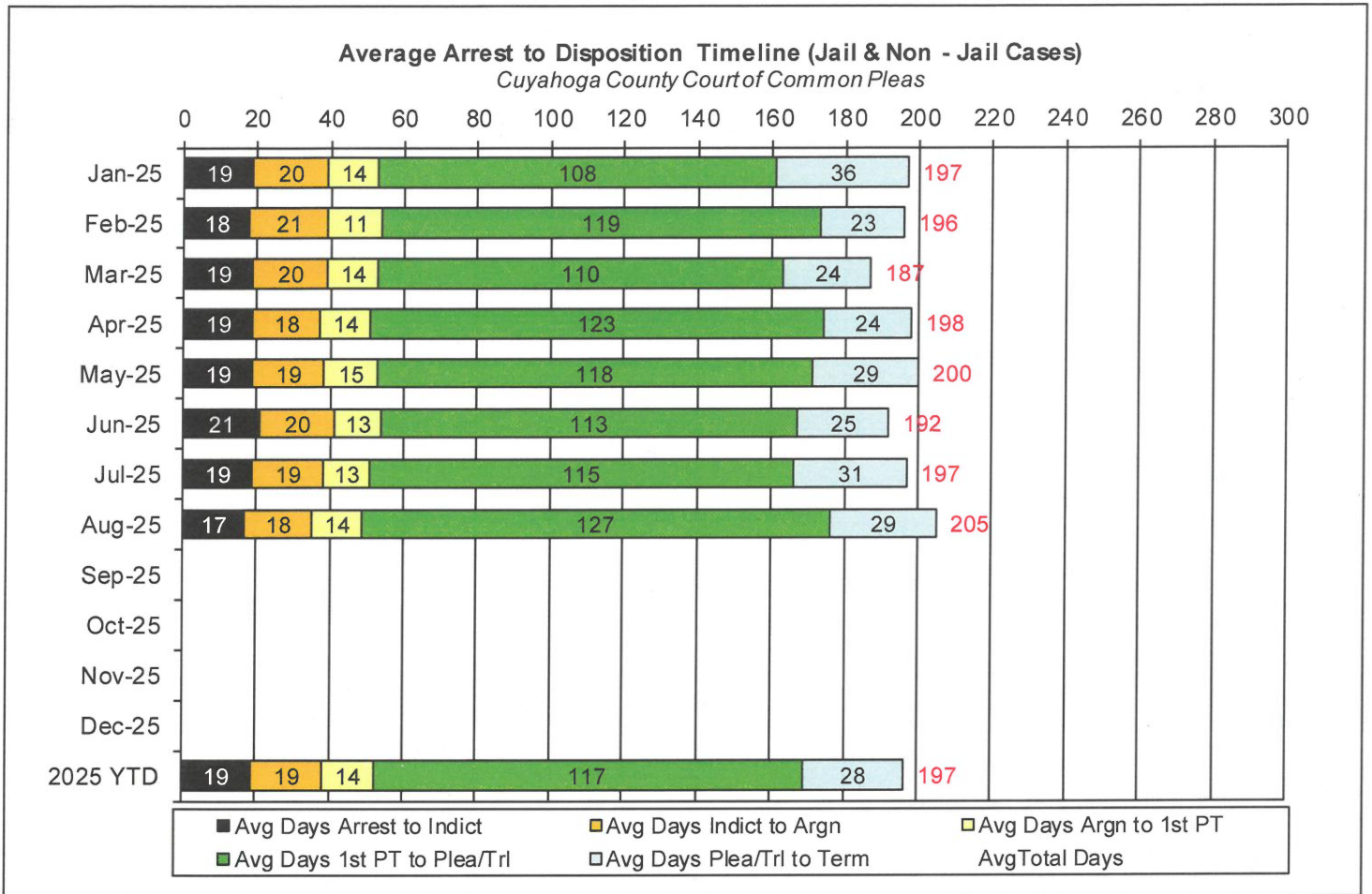
CUYAHOGA COUNTY COMMON PLEAS COURT

Average Arrest to Disposition Timeline (Non-Jail Cases)



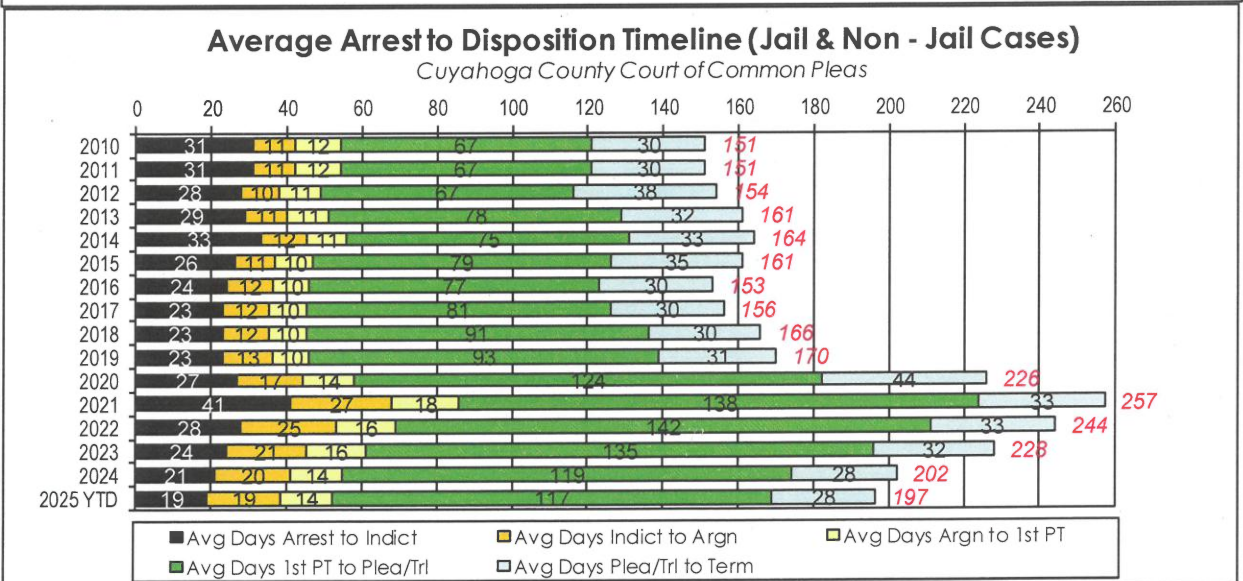
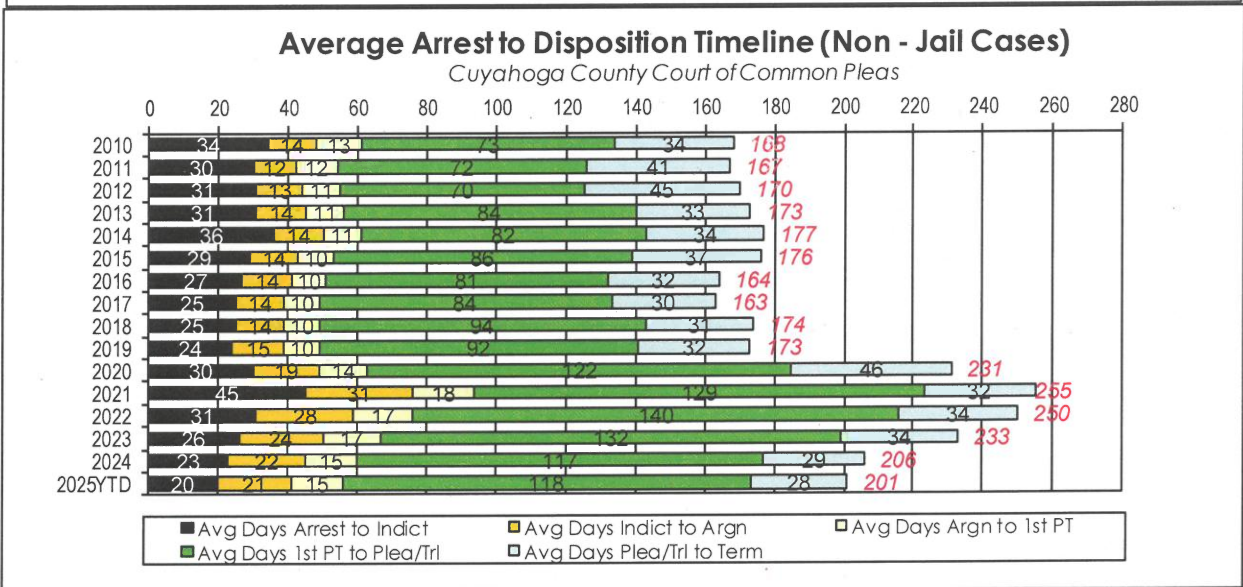
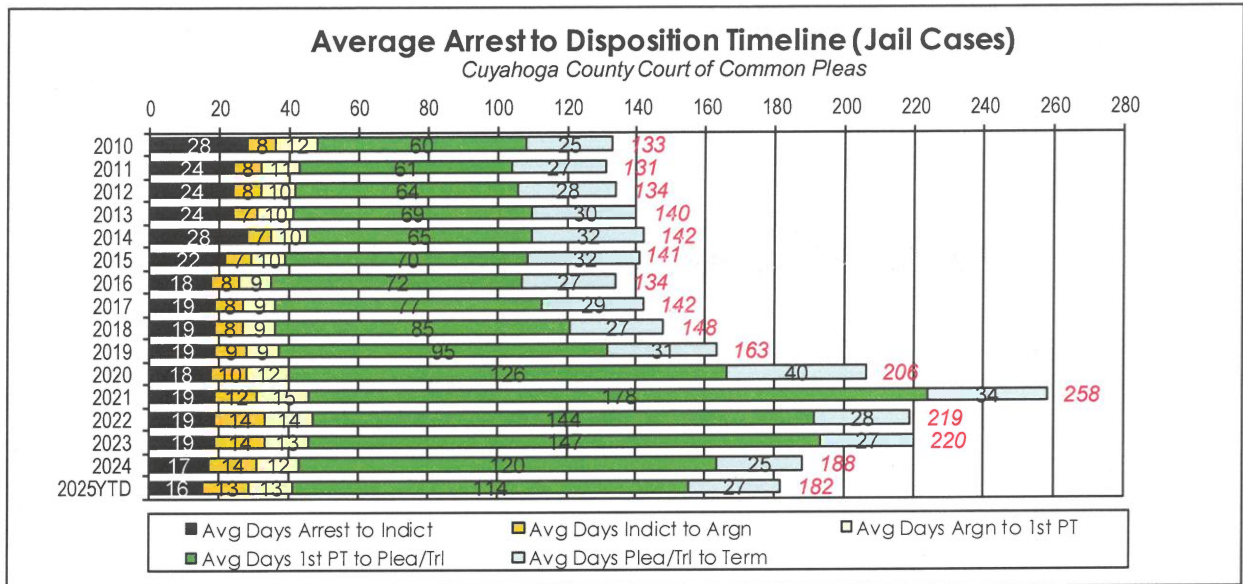
CUYAHOGA COUNTY COMMON PLEAS COURT

Average Arrest to Disposition Timeline (Jail and Non-Jail Cases)



CUYAHOGA COUNTY COMMON PLEAS COURT

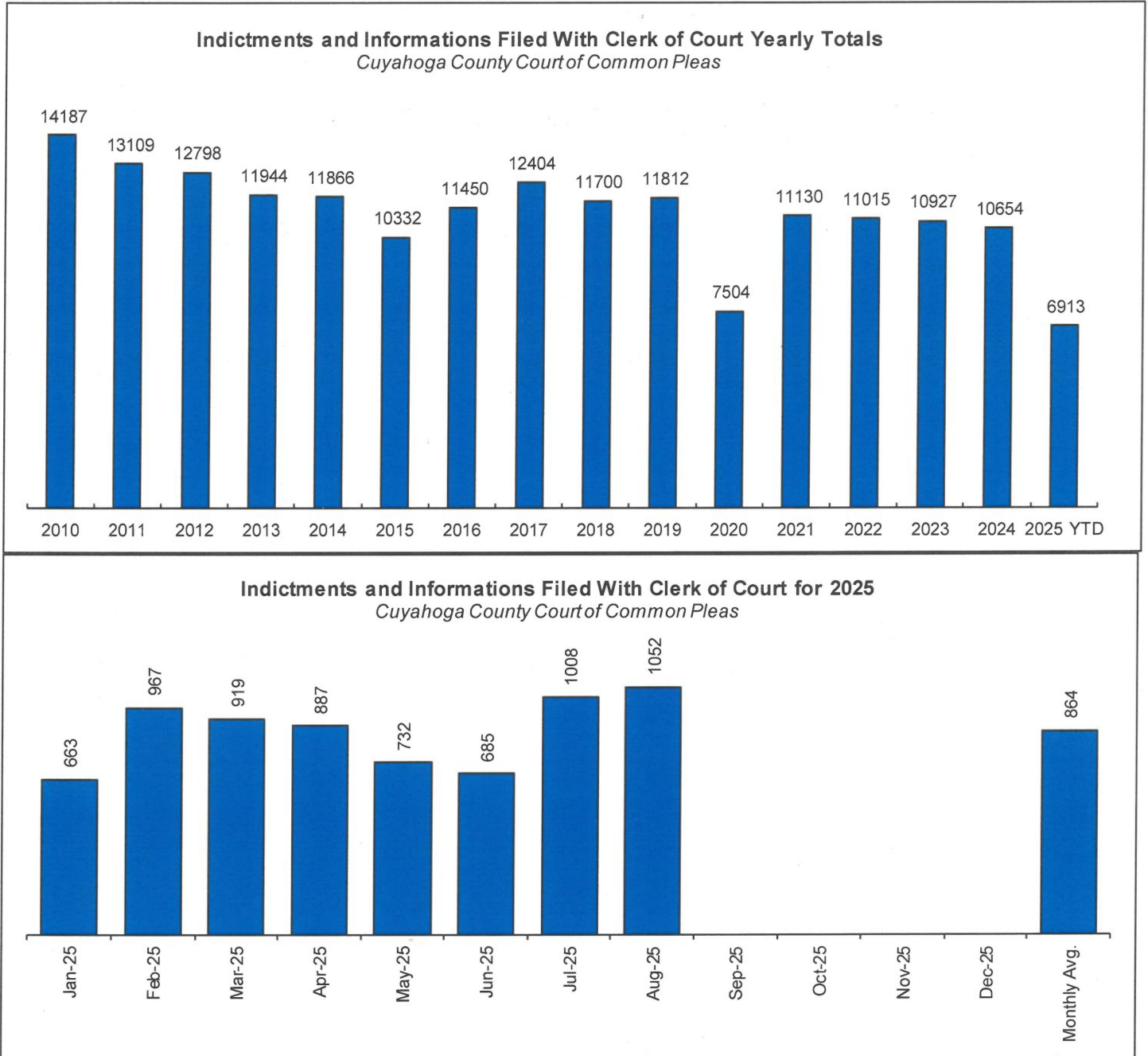
Yearly Average Arrest to Disposition Timeline



CUYAHOGA COUNTY COMMON PLEAS COURT

Indictments and Informations Filed With the Clerk of Courts

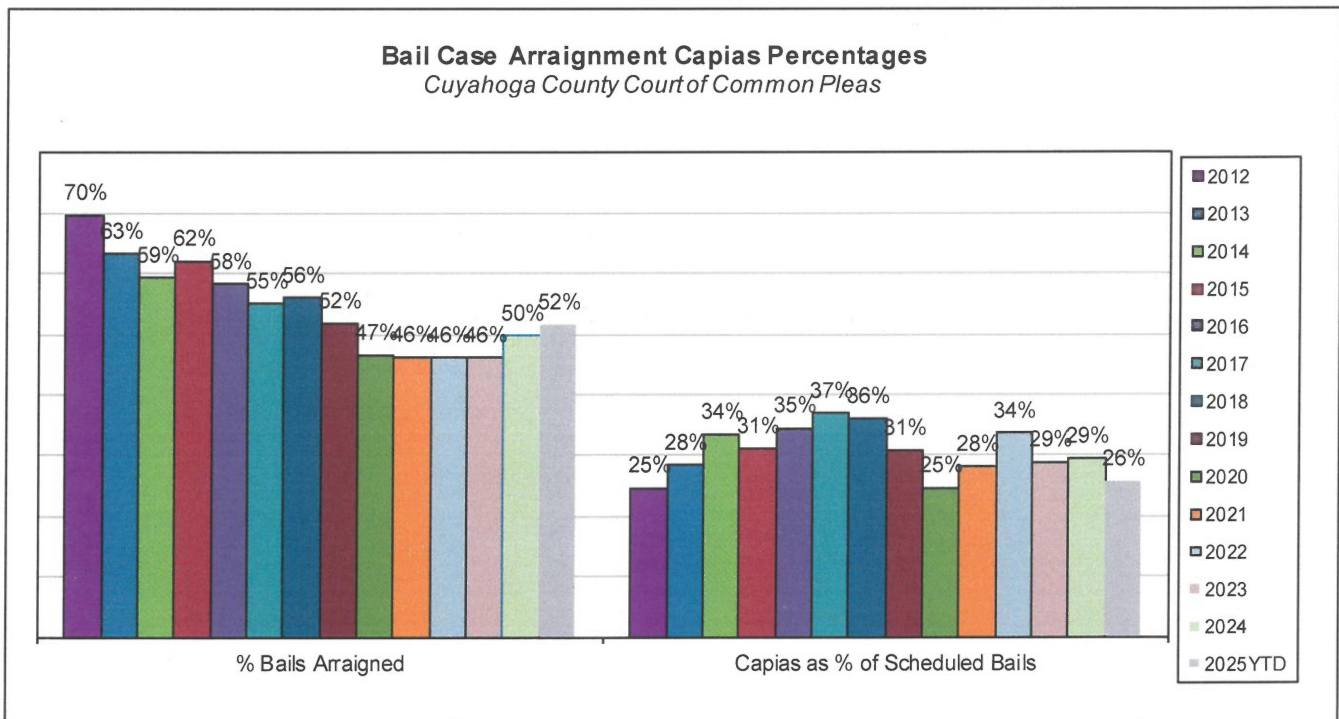
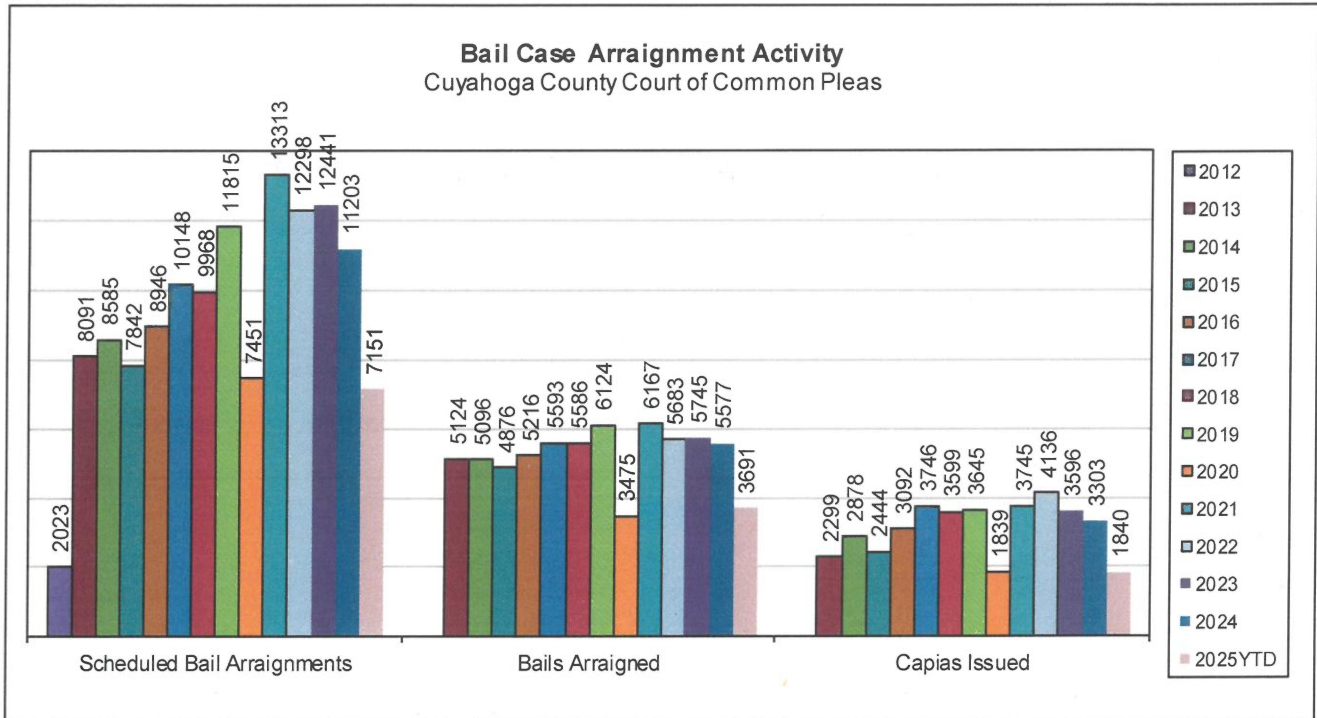
The following charts are reflective of Indictments and Informations filed with the Criminal Clerk of Courts from 2010. The source for this information was the Criminal Clerk's Office.



CUYAHOGA COUNTY COMMON PLEAS COURT

Bail Case Arraignment Activity

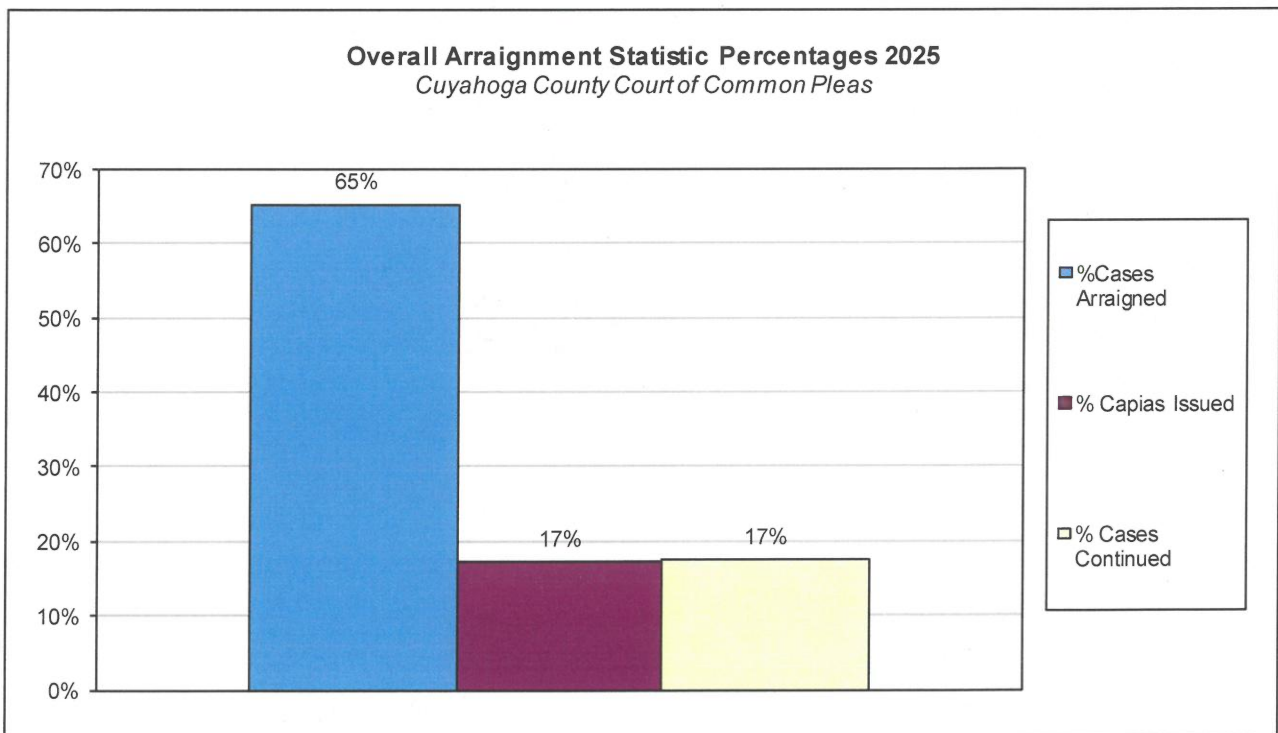
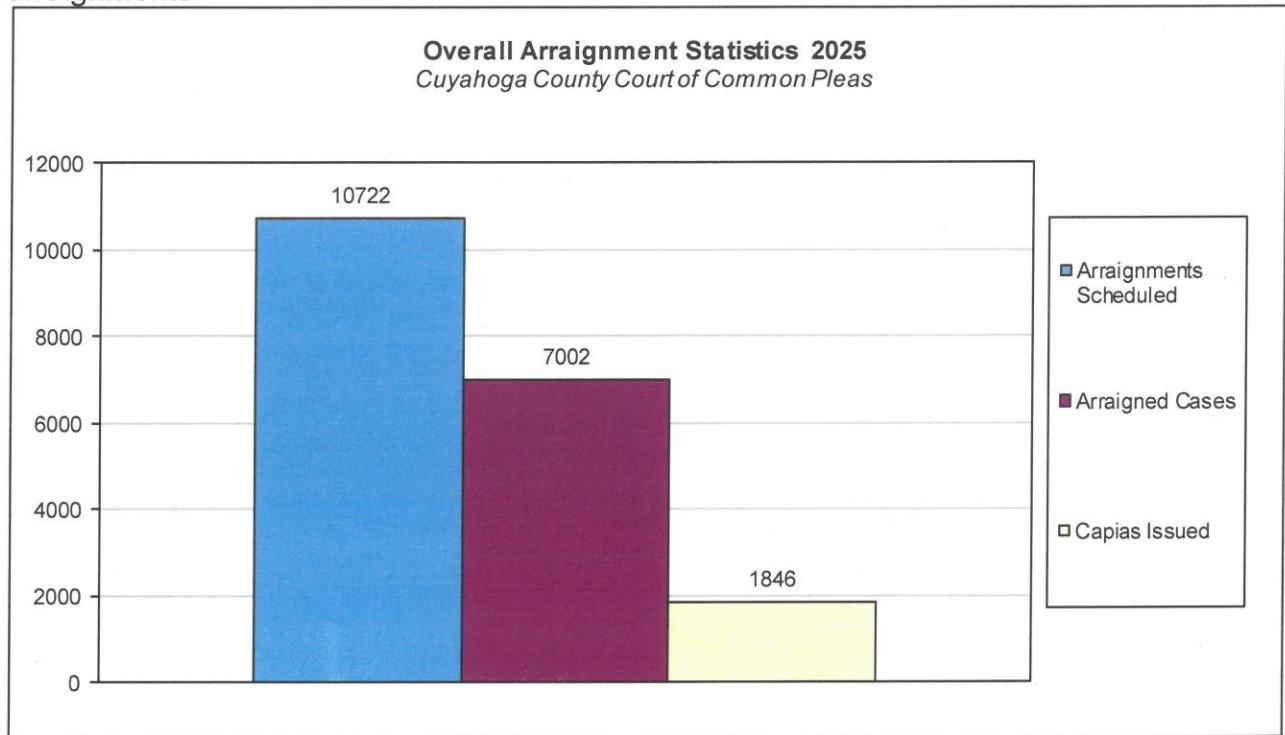
The following charts are reflective of arraignment activity where the defendant was not incarcerated at the time of arraignment. The source for this information was the Criminal Records Department.



CUYAHOGA COUNTY COMMON PLEAS COURT

Overall Arraignment Statistics

The arraignment statistics were provided by the Criminal Records Department. They are provided to give a representation of arraignment activity in the Court in 2025. These statistics include jail and non – jail arraignments.



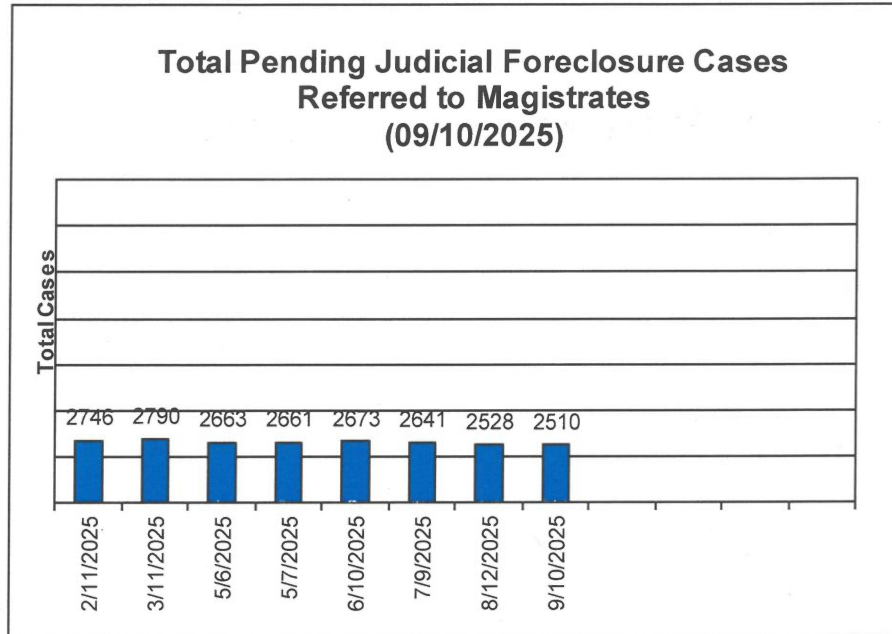
Judicial Foreclosure Statistics¹

¹ For clarification purposes, Foreclosure cases in this report are identified as Judicial Foreclosure filings (filing codes 1460 (Foreclosure Marsh. Of Lien), 1465(Tax Lien), 1466 (Tax Certificate), 1470 (Quiet Title), and 1480 (Partition)). These cases are different from Board of Revision Foreclosures, which are not reported here.

CUYAHOGA COUNTY COMMON PLEAS COURT

Total Pending Judicial Foreclosure Cases Referred to Magistrates

The following chart is a display of the total number of pending Judicial Foreclosure cases referred to the Magistrates on specific dates. The table below shows the number of these cases pending from each year since 2012.




	As of:	2/11/2025	3/11/2025	5/6/2025	5/7/2025	6/10/2025	7/9/2025	8/12/2025	9/10/2025				
Year													
2015		1	1	0	0	0	0	0	0				
2016		0	0	0	0	0	0	0	0				
2017		1	2	1	1	0	0	0	0				
2018		4	4	6	6	5	4	2	1				
2019		4	5	3	3	5	5	4	3				
2020		2	3	0	0	0	0	2	2				
2021		6	10	8	8	7	7	6	6				
2022		13	13	11	11	7	6	7	4				
2023		99	83	49	49	36	31	25	24				
2024		2013	1660	941	934	688	515	355	292				
2025		603	1009	1644	1649	1925	2073	2127	2178				
Total		2746	2790	2663	2661	2673	2641	2528	2510				

CUYAHOGA COUNTY COMMON PLEAS COURT

Total Pending Tax Lien & Certificate Cases Referred to Magistrates

The following chart is a display of the number of pending tax Judicial Foreclosure cases referred to the Magistrates on specific dates. The table below shows the number of pending tax Judicial Foreclosure cases in each year since 2010.




	As of:	2/11/2025	3/11/2025	5/6/2025	5/7/2025	6/10/2025	7/9/2025	8/12/2025	9/10/2025				
Year													
2010		1	1	1	1	1	1	1	1				
2012		1	1	1	1	1	1	1	1				
2015		2	2	2	2	2	2	2	2				
2016		2	2	2	2	2	2	2	2				
2017		1	2	1	1	0	0	0	0				
2018		2	2	5	5	4	3	1	1				
2019		3	3	2	2	2	1	1	1				
2020		1	2	0	0	0	0	1	1				
2021		4	7	5	5	5	5	4	4				
2022		1	2	2	2	1	1	2	1				
2023		18	12	5	5	6	5	4	6				
2024		1034	844	443	441	289	195	113	89				
2025		285	454	791	792	912	967	941	943				
Total		1355	1334	1260	1259	1225	1183	1073	1052				

CUYAHOGA COUNTY COMMON PLEAS COURT

Percentage of Pending Judicial Foreclosure Cases By Filing Year

The following chart is a representation of the total number of pending Judicial Foreclosure cases by filing year expressed as a percentage on a specific date. The table below is the supporting data for this chart.

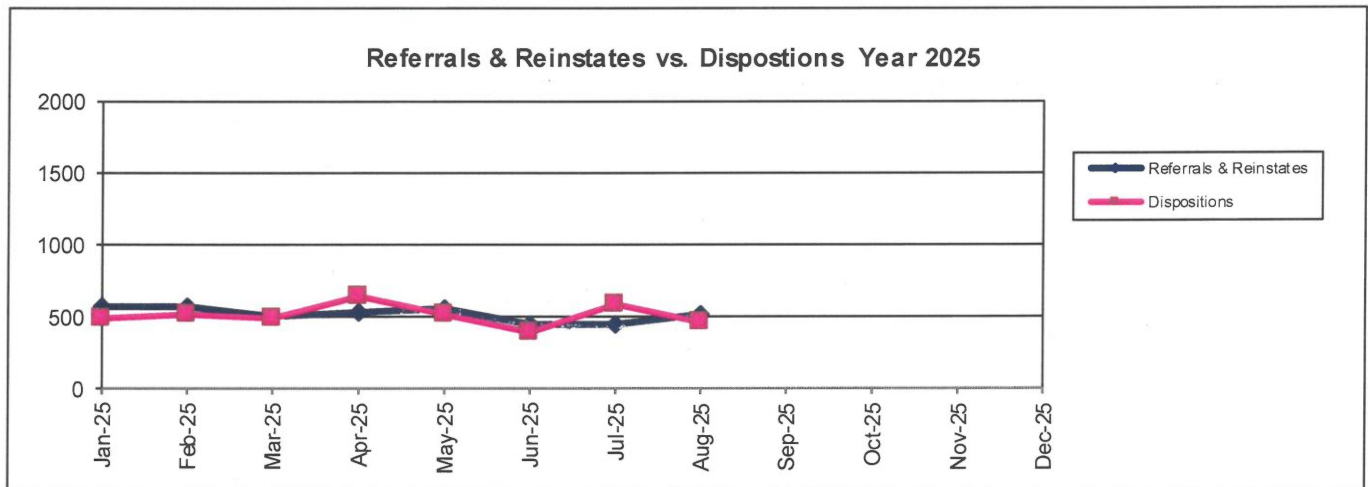
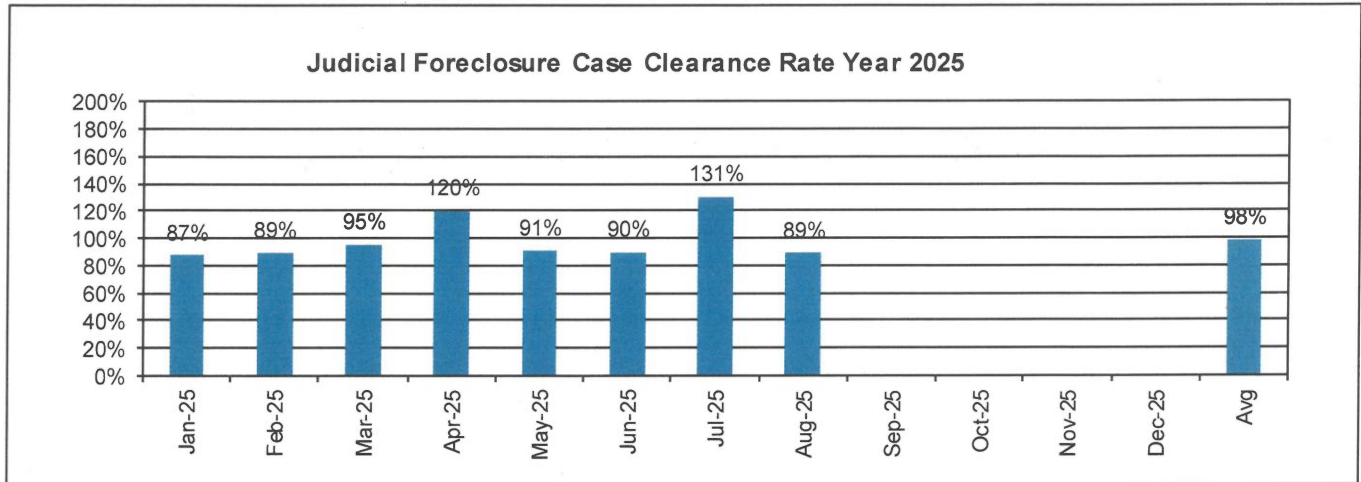


	As of:	9/10/2025	% of Total
Year			
2015		0	0.00%
2016		0	0.00%
2017		0	0.00%
2018		1	0.04%
2019		3	0.12%
2020		2	0.08%
2021		6	0.24%
2022		4	0.16%
2023		24	0.96%
2024		292	11.63%
2025		2178	86.77%
Total		2510	100.00%

CUYAHOGA COUNTY COMMON PLEAS COURT

Judicial Foreclosure Clearance Rate Year 2025

The Clearance Rate is the number of outgoing cases as a percentage of the number of incoming cases. Clearance rate measures whether the court is keeping up with its incoming caseload. If cases are not disposed in a timely manner, a backlog of cases awaiting disposition will grow. A Clearance Rate of 100% indicates that at least as many cases as have been filed, reopened, or reactivated in a period have been disposed.

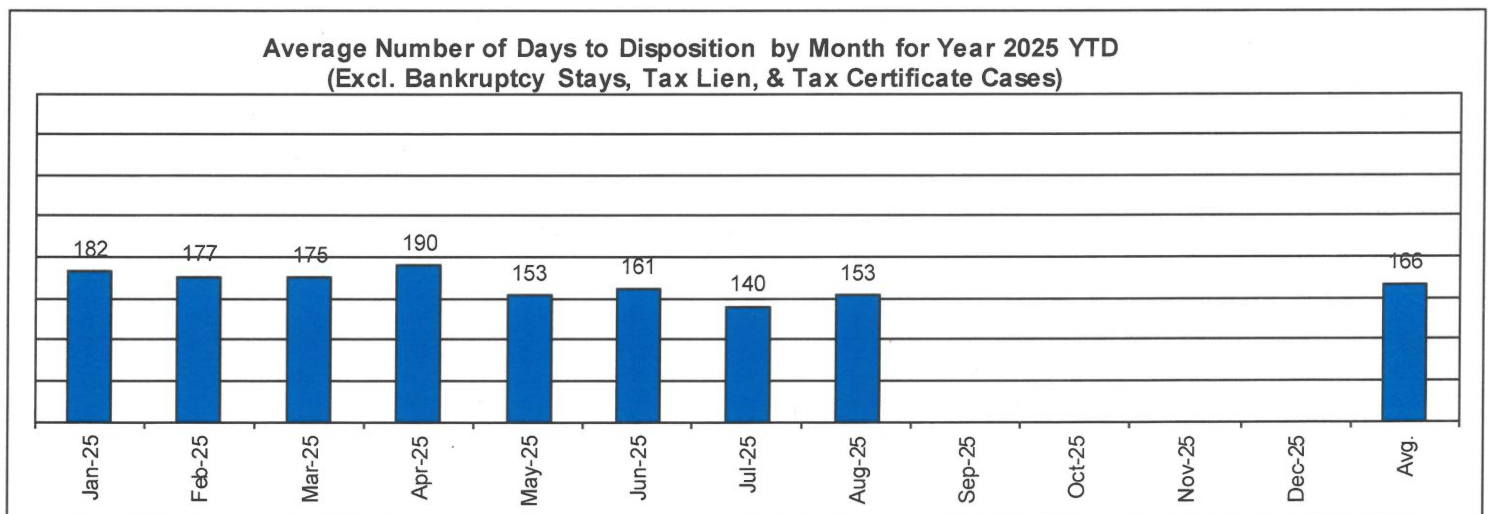
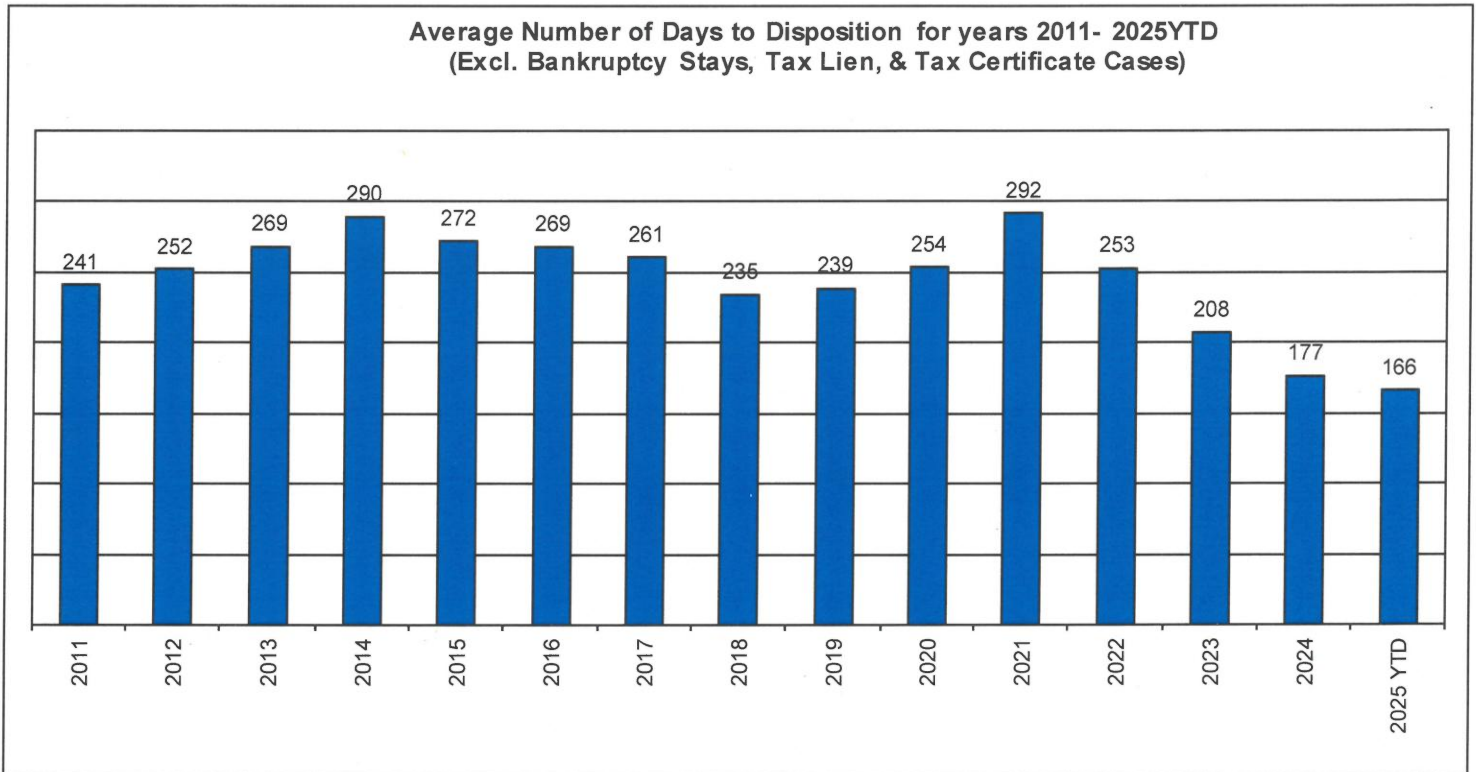


	Referrals & Reinstates	Dispositions	Clearance Rate
Jan-25	564	492	87%
Feb-25	575	513	89%
Mar-25	508	485	95%
Apr-25	531	639	120%
May-25	560	509	91%
Jun-25	443	398	90%
Jul-25	444	580	131%
Aug-25	515	457	89%
Sep-25			
Oct-25			
Nov-25			
Dec-25			
Avg	518	509	98%
Total	4140	4073	

CUYAHOGA COUNTY COMMON PLEAS COURT

Avg. Number of Days to Disp. (Excl. Bank. Stays & Tax Lien & Tax Cert.)

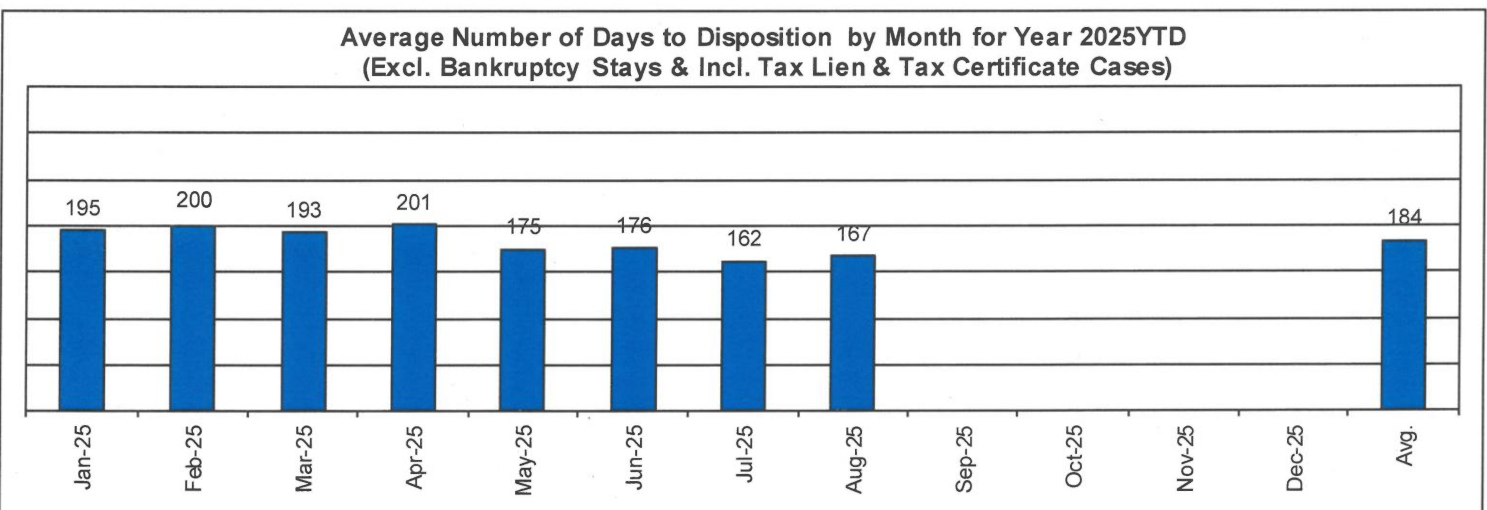
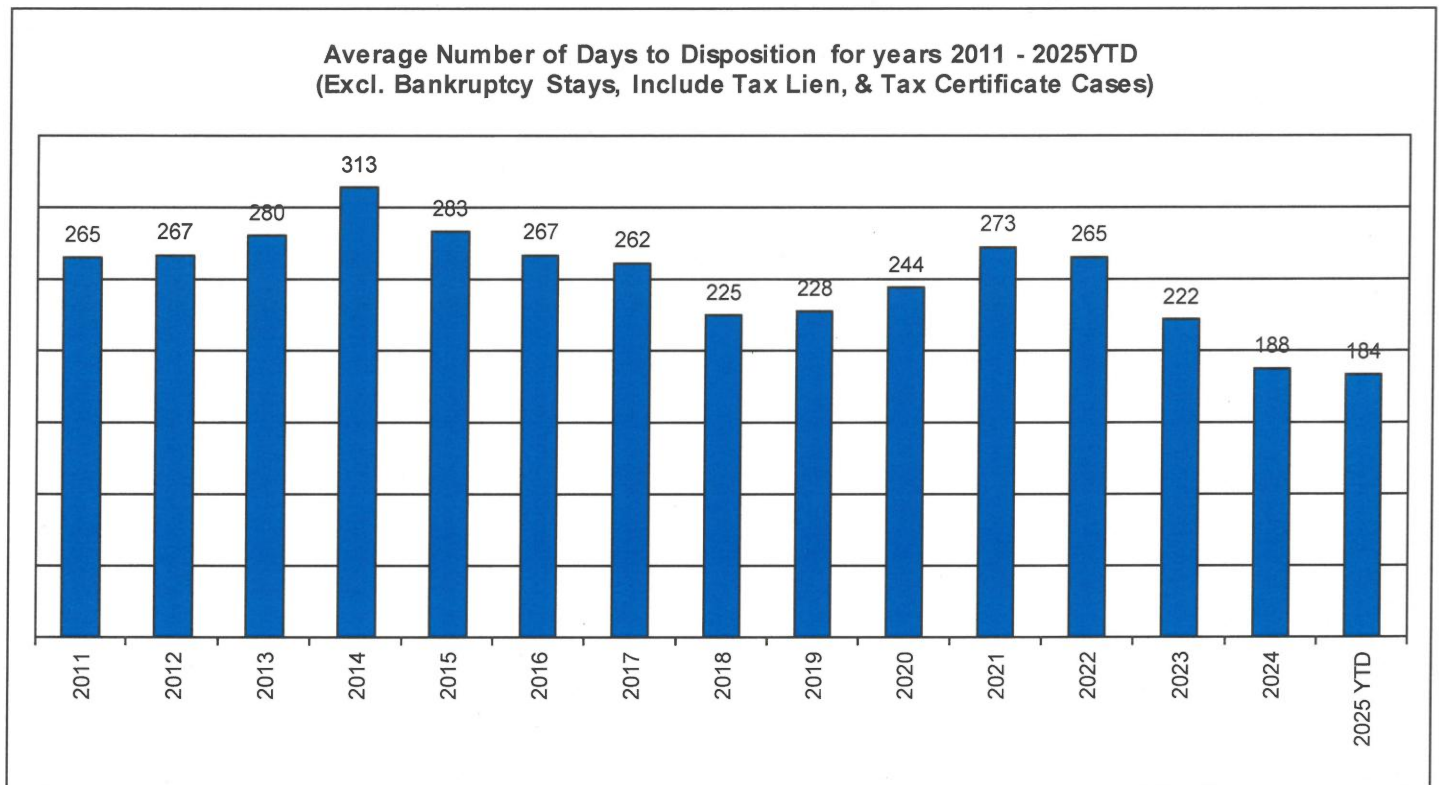
The average number of days to disposition is the number of days from filing to a final disposition entry being filed with the Clerk of Court. The data sample is based on all judicial foreclosure cases terminated by decree or dismissal (cases terminated by bankruptcy are not included) in a month. Each case is examined to determine the number of days between filing and termination with the periods that a case may have been in bankruptcy subtracted. Adding the total days of all of the cases minus bankruptcy periods and dividing by the total number of cases calculates the average. In the following chart, tax judicial foreclosure cases are excluded.



CUYAHOGA COUNTY COMMON PLEAS COURT

Avg. Number of Days to Disp. (Excl. Bank. Stays & Incl. Tax Lien & Tax Cert.)

The average number of days to disposition is the number of days from filing to a final disposition entry being filed with the Clerk of Court. The data sample is based on all Judicial Foreclosure cases terminated by decree or dismissal (cases terminated by bankruptcy are not included) in a month. Each case is examined to determine the number of days between filing and termination with the periods that a case may have been in bankruptcy subtracted. Adding the total days of all of the cases minus bankruptcy periods and dividing by the total number of cases calculates the average. In the following chart, all types of Judicial Foreclosure cases are included.

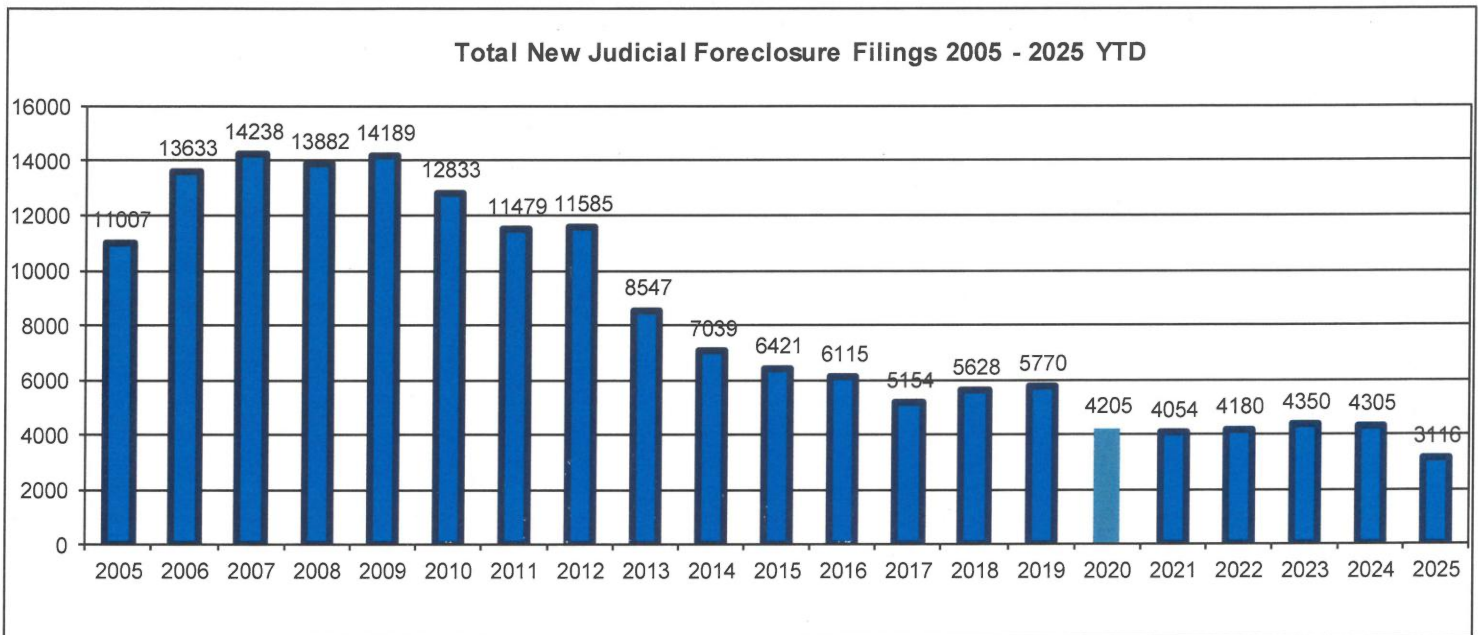


CUYAHOGA COUNTY COMMON PLEAS COURT

Total New Judicial Foreclosure Filings

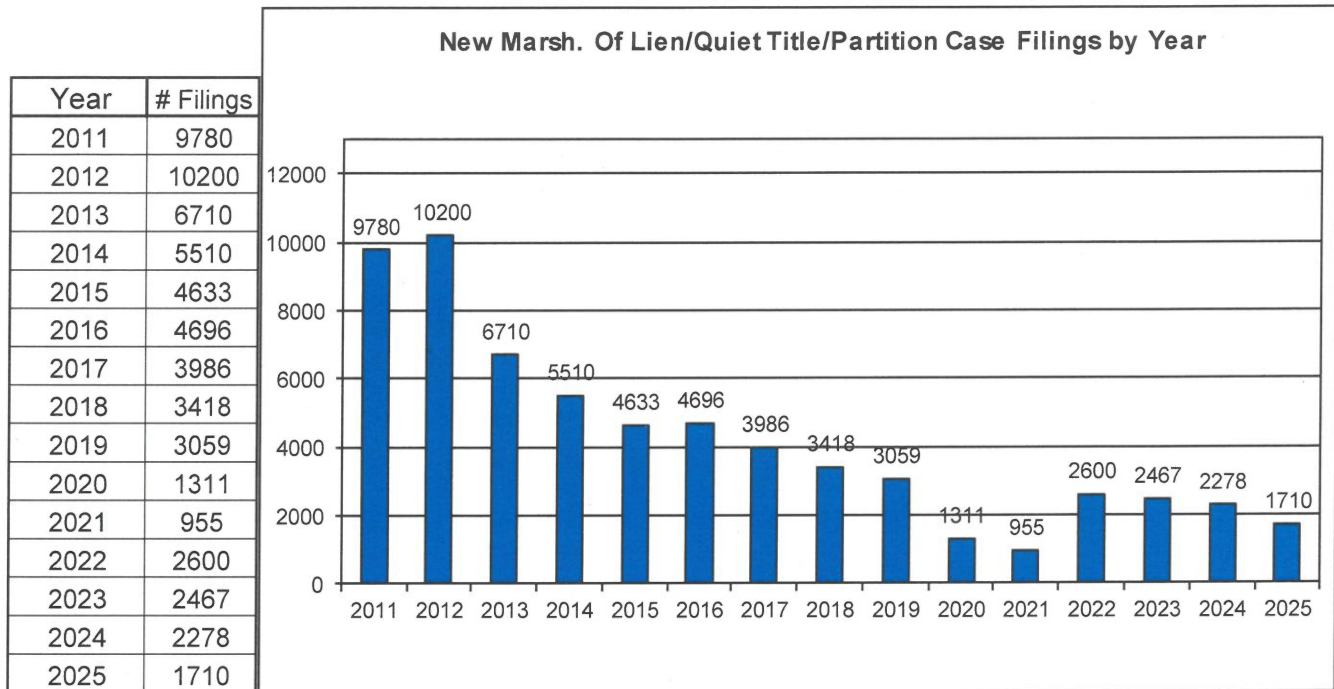
The following charts are provided as a historical view of new judicial foreclosure filings.

1. Total New Judicial Foreclosure Filings from 2005 – 2025 by year
2. Total New Marsh of Lien/Quiet Title/Partition Filings from 2011 – 2025 by month
3. Total New Tax Lien & Tax Certificate Filings for 2011 – 2025 by month
4. Total New Judicial Foreclosure Filings from 2011 – 2025 by month

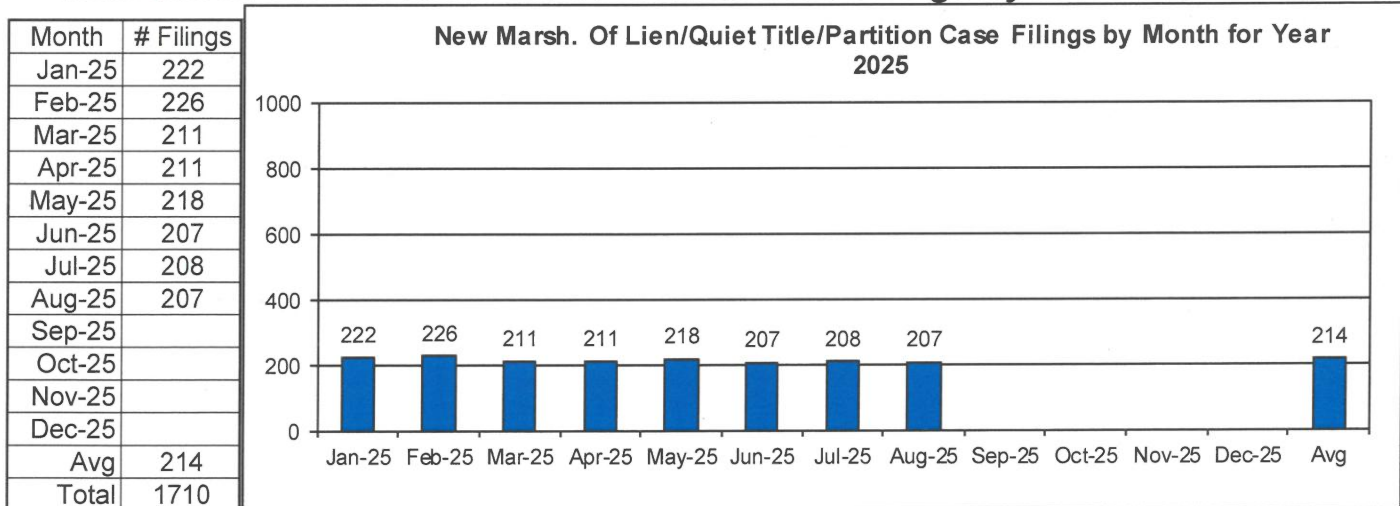


CUYAHOGA COUNTY COMMON PLEAS COURT

New Marsh of Lien/Quiet Title/Partition Case Filings for Years 2011 – 2025 YTD



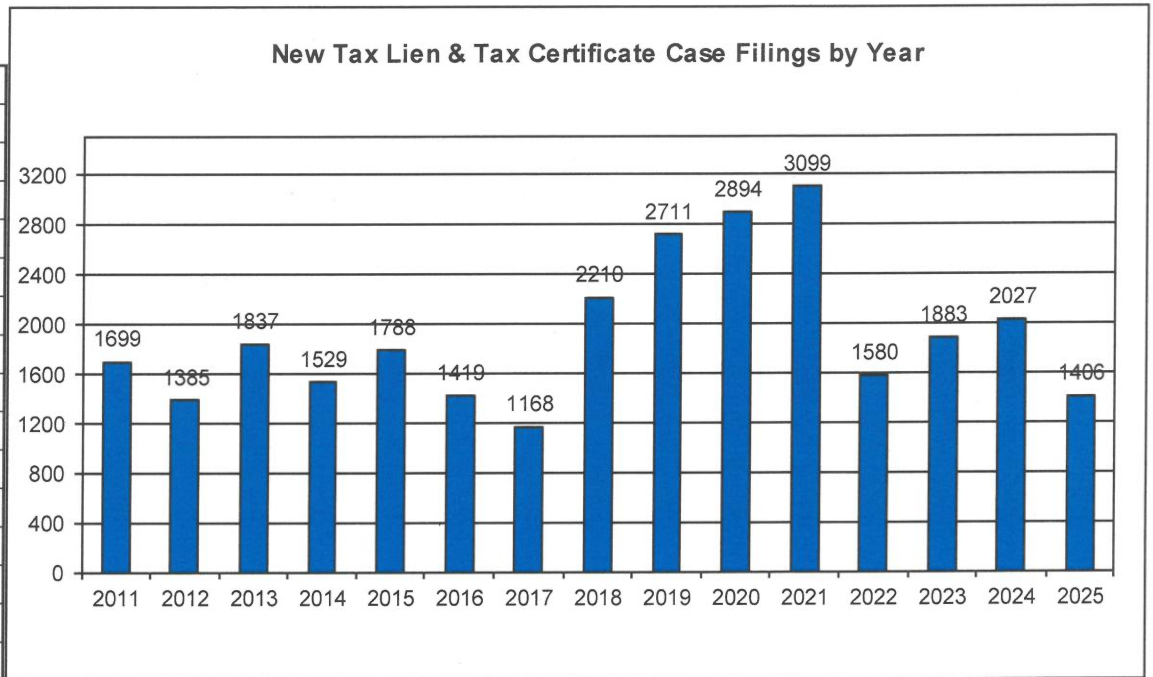
New Marsh of Lien/Quiet Title/Partition Case Filings by month for 2025 YTD



CUYAHOGA COUNTY COMMON PLEAS COURT


New Tax Lien & Certificate Filings for Years 2011 – 2025 YTD

Year	# Filings
2011	1699
2012	1385
2013	1837
2014	1529
2015	1788
2016	1419
2017	1168
2018	2210
2019	2711
2020	2894
2021	3099
2022	1580
2023	1883
2024	2027
2025	1406



New Tax Lien & Certificate Filings by Month for Year 2025 YTD

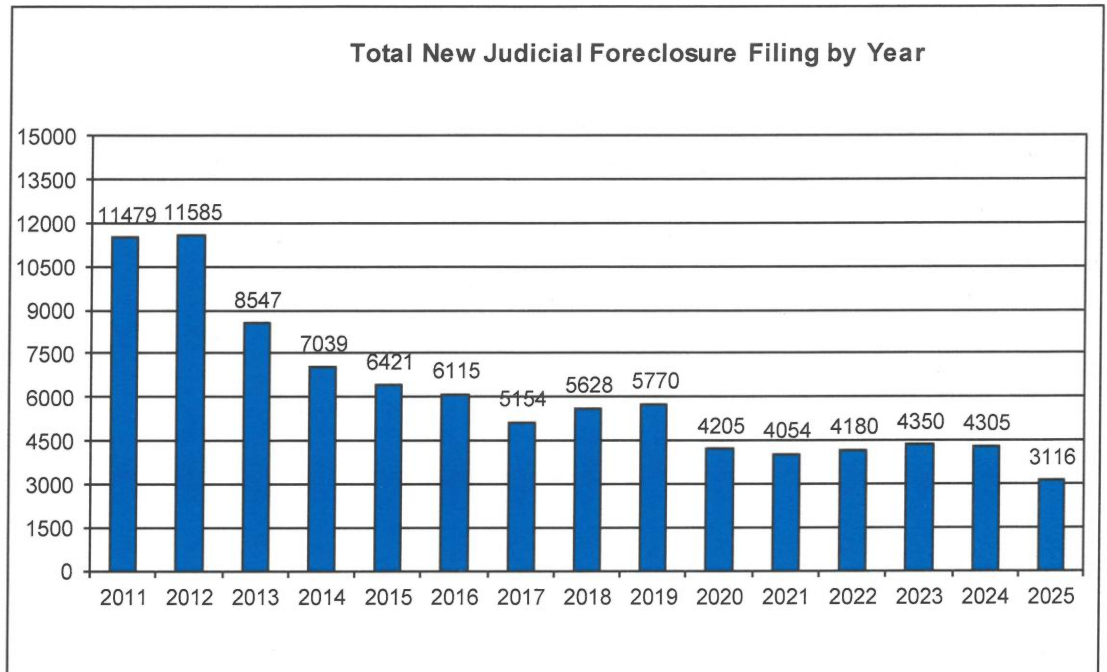
Month	# Filings
Jan-25	207
Feb-25	207
Mar-25	192
Apr-25	202
May-25	188
Jun-25	134
Jul-25	135
Aug-25	141
Sep-25	
Oct-25	
Nov-25	
Dec-25	
Avg	176
Total	1406



CUYAHOGA COUNTY COMMON PLEAS COURT

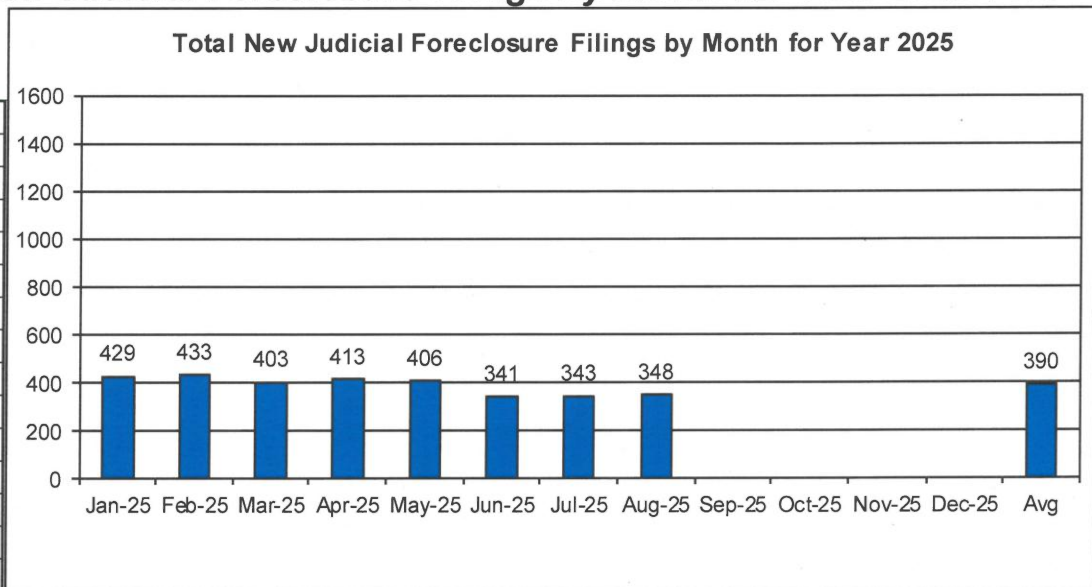
Total New Judicial Foreclosure Filings Years 2011 – 2025 YTD

Year	# Filings
2011	11479
2012	11585
2013	8547
2014	7039
2015	6421
2016	6115
2017	5154
2018	5628
2019	5770
2020	4205
2021	4054
2022	4180
2023	4350
2024	4305
2025YTD	3116



Total New Judicial Foreclosure Filings by Month for Year 2025 YTD

Month	# Filings
Jan-25	429
Feb-25	433
Mar-25	403
Apr-25	413
May-25	406
Jun-25	341
Jul-25	343
Aug-25	348
Sep-25	
Oct-25	
Nov-25	
Dec-25	
Avg	390
Total	3116



Magistrate's Monthly Reports

The Magistrates' Monthly Report consists of 5 reports. Below is a description of each.

Magistrate's Monthly Supplemental Journal Entry Report (R415)

Retrieves total number of supplemental entries and Decrees of Confirmation of Sheriff's sale created during a specific period. A supplemental entry is any journal created by a magistrate, which does not close out a case. For example, any magistrate's order (MG) setting a hearing, any journal entry (JE) ruling on a motion, journals confirming Sheriff's sales, etc.).

Magistrate's Full Disposition Count by Magistrate Report (R413)

Retrieves total number of cases disposed of during a specific period. The dispositions are grouped by Magistrate and then broken down by the type of disposition (i. e. Default, Dismissed with Prejudice, Dismissed without Prejudice, etc.) This report can be printed three different ways. Including tax cases (Full Dispositions), excluding tax cases (Non-Tax Dispositions), and Tax cases only (Tax Dispositions).

Magistrate's Monthly Cases Referred/Reinstated Report (R418)

Retrieves newly filed cases referred to the Magistrates Dept. and cases previously disposed by the Magistrates Dept. that are reinstated and re-referred to the magistrates. The cases are separated by Tax (filing code 1465; Tax Judicial Foreclosure & 1466; Tax Certificate Judicial Foreclosure) and Non-Tax (1460; Judicial Foreclosure Marsh. Of Lien, 1480; Partition, 1470; Quiet Title, misc. (i. e. 1391; Contract Other, etc.).

Magistrate's Monthly Hearing Totals Report (R3146)

Retrieves total number of hearings held during one month. The hearings are grouped by Magistrate and then broken down by what type hearing was held (i. e. Default, Pretrial, etc.).

Magistrate's Monthly Case Load Report (R3147)

Retrieves individual caseload totals for individual magistrates during a specific period. The cases are grouped by magistrate and then broken down by case type (i. e. tax judicial foreclosure, tax certificate judicial foreclosure and non-tax judicial foreclosure).

Magistrate's New Referrals/Assignments (R429)

Retrieves All cases referred to the Magistrate's Department. The cases are grouped by Magistrate and broken down into categories of CSPO (Filing Code 1491 Stalking Civil Protection Orders), Tax (1465; Tax Judicial Foreclosure & 1466; Tax Certificate Judicial Foreclosure), Non Tax (1460; Judicial Foreclosure Marsh. Of Lien, 1480; Partition, 1470; Quiet Title, misc. (i.e. 1391; Contract Other, etc.)).

CUYAHOGA COUNTY COURT OF COMMON PLEAS

DATE: 09/10/2025
TIME: 8:09 AM

OFFICE OF THE MAGISTRATES
MAGISTRATE'S MONTHLY SUPPLEMENTALS BY CASE
REPORTING PERIOD: AUGUST 2025

PAGE: 1
CMSR415D

SUPPLEMENTALS

AUGUSTYN/KEVIN/C	118
BUCHA/STEPHEN/M	212
DAY/CHRISTOPHER/	222
DYKE/JOHN/T	168
GOZELANCZYK/BRIAN/S	118
HEGYES/DEAN/K	191
JACKSON/AMY/R	293
JACKSON/JIM/L	219
KLEIN/MONICA/	175
LUCAS/PAUL/	280
LUNSFORD/GINA/	237
UNACCOUNTED FOR	0

TOTAL	2233
--------------	-------------

CONFIRMATIONS

TOTAL	1
--------------	----------

CUYAHOGA COUNTY COURT OF COMMON PLEAS

OFFICE OF THE MAGISTRATES

Full Disposition Count by Magistrate

REPORTING PERIOD: FROM 08/01/2025 TO 08/31/2025

DATE: 09/10/2025

TIME: 8:10 AM

PAGE: 1

CMSR413

MagID	Dispose Type	Tax Cert.	Tax Treas.	Total
KCA	Bank	0	0	1
	Def	0	0	5
	Dism	0	5	15
	Ref. Vacate	0	0	0
	Court Trial	0	0	0
	Other	0	4	5
	<u>MAG'S TOTAL</u>	0	9	<u>26</u>

Decrees	285
Defaults	61
Other	197
Court Trial	27
Dismissals	164

Bankruptcy 8

Ref. Vacated 0

Grand Total 457

SMB	Bank	0	0	0
	Def	0	0	4
	Dism	0	1	8
	Ref. Vacate	0	0	0
	Court Trial	0	0	4
	Other	0	10	15
	<u>MAG'S TOTAL</u>	0	11	<u>31</u>

CD	Bank	0	0	1
	Def	0	0	7
	Dism	0	0	5
	Ref. Vacate	0	0	0
	Court Trial	0	0	0
	Other	0	6	14
	<u>MAG'S TOTAL</u>	0	6	<u>27</u>

JTD	Bank	0	0	1
	Def	0	0	2
	Dism	0	2	17
	Ref. Vacate	0	0	0
	Court Trial	0	0	0
	Other	0	16	28
	<u>MAG'S TOTAL</u>	0	18	<u>48</u>

BSG	Bank	0	0	0
	Def	0	0	7
	Dism	0	4	13
	Ref. Vacate	0	0	0
	Court Trial	0	0	0
	Other	0	18	23
	<u>MAG'S TOTAL</u>	0	22	<u>43</u>

DKH	Bank	0	1	1
	Def	0	0	0
	Dism	0	1	11
	Ref. Vacate	0	0	0
	Court Trial	0	0	2
	Other	0	11	17
	<u>MAG'S TOTAL</u>	0	13	<u>31</u>

ARJ	Bank	0	1	1
	Def	0	0	4
	Dism	0	3	15
	Ref. Vacate	0	0	0
	Court Trial	0	0	4
	Other	0	23	32
	<u>MAG'S TOTAL</u>	0	27	<u>56</u>

JLJ	Bank	0	0	1
	Def	0	0	6
	Dism	0	8	23

CUYAHOGA COUNTY COURT OF COMMON PLEAS

OFFICE OF THE MAGISTRATES

Full Disposition Count by Magistrate

REPORTING PERIOD: FROM 08/01/2025 TO 08/31/2025

DATE: 09/10/2025

TIME: 8:10 AM

PAGE: 2

CMSR413

MagID	Dispose Type	Tax Cert.	Tax Treas.	Total
	Ref. Vacate	0	0	0
	Court Trial	0	0	6
	Other	0	16	18
	<u>MAG'S TOTAL</u>	0	24	<u>54</u>
MK	Bank	0	0	0
	Def	0	0	7
	Dism	0	1	15
	Ref. Vacate	0	0	0
	Court Trial	0	0	2
	Other	0	10	11
	<u>MAG'S TOTAL</u>	0	11	<u>35</u>
PL	Bank	0	0	1
	Def	0	8	13
	Dism	0	4	29
	Ref. Vacate	0	0	0
	Court Trial	0	0	3
	Other	0	0	6
	<u>MAG'S TOTAL</u>	0	12	<u>52</u>
GL	Bank	0	0	1
	Def	0	0	6
	Dism	0	2	13
	Ref. Vacate	0	0	0
	Court Trial	0	0	6
	Other	0	26	28
	<u>MAG'S TOTAL</u>	0	28	<u>54</u>

CUYAHOGA COUNTY COURT OF COMMON PLEAS

DATE: 09/10/2025
TIME: 08:11 AM

OFFICE OF THE MAGISTRATES
MAGISTRATE'S MONTHLY REF/REIN CASES
FROM 08/01/2025 TO 08/31/2025

CMSR418

MAGISTRATE	NEW REFERRALS				REINSTATED			
	Tax Treas.	Tax Cert.	Non-Tax	Total	Tax Treas.	Tax Cert.	Non-Tax	Total
<u>AUGUSTYN/KEVIN/C</u>	10	0	17	27	0	0	7	7
<u>BUCHA/STEPHEN/M</u>	10	0	27	37	0	0	1	1
<u>DAY/CHRISTOPHER/</u>	14	0	23	37	0	0	2	2
<u>DYKE/JOHN/T</u>	14	0	30	44	0	0	0	0
<u>GOZELANCZYK/BRIAN/S</u>	12	0	19	31	0	0	2	2
<u>HEGYES/DEAN/K</u>	17	0	21	38	1	0	0	1
<u>JACKSON/AMY/R</u>	24	0	47	71	1	0	7	8
<u>JACKSON/JIM/L</u>	20	0	36	56	1	0	3	4
<u>KLEIN/MONICA/</u>	15	0	26	41	0	0	0	0
<u>LUCAS/PAUL/</u>	16	0	43	59	1	0	2	3
<u>LUNSFORD/GINA/</u>	13	0	30	43	1	0	2	3
<u>TOTAL</u>	165	0	319	484	5	0	26	31
<u>COMBINED TOTAL</u>	515							

CUYAHOGA COUNTY COURT OF COMMON PLEAS

OFFICE OF THE MAGISTRATES

MAG MONTHLY HEARING TOTALS

Reporting Period: August 2025

DATE: 09/10/2025
TIME: 08:11 AM

PAGE: 1
CMSR3146

Monthly Hearing Total 481

AUGUSTYN/KEVIN/C	
Default Hearings	0
Tax Hearings	0
Pretrials	19

TOTAL:	19
--------	----

BUCHA/STEPHEN/M	
Default Hearings	0
Tax Hearings	0
Pretrials	45

TOTAL:	45
--------	----

DAY/CHRISTOPHER/	
Default Hearings	0
Tax Hearings	0
Pretrials	52

TOTAL:	52
--------	----

DYKE/JOHN/T	
Default Hearings	4
Tax Hearings	23
Pretrials	13

TOTAL:	40
--------	----

GOZELANCZYK/BRIAN/S	
Default Hearings	0
Tax Hearings	0
Pretrials	26

TOTAL:	26
--------	----

HEGYES/DEAN/K	
Default Hearings	0
Tax Hearings	0
Pretrials	53

TOTAL:	53
--------	----

JACKSON/AMY/R	
Default Hearings	11
Tax Hearings	20
Pretrials	28

TOTAL:	59
--------	----

JACKSON/JIM/L	
Default Hearings	8
Tax Hearings	26
Pretrials	15

TOTAL:	49
--------	----

KLEIN/MONICA/	
Default Hearings	0
Tax Hearings	0
Pretrials	44

TOTAL:	44
--------	----

LUCAS/PAUL/	
Default Hearings	0
Tax Hearings	0
Pretrials	50

CUYAHOGA COUNTY COURT OF COMMON PLEAS

OFFICE OF THE MAGISTRATES

MAG MONTHLY HEARING TOTALS

Reporting Period: August 2025

DATE: 09/10/2025

TIME: 08:11 AM

PAGE: 2

CMSR3146

TOTAL:	50
LUNSFORD/GINA/	
Default Hearings	0
Tax Hearings	0
Pretrials	44
<hr/>	
TOTAL:	44

CUYAHOGA COUNTY COURT OF COMMON PLEAS

DATE: 09/10/2025
TIME: 8:11 AM

Office of the Magistrates
Magistrate's Monthly Case Load
MONTH: AUGUST 2025

PAGE: 1
CMSR3147

Magistrate Name	Non Tax Total	Tax Cert.	Tax Treas.	Total Tax	CSPO	Total Cases
AUGUSTYN	65	1	51	52	6	123
BUCHA	80	0	76	76	13	169
DYKE	86	0	83	83	12	181
LUNSFORD	116	1	83	84	10	210
DAY	107	0	84	84	24	215
KLEIN	140	0	105	105	16	261
HEGYES	129	0	114	114	24	267
JACKSON	144	0	121	121	12	277
GOZELANCZYK	150	1	112	113	16	279
JACKSON	159	0	114	114	16	289
LUCAS	162	0	124	124	22	308
Totals:	1338	3	1067	1070	171	2579

CUYAHOGA COUNTY COURT OF COMMON PLEAS

DATE: 09/10/2025
TIME: 8:41 AM

OFFICE OF THE MAGISTRATES
MAGISTRATE'S NEW REFERRALS / ASSIGNMENTS
FROM 08/01/2025 TO 08/31/2025

CMSR429
PAGE: 1

MAGISTRATE	NEW REFERRALS				
	CSPO	Tax Cert.	Tax Treas.	Non Tax	Total
<u>AUGUSTYN/KEVIN/C</u>	3	0	10	17	27
<u>BUCHA/STEPHEN/M</u>	14	0	10	28	38
<u>DAY/CHRISTOPHER/</u>	9	0	14	23	37
<u>DYKE/JOHN/T</u>	12	0	14	30	44
<u>GOZELANCZYK/BRIAN/S</u>	1	0	12	19	31
<u>HEGYES/DEAN/K</u>	2	0	17	21	38
<u>JACKSON/AMY/R</u>	8	0	16	34	50
<u>JACKSON/JIM/L</u>	11	0	20	36	56
<u>KLEIN/MONICA/</u>	12	0	15	25	40
<u>LUCAS/PAUL/</u>	10	0	10	30	40
<u>LUNSFORD/GINA/</u>	8	0	13	30	43
<u>Total</u>	90	0	151	293	444

Report CMSR1062 - Judicial Foreclosure Statistics by Judge

Report CMSR1062 provides a list of judicial foreclosure case activity for each Judge. The report identifies how many cases were pending at the beginning of the period. The new cases filed and cases that were transferred in or reactivated are added to the number pending at the beginning of the period. It then shows the type and number of terminations for the period. The total terminations are subtracted from the total pending which provides the pending at the end of the period.

CUYAHOGA COUNTY COURT OF COMMON PLEAS

DATE: 09/10/2025
TIME: 08:08 AM

Foreclosure Statistics by Judge
Reporting Period: August 2025

PAGE: 1
CMSR1062

Judge							
BELL, RICHARD A							
	Pending at Beg of Period		New Cases Filed		Cases Transferred In / Reactivated		Total
	69		9		1		79
Terminations							
	Bankruptcy	Default	RefVacated	Court Trial	Dismiss	Other	Total
	1	0	0	0	2	7	10
Total Pending at End of Period							69
CLANCY, MAUREEN							
	Pending at Beg of Period		New Cases Filed		Cases Transferred In / Reactivated		Total
	76		7		0		83
Terminations							
	Bankruptcy	Default	RefVacated	Court Trial	Dismiss	Other	Total
	1	3	0	0	4	11	19
Total Pending at End of Period							64
COLLIER-WILLIAMS, CASSANDRA							
	Pending at Beg of Period		New Cases Filed		Cases Transferred In / Reactivated		Total
	69		9		1		79
Terminations							
	Bankruptcy	Default	RefVacated	Court Trial	Dismiss	Other	Total
	0	0	0	0	3	8	11
Total Pending at End of Period							68
CORRIGAN, PETER J							
	Pending at Beg of Period		New Cases Filed		Cases Transferred In / Reactivated		Total
	47		10		0		57
Terminations							
	Bankruptcy	Default	RefVacated	Court Trial	Dismiss	Other	Total
	1	0	0	0	5	4	10
Total Pending at End of Period							47
FUERST, NANCY A							
	Pending at Beg of Period		New Cases Filed		Cases Transferred In / Reactivated		Total
	83		20		1		104
Terminations							
	Bankruptcy	Default	RefVacated	Court Trial	Dismiss	Other	Total
	0	0	0	0	8	10	18
Total Pending at End of Period							86
GALL, STEVEN E							
	Pending at Beg of Period		New Cases Filed		Cases Transferred In / Reactivated		Total
	79		14		2		95
Terminations							
	Bankruptcy	Default	RefVacated	Court Trial	Dismiss	Other	Total
	0	3	0	0	7	6	16
Total Pending at End of Period							79
GALLAGHER, HOLLIE L							
	Pending at Beg of Period		New Cases Filed		Cases Transferred In / Reactivated		Total
	55		8		1		64
Terminations							
	Bankruptcy	Default	RefVacated	Court Trial	Dismiss	Other	Total
	0	2	0	0	2	4	8
Total Pending at End of Period							56
GALLAGHER, KELLY ANN							

CUYAHOGA COUNTY COURT OF COMMON PLEAS

DATE: 09/10/2025
TIME: 08:08 AM

Foreclosure Statistics by Judge
Reporting Period: August 2025

PAGE: 2
CMSR1062

Judge

Pending at Beg of Period		New Cases Filed		Cases Transferred In / Reactivated			Total						
77		5		2			84						
Terminations													
Bankruptcy	0	Default	2	RefVacated	0	Court Trial	0	Dismiss	4	Other	4	Total	10
Total Pending at End of Period												74	
GALLAGHER, SHANNON M													
Pending at Beg of Period		New Cases Filed		Cases Transferred In / Reactivated			Total						
83		10		1			94						
Terminations													
Bankruptcy	0	Default	3	RefVacated	0	Court Trial	0	Dismiss	4	Other	6	Total	13
Total Pending at End of Period												81	
HAGAN, EMILY													
Pending at Beg of Period		New Cases Filed		Cases Transferred In / Reactivated			Total						
75		8		2			85						
Terminations													
Bankruptcy	0	Default	2	RefVacated	0	Court Trial	0	Dismiss	2	Other	5	Total	9
Total Pending at End of Period												76	
KELLEY, KEVIN J													
Pending at Beg of Period		New Cases Filed		Cases Transferred In / Reactivated			Total						
78		11		3			92						
Terminations													
Bankruptcy	0	Default	0	RefVacated	0	Court Trial	0	Dismiss	1	Other	8	Total	9
Total Pending at End of Period												83	
KENNEDY, JOY													
Pending at Beg of Period		New Cases Filed		Cases Transferred In / Reactivated			Total						
74		11		1			86						
Terminations													
Bankruptcy	0	Default	0	RefVacated	0	Court Trial	0	Dismiss	2	Other	8	Total	10
Total Pending at End of Period												76	
KILBANE, ASHLEY													
Pending at Beg of Period		New Cases Filed		Cases Transferred In / Reactivated			Total						
84		11		1			96						
Terminations													
Bankruptcy	0	Default	0	RefVacated	0	Court Trial	0	Dismiss	3	Other	6	Total	9
Total Pending at End of Period												87	
KRIVOSH, KIRA													
Pending at Beg of Period		New Cases Filed		Cases Transferred In / Reactivated			Total						
83		12		5			100						
Terminations													
Bankruptcy	1	Default	2	RefVacated	0	Court Trial	0	Dismiss	3	Other	13	Total	19
Total Pending at End of Period												81	
MATIA, DAVID T													

CUYAHOGA COUNTY COURT OF COMMON PLEAS

DATE: 09/10/2025
TIME: 08:08 AM

Foreclosure Statistics by Judge
Reporting Period: August 2025

PAGE: 3
CMSR1062

Judge							
	Pending at Beg of Period	New Cases Filed		Cases Transferred In / Reactivated		Total	
	77	12		0		89	
	Terminations						
	Bankruptcy	Default	RefVacated	Court Trial	Dismiss	Other	Total
	0	0	0	0	2	2	4
Total Pending at End of Period							85
MAZZONE, CARL J							
	Pending at Beg of Period	New Cases Filed		Cases Transferred In / Reactivated		Total	
	72	10		2		84	
	Terminations						
	Bankruptcy	Default	RefVacated	Court Trial	Dismiss	Other	Total
	0	1	0	0	0	6	7
Total Pending at End of Period							77
MCCORMICK, TIMOTHY							
	Pending at Beg of Period	New Cases Filed		Cases Transferred In / Reactivated		Total	
	56	14		3		73	
	Terminations						
	Bankruptcy	Default	RefVacated	Court Trial	Dismiss	Other	Total
	0	2	0	0	10	4	16
Total Pending at End of Period							57
MIDAY, SHERRIE							
	Pending at Beg of Period	New Cases Filed		Cases Transferred In / Reactivated		Total	
	79	9		1		89	
	Terminations						
	Bankruptcy	Default	RefVacated	Court Trial	Dismiss	Other	Total
	1	4	0	0	6	3	14
Total Pending at End of Period							75
MOONEY, BRIAN							
	Pending at Beg of Period	New Cases Filed		Cases Transferred In / Reactivated		Total	
	87	6		2		95	
	Terminations						
	Bankruptcy	Default	RefVacated	Court Trial	Dismiss	Other	Total
	1	0	0	0	8	2	11
Total Pending at End of Period							84
MOORE, LAUREN C							
	Pending at Beg of Period	New Cases Filed		Cases Transferred In / Reactivated		Total	
	72	15		0		87	
	Terminations						
	Bankruptcy	Default	RefVacated	Court Trial	Dismiss	Other	Total
	0	1	0	0	4	8	13
Total Pending at End of Period							74
MURPHY, MOLLIE ANN							
	Pending at Beg of Period	New Cases Filed		Cases Transferred In / Reactivated		Total	
	94	10		1		105	
	Terminations						
	Bankruptcy	Default	RefVacated	Court Trial	Dismiss	Other	Total
	0	4	0	0	3	7	14
Total Pending at End of Period							91
NICHOLSON, ANTONIO S							

CUYAHOGA COUNTY COURT OF COMMON PLEAS

DATE: 09/10/2025
TIME: 08:08 AM

Foreclosure Statistics by Judge
Reporting Period: August 2025

PAGE: 4
CMSR1062

Judge							
	Pending at Beg of Period	New Cases Filed		Cases Transferred In / Reactivated			Total
	84	10		0			94
	Terminations						
	Bankruptcy	Default	RefVacated	Court Trial	Dismiss	Other	Total
	0	4	0	0	1	2	7
Total Pending at End of Period							87
O'DONNELL, JENNIFER							
	Pending at Beg of Period	New Cases Filed		Cases Transferred In / Reactivated			Total
	72	10		0			82
	Terminations						
	Bankruptcy	Default	RefVacated	Court Trial	Dismiss	Other	Total
	0	0	0	0	4	4	8
Total Pending at End of Period							74
O'DONNELL, JOHN P							
	Pending at Beg of Period	New Cases Filed		Cases Transferred In / Reactivated			Total
	53	8		2			63
	Terminations						
	Bankruptcy	Default	RefVacated	Court Trial	Dismiss	Other	Total
	0	1	0	0	1	3	5
Total Pending at End of Period							58
RUSSO, JOHN J							
	Pending at Beg of Period	New Cases Filed		Cases Transferred In / Reactivated			Total
	66	13		1			80
	Terminations						
	Bankruptcy	Default	RefVacated	Court Trial	Dismiss	Other	Total
	0	1	0	0	1	10	12
Total Pending at End of Period							68
RUSSO, NANCY MARGARET							
	Pending at Beg of Period	New Cases Filed		Cases Transferred In / Reactivated			Total
	45	11		0			56
	Terminations						
	Bankruptcy	Default	RefVacated	Court Trial	Dismiss	Other	Total
	0	1	0	0	5	8	14
Total Pending at End of Period							42
SAFFOLD, JEFFREY P							
	Pending at Beg of Period	New Cases Filed		Cases Transferred In / Reactivated			Total
	56	10		1			67
	Terminations						
	Bankruptcy	Default	RefVacated	Court Trial	Dismiss	Other	Total
	1	1	0	0	0	5	7
Total Pending at End of Period							60
SANTOLI, ANDREW J.							
	Pending at Beg of Period	New Cases Filed		Cases Transferred In / Reactivated			Total
	94	10		0			104
	Terminations						
	Bankruptcy	Default	RefVacated	Court Trial	Dismiss	Other	Total
	0	10	0	0	5	3	18
Total Pending at End of Period							86
SHAUGHNESSY, MICHAEL P							

CUYAHOGA COUNTY COURT OF COMMON PLEAS

DATE: 09/10/2025
TIME: 08:08 AM

Foreclosure Statistics by Judge
Reporting Period: August 2025

PAGE: 5
CMSR1062

Judge							
	Pending at Beg of Period	New Cases Filed		Cases Transferred In / Reactivated			Total
	58	10		4			72
	Terminations						
	Bankruptcy	Default	RefVacated	Court Trial	Dismiss	Other	Total
	1	4	0	0	3	2	10
Total Pending at End of Period							62
SHEEHAN, BRENDAN J							
	Pending at Beg of Period	New Cases Filed		Cases Transferred In / Reactivated			Total
	36	6		0			42
	Terminations						
	Bankruptcy	Default	RefVacated	Court Trial	Dismiss	Other	Total
	0	1	0	0	2	1	4
Total Pending at End of Period							38
SPELLACY, JOHN J							
	Pending at Beg of Period	New Cases Filed		Cases Transferred In / Reactivated			Total
	72	11		1			84
	Terminations						
	Bankruptcy	Default	RefVacated	Court Trial	Dismiss	Other	Total
	0	1	0	0	4	11	16
Total Pending at End of Period							68
SYNENBERG, JOAN							
	Pending at Beg of Period	New Cases Filed		Cases Transferred In / Reactivated			Total
	56	11		2			69
	Terminations						
	Bankruptcy	Default	RefVacated	Court Trial	Dismiss	Other	Total
	0	2	0	0	1	4	7
Total Pending at End of Period							62
TURNER, DEBORAH M							
	Pending at Beg of Period	New Cases Filed		Cases Transferred In / Reactivated			Total
	94	11		1			106
	Terminations						
	Bankruptcy	Default	RefVacated	Court Trial	Dismiss	Other	Total
	0	2	0	0	8	15	25
Total Pending at End of Period							81
VODREY, WILLIAM F. B.							
	Pending at Beg of Period	New Cases Filed		Cases Transferred In / Reactivated			Total
	94	6		2			102
	Terminations						
	Bankruptcy	Default	RefVacated	Court Trial	Dismiss	Other	Total
	0	2	0	0	7	1	10
Total Pending at End of Period							92

Monthly Summary

MONTHLY SUMMARY

August 2025

		TRIALS														
NAME	PEND	ASSIGNED			JURY COURT						DISP	PENDING				+ -
		CV	CR	TOT	CV	CR	TOT	CV	CR	TOT		CV	FR	CR	TOT	
Richard A. Bell	356	65	43	108	0	0	0	0	0	0	87	208	66	103	377	- 21
Maureen Clancy	413	61	44	105	0	1	1	0	0	0	114	227	63	114	404	+ 9
Cassandra Collier-Willia	528	57	36	93	0	0	0	1	1	2	98	331	65	127	523	+ 5
Peter J. Corrigan	526	56	28	84	0	0	0	0	0	0	64	344	43	159	546	- 20
Nancy A. Fuerst	429	56	30	86	0	2	2	0	1	1	109	246	84	76	406	+ 23
Steven E. Gall	530	58	47	105	0	0	0	0	0	0	116	305	76	138	519	+ 11
Hollie L. Gallagher	399	56	40	96	0	0	0	0	0	0	79	267	54	95	416	- 17
Kelly A. Gallagher	413	61	31	92	0	1	1	0	0	0	76	264	72	93	429	- 16
Shannon M. Gallagher	416	60	31	91	0	0	0	0	0	0	77	241	80	109	430	- 14
Emily Hagan	462	59	41	100	0	0	0	0	1	1	82	272	72	136	480	- 18
Kevin J. Kelley	450	56	39	95	0	0	0	0	0	0	73	239	83	150	472	- 22
Joy Kennedy	524	56	54	110	0	1	1	0	1	1	102	274	75	183	532	- 8
Ashley Kilbane	450	57	31	88	0	1	1	0	0	0	77	251	84	126	461	- 11
Kira Krivosh	522	64	27	91	0	1	1	0	0	0	89	282	79	163	524	- 2
David T. Matia	432	55	30	85	0	0	0	0	0	0	88	252	83	94	429	+ 3
Carl J. Mazzone	477	59	43	102	0	0	0	0	1	1	99	288	76	116	480	- 3
Timothy McCormick	450	61	41	102	0	0	0	0	1	1	111	291	55	95	441	+ 9
Sherrie Miday	450	60	35	95	0	0	0	0	0	0	81	269	69	126	464	- 14
Brian Mooney	557	61	32	93	0	0	0	0	1	1	117	317	82	134	533	+ 24
Lauren C. Moore	588	58	33	91	0	2	2	0	0	0	84	327	73	195	595	- 7
Mollie Ann Murphy	596	56	34	90	0	1	1	0	0	0	118	349	88	131	568	+ 28
Antonio S. Nicholson	583	58	26	84	0	0	0	1	0	1	68	385	83	131	599	- 16
Jennifer O'Donnell	473	57	40	97	0	0	0	0	0	0	62	271	74	163	508	- 35
John P. O'Donnell	416	58	34	92	2	2	4	0	0	0	80	266	56	106	428	- 12
John J. Russo	411	63	40	103	0	0	0	0	4	4	92	239	66	117	422	- 11
Nancy Margaret Russo	228	70	26	96	0	0	0	0	0	0	90	137	41	56	234	- 6
Jeffrey P. Saffold	405	61	40	101	0	0	0	0	1	1	92	264	58	92	414	- 9
Andrew J. Santoli	463	56	39	95	0	0	0	0	0	0	99	291	80	88	459	+ 4
Michael P. Shaughnessy	400	63	35	98	0	0	0	0	0	0	69	255	62	112	429	- 29
Brendan J. Sheehan	179	28	3	31	0	0	0	0	0	0	37	109	38	26	173	+ 6
John J. Spellacy	457	57	29	86	0	0	0	0	0	0	85	273	66	119	458	- 1
Joan Synenberg	417	59	47	106	0	0	0	0	0	0	92	264	61	106	431	- 14
Deborah M. Turner	484	59	33	92	0	0	0	0	0	0	112	261	80	123	464	+ 20
William F.B. Vodrey	481	59	36	95	0	4	4	0	0	0	90	223	91	172	486	- 5
TOTALS	15365	1980	1198	3178	2	16	18	2	12	14	3009	9082	2378	4074	15534	- 169

Year to Date Summary

SUMMARY FOR THE COURT

January - August 2025

NAME	PEND	ASSIGNED			TRIALS						DISP	PENDING				+ -
		CV	CR	TOT	JURY			COURT				CV	FR	CR	TOT	
Richard A. Bell	339	483	240	723	1	3	4	0	0	0	685	208	66	103	377	- 38
Maureen Clancy	390	474	256	730	0	4	4	0	2	2	716	227	63	114	404	- 14
Cassandra Collier-Willia	469	476	266	742	1	1	2	2	3	5	688	331	65	127	523	- 54
Peter J. Corrigan	519	450	233	683	0	3	3	1	0	1	656	344	43	159	546	- 27
Nancy A. Fuerst	394	459	202	661	0	3	3	2	2	4	649	246	84	76	406	- 12
Steven E. Gall	498	460	317	777	0	6	6	0	0	0	756	305	76	138	519	- 21
Hollie L. Gallagher	401	471	234	705	3	5	8	6	0	6	690	267	54	95	416	- 15
Kelly A. Gallagher	439	458	214	672	2	2	4	3	1	4	682	264	72	93	429	+ 10
Shannon M. Gallagher	431	469	231	700	0	5	5	2	1	3	701	241	80	109	430	+ 1
Emily Hagan	476	466	270	736	0	2	2	1	3	4	732	272	72	136	480	- 4
Kevin J. Kelley	511	468	240	708	2	0	2	2	3	5	747	239	83	150	472	+ 39
Joy Kennedy	552	464	269	733	0	4	4	2	2	4	753	274	75	183	532	+ 20
Ashley Kilbane	522	455	264	719	2	4	6	0	2	2	780	251	84	126	461	+ 61
Kira Krivosh	493	486	239	725	0	3	3	2	3	5	694	282	79	163	524	- 31
David T. Matia	462	455	205	660	0	1	1	0	0	0	693	252	83	94	429	+ 33
Carl J. Mazzone	556	460	273	733	2	5	7	0	1	1	809	288	76	116	480	+ 76
Timothy McCormick	401	460	248	708	0	0	0	0	1	1	668	291	55	95	441	- 40
Sherrie Miday	479	473	246	719	0	9	9	0	2	2	734	269	69	126	464	+ 15
Brian Mooney	484	477	232	709	0	3	3	1	1	2	660	317	82	134	533	- 49
Lauren C. Moore	586	459	261	720	0	5	5	2	0	2	711	327	73	195	595	- 9
Mollie Ann Murphy	543	467	278	745	2	7	9	3	0	3	720	349	88	131	568	- 25
Antonio S. Nicholson	454	455	211	666	0	4	4	4	1	5	521	385	83	131	599	- 145
Jennifer O'Donnell	488	484	303	787	0	2	2	1	2	3	767	271	74	163	508	- 20
John P. O'Donnell	405	456	265	721	3	7	10	2	0	2	698	266	56	106	428	- 23
John J. Russo	405	475	230	705	0	0	0	1	6	7	688	239	66	117	422	- 17
Nancy Margaret Russo	253	489	231	720	0	0	0	1	0	1	739	137	41	56	234	+ 19
Jeffrey P. Saffold	416	483	247	730	0	3	3	0	2	2	732	264	58	92	414	+ 2
Andrew J. Santoli	456	461	247	708	0	1	1	0	2	2	705	291	80	88	459	- 3
Michael P. Shaughnessy	432	464	250	714	0	2	2	0	0	0	717	255	62	112	429	+ 3
Brendan J. Sheehan	188	228	71	299	0	1	1	2	0	2	314	109	38	26	173	+ 15
John J. Spellacy	406	464	231	695	0	4	4	0	0	0	643	273	66	119	458	- 52
Joan Synenberg	440	474	237	711	0	4	4	0	0	0	720	264	61	106	431	+ 9
Deborah M. Turner	489	470	234	704	0	1	1	1	1	2	729	261	80	123	464	+ 25
William F.B. Vodrey	484	468	251	719	1	10	11	2	2	4	717	223	91	172	486	- 2
TOTALS	15261	15661	8226	23887	19	114	133	43	43	86	23614	9082	2378	4074	15534	- 273

Corrections/Adjustments