



***Statistics Report
June 2025***

***Brendan J. Sheehan
Administrative and Presiding Judge***

TABLE OF CONTENTS

Criminal Statistics

Newly Filed, Re-Activated and Transferred in Cases _____	4
Yearly Criminal Terminations _____	5
Pending Criminal Cases End of Period _____	6
Clearance Rate _____	7
Arrest to Disposition Timeline _____	8
Average Arrest to Disposition Timeline (Jail Cases) _____	9
Average Arrest to Disposition Timeline (Non-Jail Cases) _____	10
Average Arrest to Disposition Timeline (Jail and Non-Jail Cases) _____	11
Yearly Average Arrest to Disposition Timeline _____	12
Indictments and Informations Filed With the Clerk of Courts _____	13
Bail Case Arraignment Activity _____	14
Overall Arraignment Statistics _____	15

Foreclosure Statistics

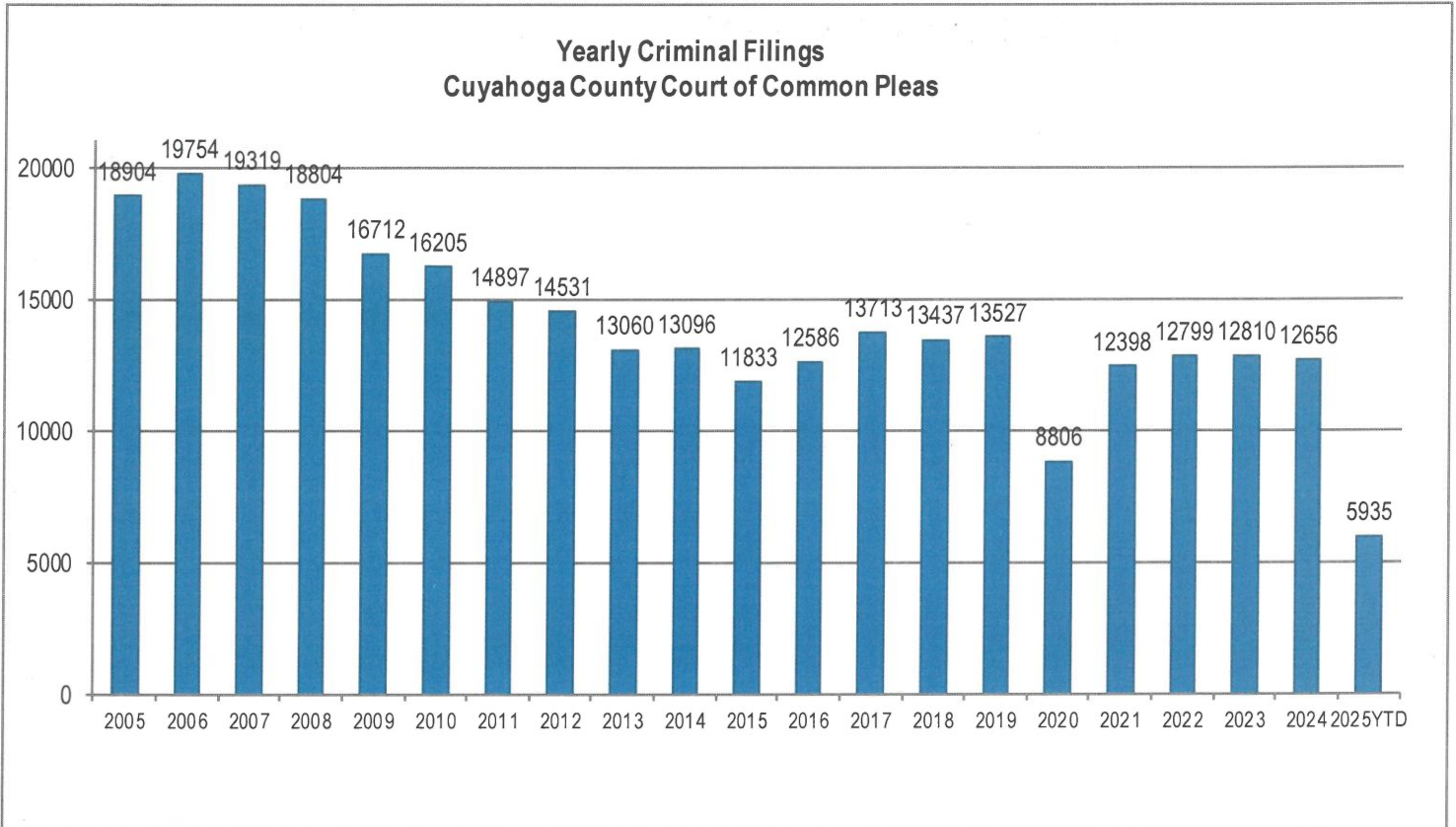
Total Pending Judicial Foreclosure Cases Referred to Magistrates _____	17
Total Pending Tax Lien & Certificate Cases Referred to Magistrates _____	18
Percentage of Pending Judicial Foreclosure Cases By Filing Year _____	19
Judicial Foreclosure Clearance Rate Year 2024 _____	20
Avg. Number of Days to Disp. (Excl. Bank. Stays & Tax Lien & Tax Cert.) _____	21
Avg. Number of Days to Disp. (Excl. Bank. Stays & Incl. Tax Lien & Tax Cert.) _____	22
Total New Judicial Foreclosure Filings _____	23
New Marsh of Lien/Quiet Title/Partition Case Filings for Years 2011 – 2024 YTD _____	23
New Marsh of Lien/Quiet Title/Partition Case Filings by month for 2024 YTD _____	24
New Tax Lien & Certificate Filings for Years 2011 – 2024 YTD _____	25
New Tax Lien & Certificate Filings by Month for Year 2024 YTD _____	25
Total New Judicial Foreclosure Filings Years 2011 – 2024 YTD _____	26
Total New Judicial Foreclosure Filings by Month for Year 2024 YTD _____	26
Magistrate's Monthly Reports _____	27
Report CMSR1062 - Judicial Foreclosure Statistics by Judge _____	35
Monthly Summary _____	41
Year to Date Summary _____	43
Corrections/Adjustments _____	45

Criminal Case Statistics

CUYAHOGA COUNTY COMMON PLEAS COURT

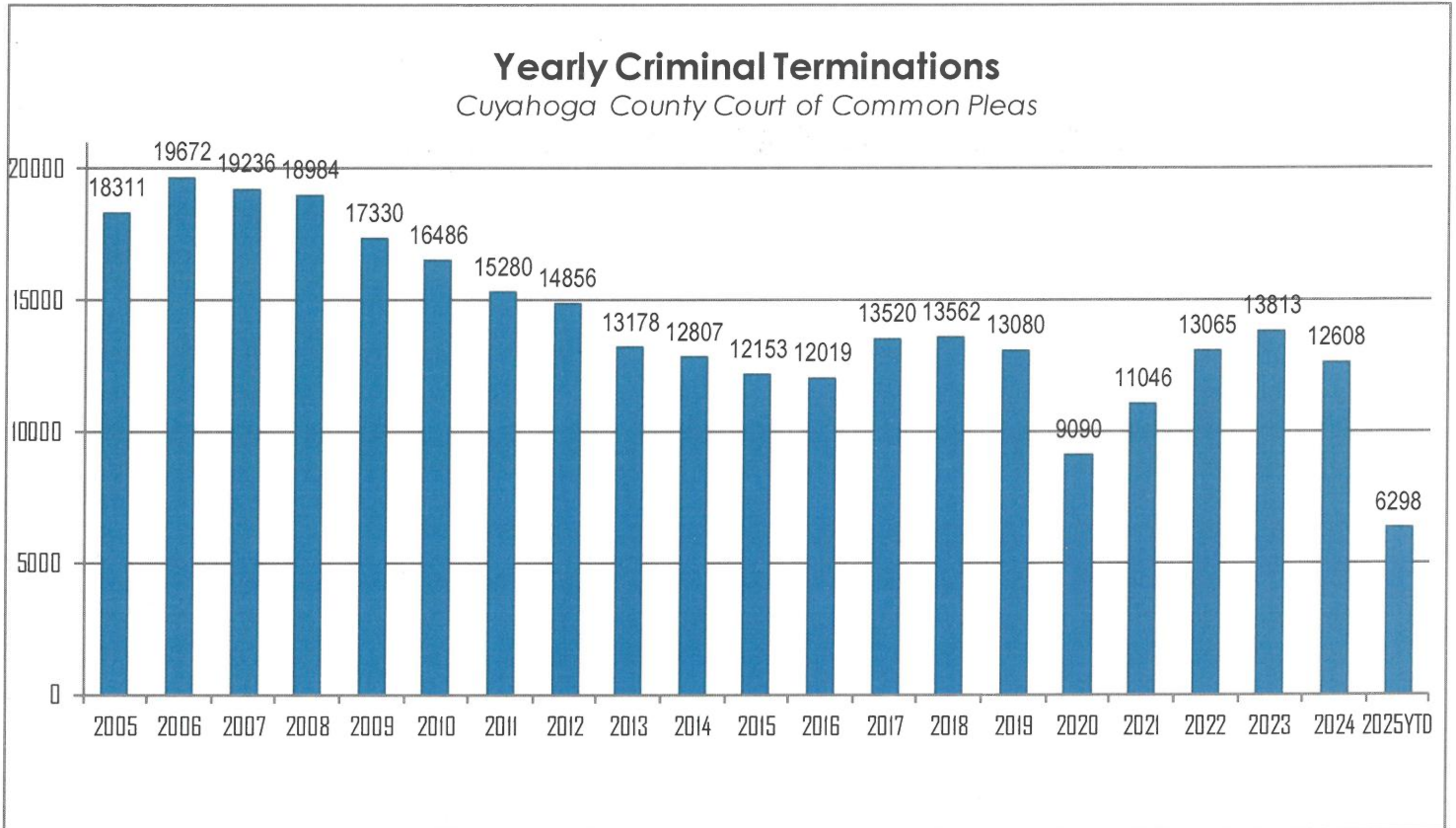
Newly Filed, Re-Activated and Transferred in Cases

The following chart is a representation of all filed cases in Cuyahoga County Court of Common Pleas from 2005 – June 2025. Newly filed cases are defined as having been arraigned and assigned to a Judge. Re-activated cases are defined as cases where a defendant was unavailable for trial and has now become ready to proceed. Transferred cases are defined as cases moved from one judge's docket to another. This could be due to re-assignment to a Mental Health Judge or after additional information indicates that by Court rule, the case should have been assigned to another Judge.



Yearly Criminal Terminations

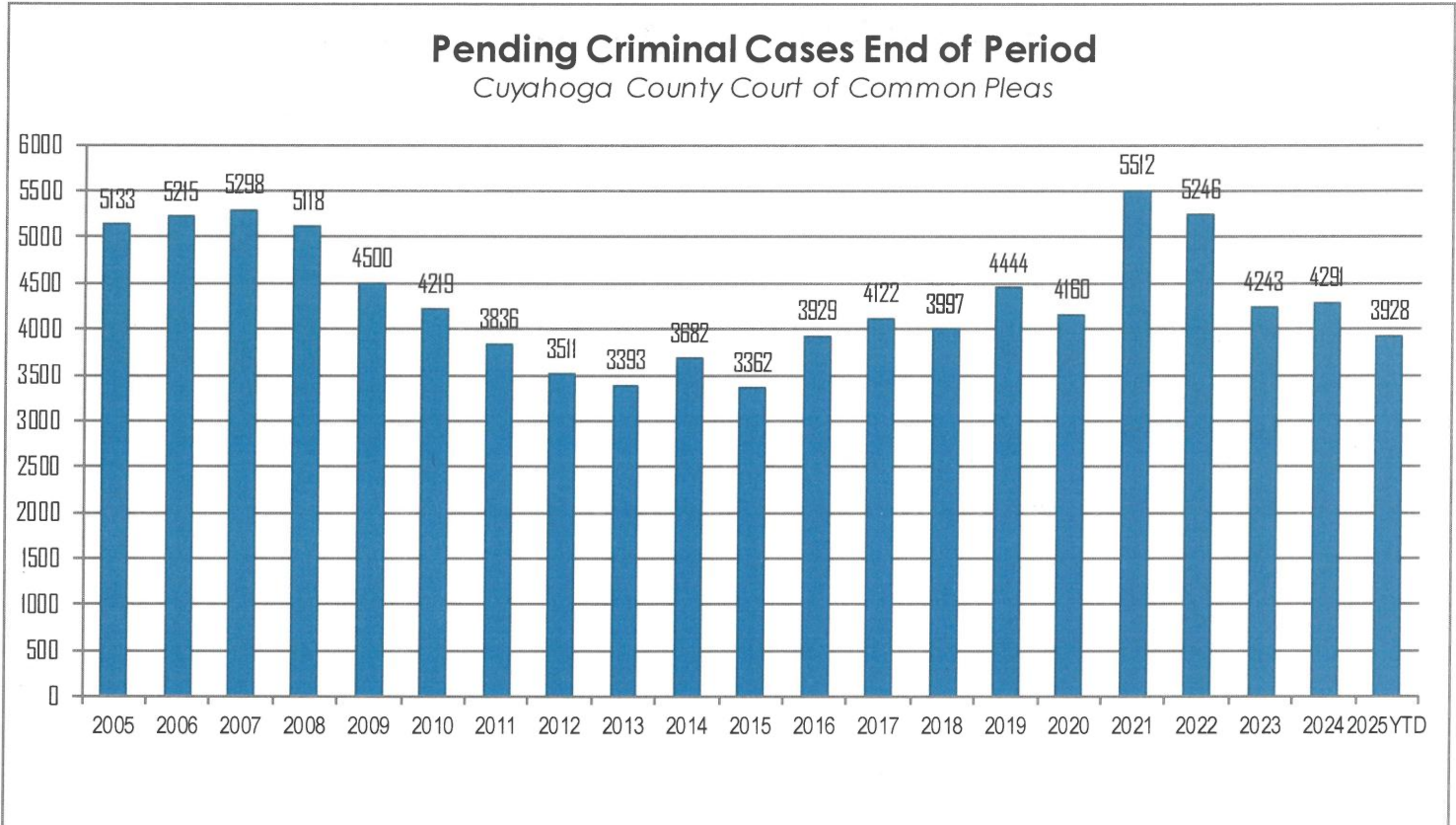
The following chart represents cases that have been terminated by the court from 2005 – June 2025. These cases have been terminated either by trial; plea, dismissal or a defendant is unavailable for trial or sentencing.



CUYAHOGA COUNTY COMMON PLEAS COURT

Pending Criminal Cases End of Period

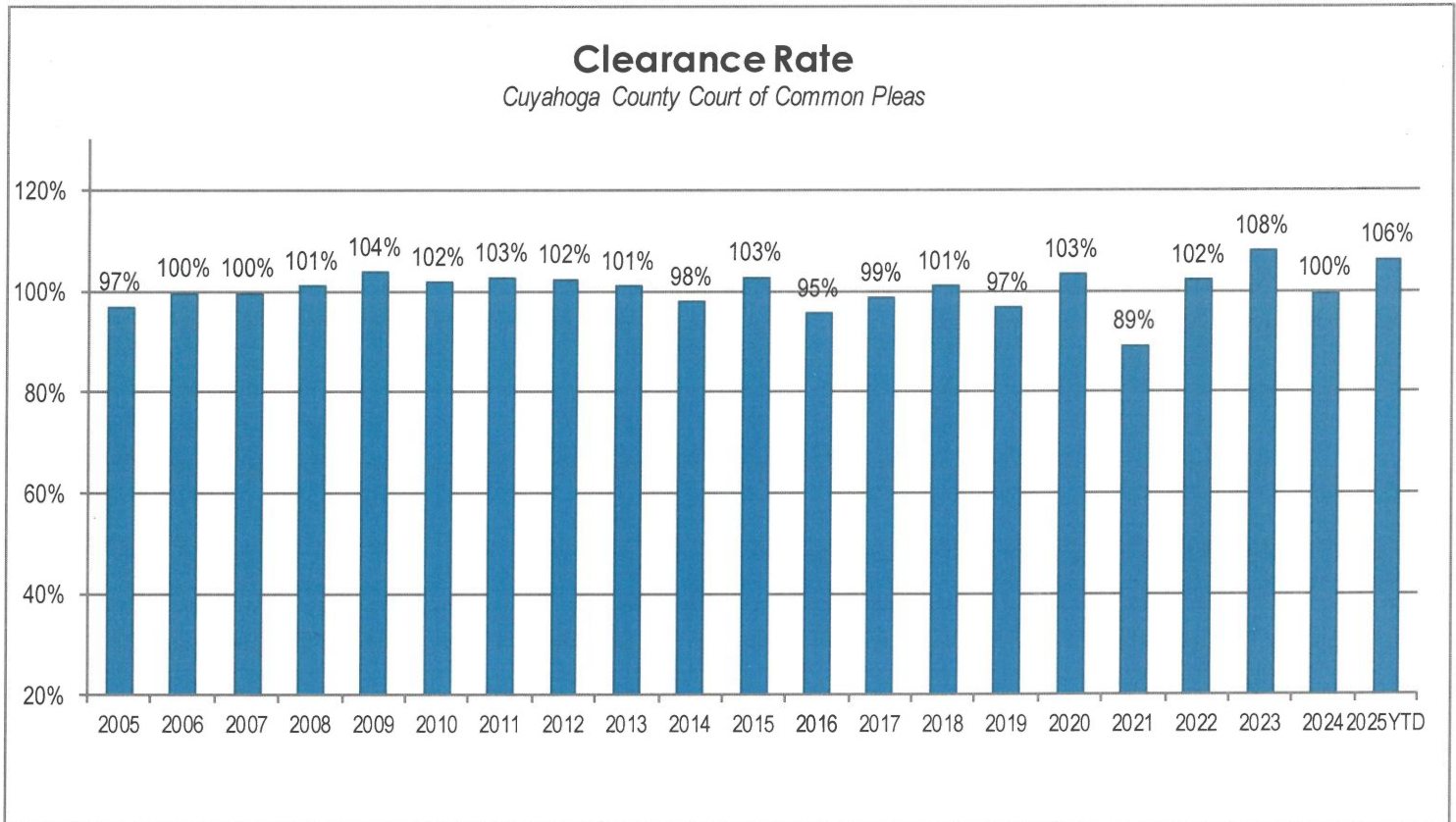
The following chart represents the total number of cases pending at the end of the reporting period from 2005 – June 2025. Pending criminal cases at the end of the period is determined by adding the total number of pending cases at the beginning of the reporting period, and all newly filed, re-activated and transferred in cases. The total number of cases terminated in the period is subtracted from the sum total pending at the beginning of the period to give the value pending at the end of the period.



CUYAHOGA COUNTY COMMON PLEAS COURT

Clearance Rate

The Clearance Rate is the total number of outgoing cases as a percentage of the number of incoming cases. Clearance rate measures whether the court is keeping up with its incoming caseload. If cases are not disposed in a timely manner, a backlog of cases awaiting disposition will grow. A Clearance Rate of 100% indicates that at least as many cases have been filed, reopened, or reactivated in a period have been disposed.



Arrest to Disposition Timeline

Arrest to disposition timeline is a method to measure how felony cases flow through the Cuyahoga County Criminal Justice System. By capturing how long a case takes to move from stage to stage, we can examine where problems may exist and where potential improvements in case processing can be made.

The source data was extracted from the Cuyahoga County Court of Common Pleas Case Management System. The overall population of sample data was based on cases terminated in a given month excluding cases that have gone through diversion programs. A case is defined as a defendant and all charges involved in a single incident. The period for the extracted data is from June 2025.

The stages examined were:

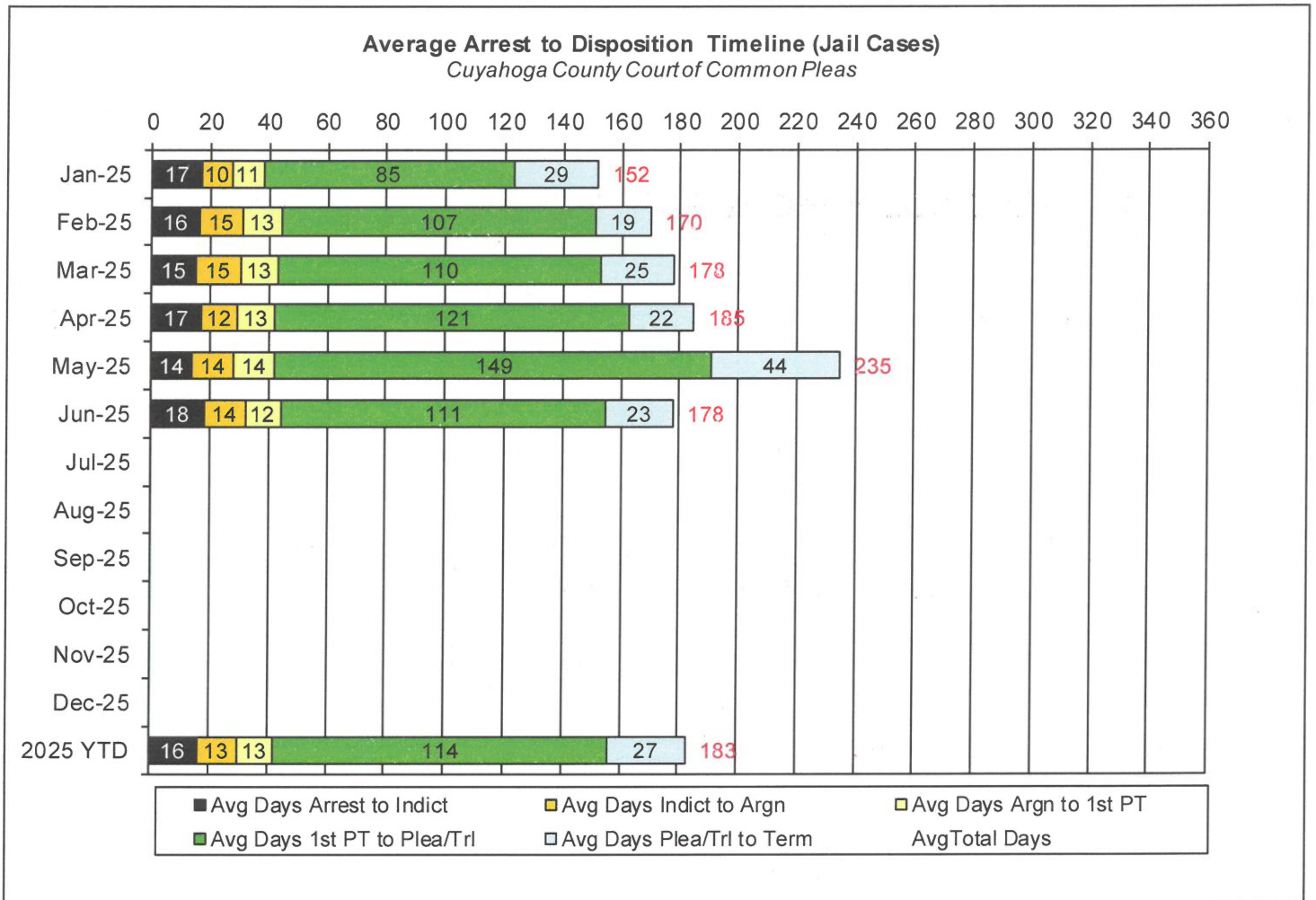
Arrest to Indictment
Indictment to Arraignment
Arraignment to 1st Pre-Trial
1st Pre-Trial to Plea/Trial
Plea/Trial to Termination

Due to the fact that each case may or may not have all of the stage date elements, a method to arrive at stage averages was applied. For a case to be included in the average for a stage there would need to be both dates for the given stage. A case would be included in the Arrest to Indictment stage if both arrest date and indictment date were available. This method was applied to each of the five stages. Next we calculated the total number of cases that met the date criteria for each of the ranges and also the total number of days between each date. To arrive at an average, the total number of days for each case in each range was calculated and divided by the total number of cases that met the date criteria. If a case had a time period or periods where the defendant was capiased or referred to the Psych Clinic, that amount of time was subtracted from the appropriate range. For re-indicted cases, the original arrest date is used.

The following three charts are for Jail, Non-Jail and combined Jail and Non-Jail cases. Jail and Non-Jail cases are defined by the posting of bond prior to plea or trial.

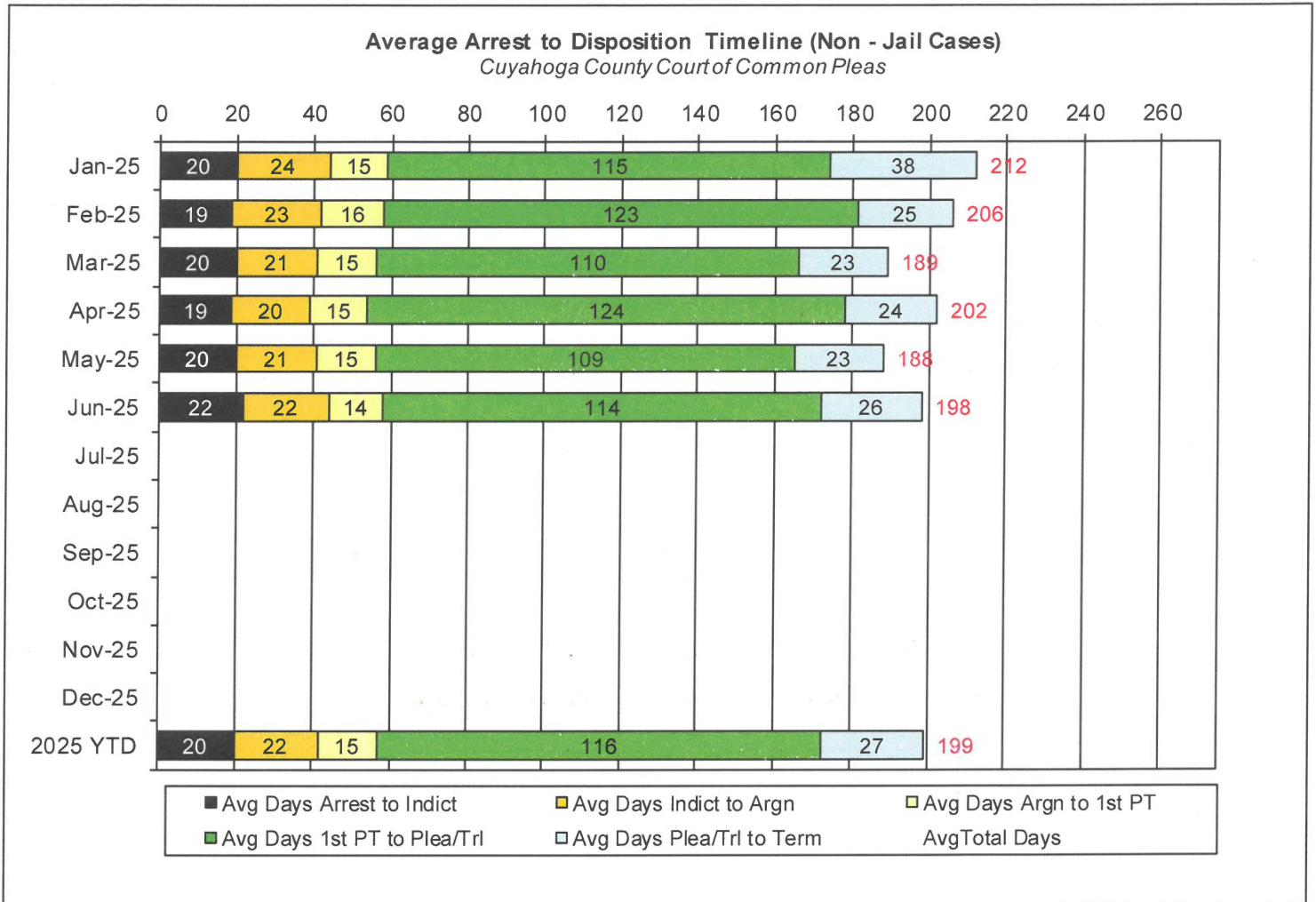
CUYAHOGA COUNTY COMMON PLEAS COURT

Average Arrest to Disposition Timeline (Jail Cases)



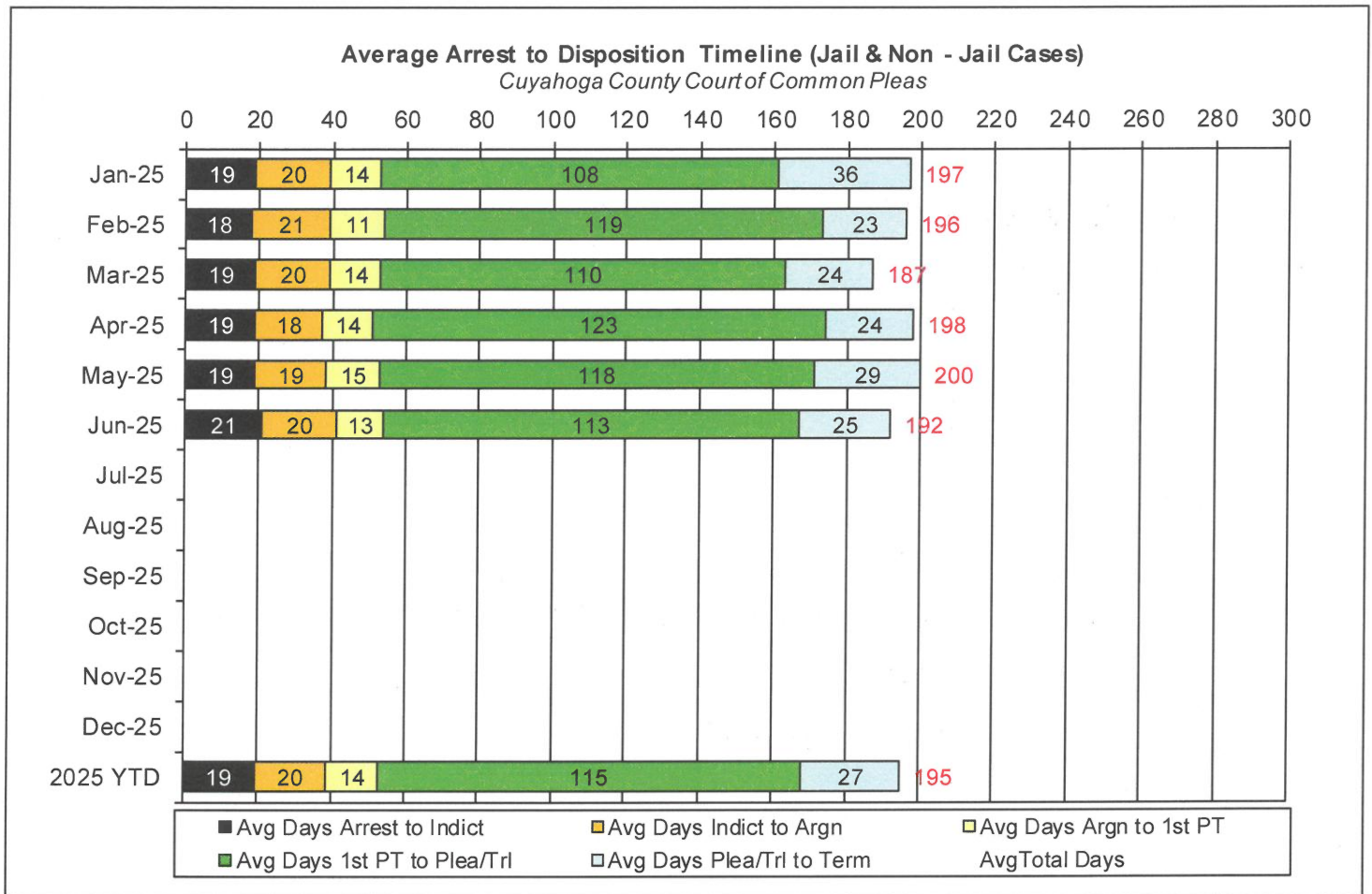
CUYAHOGA COUNTY COMMON PLEAS COURT

Average Arrest to Disposition Timeline (Non-Jail Cases)



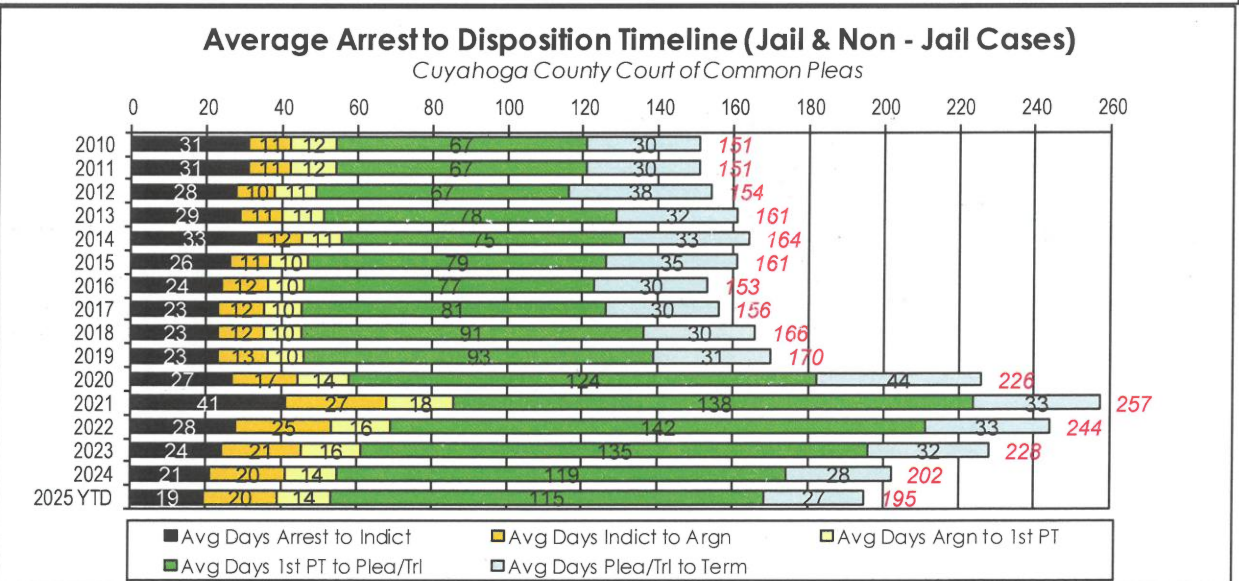
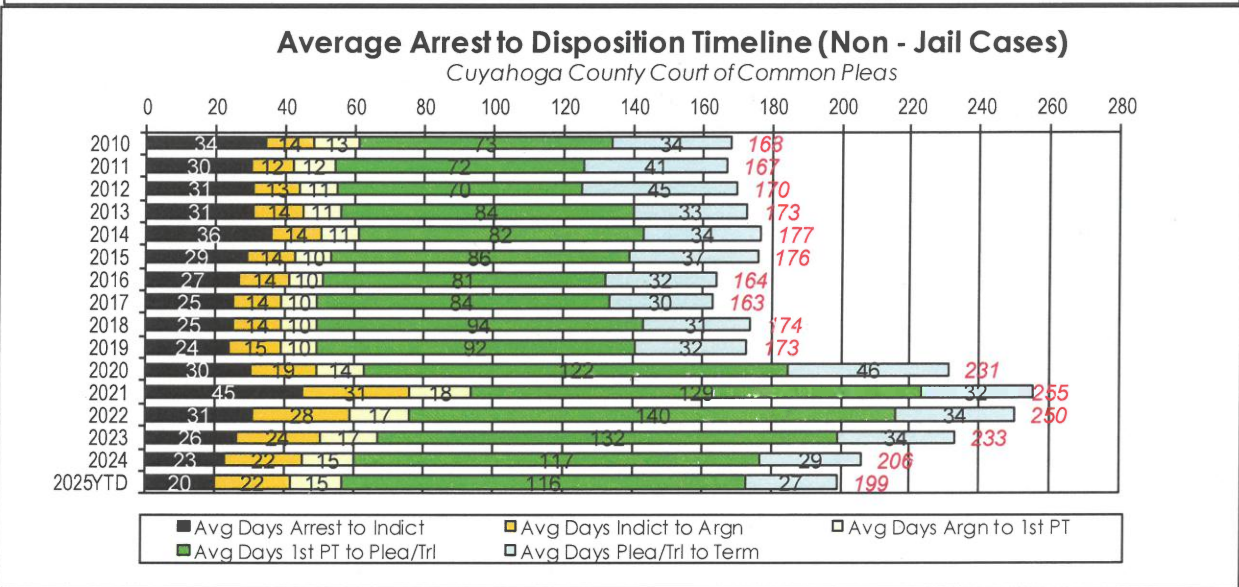
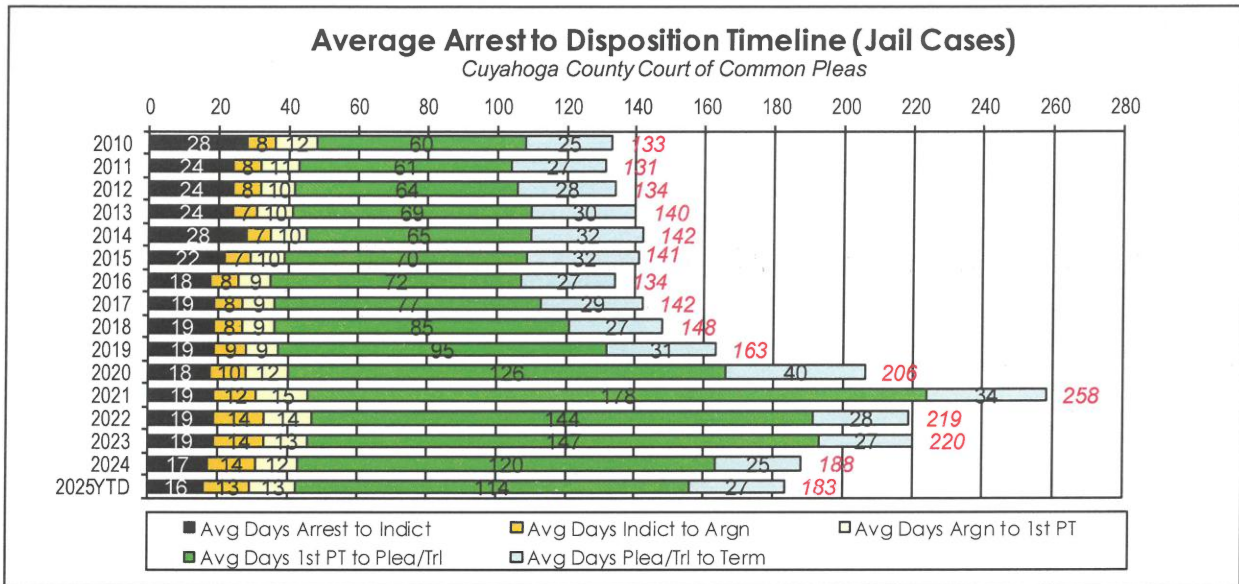
CUYAHOGA COUNTY COMMON PLEAS COURT

Average Arrest to Disposition Timeline (Jail and Non-Jail Cases)



CUYAHOGA COUNTY COMMON PLEAS COURT

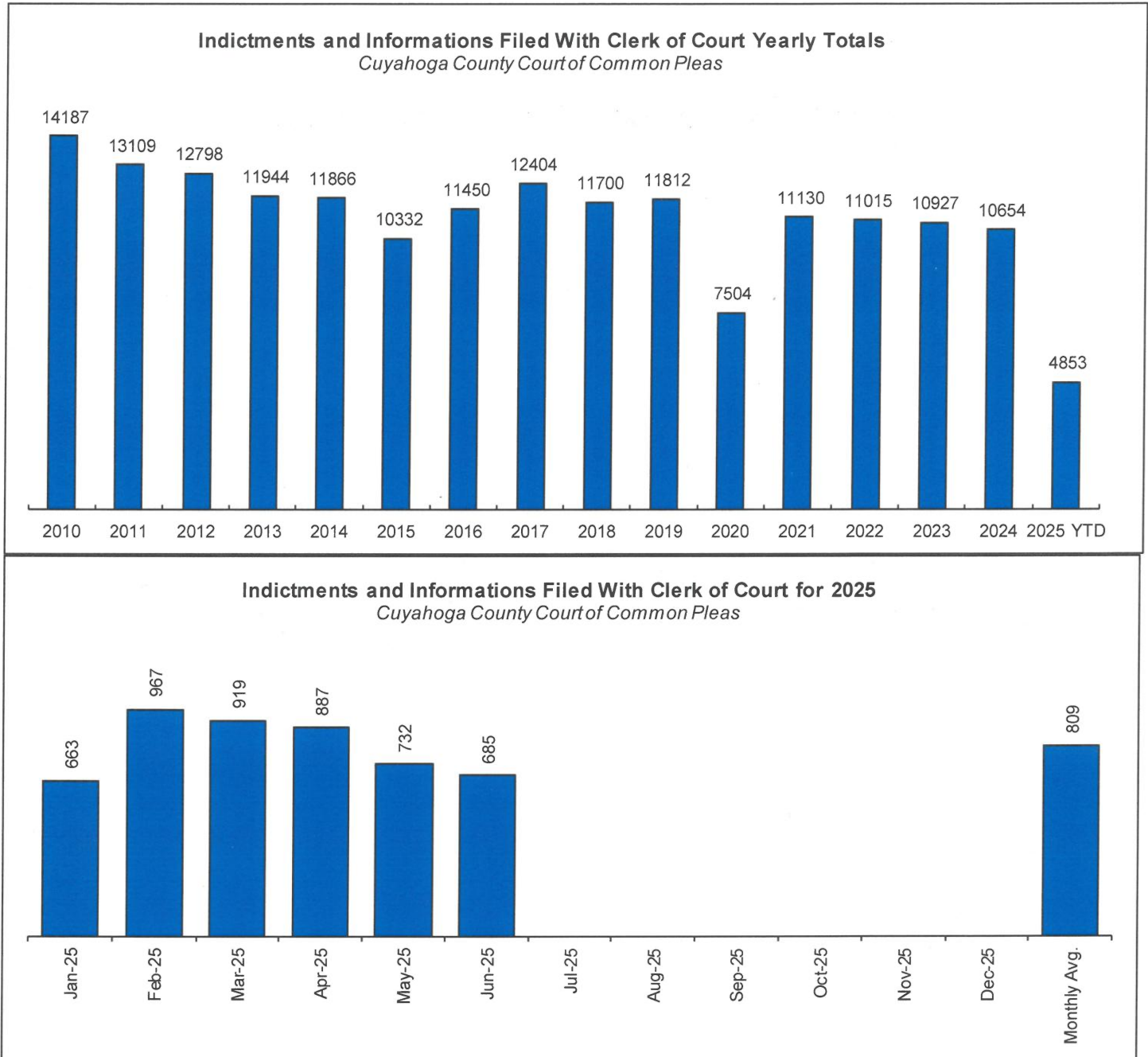
Yearly Average Arrest to Disposition Timeline



CUYAHOGA COUNTY COMMON PLEAS COURT

Indictments and Informations Filed With the Clerk of Courts

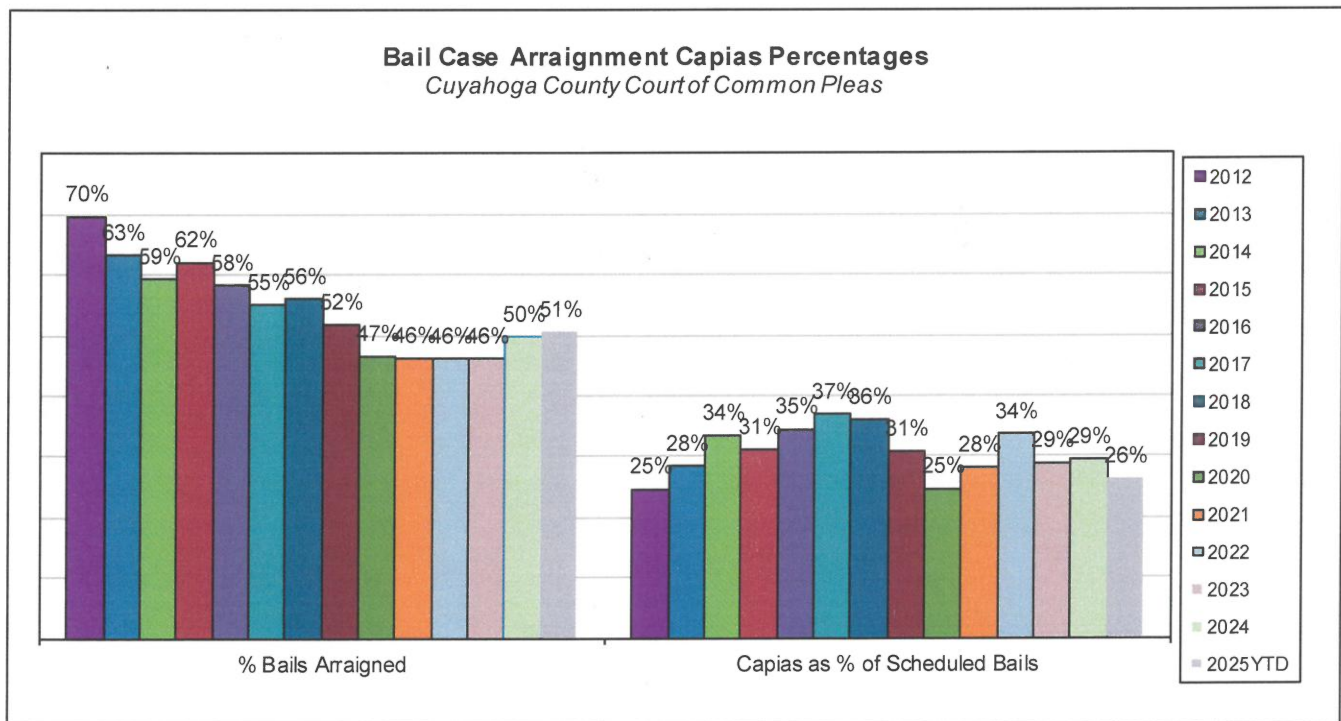
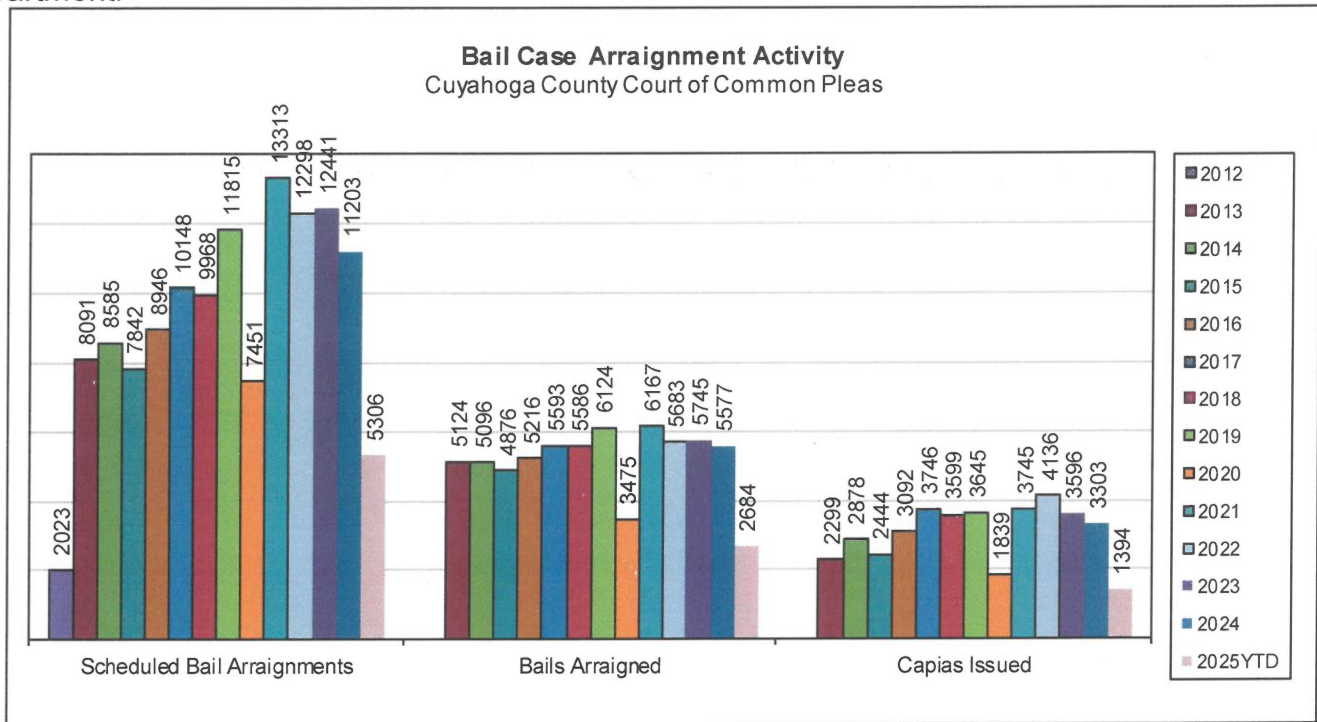
The following charts are reflective of Indictments and Informations filed with the Criminal Clerk of Courts from 2010. The source for this information was the Criminal Clerk's Office.



CUYAHOGA COUNTY COMMON PLEAS COURT

Bail Case Arraignment Activity

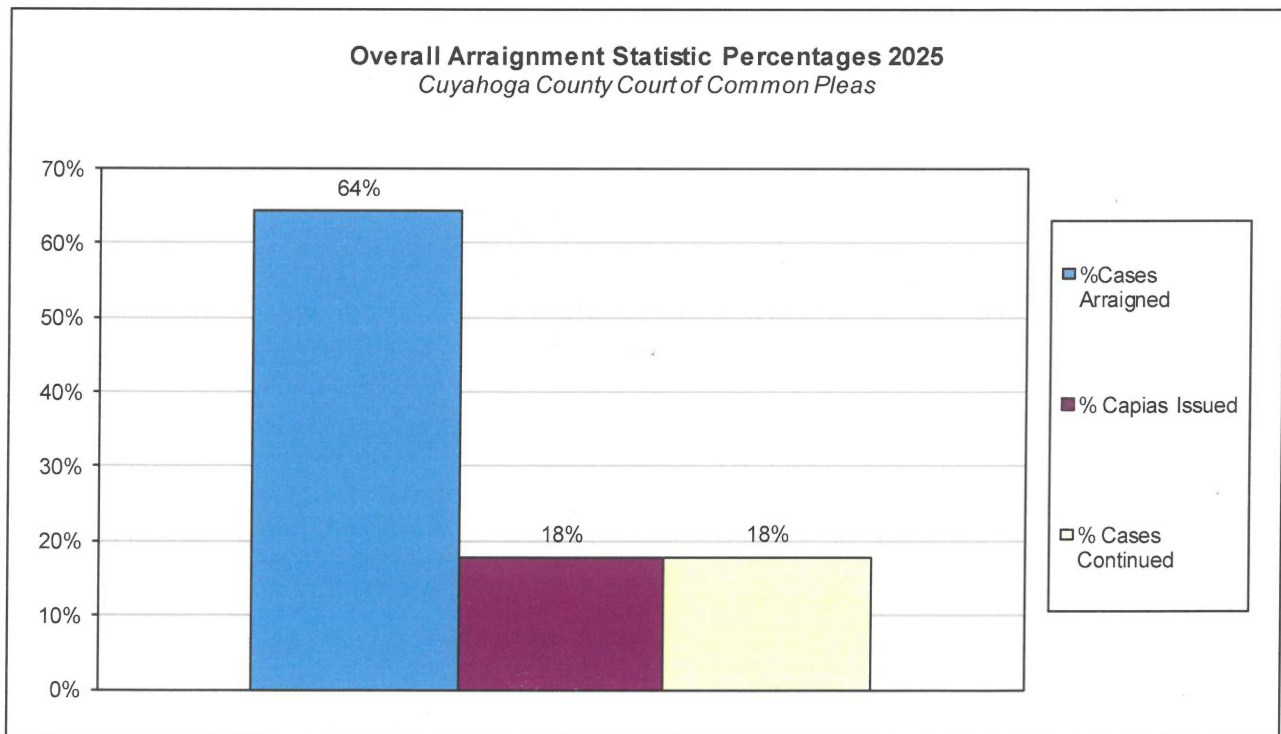
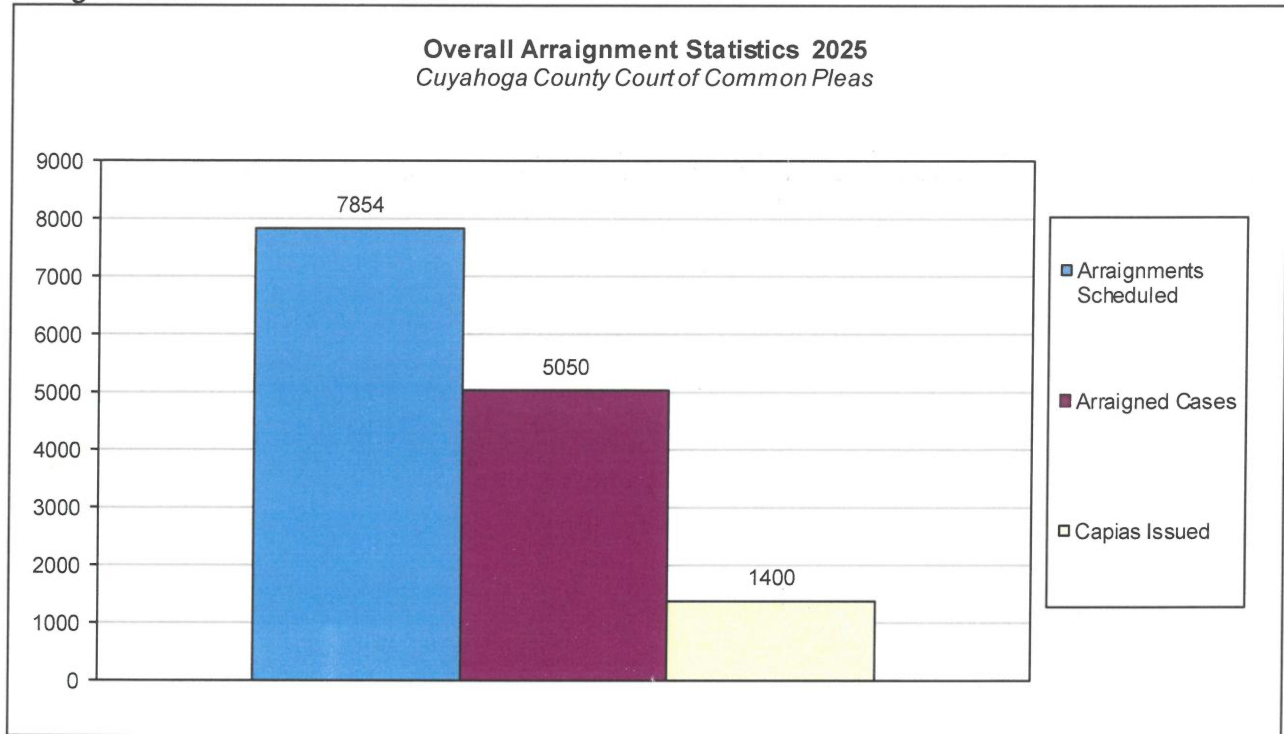
The following charts are reflective of arraignment activity where the defendant was not incarcerated at the time of arraignment. The source for this information was the Criminal Records Department.



CUYAHOGA COUNTY COMMON PLEAS COURT

Overall Arraignment Statistics

The arraignment statistics were provided by the Criminal Records Department. They are provided to give a representation of arraignment activity in the Court in 2025. These statistics include jail and non – jail arraignments.



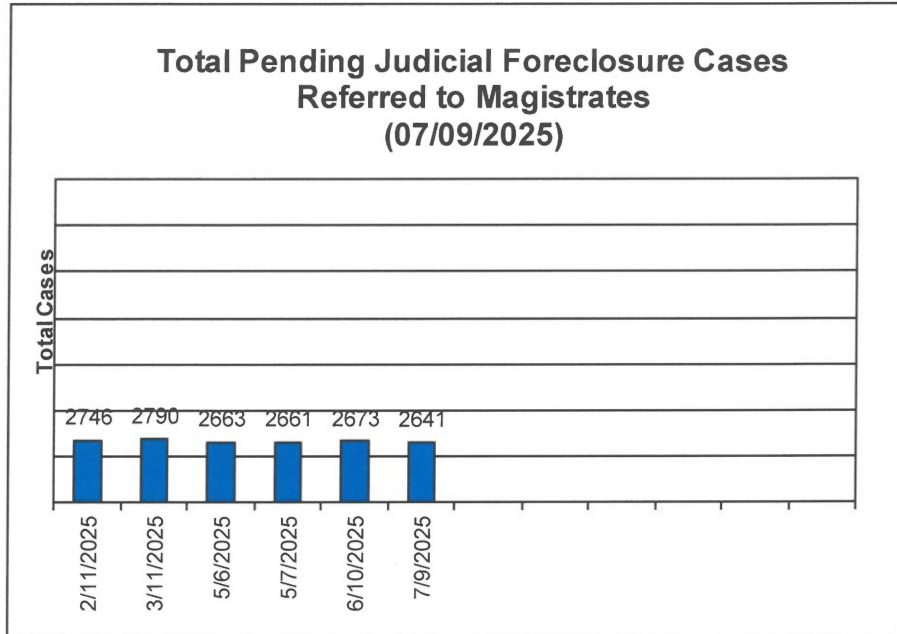
Judicial Foreclosure Statistics¹

¹ For clarification purposes, Foreclosure cases in this report are identified as Judicial Foreclosure filings (filing codes 1460 (Foreclosure Marsh. Of Lien), 1465(Tax Lien), 1466 (Tax Certificate), 1470 (Quiet Title), and 1480 (Partition)). These cases are different from Board of Revision Foreclosures, which are not reported here.

CUYAHOGA COUNTY COMMON PLEAS COURT

Total Pending Judicial Foreclosure Cases Referred to Magistrates

The following chart is a display of the total number of pending Judicial Foreclosure cases referred to the Magistrates on specific dates. The table below shows the number of these cases pending from each year since 2012.




	As of:	2/11/2025	3/11/2025	5/6/2025	5/7/2025	6/10/2025	7/9/2025						
Year													
2015		1	1	0	0	0	0						
2016		0	0	0	0	0	0						
2017		1	2	1	1	0	0						
2018		4	4	6	6	5	4						
2019		4	5	3	3	5	5						
2020		2	3	0	0	0	0						
2021		6	10	8	8	7	7						
2022		13	13	11	11	7	6						
2023		99	83	49	49	36	31						
2024		2013	1660	941	934	688	515						
2025		603	1009	1644	1649	1925	2073						
Total		2746	2790	2663	2661	2673	2641						

CUYAHOGA COUNTY COMMON PLEAS COURT

Total Pending Tax Lien & Certificate Cases Referred to Magistrates

The following chart is a display of the number of pending tax Judicial Foreclosure cases referred to the Magistrates on specific dates. The table below shows the number of pending tax Judicial Foreclosure cases in each year since 2010.

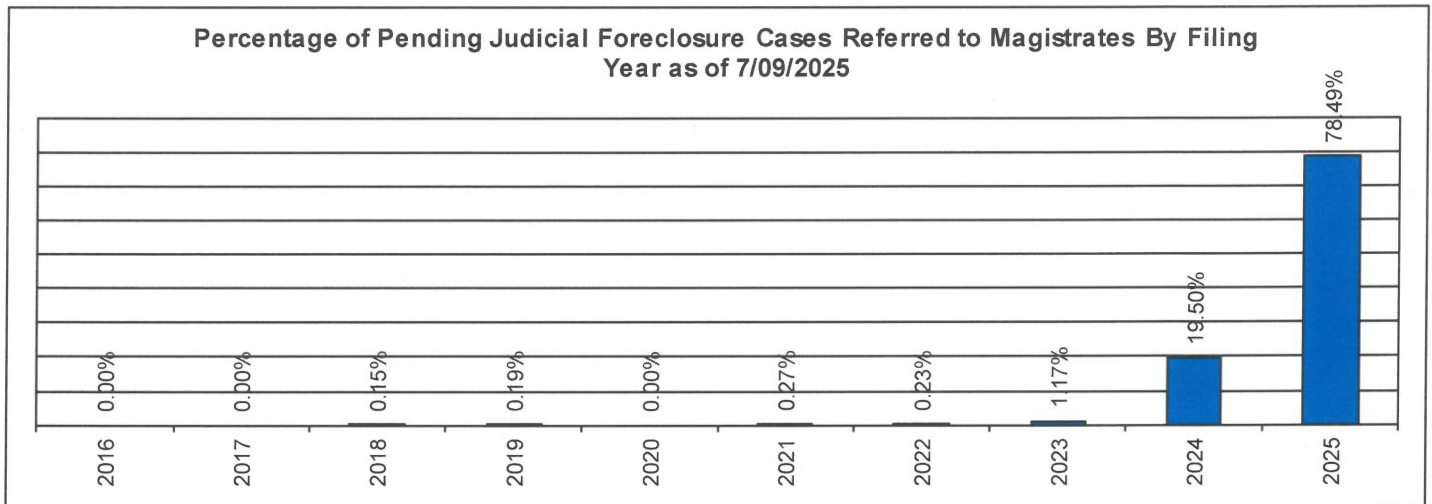


	As of:	2/11/2025	3/11/2025	5/6/2025	5/7/2025	6/10/2025	7/9/2025						
Year													
2010		1	1	1	1	1	1						
2012		1	1	1	1	1	1						
2015		2	2	2	2	2	2						
2016		2	2	2	2	2	2						
2017		1	2	1	1	0	0						
2018		2	2	5	5	4	3						
2019		3	3	2	2	2	1						
2020		1	2	0	0	0	0						
2021		4	7	5	5	5	5						
2022		1	2	2	2	1	1						
2023		18	12	5	5	6	5						
2024		1034	844	443	441	289	195						
2025		285	454	791	792	912	967						
Total		1355	1334	1260	1259	1225	1183						

CUYAHOGA COUNTY COMMON PLEAS COURT

Percentage of Pending Judicial Foreclosure Cases By Filing Year

The following chart is a representation of the total number of pending Judicial Foreclosure cases by filing year expressed as a percentage on a specific date. The table below is the supporting data for this chart.

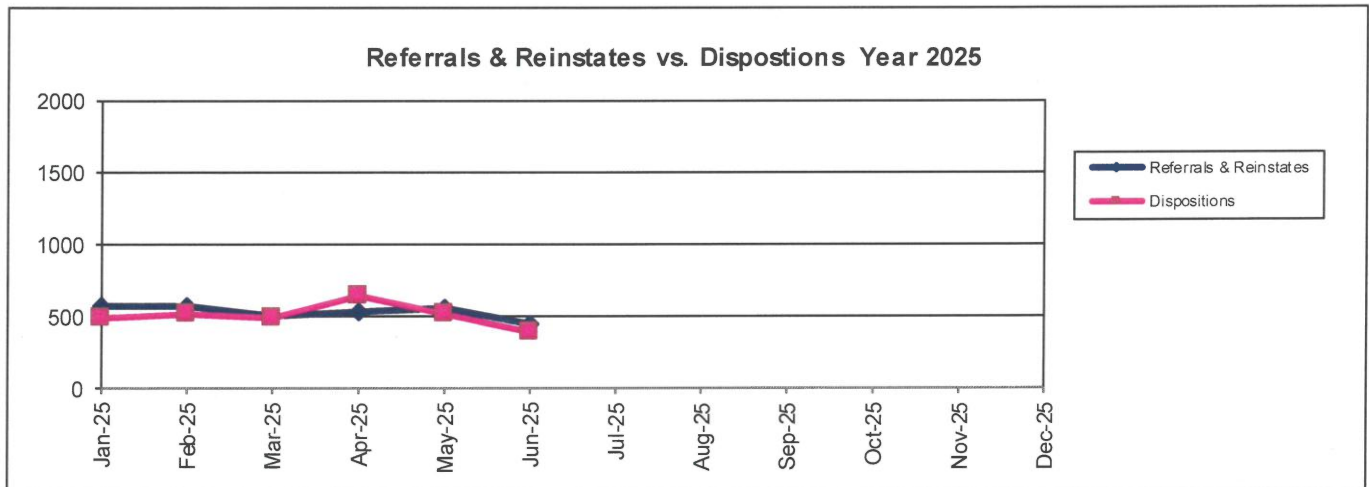
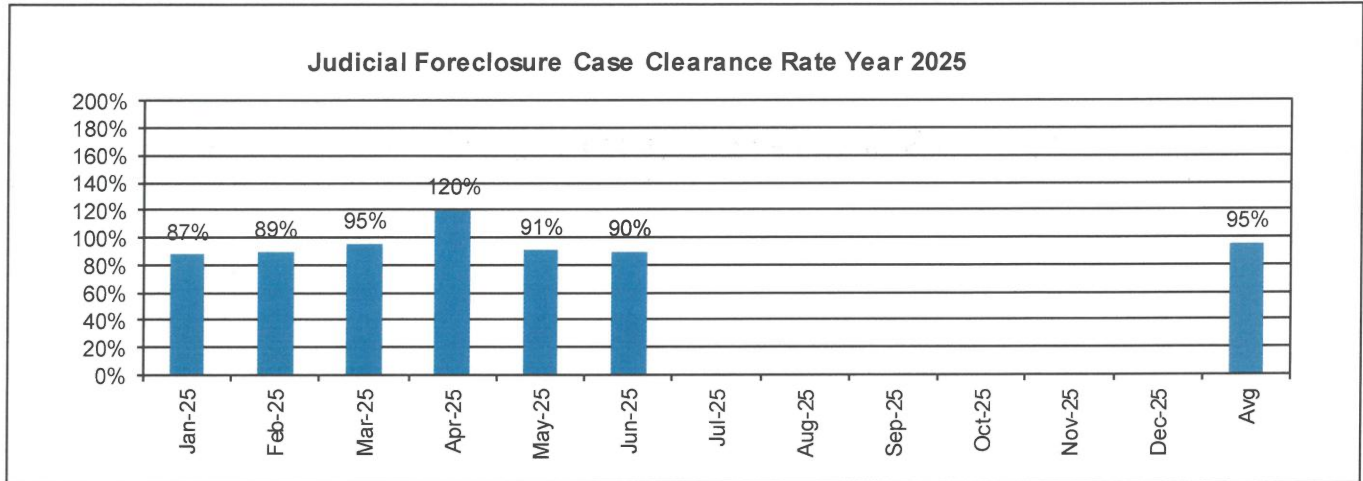


	As of:	7/9/2025	% of Total
Year			
2015		0	0.00%
2016		0	0.00%
2017		0	0.00%
2018		4	0.15%
2019		5	0.19%
2020		0	0.00%
2021		7	0.27%
2022		6	0.23%
2023		31	1.17%
2024		515	19.50%
2025		2073	78.49%
Total		2641	100.00%

CUYAHOGA COUNTY COMMON PLEAS COURT

Judicial Foreclosure Clearance Rate Year 2025

The Clearance Rate is the number of outgoing cases as a percentage of the number of incoming cases. Clearance rate measures whether the court is keeping up with its incoming caseload. If cases are not disposed in a timely manner, a backlog of cases awaiting disposition will grow. A Clearance Rate of 100% indicates that at least as many cases as have been filed, reopened, or reactivated in a period have been disposed.

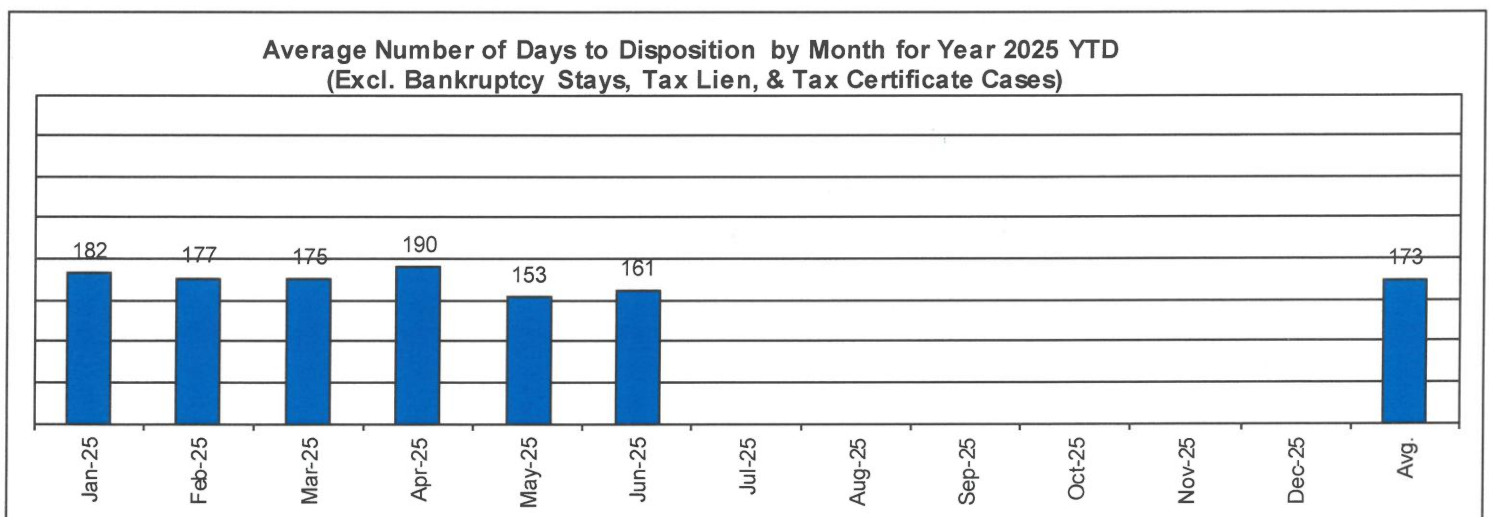
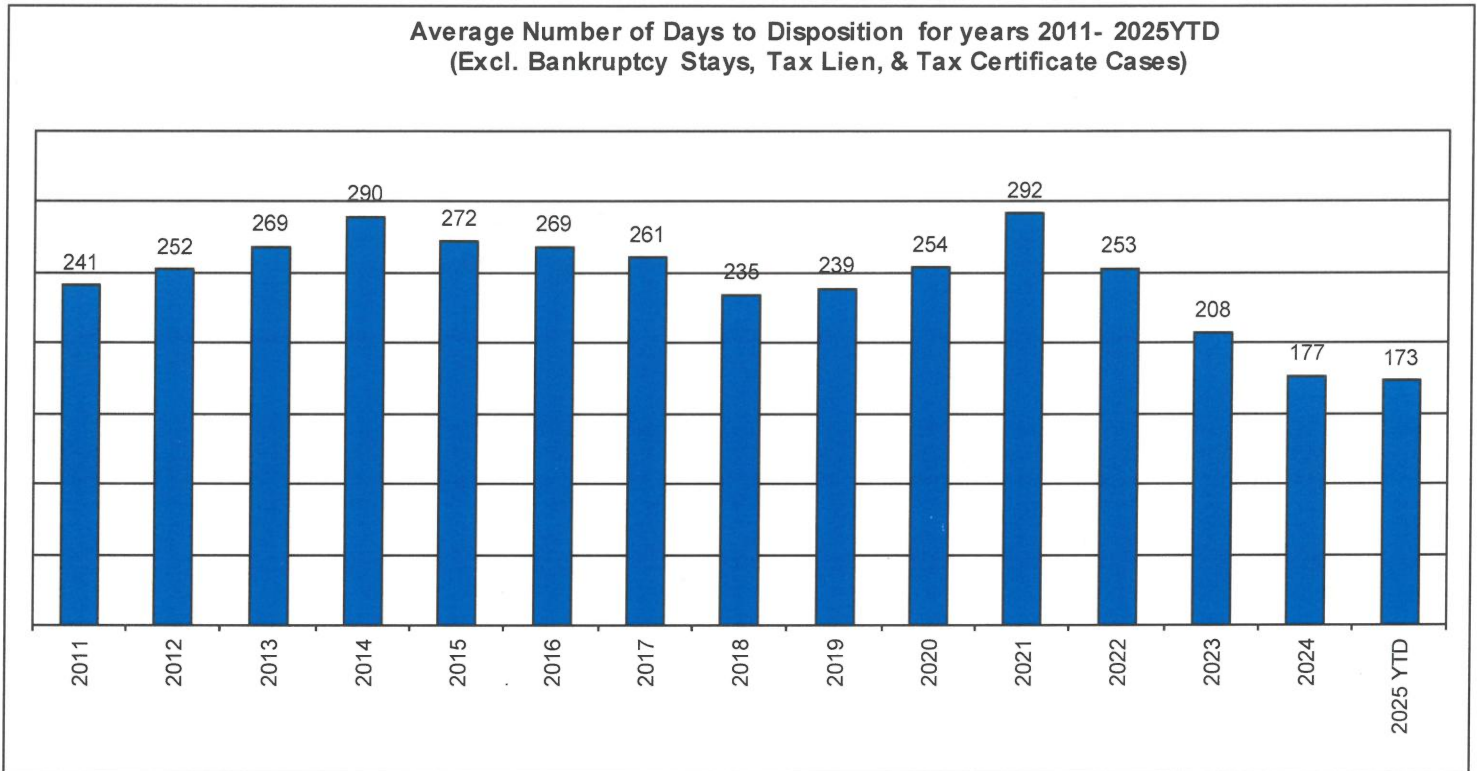


	Referrals & Reinstates	Dispositions	Clearance Rate
Jan-25	564	492	87%
Feb-25	575	513	89%
Mar-25	508	485	95%
Apr-25	531	639	120%
May-25	560	509	91%
Jun-25	443	398	90%
Jul-25			
Aug-25			
Sep-25			
Oct-25			
Nov-25			
Dec-25			
Avg	530	506	95%
Total	3181	3036	

CUYAHOGA COUNTY COMMON PLEAS COURT

Avg. Number of Days to Disp. (Excl. Bank. Stays & Tax Lien & Tax Cert.)

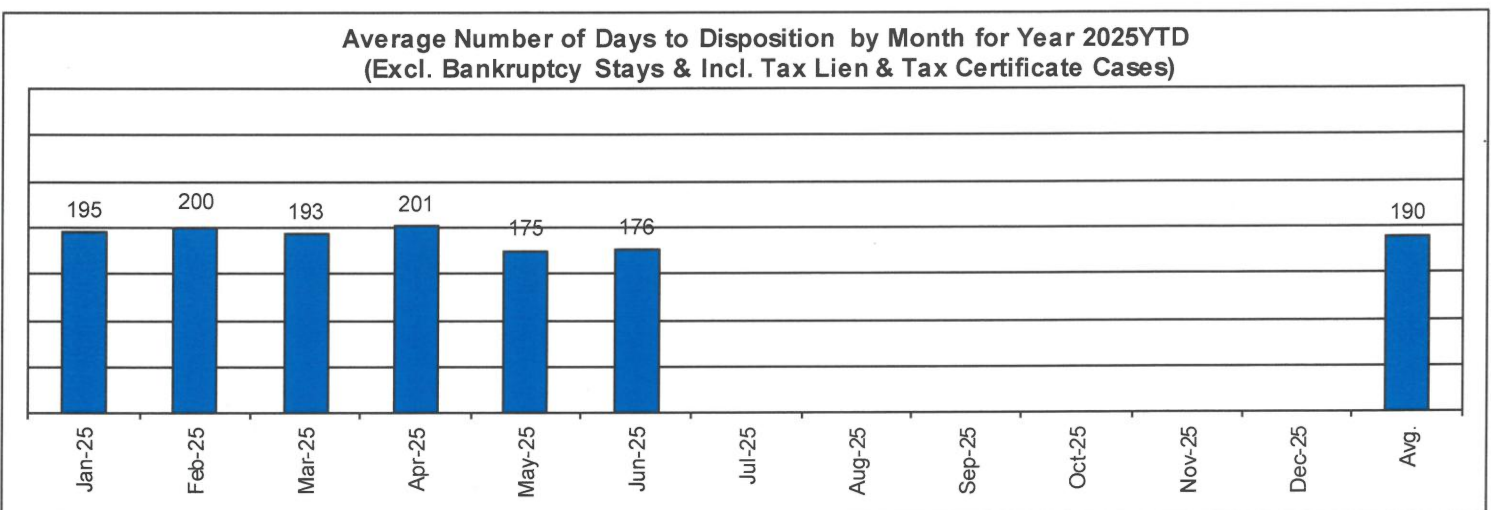
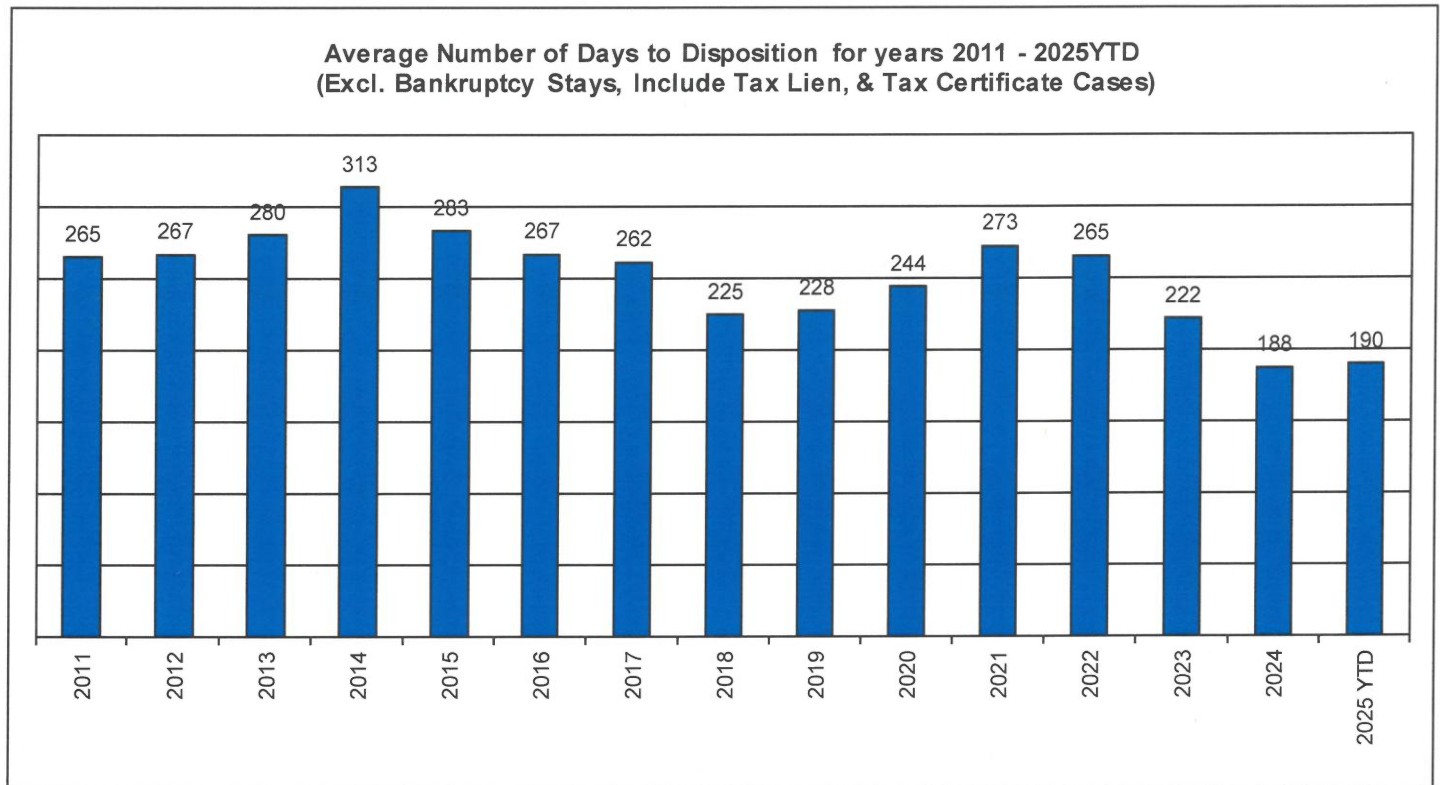
The average number of days to disposition is the number of days from filing to a final disposition entry being filed with the Clerk of Court. The data sample is based on all judicial foreclosure cases terminated by decree or dismissal (cases terminated by bankruptcy are not included) in a month. Each case is examined to determine the number of days between filing and termination with the periods that a case may have been in bankruptcy subtracted. Adding the total days of all of the cases minus bankruptcy periods and dividing by the total number of cases calculates the average. In the following chart, tax judicial foreclosure cases are excluded.



CUYAHOGA COUNTY COMMON PLEAS COURT

Avg. Number of Days to Disp. (Excl. Bank. Stays & Incl. Tax Lien & Tax Cert.)

The average number of days to disposition is the number of days from filing to a final disposition entry being filed with the Clerk of Court. The data sample is based on all Judicial Foreclosure cases terminated by decree or dismissal (cases terminated by bankruptcy are not included) in a month. Each case is examined to determine the number of days between filing and termination with the periods that a case may have been in bankruptcy subtracted. Adding the total days of all of the cases minus bankruptcy periods and dividing by the total number of cases calculates the average. In the following chart, all types of Judicial Foreclosure cases are included.

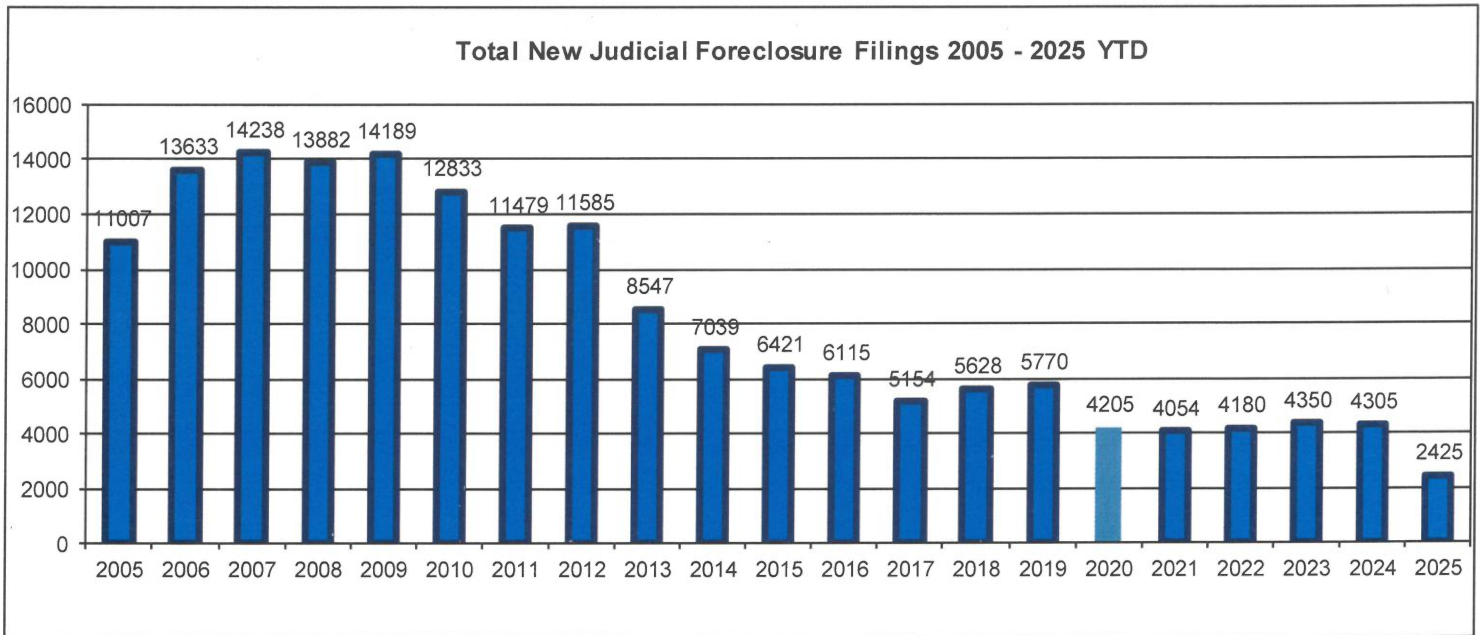


CUYAHOGA COUNTY COMMON PLEAS COURT

Total New Judicial Foreclosure Filings

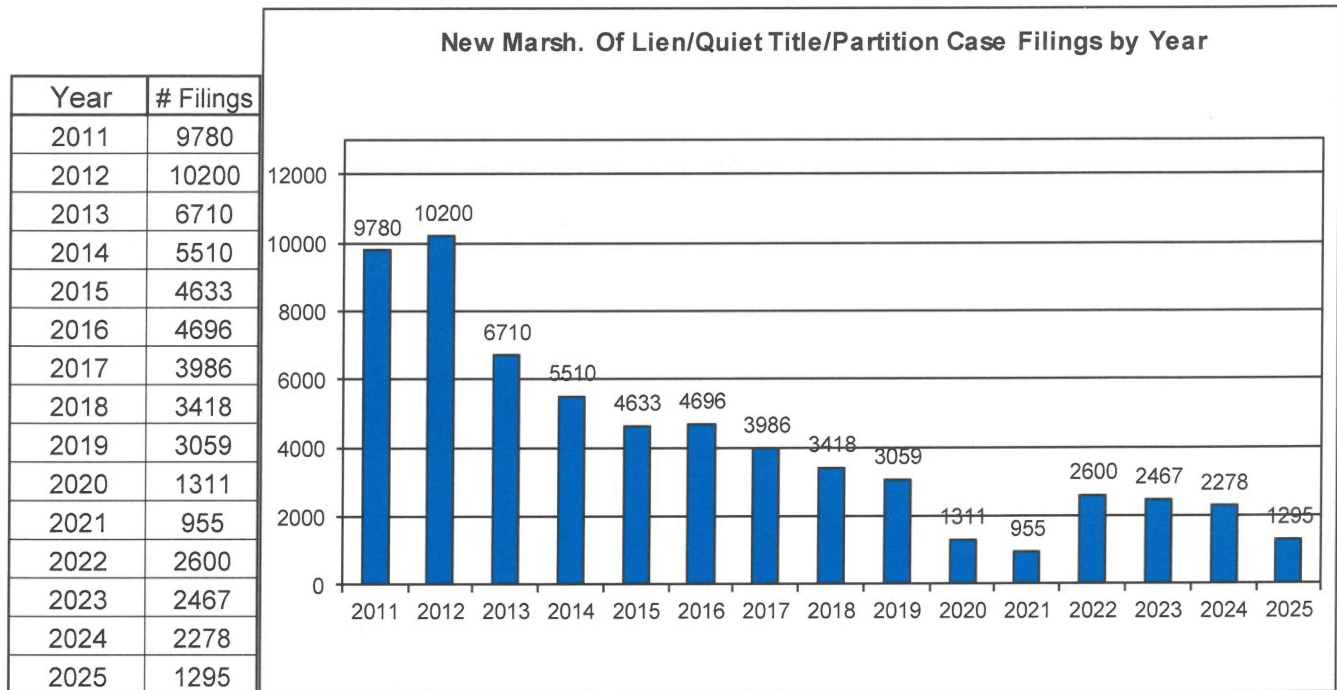
The following charts are provided as a historical view of new judicial foreclosure filings.

1. Total New Judicial Foreclosure Filings from 2005 – 2025 by year
2. Total New Marsh of Lien/Quiet Title/Partition Filings from 2011 – 2025 by month
3. Total New Tax Lien & Tax Certificate Filings for 2011 – 2025 by month
4. Total New Judicial Foreclosure Filings from 2011 – 2025 by month

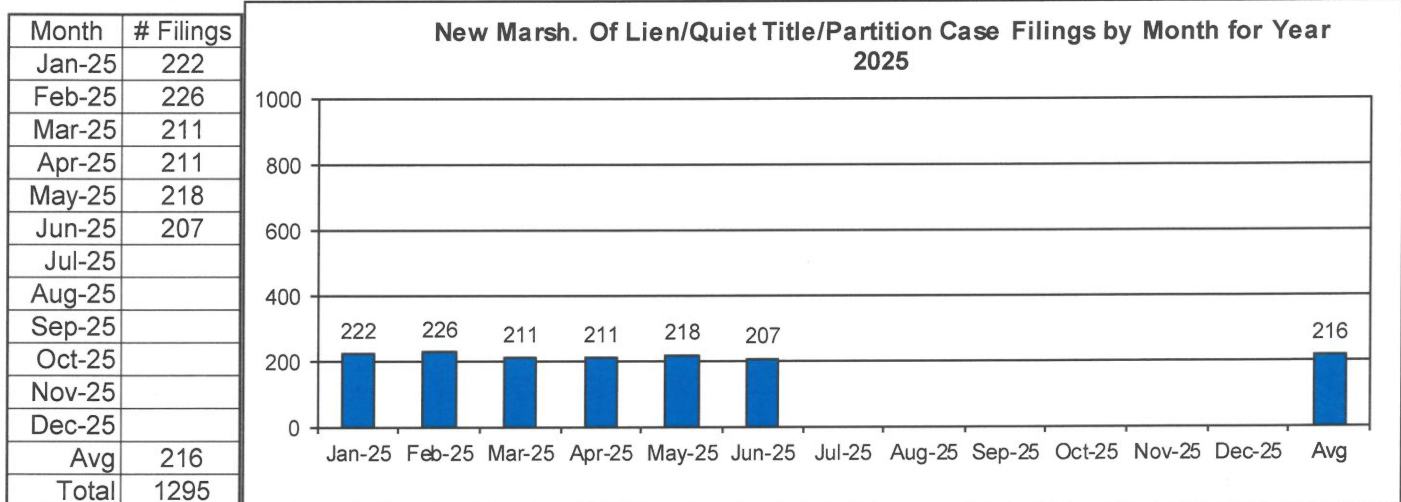


CUYAHOGA COUNTY COMMON PLEAS COURT

New Marsh of Lien/Quiet Title/Partition Case Filings for Years 2011 – 2025 YTD

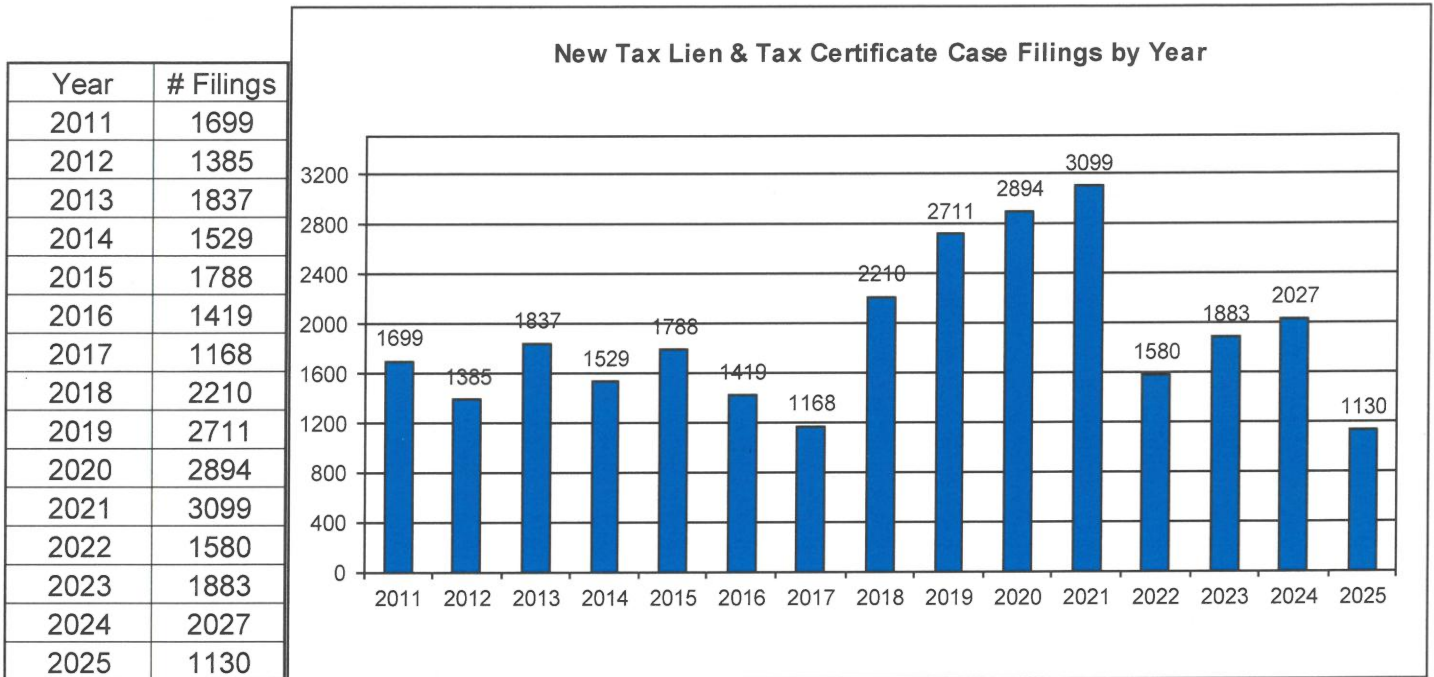


New Marsh of Lien/Quiet Title/Partition Case Filings by month for 2025 YTD

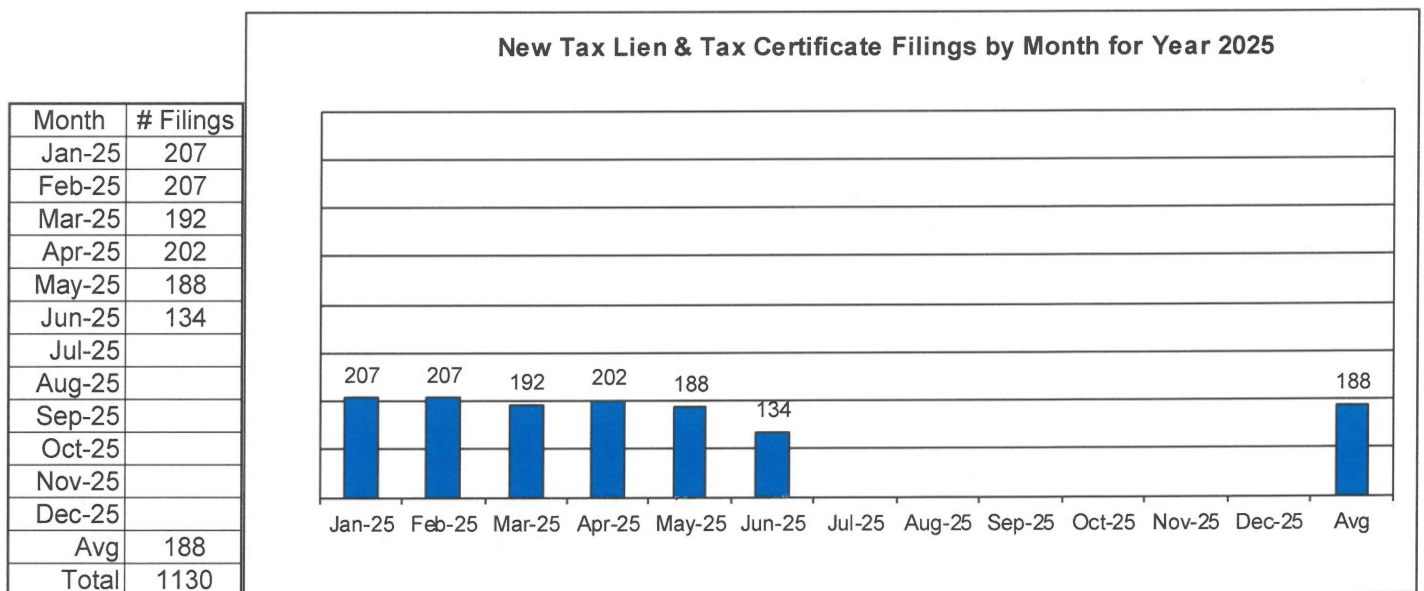


CUYAHOGA COUNTY COMMON PLEAS COURT

New Tax Lien & Certificate Filings for Years 2011 – 2025 YTD



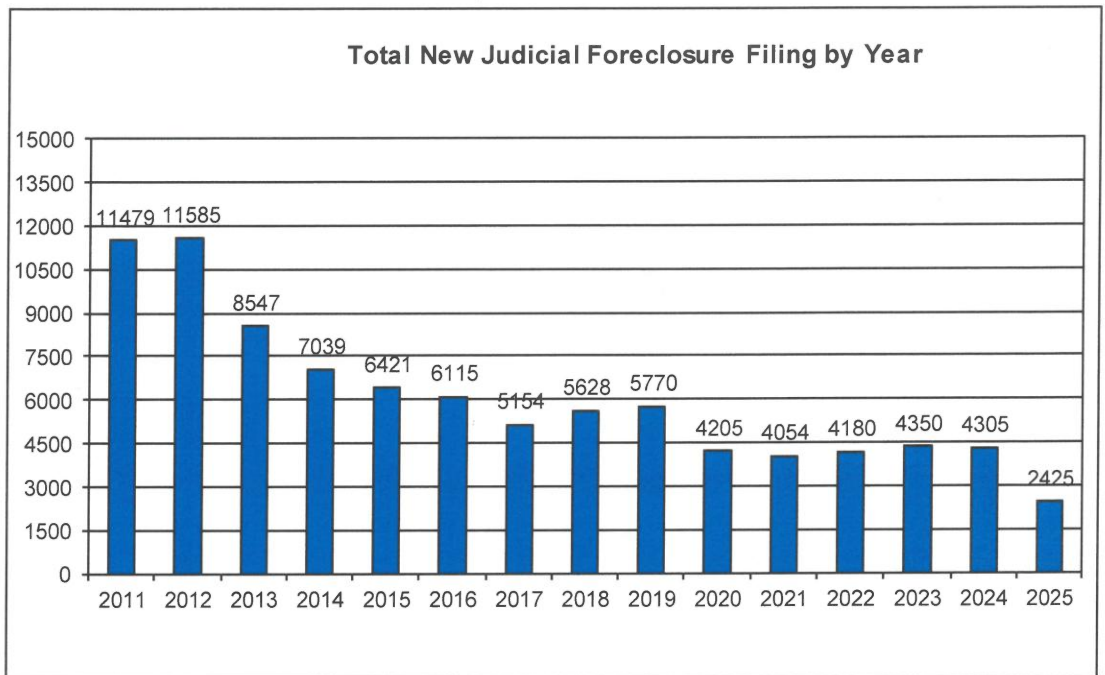
New Tax Lien & Certificate Filings by Month for Year 2025 YTD



CUYAHOGA COUNTY COMMON PLEAS COURT

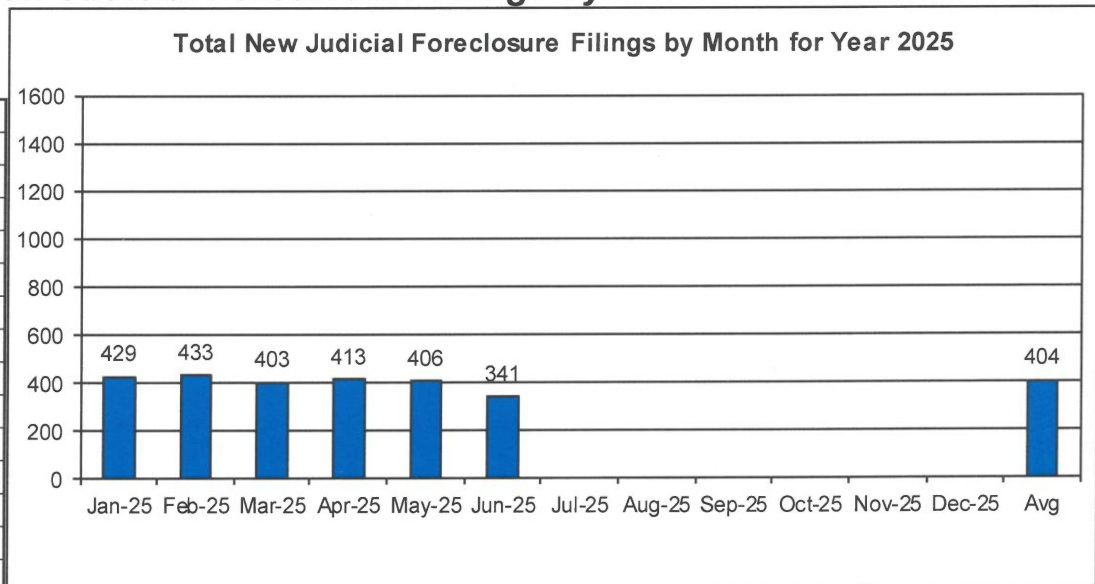
Total New Judicial Foreclosure Filings Years 2011 – 2025 YTD

Year	# Filings
2011	11479
2012	11585
2013	8547
2014	7039
2015	6421
2016	6115
2017	5154
2018	5628
2019	5770
2020	4205
2021	4054
2022	4180
2023	4350
2024	4305
2025YTD	2425



Total New Judicial Foreclosure Filings by Month for Year 2025 YTD

Month	# Filings
Jan-25	429
Feb-25	433
Mar-25	403
Apr-25	413
May-25	406
Jun-25	341
Jul-25	
Aug-25	
Sep-25	
Oct-25	
Nov-25	
Dec-25	
Avg	404
Total	2425



Magistrate's Monthly Reports

The Magistrates' Monthly Report consists of 5 reports. Below is a description of each.

Magistrate's Monthly Supplemental Journal Entry Report (R415)

Retrieves total number of supplemental entries and Decrees of Confirmation of Sheriff's sale created during a specific period. A supplemental entry is any journal created by a magistrate, which does not close out a case. For example, any magistrate's order (MG) setting a hearing, any journal entry (JE) ruling on a motion, journals confirming Sheriff's sales, etc.).

Magistrate's Full Disposition Count by Magistrate Report (R413)

Retrieves total number of cases disposed of during a specific period. The dispositions are grouped by Magistrate and then broken down by the type of disposition (i. e. Default, Dismissed with Prejudice, Dismissed without Prejudice, etc.) This report can be printed three different ways. Including tax cases (Full Dispositions), excluding tax cases (Non-Tax Dispositions), and Tax cases only (Tax Dispositions).

Magistrate's Monthly Cases Referred/Reinstated Report (R418)

Retrieves newly filed cases referred to the Magistrates Dept. and cases previously disposed by the Magistrates Dept. that are reinstated and re-referred to the magistrates. The cases are separated by Tax (filing code 1465; Tax Judicial Foreclosure & 1466; Tax Certificate Judicial Foreclosure) and Non-Tax (1460; Judicial Foreclosure Marsh. Of Lien, 1480; Partition, 1470; Quiet Title, misc. (i. e. 1391; Contract Other, etc.).

Magistrate's Monthly Hearing Totals Report (R3146)

Retrieves total number of hearings held during one month. The hearings are grouped by Magistrate and then broken down by what type hearing was held (i. e. Default, Pretrial, etc.).

Magistrate's Monthly Case Load Report (R3147)

Retrieves individual caseload totals for individual magistrates during a specific period. The cases are grouped by magistrate and then broken down by case type (i. e. tax judicial foreclosure, tax certificate judicial foreclosure and non-tax judicial foreclosure).

Magistrate's New Referrals/Assignments (R429)

Retrieves All cases referred to the Magistrate's Department. The cases are grouped by Magistrate and broken down into categories of CSPO (Filing Code 1491 Stalking Civil Protection Orders), Tax (1465; Tax Judicial Foreclosure & 1466; Tax Certificate Judicial Foreclosure), Non Tax (1460; Judicial Foreclosure Marsh. Of Lien, 1480; Partition, 1470; Quiet Title, misc. (i.e. 1391; Contract Other, etc.)).

CUYAHOGA COUNTY COURT OF COMMON PLEAS

DATE: 07/09/2025
TIME: 7:54 AM

OFFICE OF THE MAGISTRATES
MAGISTRATE'S MONTHLY SUPPLEMENTALS BY CASE
REPORTING PERIOD: JUNE 2025

PAGE: 1
CMSR415D

SUPPLEMENTALS

AUGUSTYN/KEVIN/C	161
BUCHA/STEPHEN/M	206
DAY/CHRISTOPHER/	257
DYKE/JOHN/T	60
GOZELANCZYK/BRIAN/S	274
HEGYES/DEAN/K	185
JACKSON/AMY/R	267
JACKSON/JIM/L	172
KLEIN/MONICA/	206
LUCAS/PAUL/	147
LUNSFORD/GINA/	256
UNACCOUNTED FOR	0

TOTAL	2191
--------------	-------------

CONFIRMATIONS

TOTAL	0
--------------	----------

CUYAHOGA COUNTY COURT OF COMMON PLEAS

OFFICE OF THE MAGISTRATES

Full Disposition Count by Magistrate

REPORTING PERIOD: FROM 06/01/2025 TO 06/30/2025

DATE: 07/09/2025

TIME: 7:55 AM

PAGE: 1

CMSR413

MagID	Dispose Type	Tax Cert.	Tax Treas.	Total
KCA	Bank	0	0	1
	Def	0	0	5
	Dism	0	0	6
	Ref. Vacate	0	0	0
	Court Trial	0	0	1
	Other	0	8	14
	<u>MAG'S TOTAL</u>	0	8	<u>27</u>

SMB	Bank	0	0	0
	Def	0	0	8
	Dism	0	3	11
	Ref. Vacate	0	0	0
	Court Trial	0	0	1
	Other	0	8	11
	<u>MAG'S TOTAL</u>	0	11	<u>31</u>

CD	Bank	0	1	2
	Def	0	1	6
	Dism	0	2	7
	Ref. Vacate	0	0	0
	Court Trial	0	0	0
	Other	0	13	16
	<u>MAG'S TOTAL</u>	0	17	<u>31</u>

JTD	Bank	0	0	1
	Def	0	0	4
	Dism	0	1	10
	Ref. Vacate	0	0	0
	Court Trial	0	0	0
	Other	0	11	13
	<u>MAG'S TOTAL</u>	0	12	<u>28</u>

BSG	Bank	0	0	1
	Def	0	0	11
	Dism	0	4	11
	Ref. Vacate	0	0	0
	Court Trial	0	0	0
	Other	0	13	19
	<u>MAG'S TOTAL</u>	0	17	<u>42</u>

DKH	Bank	0	0	0
	Def	0	0	2
	Dism	0	3	13
	Ref. Vacate	0	0	0
	Court Trial	0	0	3
	Other	0	14	21
	<u>MAG'S TOTAL</u>	0	17	<u>39</u>

ARJ	Bank	0	0	1
	Def	0	0	4
	Dism	0	1	10
	Ref. Vacate	0	0	0
	Court Trial	0	0	3
	Other	0	17	28
	<u>MAG'S TOTAL</u>	0	18	<u>46</u>

JLJ	Bank	0	0	2
	Def	0	0	9
	Dism	0	3	17

Decrees	258
Defaults	66
Other	164
Court Trial	28
Dismissals	128
Bankruptcy	12
Ref. Vacated	0
Grand Total	398

CUYAHOGA COUNTY COURT OF COMMON PLEAS

OFFICE OF THE MAGISTRATES

Full Disposition Count by Magistrate

REPORTING PERIOD: FROM 06/01/2025 TO 06/30/2025

DATE: 07/09/2025

TIME: 7:55 AM

PAGE: 2

CMSR413

MagID	Dispose Type	Tax Cert.	Tax Treas.	Total
	Ref. Vacate	0	0	0
	Court Trial	0	0	4
	Other	0	15	19
	<u>MAG'S TOTAL</u>	<u>0</u>	<u>18</u>	<u>51</u>
MK	Bank	0	0	0
	Def	0	0	7
	Dism	0	1	9
	Ref. Vacate	0	0	0
	Court Trial	0	0	6
	Other	0	9	12
	<u>MAG'S TOTAL</u>	<u>0</u>	<u>10</u>	<u>34</u>
PL	Bank	0	1	2
	Def	0	5	6
	Dism	0	5	19
	Ref. Vacate	0	0	0
	Court Trial	0	0	7
	Other	0	1	4
	<u>MAG'S TOTAL</u>	<u>0</u>	<u>12</u>	<u>38</u>
GL	Bank	0	1	2
	Def	0	0	4
	Dism	0	1	15
	Ref. Vacate	0	0	0
	Court Trial	0	0	3
	Other	0	2	7
	<u>MAG'S TOTAL</u>	<u>0</u>	<u>4</u>	<u>31</u>

CUYAHOGA COUNTY COURT OF COMMON PLEAS

DATE: 07/09/2025
TIME: 07:55 AM

OFFICE OF THE MAGISTRATES
MAGISTRATE'S MONTHLY REF/REIN CASES
FROM 06/01/2025 TO 06/30/2025

CMSR418

MAGISTRATE	NEW REFERRALS				REINSTATED			
	Tax Treas.	Tax Cert.	Non-Tax	Total	Tax Treas.	Tax Cert.	Non-Tax	Total
<u>AUGUSTYN/KEVIN/C</u>	12	0	16	28	0	0	1	1
<u>BUCHA/STEPHEN/M</u>	10	0	10	20	0	0	1	1
<u>DAY/CHRISTOPHER/</u>	20	0	27	47	0	0	4	4
<u>DYKE/JOHN/T</u>	11	0	24	35	0	0	0	0
<u>GOZELANCZYK/BRIAN/S</u>	19	0	31	50	0	0	0	0
<u>HEGYES/DEAN/K</u>	13	0	27	40	0	0	0	0
<u>JACKSON/AMY/R</u>	11	0	34	45	0	0	0	0
<u>JACKSON/JIM/L</u>	13	0	36	49	0	0	1	1
<u>KLEIN/MONICA/</u>	13	0	21	34	0	0	0	0
<u>LUCAS/PAUL/</u>	12	0	38	50	0	0	1	1
<u>LUNSFORD/GINA/</u>	11	0	26	37	0	0	0	0
<u>TOTAL</u>	145	0	290	435	0	0	8	8
<u>COMBINED TOTAL</u>	443							

CUYAHOGA COUNTY COURT OF COMMON PLEAS

OFFICE OF THE MAGISTRATES

MAG MONTHLY HEARING TOTALS

Reporting Period: June 2025

DATE: 07/09/2025
TIME: 07:56 AM

PAGE: 1
CMSR3146

Monthly Hearing Total 501

AUGUSTYN/KEVIN/C	
Default Hearings	0
Tax Hearings	0
Pretrials	35

TOTAL:	35
--------	----

BUCHA/STEPHEN/M	
Default Hearings	0
Tax Hearings	0
Pretrials	57

TOTAL:	57
--------	----

DAY/CHRISTOPHER/	
Default Hearings	0
Tax Hearings	0
Pretrials	55

TOTAL:	55
--------	----

DYKE/JOHN/T	
Default Hearings	2
Tax Hearings	3
Pretrials	4

TOTAL:	9
--------	---

GOZELANCZYK/BRIAN/S	
Default Hearings	0
Tax Hearings	0
Pretrials	65

TOTAL:	65
--------	----

HEGYES/DEAN/K	
Default Hearings	0
Tax Hearings	0
Pretrials	35

TOTAL:	35
--------	----

JACKSON/AMY/R	
Default Hearings	23
Tax Hearings	43
Pretrials	28

TOTAL:	94
--------	----

JACKSON/JIM/L	
Default Hearings	12
Tax Hearings	20
Pretrials	11

TOTAL:	43
--------	----

KLEIN/MONICA/	
Default Hearings	0
Tax Hearings	0
Pretrials	35

TOTAL:	35
--------	----

LUCAS/PAUL/	
Default Hearings	0
Tax Hearings	0
Pretrials	35

CUYAHOGA COUNTY COURT OF COMMON PLEAS

OFFICE OF THE MAGISTRATES

MAG MONTHLY HEARING TOTALS

Reporting Period: June 2025

DATE: 07/09/2025

TIME: 07:56 AM

PAGE: 2

CMSR3146

TOTAL:	35
LUNSFORD/GINA/	
Default Hearings	0
Tax Hearings	0
Pretrials	38
<hr/>	
TOTAL:	38

CUYAHOGA COUNTY COURT OF COMMON PLEAS

DATE: 07/09/2025
TIME: 7:56 AM

Office of the Magistrates
Magistrate's Monthly Case Load
MONTH: JUNE 2025

PAGE: 1
CMSR3147

Magistrate Name	Non Tax Total	Tax Cert.	Tax Treas.	Total Tax	CSPO	Total Cases
AUGUSTYN	60	1	55	56	9	125
BUCHA	77	0	74	74	11	162
DYKE	96	0	99	99	6	201
LUNSFORD	108	0	114	114	10	232
DAY	122	0	95	95	18	235
HEGYES	122	0	109	109	33	264
KLEIN	139	0	118	118	13	270
JACKSON J L	141	0	140	140	7	288
JACKSON A R	155	0	142	142	15	312
GOZELANCZYK	160	1	133	134	22	316
LUCAS	163	0	136	136	28	327
Totals:	1343	2	1215	1217	172	2732

CUYAHOGA COUNTY COURT OF COMMON PLEAS

DATE: 07/09/2025
TIME: 8:19 AM

OFFICE OF THE MAGISTRATES
MAGISTRATE'S NEW REFERRALS / ASSIGNMENTS
FROM 06/01/2025 TO 06/30/2025

CMSR429
PAGE: 1

MAGISTRATE	NEW REFERRALS				Total
	CSPO	Tax Cert.	Tax Treas.	Non Tax	
<u>AUGUSTYN/KEVIN/C</u>	6	0	12	16	28
<u>BUCHA/STEPHEN/M</u>	2	0	10	10	20
<u>DAY/CHRISTOPHER/</u>	8	0	20	27	47
<u>DYKE/JOHN/T</u>	0	0	11	24	35
<u>GOZELANCZYK/BRIAN/S</u>	8	0	19	31	50
<u>HEGYES/DEAN/K</u>	13	0	13	27	40
<u>JACKSON/AMY/R</u>	9	0	11	34	45
<u>JACKSON/JIM/L</u>	9	0	13	36	49
<u>KLEIN/MONICA/</u>	6	0	13	21	34
<u>LUCAS/PAUL/</u>	14	0	12	37	49
<u>LUNSFORD/GINA/</u>	6	0	11	26	37
<u>Total</u>	81	0	145	289	434

Report CMSR1062 - Judicial Foreclosure Statistics by Judge

Report CMSR1062 provides a list of judicial foreclosure case activity for each Judge. The report identifies how many cases were pending at the beginning of the period. The new cases filed and cases that were transferred in or reactivated are added to the number pending at the beginning of the period. It then shows the type and number of terminations for the period. The total terminations are subtracted from the total pending which provides the pending at the end of the period.

CUYAHOGA COUNTY COURT OF COMMON PLEAS

DATE: 07/09/2025
TIME: 07:52 AM

Foreclosure Statistics by Judge Reporting Period: June 2025

PAGE: 1
CMSR1062

Judge								
BELL, RICHARD A								
Pending at Beg of Period		New Cases Filed		Cases Transferred In / Reactivated			Total	
73		14		0			87	
Terminations								
Bankruptcy	0	Default	2	RefVacated	0	Court Trial	0	
					Dismiss	2	Other	5
							Total	9
Total Pending at End of Period							78	
CLANCY, MAUREEN								
Pending at Beg of Period		New Cases Filed		Cases Transferred In / Reactivated			Total	
72		10		0			82	
Terminations								
Bankruptcy	2	Default	2	RefVacated	0	Court Trial	0	
					Dismiss	2	Other	2
							Total	8
Total Pending at End of Period							74	
COLLIER-WILLIAMS, CASSANDRA								
Pending at Beg of Period		New Cases Filed		Cases Transferred In / Reactivated			Total	
78		9		0			87	
Terminations								
Bankruptcy	0	Default	3	RefVacated	0	Court Trial	0	
					Dismiss	4	Other	7
							Total	14
Total Pending at End of Period							73	
CORRIGAN, PETER J								
Pending at Beg of Period		New Cases Filed		Cases Transferred In / Reactivated			Total	
47		15		1			63	
Terminations								
Bankruptcy	1	Default	2	RefVacated	0	Court Trial	0	
					Dismiss	1	Other	4
							Total	8
Total Pending at End of Period							55	
FUERST, NANCY A								
Pending at Beg of Period		New Cases Filed		Cases Transferred In / Reactivated			Total	
90		12		2			104	
Terminations								
Bankruptcy	0	Default	2	RefVacated	0	Court Trial	0	
					Dismiss	3	Other	9
							Total	14
Total Pending at End of Period							90	
GALL, STEVEN E								
Pending at Beg of Period		New Cases Filed		Cases Transferred In / Reactivated			Total	
76		11		1			88	
Terminations								
Bankruptcy	0	Default	1	RefVacated	0	Court Trial	0	
					Dismiss	3	Other	3
							Total	7
Total Pending at End of Period							81	
GALLAGHER, HOLLIE L								
Pending at Beg of Period		New Cases Filed		Cases Transferred In / Reactivated			Total	
62		14		2			78	
Terminations								
Bankruptcy	0	Default	3	RefVacated	0	Court Trial	0	
					Dismiss	2	Other	12
							Total	17
Total Pending at End of Period							61	
GALLAGHER, KELLY ANN								

CUYAHOGA COUNTY COURT OF COMMON PLEAS

DATE: 07/09/2025
TIME: 07:52 AM

Foreclosure Statistics by Judge
Reporting Period: June 2025

PAGE: 2
CMSR1062

Judge							
	Pending at Beg of Period	New Cases Filed		Cases Transferred In / Reactivated			Total
	86	14		0			100
	Terminations						
	Bankruptcy	Default	RefVacated	Court Trial	Dismiss	Other	Total
	1	5	0	0	3	4	13
Total Pending at End of Period							87
GALLAGHER, SHANNON M							
	Pending at Beg of Period	New Cases Filed		Cases Transferred In / Reactivated			Total
	82	8		0			90
	Terminations						
	Bankruptcy	Default	RefVacated	Court Trial	Dismiss	Other	Total
	0	7	0	0	5	3	15
Total Pending at End of Period							75
HAGAN, EMILY							
	Pending at Beg of Period	New Cases Filed		Cases Transferred In / Reactivated			Total
	88	6		0			94
	Terminations						
	Bankruptcy	Default	RefVacated	Court Trial	Dismiss	Other	Total
	0	3	0	0	3	3	9
Total Pending at End of Period							85
KELLEY, KEVIN J							
	Pending at Beg of Period	New Cases Filed		Cases Transferred In / Reactivated			Total
	96	10		0			106
	Terminations						
	Bankruptcy	Default	RefVacated	Court Trial	Dismiss	Other	Total
	0	1	0	0	4	14	19
Total Pending at End of Period							87
KENNEDY, JOY							
	Pending at Beg of Period	New Cases Filed		Cases Transferred In / Reactivated			Total
	80	7		1			88
	Terminations						
	Bankruptcy	Default	RefVacated	Court Trial	Dismiss	Other	Total
	0	0	0	0	2	12	14
Total Pending at End of Period							74
KILBANE, ASHLEY							
	Pending at Beg of Period	New Cases Filed		Cases Transferred In / Reactivated			Total
	78	16		0			94
	Terminations						
	Bankruptcy	Default	RefVacated	Court Trial	Dismiss	Other	Total
	0	1	0	0	1	3	5
Total Pending at End of Period							89
KRIVOSH, KIRA							
	Pending at Beg of Period	New Cases Filed		Cases Transferred In / Reactivated			Total
	85	10		1			96
	Terminations						
	Bankruptcy	Default	RefVacated	Court Trial	Dismiss	Other	Total
	0	1	0	0	2	9	12
Total Pending at End of Period							84
MATIA, DAVID T							

CUYAHOGA COUNTY COURT OF COMMON PLEAS

DATE: 07/09/2025
TIME: 07:52 AM

Foreclosure Statistics by Judge
Reporting Period: June 2025

PAGE: 3
CMSR1062

Judge							
	Pending at Beg of Period	New Cases Filed		Cases Transferred In / Reactivated			Total
	80	11		0			91
Terminations							
	Bankruptcy	Default	RefVacated	Court Trial	Dismiss	Other	Total
	0	1	0	0	0	5	6
Total Pending at End of Period							85
MAZZONE, CARL J							
	Pending at Beg of Period	New Cases Filed		Cases Transferred In / Reactivated			Total
	77	12		1			90
Terminations							
	Bankruptcy	Default	RefVacated	Court Trial	Dismiss	Other	Total
	1	3	0	0	4	6	14
Total Pending at End of Period							76
MCCORMICK, TIMOTHY							
	Pending at Beg of Period	New Cases Filed		Cases Transferred In / Reactivated			Total
	58	12		0			70
Terminations							
	Bankruptcy	Default	RefVacated	Court Trial	Dismiss	Other	Total
	0	1	0	0	1	5	7
Total Pending at End of Period							63
MCGINTY, VJ WILLIAM T							
	Pending at Beg of Period	New Cases Filed		Cases Transferred In / Reactivated			Total
	85	6		0			91
Terminations							
	Bankruptcy	Default	RefVacated	Court Trial	Dismiss	Other	Total
	0	3	0	0	2	5	10
Total Pending at End of Period							81
MIDAY, SHERRIE							
	Pending at Beg of Period	New Cases Filed		Cases Transferred In / Reactivated			Total
	90	10		2			102
Terminations							
	Bankruptcy	Default	RefVacated	Court Trial	Dismiss	Other	Total
	1	3	0	0	6	3	13
Total Pending at End of Period							89
MOONEY, BRIAN							
	Pending at Beg of Period	New Cases Filed		Cases Transferred In / Reactivated			Total
	93	7		0			100
Terminations							
	Bankruptcy	Default	RefVacated	Court Trial	Dismiss	Other	Total
	0	2	0	0	5	3	10
Total Pending at End of Period							90
MOORE, LAUREN C							
	Pending at Beg of Period	New Cases Filed		Cases Transferred In / Reactivated			Total
	72	7		0			79
Terminations							
	Bankruptcy	Default	RefVacated	Court Trial	Dismiss	Other	Total
	0	1	0	0	6	3	10
Total Pending at End of Period							69
MURPHY, MOLLIE ANN							

CUYAHOGA COUNTY COURT OF COMMON PLEAS

DATE: 07/09/2025
TIME: 07:52 AM

Foreclosure Statistics by Judge
Reporting Period: June 2025

PAGE: 4
CMSR1062

Judge							
Pending at Beg of Period		New Cases Filed		Cases Transferred In / Reactivated		Total	
93		11		0		104	
Terminations	Bankruptcy	Default	RefVacated	Court Trial	Dismiss	Other	Total
	0	3	0	0	1	5	9
Total Pending at End of Period							95
O'DONNELL, JENNIFER							
Pending at Beg of Period		New Cases Filed		Cases Transferred In / Reactivated		Total	
76		11		0		87	
Terminations	Bankruptcy	Default	RefVacated	Court Trial	Dismiss	Other	Total
	0	0	0	0	2	12	14
Total Pending at End of Period							73*
O'DONNELL, JOHN P							
Pending at Beg of Period		New Cases Filed		Cases Transferred In / Reactivated		Total	
57		8		1		66	
Terminations	Bankruptcy	Default	RefVacated	Court Trial	Dismiss	Other	Total
	0	1	0	0	2	2	5
Total Pending at End of Period							61
RUSSO, JOHN J							
Pending at Beg of Period		New Cases Filed		Cases Transferred In / Reactivated		Total	
68		9		1		78	
Terminations	Bankruptcy	Default	RefVacated	Court Trial	Dismiss	Other	Total
	0	1	0	0	3	6	10
Total Pending at End of Period							68
RUSSO, NANCY MARGARET							
Pending at Beg of Period		New Cases Filed		Cases Transferred In / Reactivated		Total	
48		4		0		52	
Terminations	Bankruptcy	Default	RefVacated	Court Trial	Dismiss	Other	Total
	0	0	0	0	2	4	6
Total Pending at End of Period							46
SAFFOLD, JEFFREY P							
Pending at Beg of Period		New Cases Filed		Cases Transferred In / Reactivated		Total	
63		7		2		72	
Terminations	Bankruptcy	Default	RefVacated	Court Trial	Dismiss	Other	Total
	1	2	0	0	3	2	8
Total Pending at End of Period							64
SANTOLI, ANDREW J.							
Pending at Beg of Period		New Cases Filed		Cases Transferred In / Reactivated		Total	
87		10		0		97	
Terminations	Bankruptcy	Default	RefVacated	Court Trial	Dismiss	Other	Total
	2	1	0	0	3	2	8
Total Pending at End of Period							89
SHAUGHNESSY, MICHAEL P							

CUYAHOGA COUNTY COURT OF COMMON PLEAS

DATE: 07/09/2025
TIME: 07:52 AM

Foreclosure Statistics by Judge Reporting Period: June 2025

PAGE: 5
CMSR1062

Judge							
	Pending at Beg of Period	New Cases Filed		Cases Transferred In / Reactivated			Total
	60	9		1			70
	Terminations						
	Bankruptcy	Default	RefVacated	Court Trial	Dismiss	Other	Total
	1	4	0	0	3	9	17
Total Pending at End of Period							53
SHEEHAN, BRENDAN J							
	Pending at Beg of Period	New Cases Filed		Cases Transferred In / Reactivated			Total
	36	6		0			42
	Terminations						
	Bankruptcy	Default	RefVacated	Court Trial	Dismiss	Other	Total
	0	0	0	0	1	3	4
Total Pending at End of Period							38
SPELLACY, JOHN J							
	Pending at Beg of Period	New Cases Filed		Cases Transferred In / Reactivated			Total
	65	12		1			78
	Terminations						
	Bankruptcy	Default	RefVacated	Court Trial	Dismiss	Other	Total
	0	1	0	0	4	4	9
Total Pending at End of Period							69
SYNENBERG, JOAN							
	Pending at Beg of Period	New Cases Filed		Cases Transferred In / Reactivated			Total
	69	8		0			77
	Terminations						
	Bankruptcy	Default	RefVacated	Court Trial	Dismiss	Other	Total
	0	1	0	0	5	2	8
Total Pending at End of Period							69
TURNER, DEBORAH M							
	Pending at Beg of Period	New Cases Filed		Cases Transferred In / Reactivated			Total
	95	12		0			107
	Terminations						
	Bankruptcy	Default	RefVacated	Court Trial	Dismiss	Other	Total
	1	1	0	0	2	6	10
Total Pending at End of Period							97
VODREY, WILLIAM F. B.							
	Pending at Beg of Period	New Cases Filed		Cases Transferred In / Reactivated			Total
	88	13		0			101
	Terminations						
	Bankruptcy	Default	RefVacated	Court Trial	Dismiss	Other	Total
	0	3	0	0	6	2	11
Total Pending at End of Period							90

Monthly Summary

MONTHLY SUMMARY

June 2025

NAME	PEND	ASSIGNED			TRIALS						DISP	PENDING				+ -
		CV	CR	TOT	JURY			COURT				CV	FR	CR	TOT	
Richard A. Bell	347	48	33	81	0	2	2	0	0	0	73	195	75	85	355	- 8
Maureen Clancy	391	55	29	84	0	0	0	0	0	0	74	218	71	112	401	- 10
Cassandra Collier-Willia	490	52	37	89	1	1	2	0	0	0	74	308	69	128	505	- 15
Peter J. Corrigan	535	51	20	71	0	0	0	0	0	0	81	325	52	148	525	+ 10
Nancy A. Fuerst	421	52	21	73	0	0	0	1	0	1	76	253	88	77	418	+ 3
Steven E. Gall	555	53	36	89	0	0	0	0	0	0	78	329	79	158	566	- 11
Hollie L. Gallagher	431	53	18	71	0	0	0	0	0	0	88	264	60	90	414	+ 17
Kelly A. Gallagher	426	51	22	73	0	0	0	0	0	0	80	263	85	71	419	+ 7
Shannon M. Gallagher	421	48	22	70	0	3	3	0	1	1	85	235	74	97	406	+ 15
Emily Hagan	434	52	33	85	0	1	1	0	0	0	82	264	81	92	437	- 3
Kevin J. Kelley	478	49	26	75	0	0	0	0	1	1	85	238	87	143	468	+ 10
Joy Kennedy	536	52	26	78	0	2	2	1	1	2	105	271	74	164	509	+ 27
Ashley Kilbane	469	51	30	81	0	0	0	0	0	0	88	239	87	136	462	+ 7
Kira Krivosh	518	54	34	88	0	0	0	0	1	1	78	285	82	161	528	- 10
David T. Matia	423	51	29	80	0	0	0	0	0	0	61	262	83	97	442	- 19
Carl J. Mazzone	489	52	35	87	0	0	0	0	0	0	87	293	75	121	489	0
Timothy McCormick	473	53	28	81	0	0	0	0	0	0	75	333	62	84	479	- 6
Sherrie Miday	479	52	26	78	0	2	2	0	0	0	79	271	86	121	478	+ 1
Brian Mooney	519	56	19	75	0	0	0	0	0	0	49	325	89	131	545	- 26
Lauren C. Moore	579	48	22	70	0	1	1	0	0	0	91	291	68	199	558	+ 21
Mollie Ann Murphy	556	51	26	77	0	0	0	0	0	0	48	332	93	160	585	- 29
Jennifer O'Donnell	497	53	29	82	0	1	1	0	0	0	99	262	73	145	480	+ 17
John P. O'Donnell	428	51	30	81	1	1	2	0	0	0	76	264	59	110	433	- 5
John J. Russo	406	57	24	81	0	0	0	0	0	0	74	246	65	102	413	- 7
Nancy Margaret Russo	245	53	44	97	0	0	0	0	0	0	89	129	45	79	253	- 8
Jeffrey P. Saffold	412	52	24	76	0	0	0	0	0	0	80	258	63	87	408	+ 4
Andrew J. Santoli	450	54	20	74	0	0	0	0	0	0	83	276	85	80	441	+ 9
Michael P. Shaughnessy	411	53	22	75	0	0	0	0	0	0	87	261	53	85	399	+ 12
Brendan J. Sheehan	171	28	8	36	0	0	0	0	0	0	31	106	38	32	176	- 5
John J. Spellacy	451	52	30	82	0	0	0	0	0	0	69	286	67	111	464	- 13
Joan Synenberg	431	52	24	76	0	0	0	0	0	0	80	262	67	98	427	+ 4
Deborah M. Turner	487	48	27	75	0	0	0	0	0	0	80	261	96	125	482	+ 5
William F.B. Vodrey	495	50	23	73	0	0	0	0	0	0	73	233	89	173	495	0
Deena Calabrese / Willia	597	50	28	78	0	3	3	0	0	0	66	406	77	126	609	- 12
TOTALS	15451	1737	905	2642	2	17	19	2	4	6	2624	9044	2497	3928	15469	- 18

Year to Date Summary

SUMMARY FOR THE COURT

January - June 2025

NAME	PEND	ASSIGNED			JURY			COURT			DISP	PENDING				+ -
		CV	CR	TOT	CV	CR	TOT	CV	CR	TOT		CV	FR	CR	TOT	
Richard A. Bell	339	353	166	519	1	3	4	0	0	0	503	195	75	85	355	- 16
Maureen Clancy	390	355	175	530	0	3	3	0	2	2	519	218	71	112	401	- 11
Cassandra Collier-Willia	469	358	194	552	1	1	2	1	2	3	516	308	69	128	505	- 36
Peter J. Corrigan	519	337	166	503	0	3	3	1	0	1	497	325	52	148	525	- 6
Nancy A. Fuerst	394	346	145	491	0	1	1	2	0	2	467	253	88	77	418	- 24
Steven E. Gall	498	345	233	578	0	3	3	0	0	0	510	329	79	158	566	- 68
Hollie L. Gallagher	401	358	168	526	2	2	4	4	0	4	513	264	60	90	414	- 13
Kelly A. Gallagher	439	342	159	501	2	1	3	3	1	4	521	263	85	71	419	+ 20
Shannon M. Gallagher	431	349	168	517	0	5	5	2	1	3	542	235	74	97	406	+ 25
Emily Hagan	476	350	180	530	0	2	2	1	1	2	569	264	81	92	437	+ 39
Kevin J. Kelley	511	349	175	524	2	0	2	2	2	4	567	238	87	143	468	+ 43
Joy Kennedy	552	349	176	525	0	2	2	2	1	3	568	271	74	164	509	+ 43
Ashley Kilbane	522	339	192	531	2	2	4	0	1	1	591	239	87	136	462	+ 60
Kira Krivosh	493	358	183	541	0	2	2	0	2	2	506	285	82	161	528	- 35
David T. Matia	462	342	155	497	0	1	1	0	0	0	517	262	83	97	442	+ 20
Carl J. Mazzone	556	343	197	540	2	3	5	0	0	0	607	293	75	121	489	+ 67
Timothy McCormick	401	340	177	517	0	0	0	0	0	0	439	333	62	84	479	- 78
Sherrie Miday	479	354	181	535	0	9	9	0	1	1	536	271	86	121	478	+ 1
Brian Mooney	484	359	163	522	0	3	3	0	0	0	461	325	89	131	545	- 61
Lauren C. Moore	586	341	193	534	0	3	3	2	0	2	562	291	68	199	558	+ 28
Mollie Ann Murphy	543	352	208	560	1	5	6	3	0	3	518	332	93	160	585	- 42
Jennifer O'Donnell	488	369	225	594	0	2	2	1	2	3	602	262	73	145	480	+ 8
John P. O'Donnell	405	340	199	539	1	4	5	2	0	2	511	264	59	110	433	- 28
John J. Russo	405	352	166	518	0	0	0	1	2	3	510	246	65	102	413	- 8
Nancy Margaret Russo	253	354	174	528	0	0	0	1	0	1	528	129	45	79	253	0
Jeffrey P. Saffold	416	357	172	529	0	3	3	0	1	1	537	258	63	87	408	+ 8
Andrew J. Santoli	456	346	172	518	0	1	1	0	2	2	533	276	85	80	441	+ 15
Michael P. Shaughnessy	432	344	182	526	0	2	2	0	0	0	559	261	53	85	399	+ 33
Brendan J. Sheehan	188	171	55	226	0	1	1	1	0	1	238	106	38	32	176	+ 12
John J. Spellacy	406	347	175	522	0	2	2	0	0	0	464	286	67	111	464	- 58
Joan Synenberg	440	351	148	499	0	4	4	0	0	0	512	262	67	98	427	+ 13
Deborah M. Turner	489	353	172	525	0	1	1	1	1	2	532	261	96	125	482	+ 7
William F.B. Vodrey	484	348	183	531	1	5	6	1	2	3	520	233	89	173	495	- 11
Deena Calabrese / Willia	454	343	158	501	0	4	4	3	1	4	346	406	77	126	609	- 155
TOTALS	15261	11694	5935	17629	15	83	98	34	25	59	17421	9044	2497	3928	15469	- 208

Corrections/Adjustments