

***Statistics Report
May 2025***

***Brendan J. Sheehan
Administrative and Presiding Judge***

TABLE OF CONTENTS

Criminal Statistics

Newly Filed, Re-Activated and Transferred in Cases	4
Yearly Criminal Terminations	5
Pending Criminal Cases End of Period	6
Clearance Rate	7
Arrest to Disposition Timeline	8
Average Arrest to Disposition Timeline (Jail Cases)	9
Average Arrest to Disposition Timeline (Non-Jail Cases)	10
Average Arrest to Disposition Timeline (Jail and Non-Jail Cases)	11
Yearly Average Arrest to Disposition Timeline	12
Indictments and Informations Filed With the Clerk of Courts	13
Bail Case Arraignment Activity	14
Overall Arraignment Statistics	15

Foreclosure Statistics

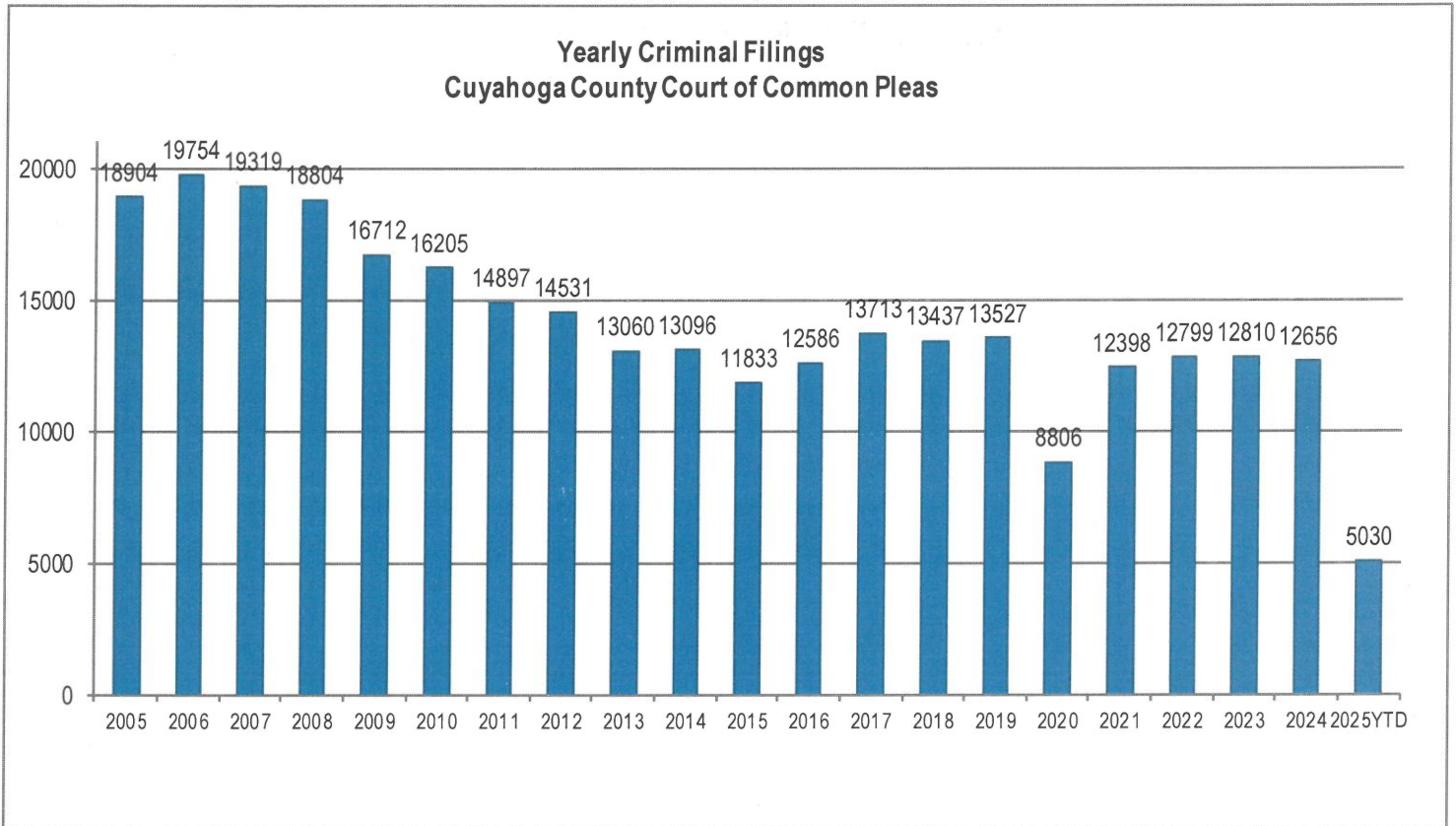
Total Pending Judicial Foreclosure Cases Referred to Magistrates	17
Total Pending Tax Lien & Certificate Cases Referred to Magistrates	18
Percentage of Pending Judicial Foreclosure Cases By Filing Year	19
Judicial Foreclosure Clearance Rate Year 2024	20
Avg. Number of Days to Disp. (Excl. Bank. Stays & Tax Lien & Tax Cert.)	21
Avg. Number of Days to Disp. (Excl. Bank. Stays & Incl. Tax Lien & Tax Cert.)	22
Total New Judicial Foreclosure Filings	23
New Marsh of Lien/Quiet Title/Partition Case Filings for Years 2011 – 2024 YTD	23
New Marsh of Lien/Quiet Title/Partition Case Filings by month for 2024 YTD	24
New Tax Lien & Certificate Filings for Years 2011 – 2024 YTD	25
New Tax Lien & Certificate Filings by Month for Year 2024 YTD	25
Total New Judicial Foreclosure Filings Years 2011 – 2024 YTD	26
Total New Judicial Foreclosure Filings by Month for Year 2024 YTD	26
Magistrate's Monthly Reports	27
Report CMSR1062 - Judicial Foreclosure Statistics by Judge	35
Monthly Summary	41
Year to Date Summary	43
Corrections/Adjustments	45

Criminal Case Statistics

CUYAHOGA COUNTY COMMON PLEAS COURT

Newly Filed, Re-Activated and Transferred in Cases

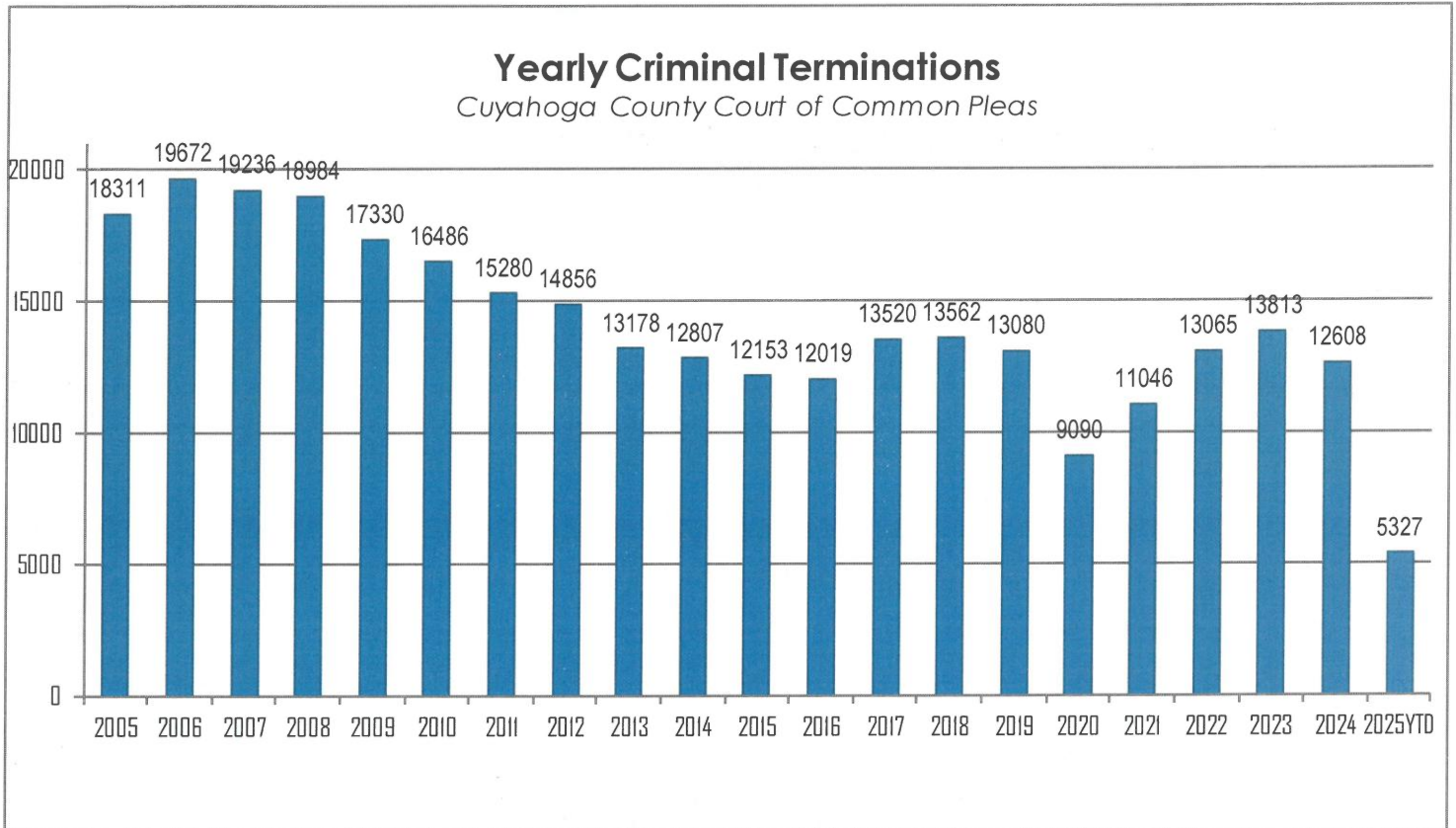
The following chart is a representation of all filed cases in Cuyahoga County Court of Common Pleas from 2005 – May 2025. Newly filed cases are defined as having been arraigned and assigned to a Judge. Re-activated cases are defined as cases where a defendant was unavailable for trial and has now become ready to proceed. Transferred cases are defined as cases moved from one judge's docket to another. This could be due to re-assignment to a Mental Health Judge or after additional information indicates that by Court rule, the case should have been assigned to another Judge.



CUYAHOGA COUNTY COMMON PLEAS COURT

Yearly Criminal Terminations

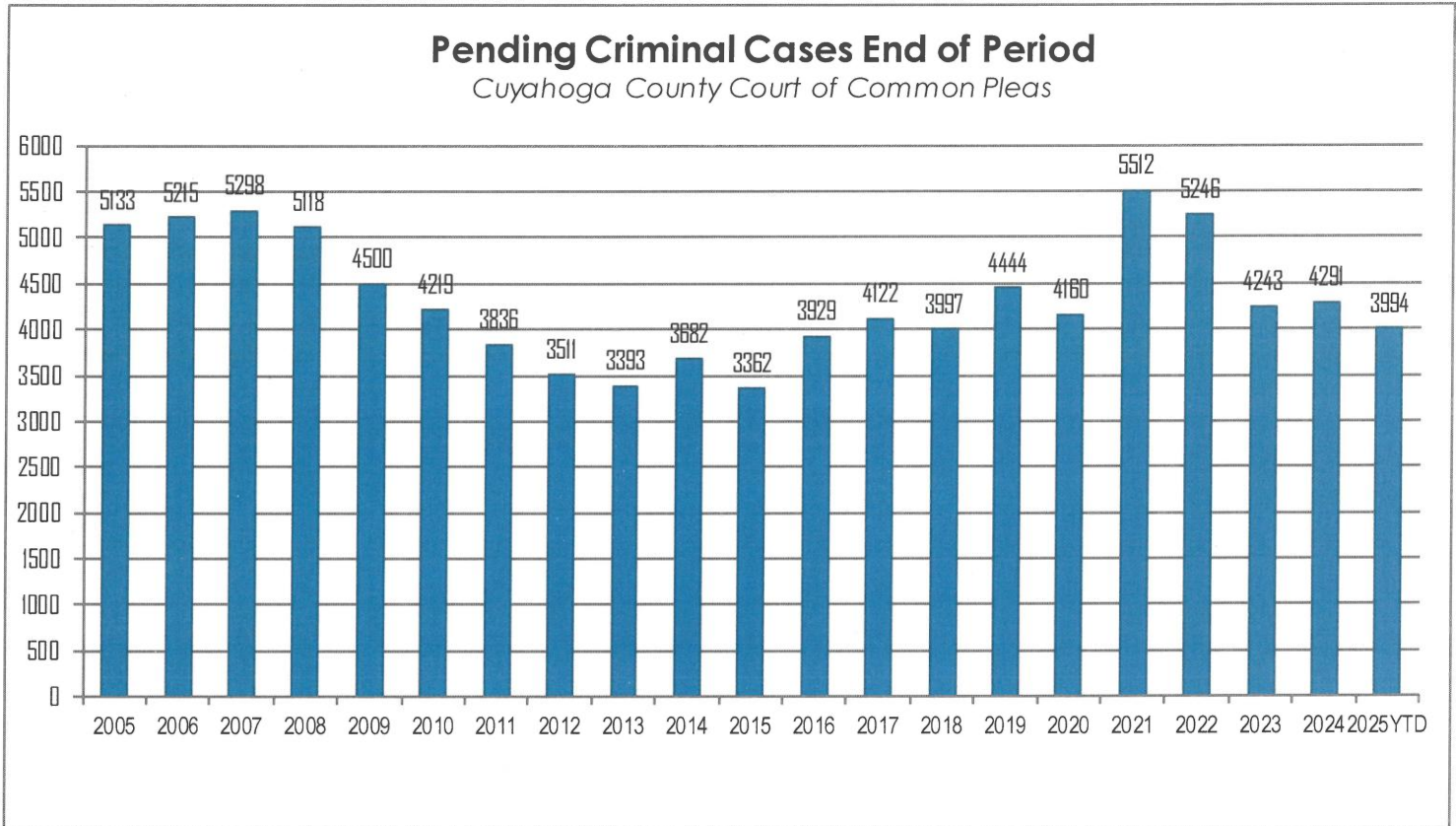
The following chart represents cases that have been terminated by the court from 2005 – May 2025. These cases have been terminated either by trial; plea, dismissal or a defendant is unavailable for trial or sentencing.



CUYAHOGA COUNTY COMMON PLEAS COURT

Pending Criminal Cases End of Period

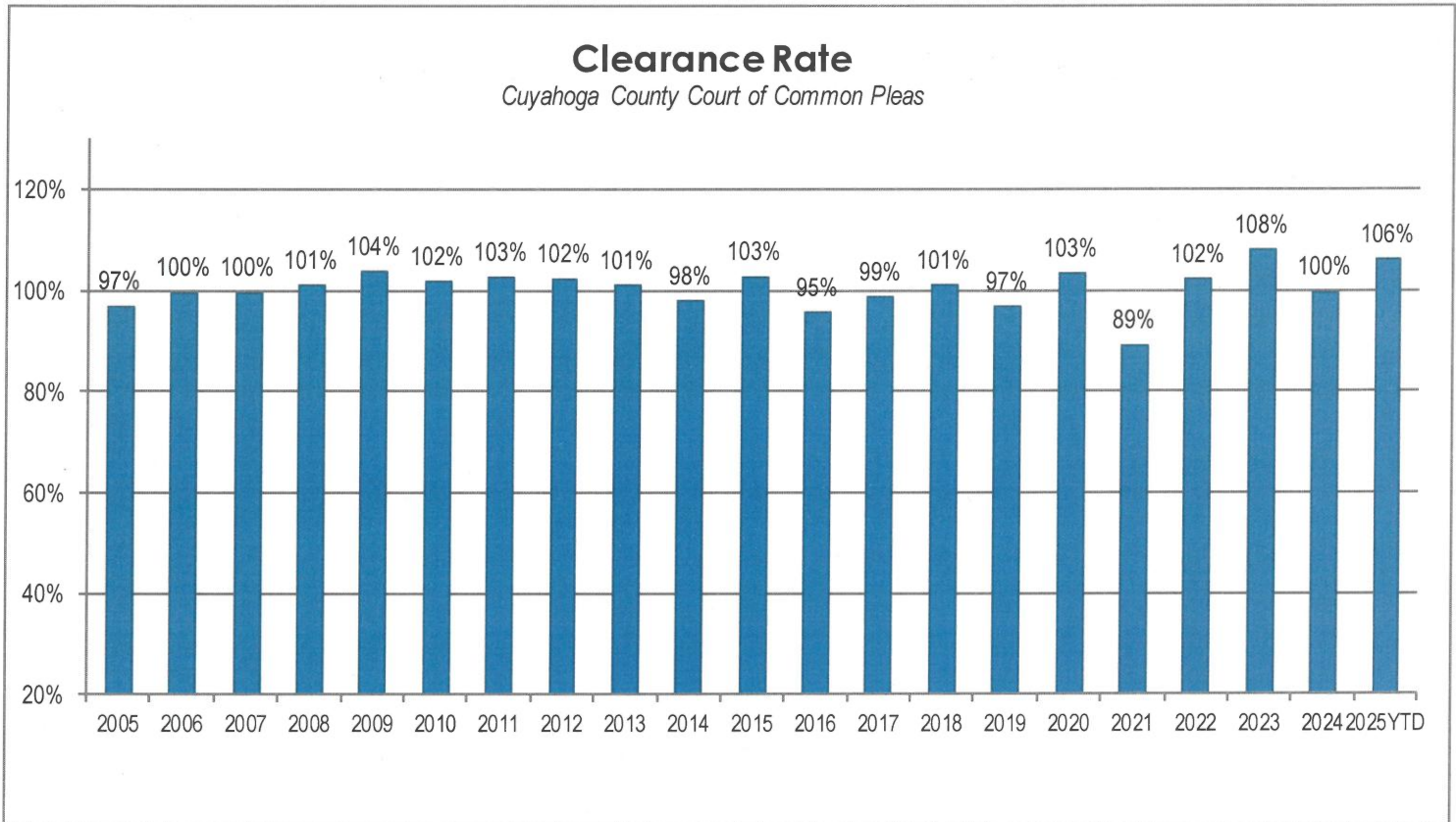
The following chart represents the total number of cases pending at the end of the reporting period from 2005 – May 2025. Pending criminal cases at the end of the period is determined by adding the total number of pending cases at the beginning of the reporting period, and all newly filed, re-activated and transferred in cases. The total number of cases terminated in the period is subtracted from the sum total pending at the beginning of the period to give the value pending at the end of the period.



CUYAHOGA COUNTY COMMON PLEAS COURT

Clearance Rate

The Clearance Rate is the total number of outgoing cases as a percentage of the number of incoming cases. Clearance rate measures whether the court is keeping up with its incoming caseload. If cases are not disposed in a timely manner, a backlog of cases awaiting disposition will grow. A Clearance Rate of 100% indicates that at least as many cases have been filed, reopened, or reactivated in a period have been disposed.



Arrest to Disposition Timeline

Arrest to disposition timeline is a method to measure how felony cases flow through the Cuyahoga County Criminal Justice System. By capturing how long a case takes to move from stage to stage, we can examine where problems may exist and where potential improvements in case processing can be made.

The source data was extracted from the Cuyahoga County Court of Common Pleas Case Management System. The overall population of sample data was based on cases terminated in a given month excluding cases that have gone through diversion programs. A case is defined as a defendant and all charges involved in a single incident. The period for the extracted data is from May 2025.

The stages examined were:

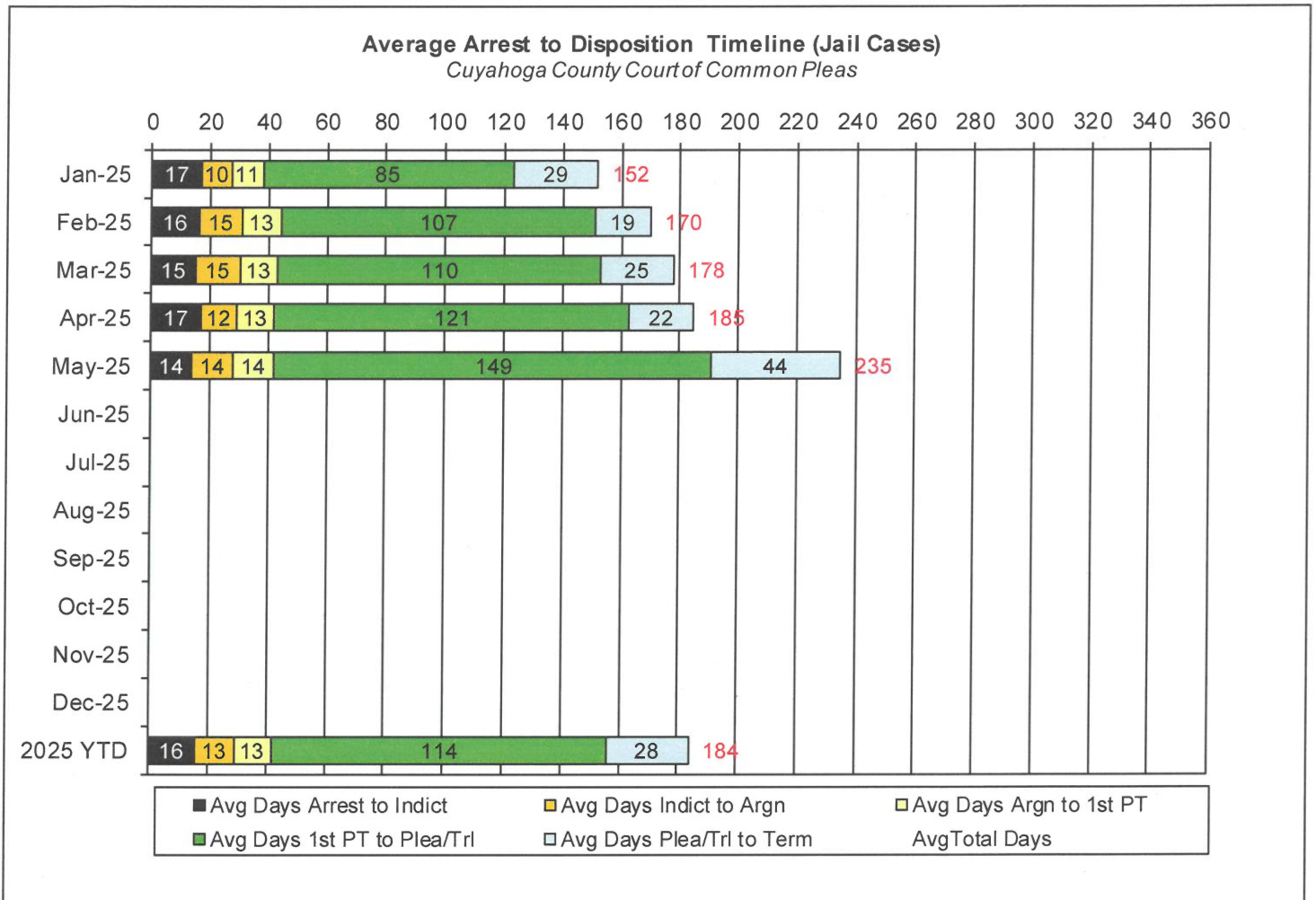
Arrest to Indictment
Indictment to Arraignment
Arraignment to 1st Pre-Trial
1st Pre-Trial to Plea/Trial
Plea/Trial to Termination

Due to the fact that each case may or may not have all of the stage date elements, a method to arrive at stage averages was applied. For a case to be included in the average for a stage there would need to be both dates for the given stage. A case would be included in the Arrest to Indictment stage if both arrest date and indictment date were available. This method was applied to each of the five stages. Next we calculated the total number of cases that met the date criteria for each of the ranges and also the total number of days between each date. To arrive at an average, the total number of days for each case in each range was calculated and divided by the total number of cases that met the date criteria. If a case had a time period or periods where the defendant was capiased or referred to the Psych Clinic, that amount of time was subtracted from the appropriate range. For re-indicted cases, the original arrest date is used.

The following three charts are for Jail, Non-Jail and combined Jail and Non-Jail cases. Jail and Non-Jail cases are defined by the posting of bond prior to plea or trial.

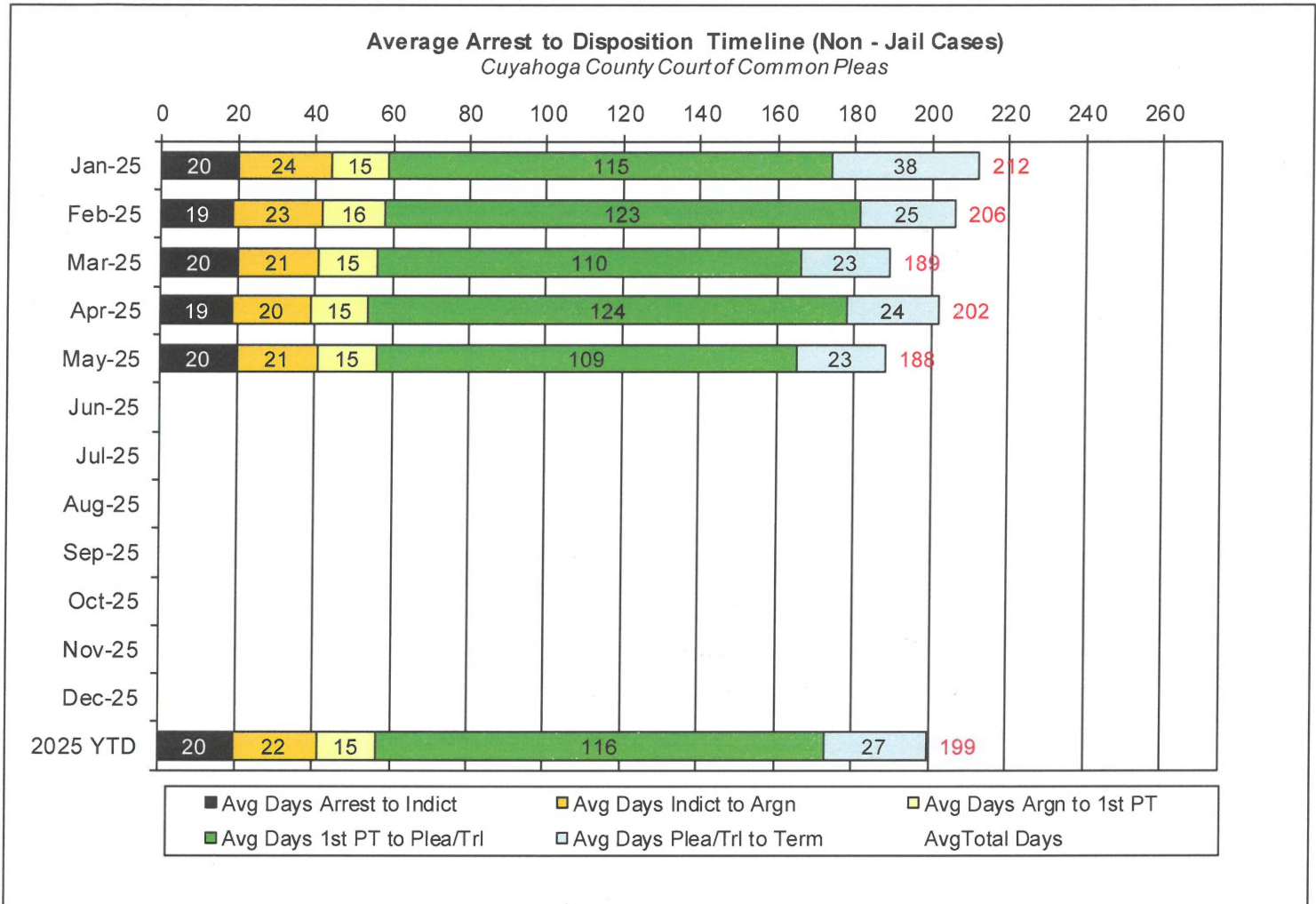
CUYAHOGA COUNTY COMMON PLEAS COURT

Average Arrest to Disposition Timeline (Jail Cases)



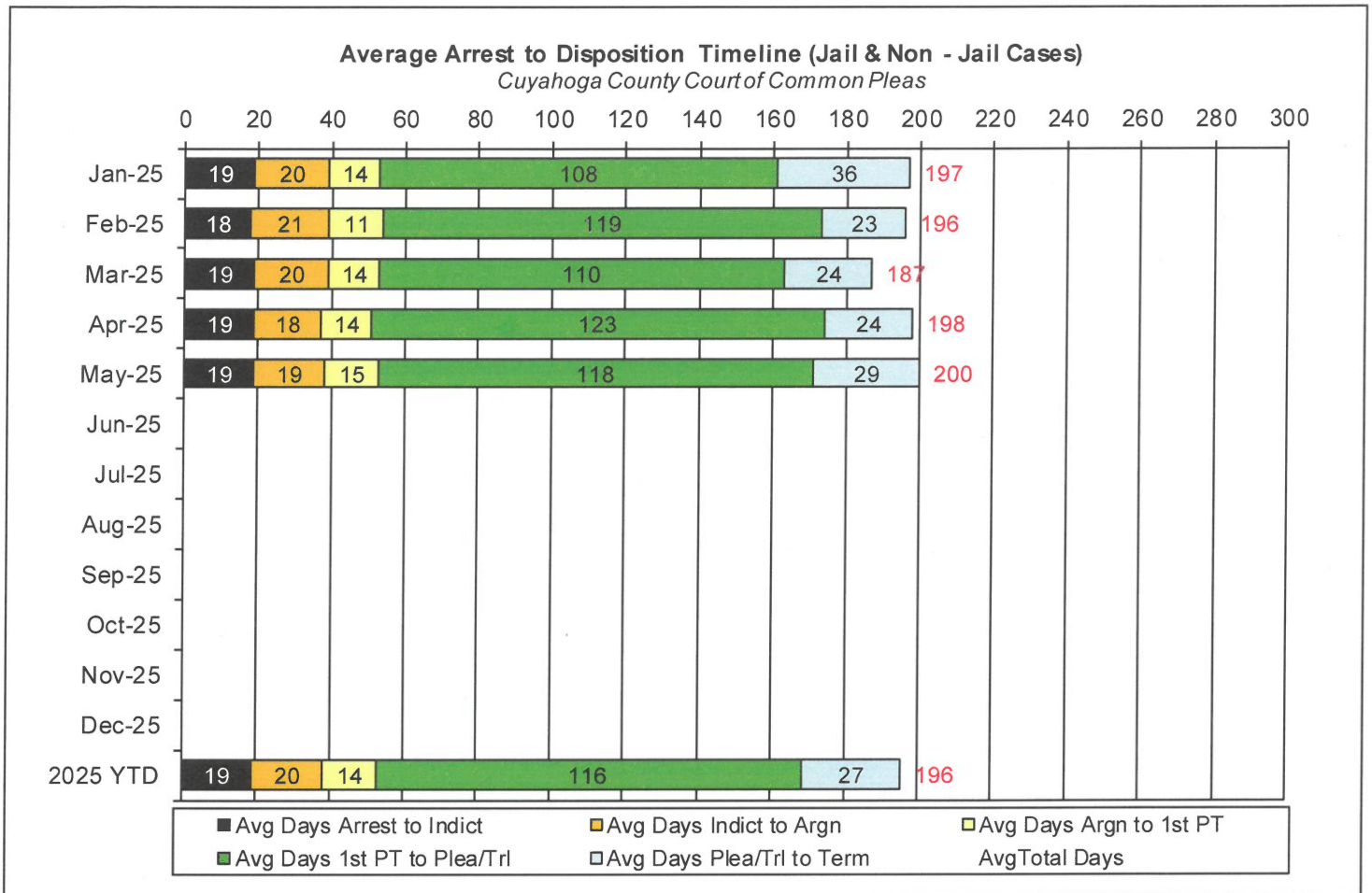
CUYAHOGA COUNTY COMMON PLEAS COURT

Average Arrest to Disposition Timeline (Non-Jail Cases)



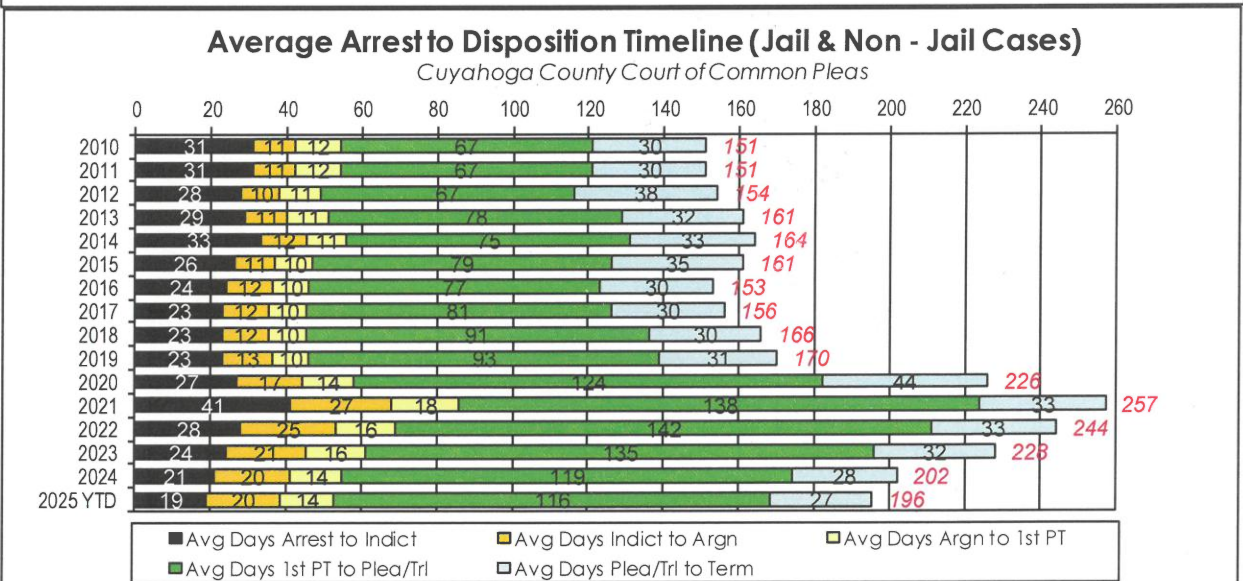
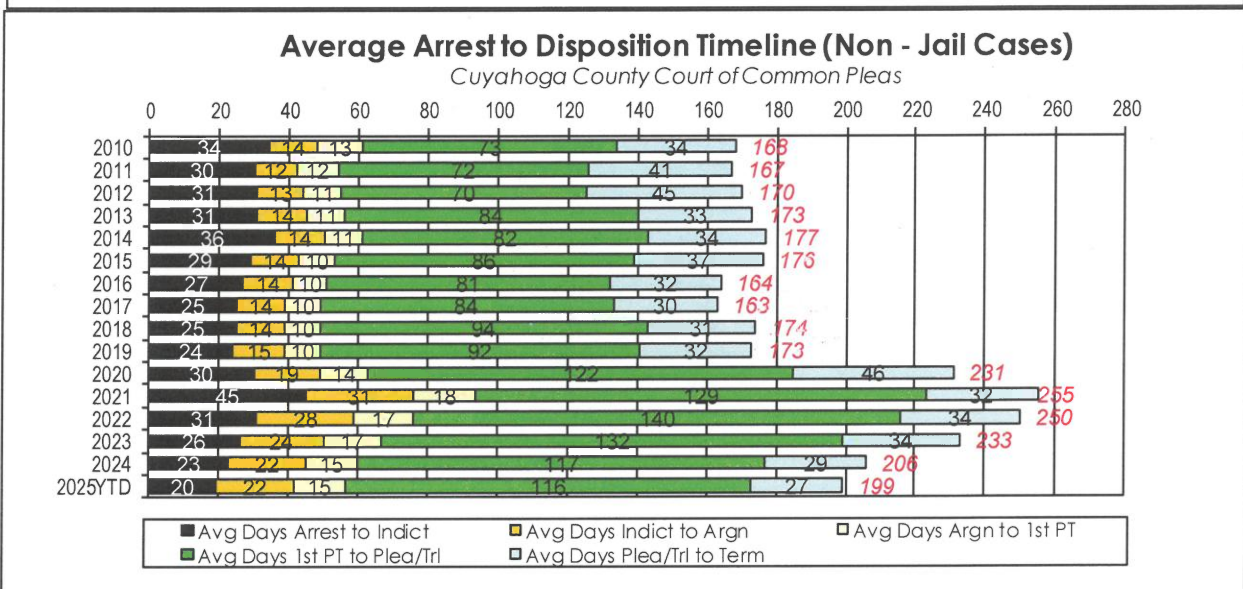
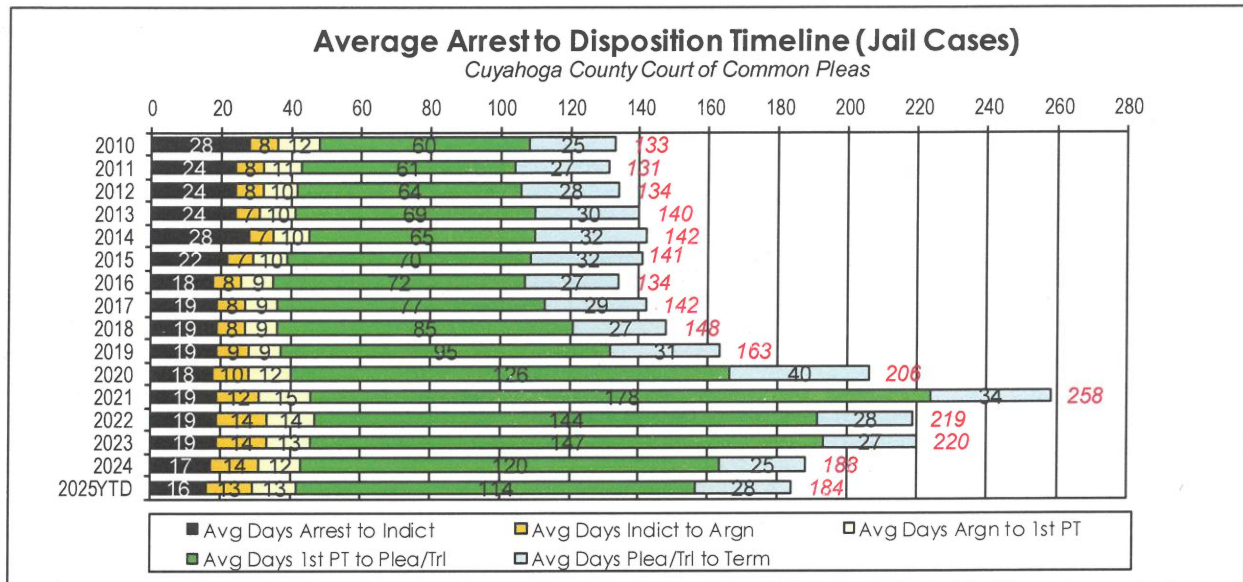
CUYAHOGA COUNTY COMMON PLEAS COURT

Average Arrest to Disposition Timeline (Jail and Non-Jail Cases)



CUYAHOGA COUNTY COMMON PLEAS COURT

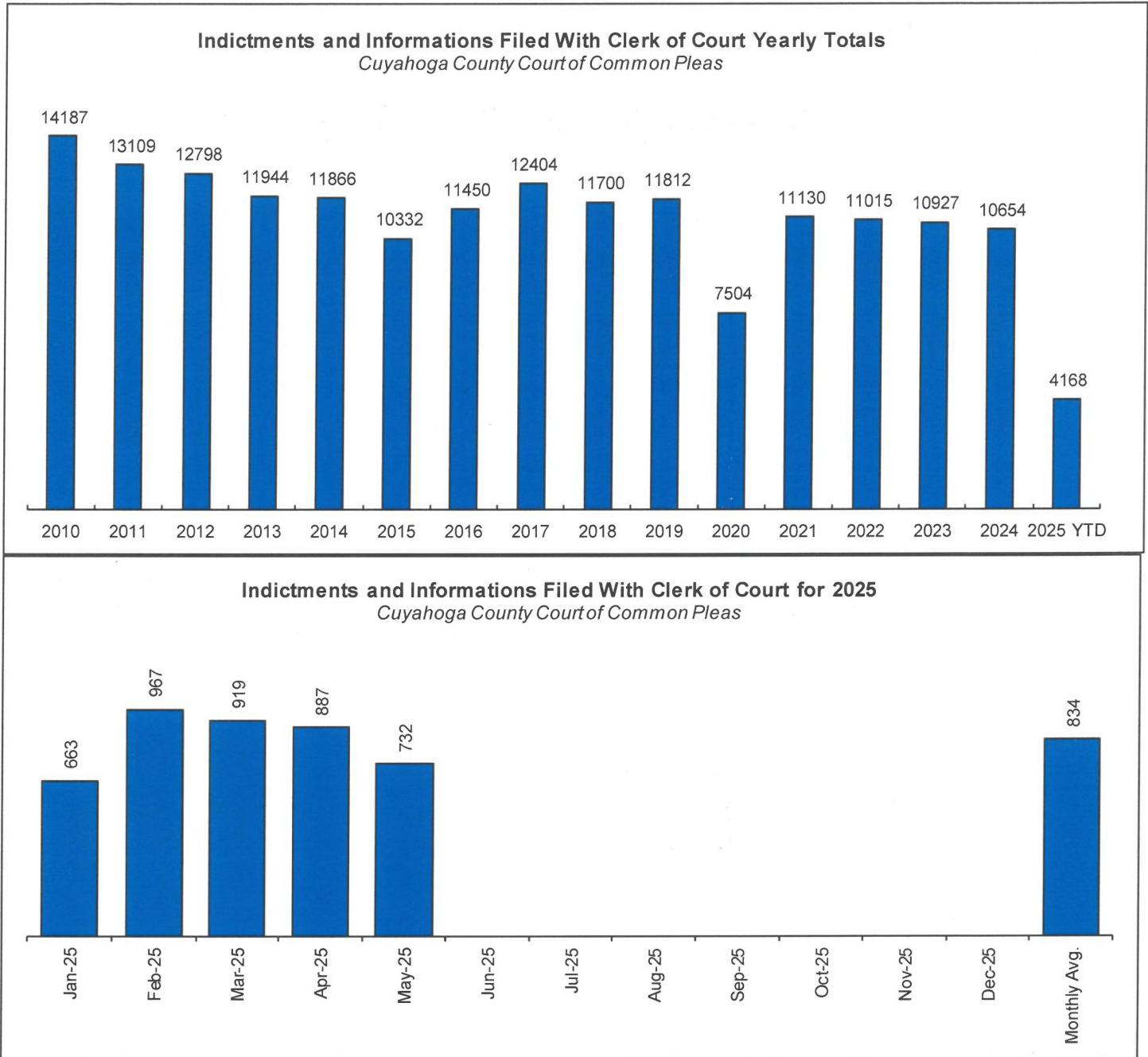
Yearly Average Arrest to Disposition Timeline



CUYAHOGA COUNTY COMMON PLEAS COURT

Indictments and Informations Filed With the Clerk of Courts

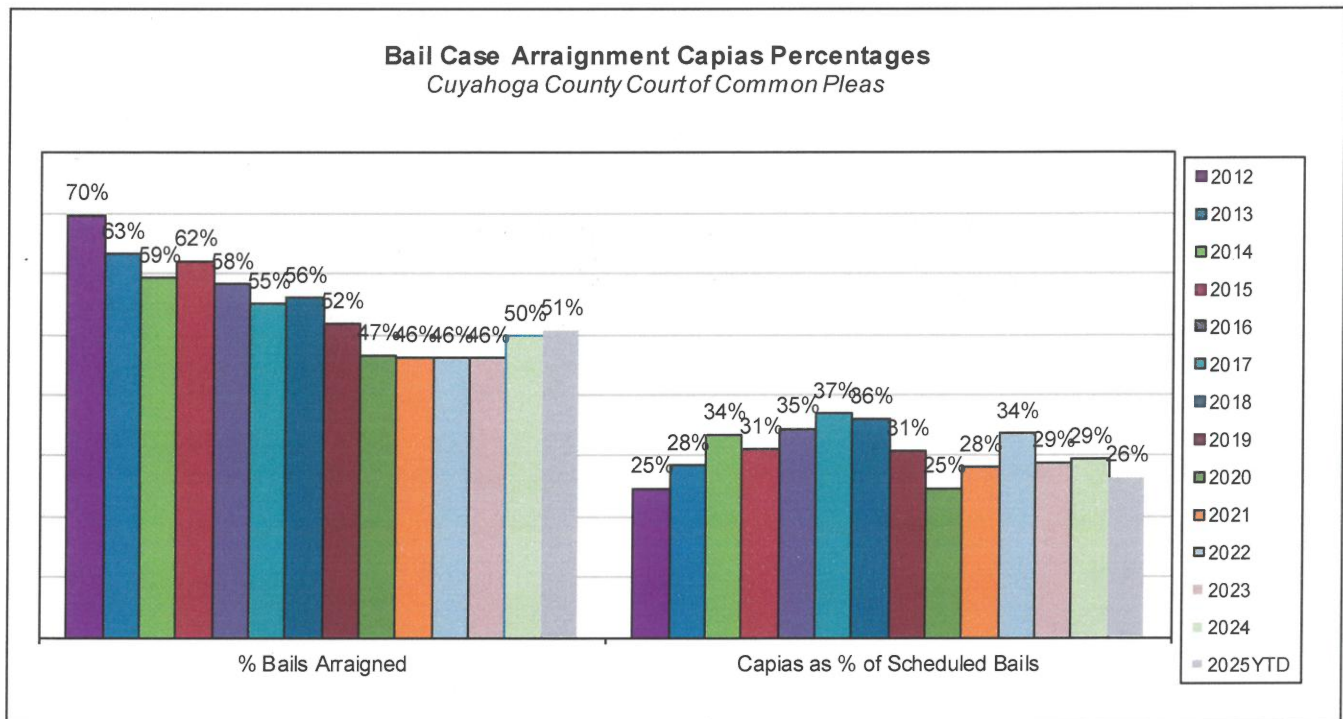
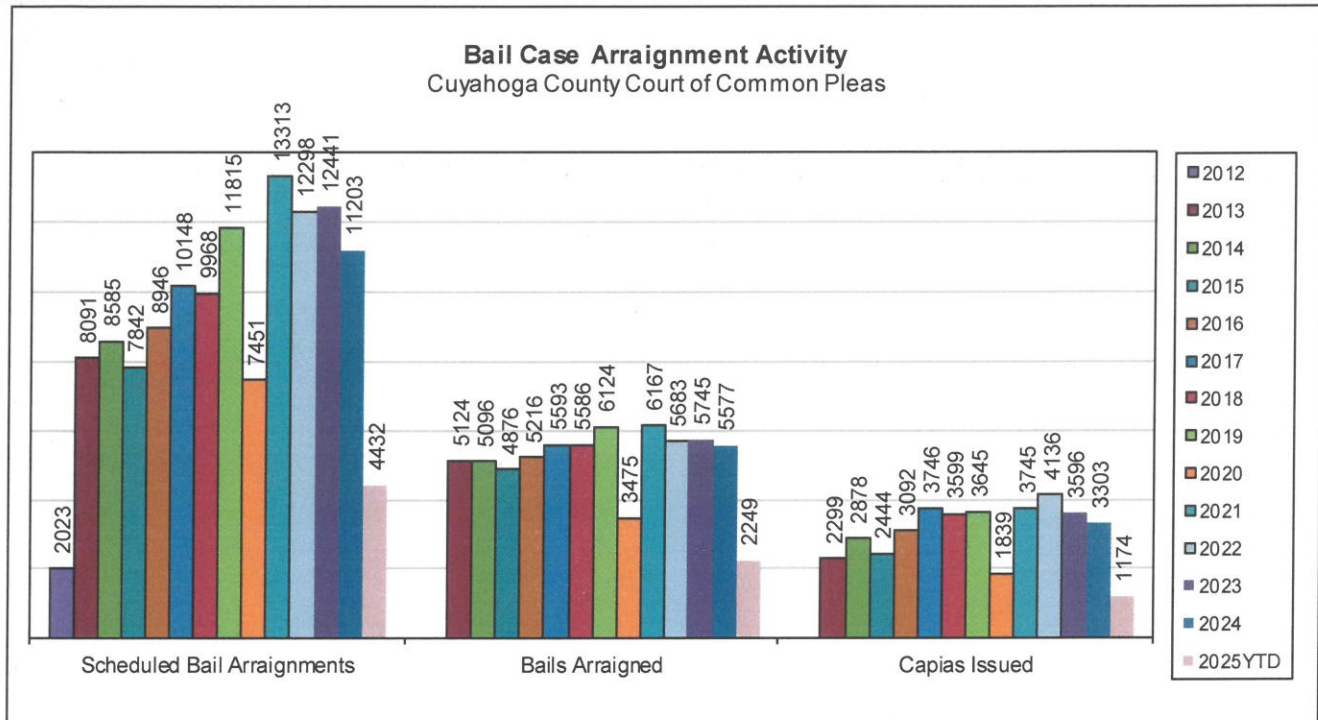
The following charts are reflective of Indictments and Informations filed with the Criminal Clerk of Courts from 2010. The source for this information was the Criminal Clerk's Office.



CUYAHOGA COUNTY COMMON PLEAS COURT

Bail Case Arraignment Activity

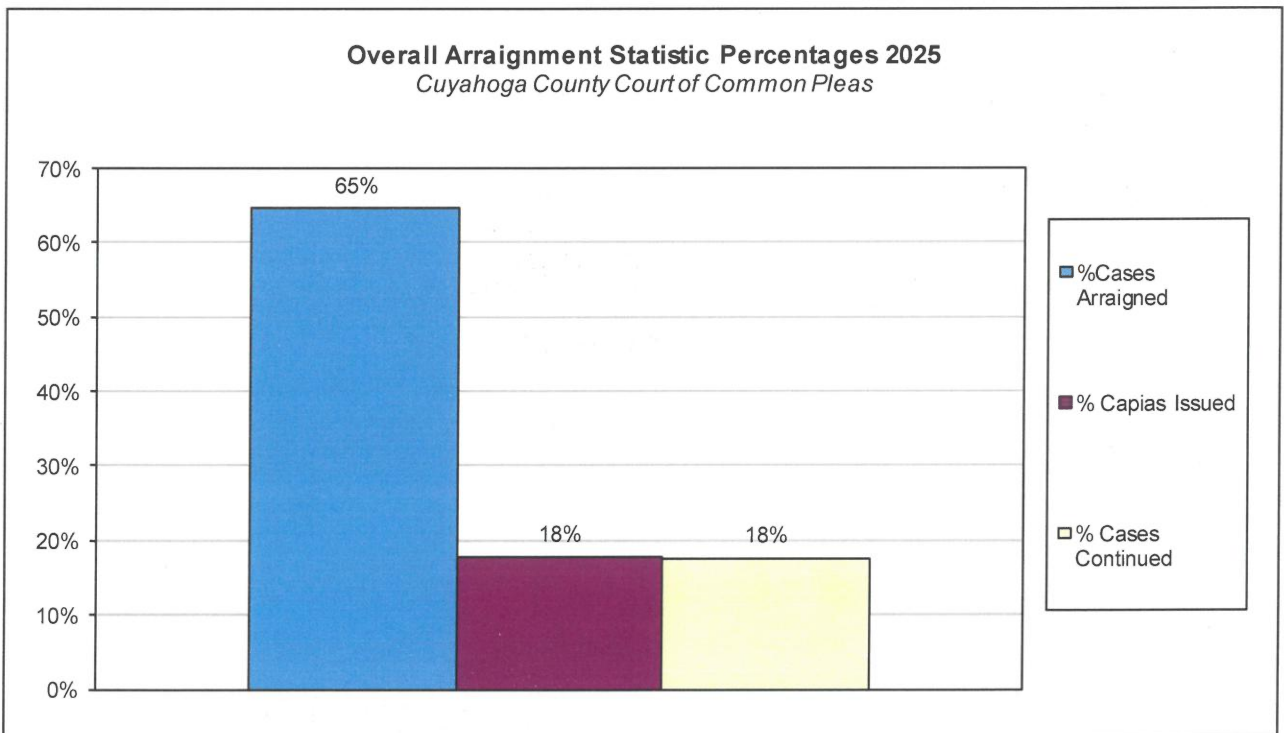
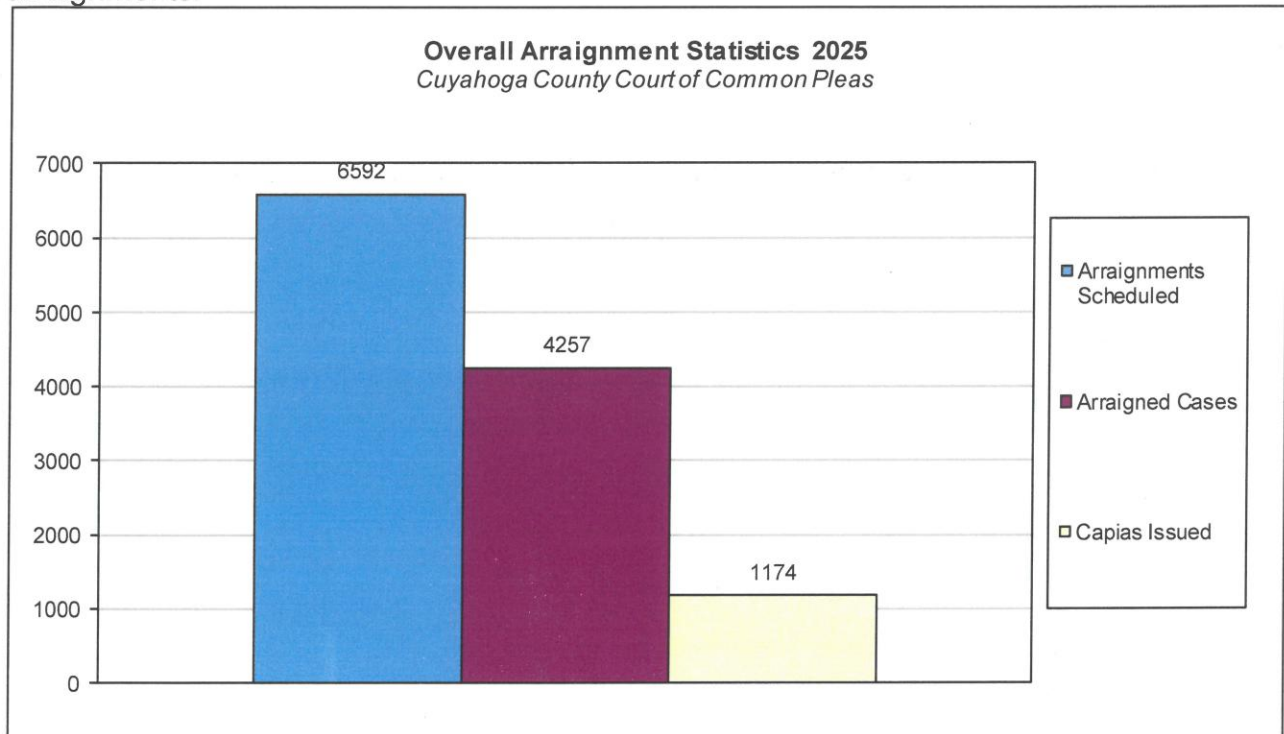
The following charts are reflective of arraignment activity where the defendant was not incarcerated at the time of arraignment. The source for this information was the Criminal Records Department.



CUYAHOGA COUNTY COMMON PLEAS COURT

Overall Arraignment Statistics

The arraignment statistics were provided by the Criminal Records Department. They are provided to give a representation of arraignment activity in the Court in 2025. These statistics include jail and non – jail arraignments.



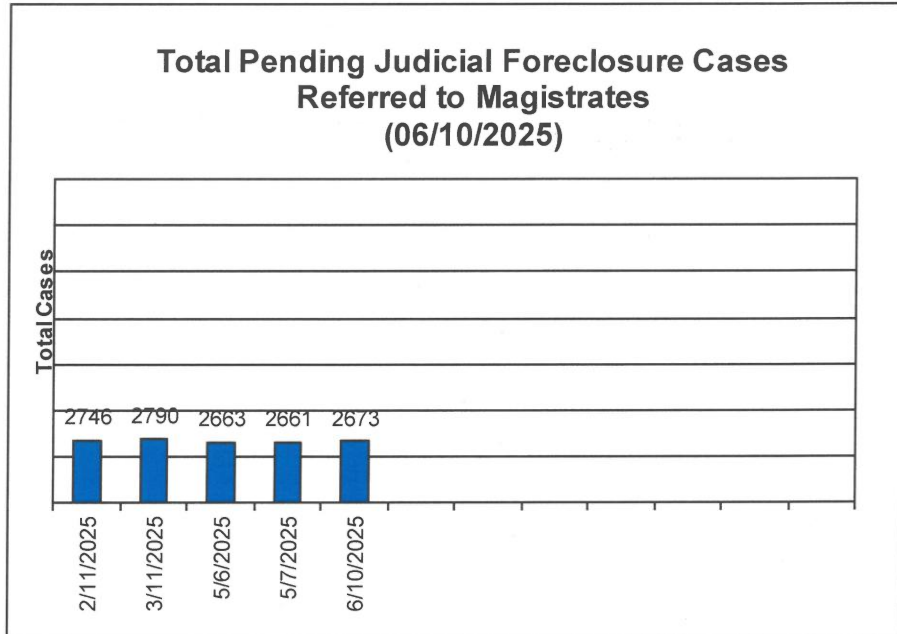
Judicial Foreclosure Statistics¹

¹ For clarification purposes, Foreclosure cases in this report are identified as Judicial Foreclosure filings (filing codes 1460 (Foreclosure Marsh. Of Lien), 1465(Tax Lien), 1466 (Tax Certificate), 1470 (Quiet Title), and 1480 (Partition)). These cases are different from Board of Revision Foreclosures, which are not reported here.

CUYAHOGA COUNTY COMMON PLEAS COURT

Total Pending Judicial Foreclosure Cases Referred to Magistrates

The following chart is a display of the total number of pending Judicial Foreclosure cases referred to the Magistrates on specific dates. The table below shows the number of these cases pending from each year since 2012.

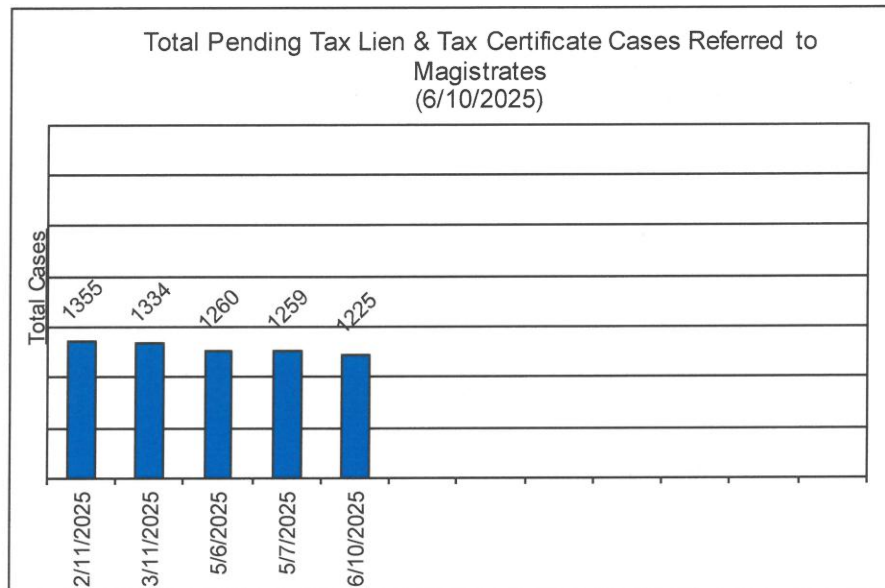


	As of:	2/11/2025	3/11/2025	5/6/2025	5/7/2025	6/10/2025							
Year													
2015		1	1	0	0	0							
2016		0	0	0	0	0							
2017		1	2	1	1	0							
2018		4	4	6	6	5							
2019		4	5	3	3	5							
2020		2	3	0	0	0							
2021		6	10	8	8	7							
2022		13	13	11	11	7							
2023		99	83	49	49	36							
2024		2013	1660	941	934	688							
2025		603	1009	1644	1649	1925							
Total		2746	2790	2663	2661	2673							

CUYAHOGA COUNTY COMMON PLEAS COURT

Total Pending Tax Lien & Certificate Cases Referred to Magistrates

The following chart is a display of the number of pending tax Judicial Foreclosure cases referred to the Magistrates on specific dates. The table below shows the number of pending tax Judicial Foreclosure cases in each year since 2010.




	As of:	2/11/2025	3/11/2025	5/6/2025	5/7/2025	6/10/2025							
Year													
2010		1	1	1	1	1							
2012		1	1	1	1	1							
2015		2	2	2	2	2							
2016		2	2	2	2	2							
2017		1	2	1	1	0							
2018		2	2	5	5	4							
2019		3	3	2	2	2							
2020		1	2	0	0	0							
2021		4	7	5	5	5							
2022		1	2	2	2	1							
2023		18	12	5	5	6							
2024		1034	844	443	441	289							
2025		285	454	791	792	912							
Total		1355	1334	1260	1259	1225							

CUYAHOGA COUNTY COMMON PLEAS COURT

Percentage of Pending Judicial Foreclosure Cases By Filing Year

The following chart is a representation of the total number of pending Judicial Foreclosure cases by filing year expressed as a percentage on a specific date. The table below is the supporting data for this chart.

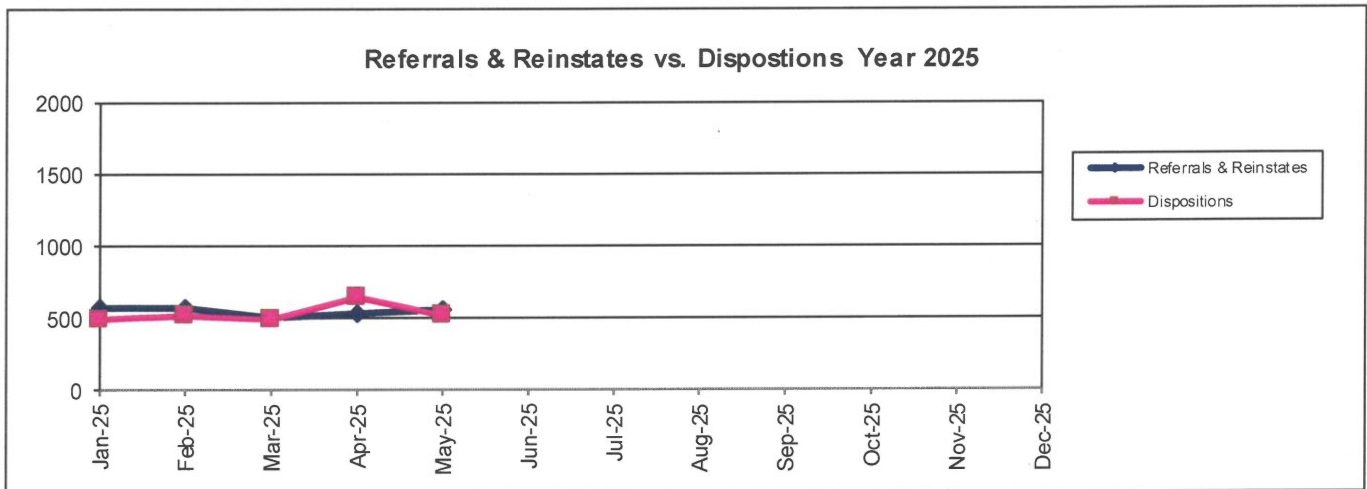
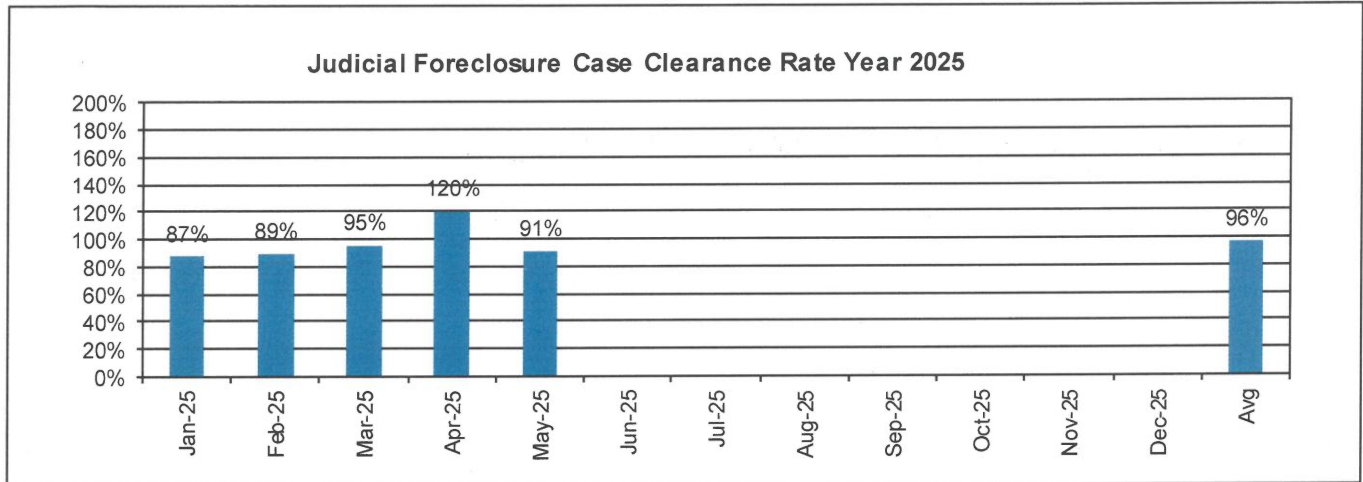


	As of:	6/10/2025	% of Total
Year			
2015		0	0.00%
2016		0	0.00%
2017		0	0.00%
2018		5	0.19%
2019		5	0.19%
2020		0	0.00%
2021		7	0.26%
2022		7	0.26%
2023		36	1.35%
2024		688	25.74%
2025		1925	72.02%
Total		2673	100.00%

CUYAHOGA COUNTY COMMON PLEAS COURT

Judicial Foreclosure Clearance Rate Year 2025

The Clearance Rate is the number of outgoing cases as a percentage of the number of incoming cases. Clearance rate measures whether the court is keeping up with its incoming caseload. If cases are not disposed in a timely manner, a backlog of cases awaiting disposition will grow. A Clearance Rate of 100% indicates that at least as many cases as have been filed, reopened, or reactivated in a period have been disposed.

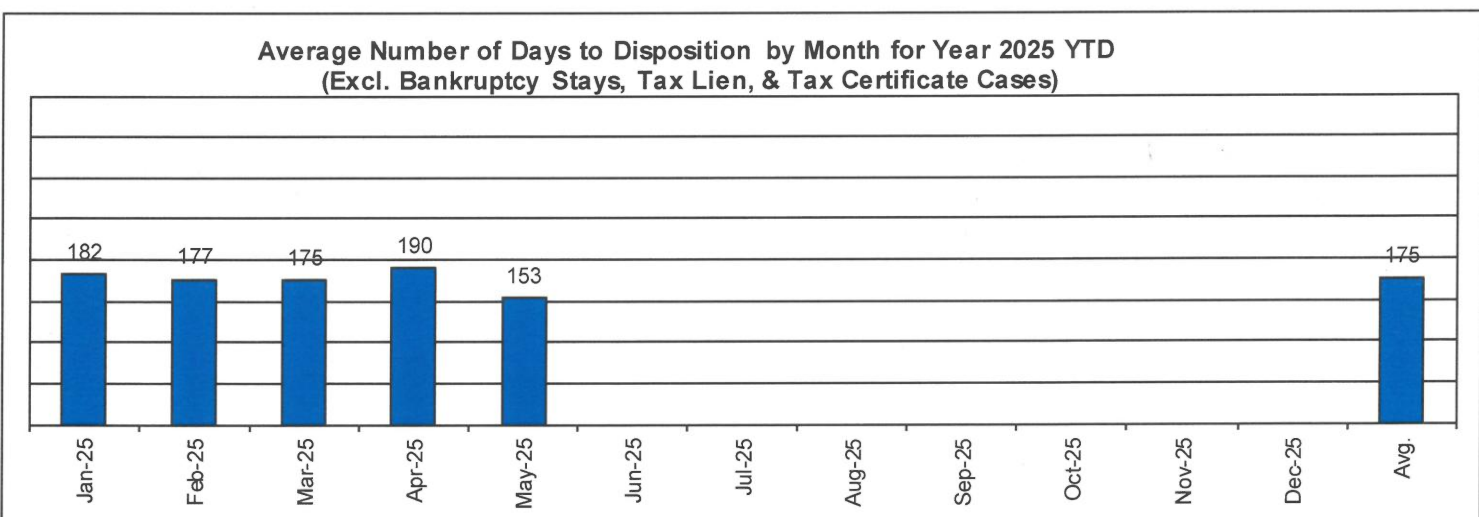
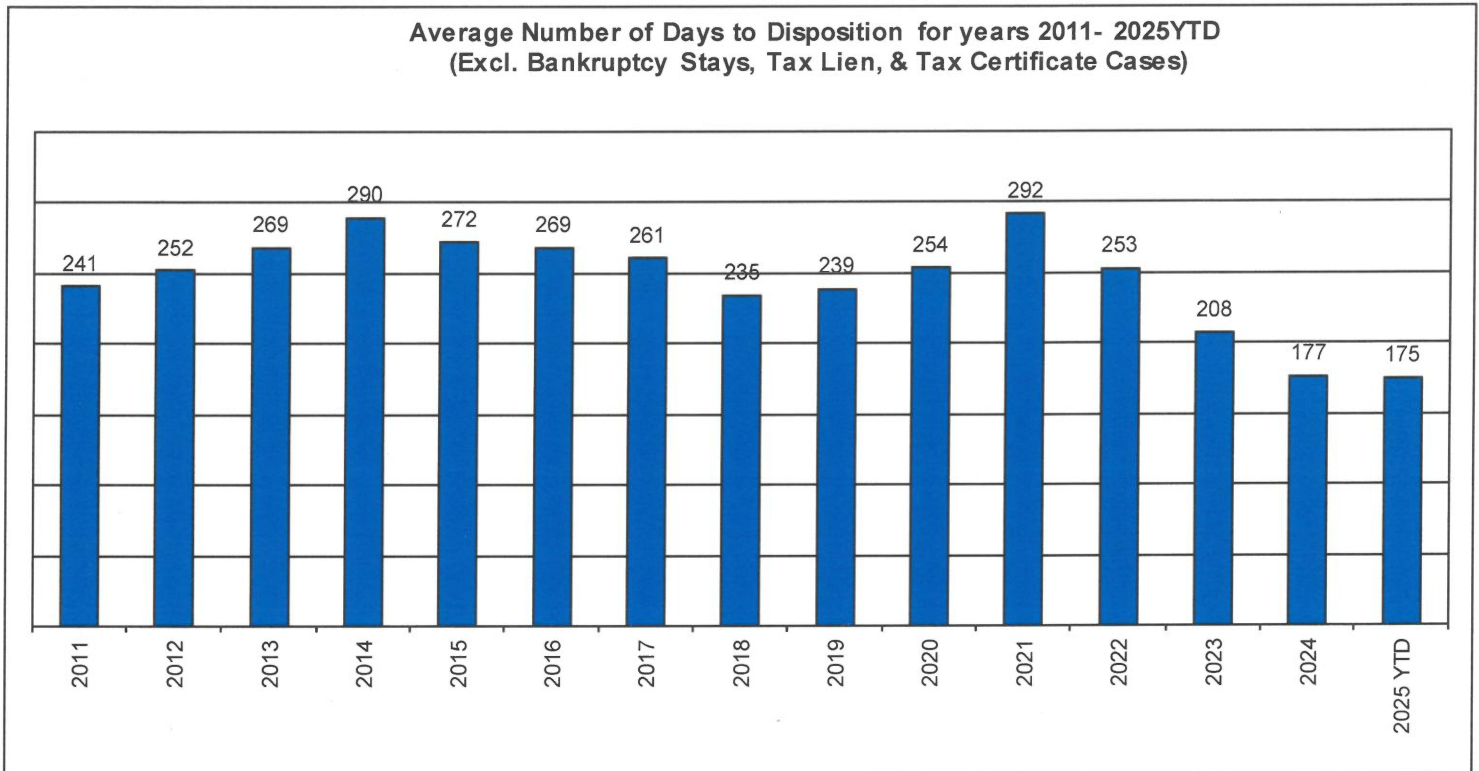


	Referrals & Reinstates	Dispositions	Clearance Rate
Jan-25	564	492	87%
Feb-25	575	513	89%
Mar-25	508	485	95%
Apr-25	531	639	120%
May-25	560	509	91%
Jun-25			
Jul-25			
Aug-25			
Sep-25			
Oct-25			
Nov-25			
Dec-25			
Avg	548	528	96%
Total	2738	2638	

CUYAHOGA COUNTY COMMON PLEAS COURT

Avg. Number of Days to Disp. (Excl. Bank. Stays & Tax Lien & Tax Cert.)

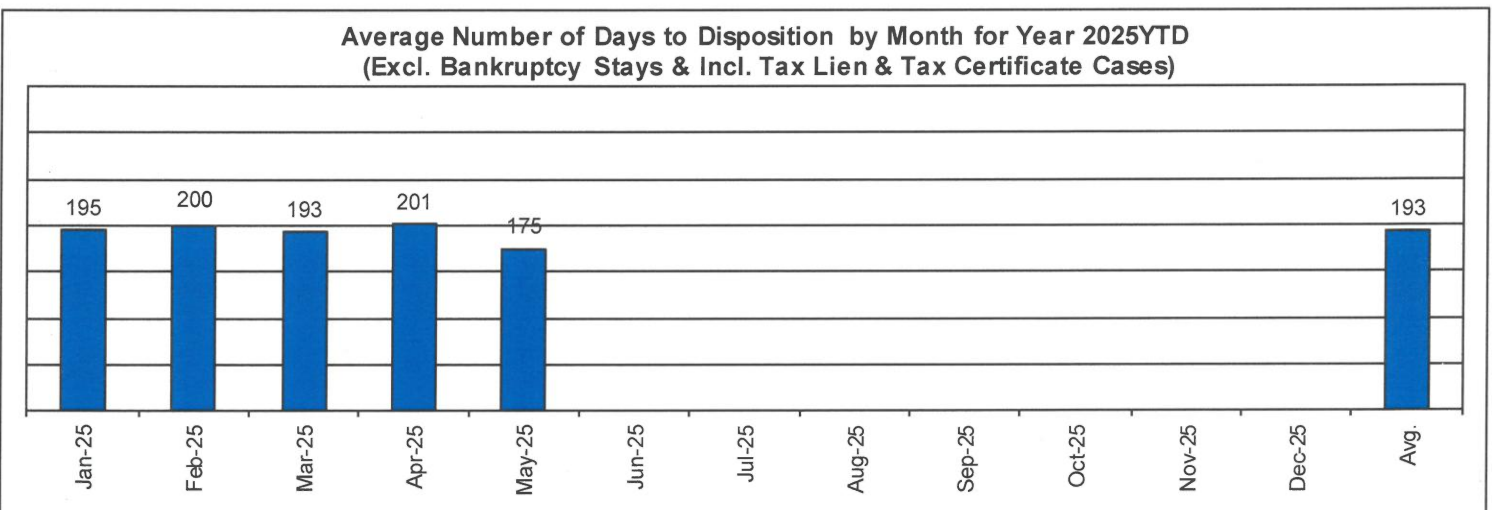
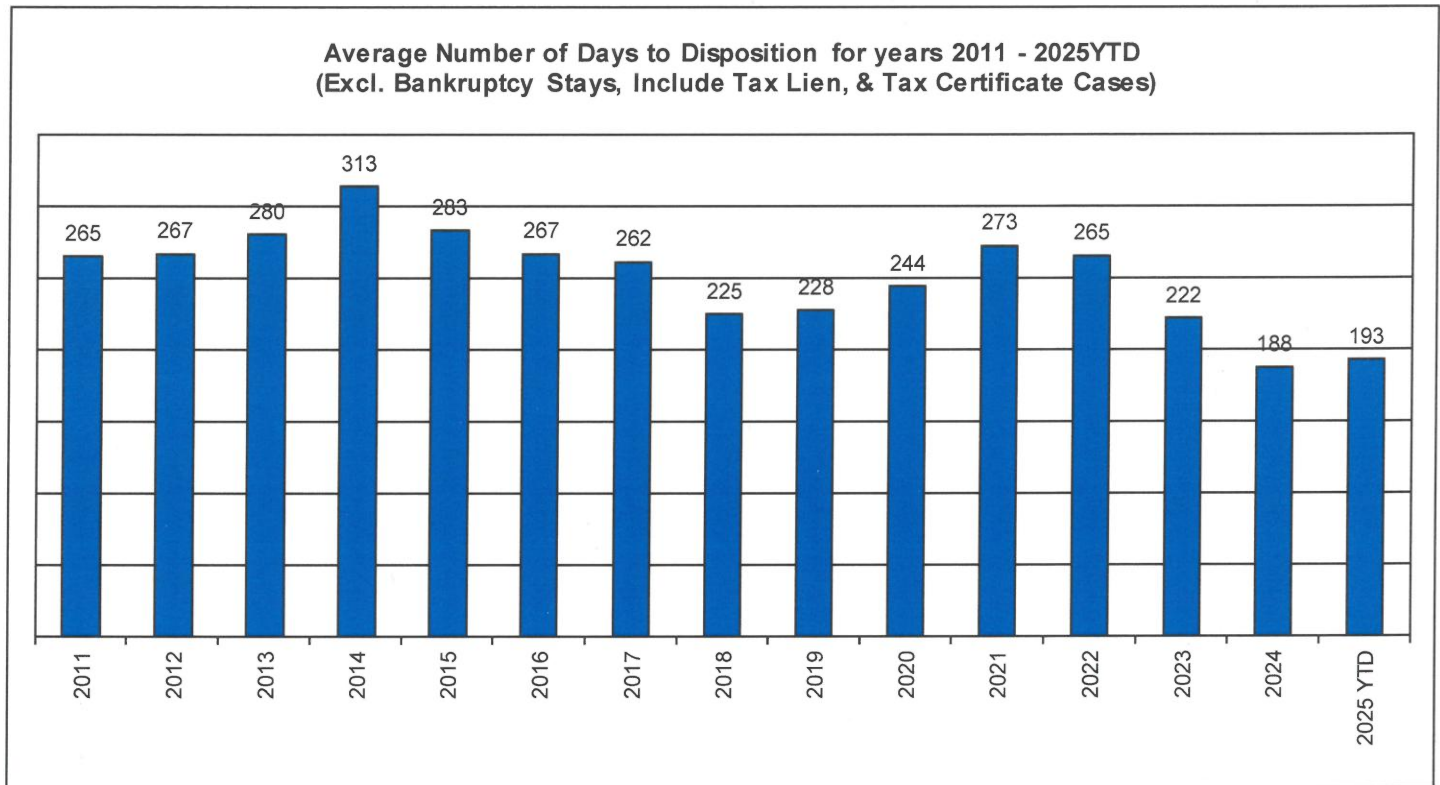
The average number of days to disposition is the number of days from filing to a final disposition entry being filed with the Clerk of Court. The data sample is based on all judicial foreclosure cases terminated by decree or dismissal (cases terminated by bankruptcy are not included) in a month. Each case is examined to determine the number of days between filing and termination with the periods that a case may have been in bankruptcy subtracted. Adding the total days of all of the cases minus bankruptcy periods and dividing by the total number of cases calculates the average. In the following chart, tax judicial foreclosure cases are excluded.



CUYAHOGA COUNTY COMMON PLEAS COURT

Avg. Number of Days to Disp. (Excl. Bank. Stays & Incl. Tax Lien & Tax Cert.)

The average number of days to disposition is the number of days from filing to a final disposition entry being filed with the Clerk of Court. The data sample is based on all Judicial Foreclosure cases terminated by decree or dismissal (cases terminated by bankruptcy are not included) in a month. Each case is examined to determine the number of days between filing and termination with the periods that a case may have been in bankruptcy subtracted. Adding the total days of all of the cases minus bankruptcy periods and dividing by the total number of cases calculates the average. In the following chart, all types of Judicial Foreclosure cases are included.

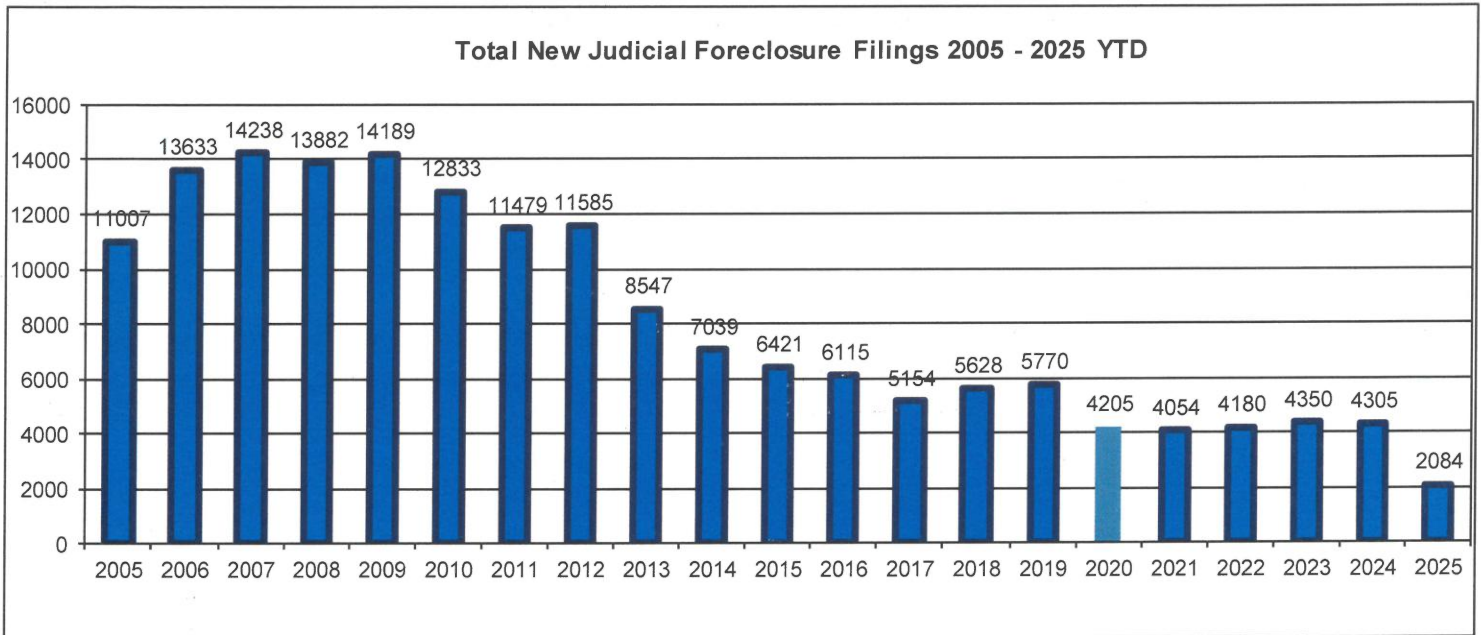


CUYAHOGA COUNTY COMMON PLEAS COURT

Total New Judicial Foreclosure Filings

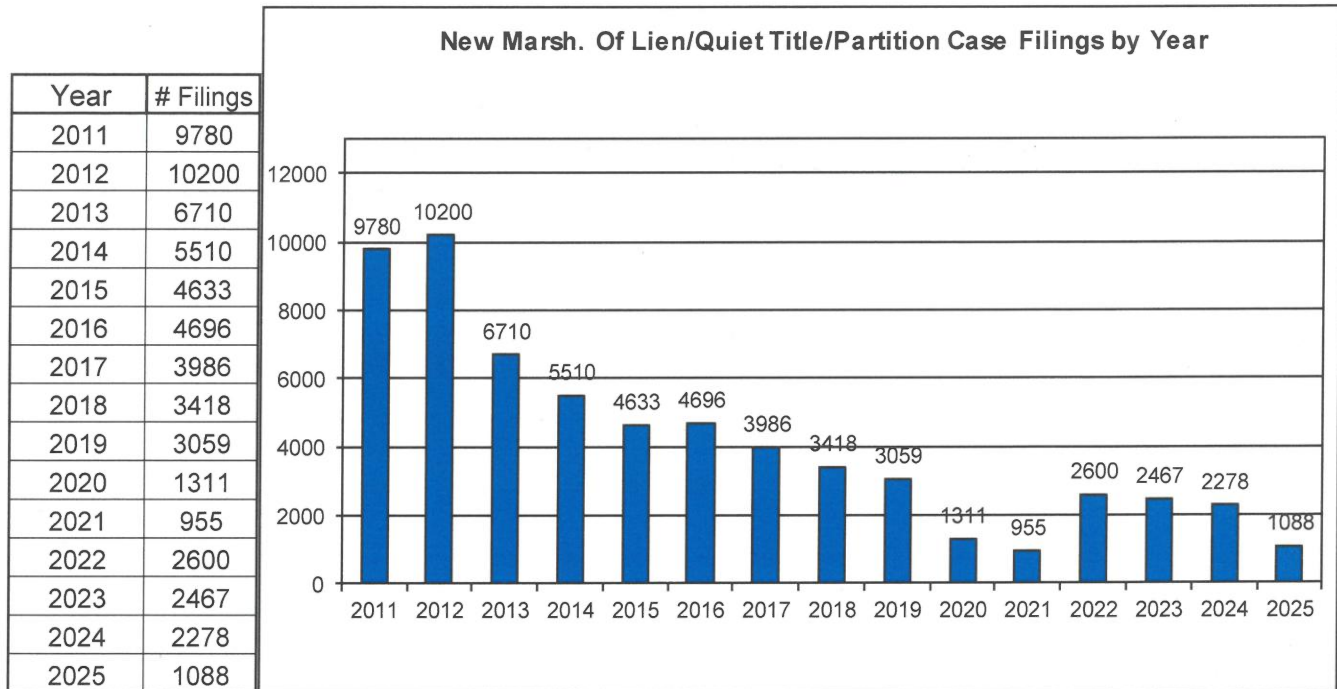
The following charts are provided as a historical view of new judicial foreclosure filings.

1. Total New Judicial Foreclosure Filings from 2005 – 2025 by year
2. Total New Marsh of Lien/Quiet Title/Partition Filings from 2011 – 2025 by month
3. Total New Tax Lien & Tax Certificate Filings for 2011 – 2025 by month
4. Total New Judicial Foreclosure Filings from 2011 – 2025 by month

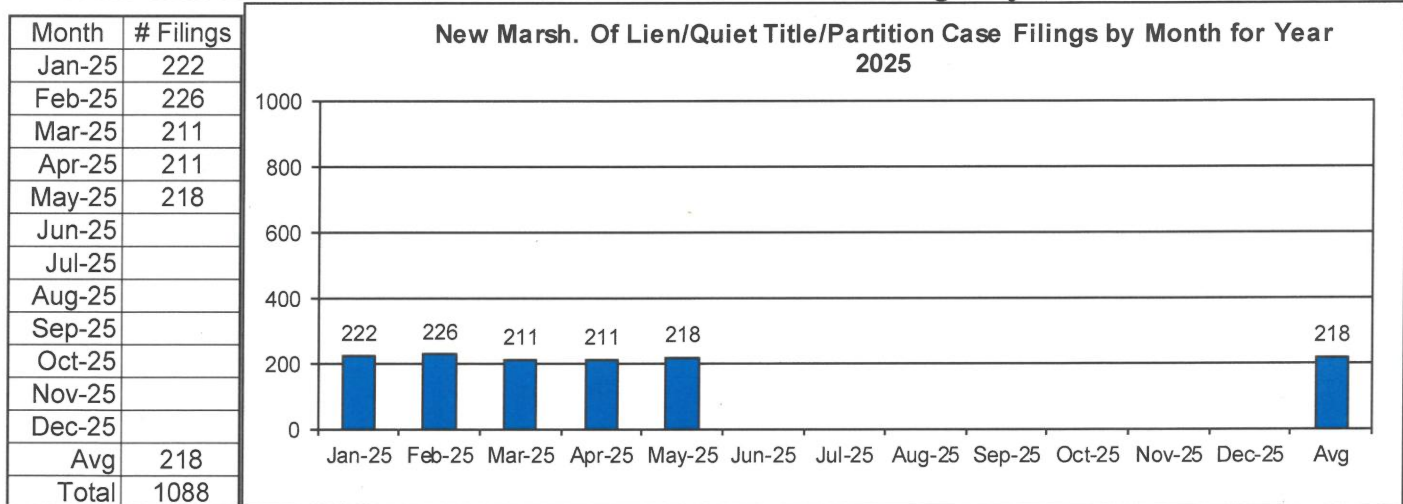


CUYAHOGA COUNTY COMMON PLEAS COURT

New Marsh of Lien/Quiet Title/Partition Case Filings for Years 2011 – 2025 YTD

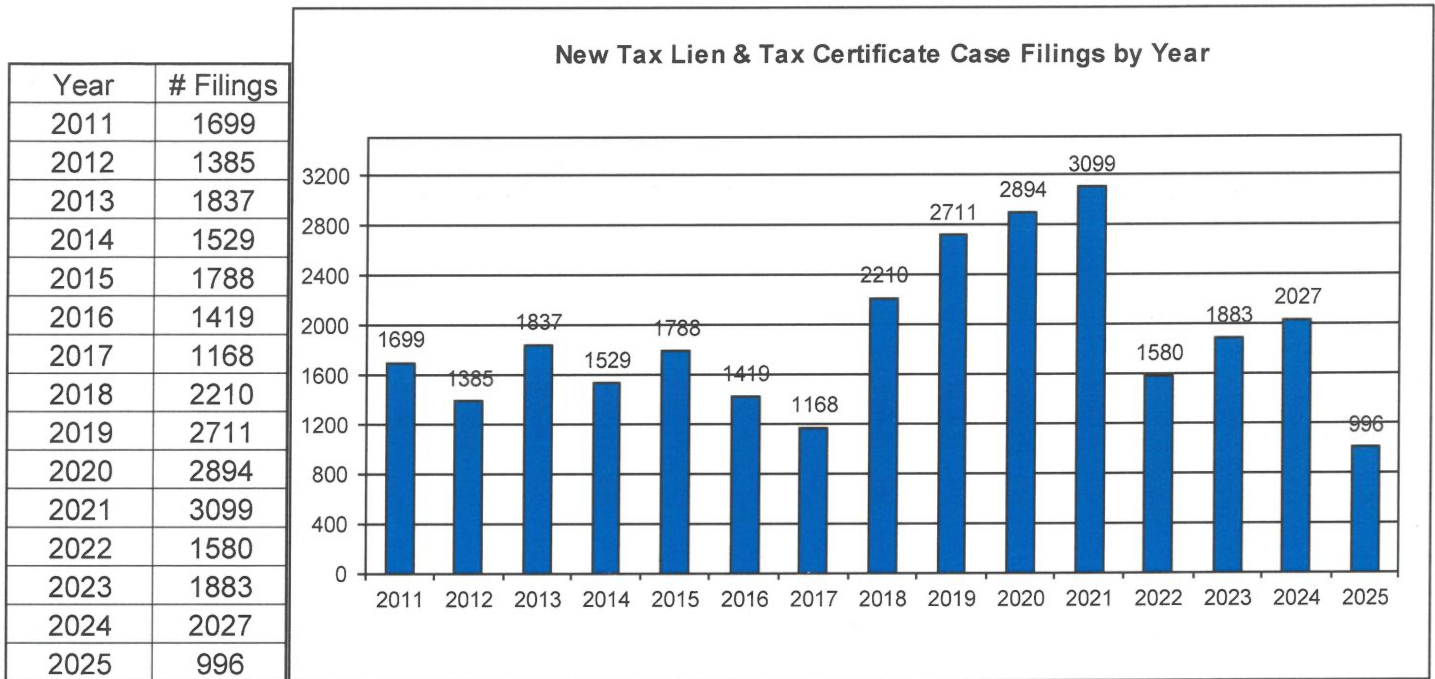


New Marsh of Lien/Quiet Title/Partition Case Filings by month for 2025 YTD

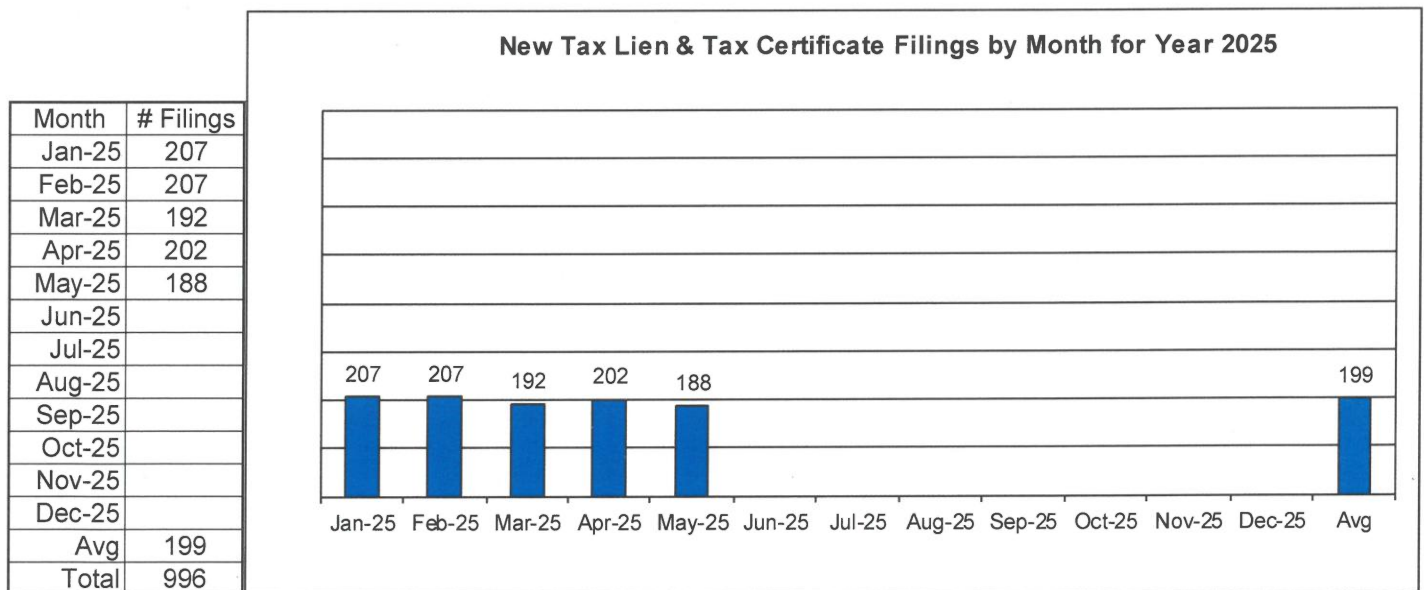


CUYAHOGA COUNTY COMMON PLEAS COURT

New Tax Lien & Certificate Filings for Years 2011 – 2025 YTD



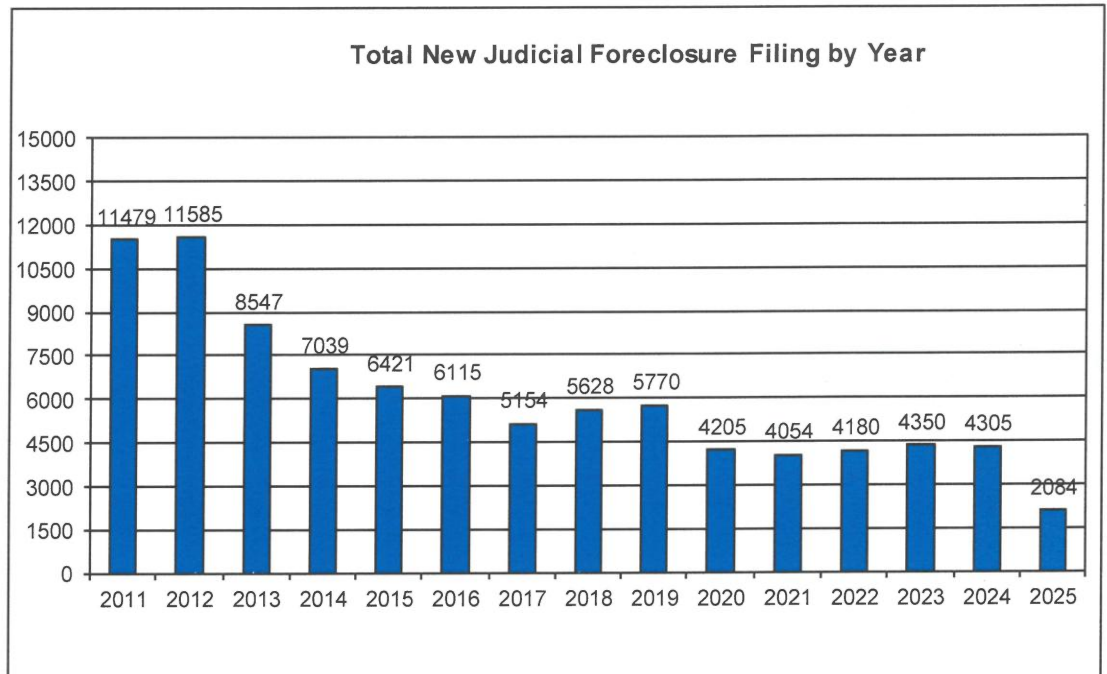
New Tax Lien & Certificate Filings by Month for Year 2025 YTD



CUYAHOGA COUNTY COMMON PLEAS COURT

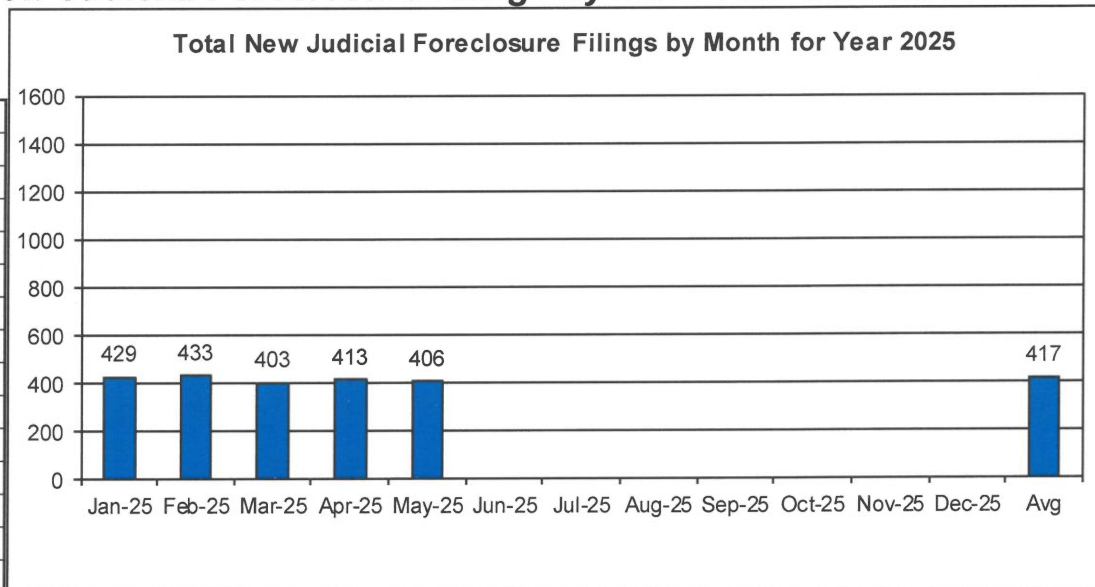
Total New Judicial Foreclosure Filings Years 2011 – 2025 YTD

Year	# Filings
2011	11479
2012	11585
2013	8547
2014	7039
2015	6421
2016	6115
2017	5154
2018	5628
2019	5770
2020	4205
2021	4054
2022	4180
2023	4350
2024	4305
2025YTD	2084



Total New Judicial Foreclosure Filings by Month for Year 2025 YTD

Month	# Filings
Jan-25	429
Feb-25	433
Mar-25	403
Apr-25	413
May-25	406
Jun-25	
Jul-25	
Aug-25	
Sep-25	
Oct-25	
Nov-25	
Dec-25	
Avg	417
Total	2084



Magistrate's Monthly Reports

The Magistrates' Monthly Report consists of 5 reports. Below is a description of each.

Magistrate's Monthly Supplemental Journal Entry Report (R415)

Retrieves total number of supplemental entries and Decrees of Confirmation of Sheriff's sale created during a specific period. A supplemental entry is any journal created by a magistrate, which does not close out a case. For example, any magistrate's order (MG) setting a hearing, any journal entry (JE) ruling on a motion, journals confirming Sheriff's sales, etc.).

Magistrate's Full Disposition Count by Magistrate Report (R413)

Retrieves total number of cases disposed of during a specific period. The dispositions are grouped by Magistrate and then broken down by the type of disposition (i. e. Default, Dismissed with Prejudice, Dismissed without Prejudice, etc.) This report can be printed three different ways. Including tax cases (Full Dispositions), excluding tax cases (Non-Tax Dispositions), and Tax cases only (Tax Dispositions).

Magistrate's Monthly Cases Referred/Reinstated Report (R418)

Retrieves newly filed cases referred to the Magistrates Dept. and cases previously disposed by the Magistrates Dept. that are reinstated and re-referred to the magistrates. The cases are separated by Tax (filing code 1465; Tax Judicial Foreclosure & 1466; Tax Certificate Judicial Foreclosure) and Non-Tax (1460; Judicial Foreclosure Marsh. Of Lien, 1480; Partition, 1470; Quiet Title, misc. (i. e. 1391; Contract Other, etc.).

Magistrate's Monthly Hearing Totals Report (R3146)

Retrieves total number of hearings held during one month. The hearings are grouped by Magistrate and then broken down by what type hearing was held (i. e. Default, Pretrial, etc.).

Magistrate's Monthly Case Load Report (R3147)

Retrieves individual caseload totals for individual magistrates during a specific period. The cases are grouped by magistrate and then broken down by case type (i. e. tax judicial foreclosure, tax certificate judicial foreclosure and non-tax judicial foreclosure).

Magistrate's New Referrals/Assignments (R429)

Retrieves All cases referred to the Magistrate's Department. The cases are grouped by Magistrate and broken down into categories of CSPO (Filing Code 1491 Stalking Civil Protection Orders), Tax (1465; Tax Judicial Foreclosure & 1466; Tax Certificate Judicial Foreclosure), Non Tax (1460; Judicial Foreclosure Marsh. Of Lien, 1480; Partition, 1470; Quiet Title, misc. (i.e. 1391; Contract Other, etc.)).

CUYAHOGA COUNTY COURT OF COMMON PLEAS

DATE: 06/10/2025
TIME: 8:06 AM

OFFICE OF THE MAGISTRATES
MAGISTRATE'S MONTHLY SUPPLEMENTALS BY CASE
REPORTING PERIOD: MAY 2025

PAGE: 1
CMSR415D

SUPPLEMENTALS

AUGUSTYN/KEVIN/C	139
BUCHA/STEPHEN/M	205
DAY/CHRISTOPHER/	314
DYKE/JOHN/T	193
GOZELANCZYK/BRIAN/S	202
HEGYES/DEAN/K	184
JACKSON/AMY/R	363
JACKSON/JIM/L	159
KLEIN/MONICA/	149
LUCAS/PAUL/	146
LUNSFORD/GINA/	216
UNACCOUNTED FOR	0

TOTAL	2270
--------------	-------------

CONFIRMATIONS

TOTAL	1
--------------	----------

CUYAHOGA COUNTY COURT OF COMMON PLEAS

OFFICE OF THE MAGISTRATES

Full Disposition Count by Magistrate

REPORTING PERIOD: FROM 05/01/2025 TO 05/31/2025

DATE: 06/10/2025

TIME: 8:07 AM

PAGE: 1

CMSR413

MagID	Dispose Type	Tax Cert.	Tax Treas.	Total
KCA	Bank	0	0	0
	Def	0	0	3
	Dism	0	0	9
	Ref. Vacate	0	0	0
	Court Trial	0	0	3
	Other	0	13	16
	<u>MAG'S TOTAL</u>	0	13	<u>31</u>

SMB	Bank	0	0	0
	Def	0	0	4
	Dism	0	1	6
	Ref. Vacate	0	0	0
	Court Trial	0	0	2
	Other	0	8	13
	<u>MAG'S TOTAL</u>	0	9	<u>25</u>

CD	Bank	0	0	0
	Def	0	0	4
	Dism	0	3	21
	Ref. Vacate	0	0	0
	Court Trial	0	0	2
	Other	0	22	28
	<u>MAG'S TOTAL</u>	0	25	<u>55</u>

JTD	Bank	0	0	1
	Def	0	0	6
	Dism	0	5	16
	Ref. Vacate	0	0	0
	Court Trial	0	0	0
	Other	0	20	26
	<u>MAG'S TOTAL</u>	0	25	<u>49</u>

BSG	Bank	0	0	0
	Def	0	0	10
	Dism	0	2	17
	Ref. Vacate	0	0	0
	Court Trial	0	0	0
	Other	0	6	12
	<u>MAG'S TOTAL</u>	0	8	<u>39</u>

DKH	Bank	0	0	0
	Def	0	0	6
	Dism	0	4	12
	Ref. Vacate	0	0	0
	Court Trial	0	0	0
	Other	0	15	23
	<u>MAG'S TOTAL</u>	0	19	<u>41</u>

ARJ	Bank	0	1	3
	Def	0	0	9
	Dism	0	4	30
	Ref. Vacate	0	0	0
	Court Trial	0	0	1
	Other	0	25	46
	<u>MAG'S TOTAL</u>	0	30	<u>89</u>

JLJ	Bank	0	0	0
	Def	0	0	9
	Dism	0	6	23

Decrees	335
Defaults	98
Other	221
Court Trial	16
Dismissals	165
Bankruptcy	9
Ref. Vacated	0
Grand Total	509

CUYAHOGA COUNTY COURT OF COMMON PLEAS

OFFICE OF THE MAGISTRATES

Full Disposition Count by Magistrate

REPORTING PERIOD: FROM 05/01/2025 TO 05/31/2025

DATE: 06/10/2025

PAGE: 2

TIME: 8:07 AM

CMSR413

MagID	Dispose Type	Tax Cert.	Tax Treas.	Total
	Ref. Vacate	0	0	0
	Court Trial	0	0	1
	Other	0	14	17
	<u>MAG'S TOTAL</u>	0	20	<u>50</u>
MK	Bank	0	0	2
	Def	0	0	1
	Dism	0	2	10
	Ref. Vacate	0	0	0
	Court Trial	0	0	2
	Other	0	11	13
	<u>MAG'S TOTAL</u>	0	13	<u>28</u>
PL	Bank	0	1	3
	Def	0	34	43
	Dism	0	3	11
	Ref. Vacate	0	0	0
	Court Trial	0	0	2
	Other	0	0	3
	<u>MAG'S TOTAL</u>	0	38	<u>62</u>
GL	Bank	0	0	0
	Def	0	0	3
	Dism	0	1	10
	Ref. Vacate	0	0	0
	Court Trial	0	0	3
	Other	0	21	24
	<u>MAG'S TOTAL</u>	0	22	<u>40</u>

CUYAHOGA COUNTY COURT OF COMMON PLEAS

DATE: 06/10/2025
TIME: 08:07 AM

OFFICE OF THE MAGISTRATES
MAGISTRATE'S MONTHLY REF/REIN CASES
FROM 05/01/2025 TO 05/31/2025

CMSR418

MAGISTRATE	NEW REFERRALS				REINSTATED			
	Tax Treas.	Tax Cert.	Non-Tax	Total	Tax Treas.	Tax Cert.	Non-Tax	Total
<u>AUGUSTYN/KEVIN/C</u>	8	0	20	28	0	0	1	1
<u>BUCHA/STEPHEN/M</u>	11	0	20	31	0	0	2	2
<u>DAY/CHRISTOPHER/</u>	20	0	22	42	0	0	6	6
<u>DYKE/JOHN/T</u>	18	0	23	41	1	0	0	1
<u>GOZELANCZYK/BRIAN/S</u>	15	0	31	46	0	0	3	3
<u>HEGYES/DEAN/K</u>	14	0	29	43	0	0	1	1
<u>JACKSON/AMY/R</u>	29	0	43	72	0	0	3	3
<u>JACKSON/JIM/L</u>	34	0	27	61	0	0	5	5
<u>KLEIN/MONICA/</u>	16	0	34	50	1	0	2	3
<u>LUCAS/PAUL/</u>	23	0	52	75	0	0	1	1
<u>LUNSFORD/GINA/</u>	13	0	30	43	0	0	2	2
<u>TOTAL</u>	201	0	331	532	2	0	26	28
<u>COMBINED TOTAL</u>	560							

CUYAHOGA COUNTY COURT OF COMMON PLEAS

OFFICE OF THE MAGISTRATES

MAG MONTHLY HEARING TOTALS

Reporting Period: May 2025

DATE: 06/10/2025

TIME: 08:08 AM

PAGE: 1

CMSR3146

Monthly Hearing Total 457

AUGUSTYN/KEVIN/C	
Default Hearings	0
Tax Hearings	0
Pretrials	35
<hr/>	
TOTAL:	35
BUCHA/STEPHEN/M	
Default Hearings	0
Tax Hearings	0
Pretrials	31
<hr/>	
TOTAL:	31
DAY/CHRISTOPHER/	
Default Hearings	0
Tax Hearings	0
Pretrials	45
<hr/>	
TOTAL:	45
DYKE/JOHN/T	
Default Hearings	8
Tax Hearings	20
Pretrials	15
<hr/>	
TOTAL:	43
GOZELANCZYK/BRIAN/S	
Default Hearings	0
Tax Hearings	0
Pretrials	40
<hr/>	
TOTAL:	40
HEGYES/DEAN/K	
Default Hearings	0
Tax Hearings	0
Pretrials	37
<hr/>	
TOTAL:	37
JACKSON/AMY/R	
Default Hearings	14
Tax Hearings	26
Pretrials	12
<hr/>	
TOTAL:	52
JACKSON/JIM/L	
Default Hearings	15
Tax Hearings	18
Pretrials	15
<hr/>	
TOTAL:	48
KLEIN/MONICA/	
Default Hearings	0
Tax Hearings	0
Pretrials	52
<hr/>	
TOTAL:	52
LUCAS/PAUL/	
Default Hearings	0
Tax Hearings	0
Pretrials	35
<hr/>	

CUYAHOGA COUNTY COURT OF COMMON PLEAS

OFFICE OF THE MAGISTRATES

MAG MONTHLY HEARING TOTALS

Reporting Period: May 2025

DATE: 06/10/2025

TIME: 08:08 AM

PAGE: 2

CMSR3146

TOTAL:	35
LUNSFORD/GINA/	
Default Hearings	0
Tax Hearings	0
Pretrials	39
<hr/>	
TOTAL:	39

CUYAHOGA COUNTY COURT OF COMMON PLEAS

DATE: 06/10/2025
TIME: 8:08 AM

Office of the Magistrates
Magistrate's Monthly Case Load
MONTH: MAY 2025

PAGE: 1
CMSR3147

Magistrate Name	Non Tax Total	Tax Cert.	Tax Treas.	Total Tax	CSPO	Total Cases
AUGUSTYN	65	1	51	52	6	123
BUCHA	83	0	75	75	13	171
DYKE	87	0	100	100	7	194
DAY	113	0	92	92	10	215
LUNS福德	109	0	107	107	9	225
KLEIN	140	0	115	115	17	272
HEGYES	131	0	113	113	32	276
JACKSON	139	0	145	145	5	289
GOZELANCZYK	158	1	131	132	19	309
LUCAS	154	0	136	136	25	315
JACKSON	158	0	149	149	12	319
Totals:	1337	2	1214	1216	155	2708

CUYAHOGA COUNTY COURT OF COMMON PLEAS

DATE: 07/08/2025
TIME: 1:22 PM

OFFICE OF THE MAGISTRATES
MAGISTRATE'S NEW REFERRALS / ASSIGNMENTS
FROM 05/01/2025 TO 05/31/2025

CMSR429
PAGE: 1

MAGISTRATE	CSPO	Tax Cert.	NEW REFERRALS		Total
			Tax Treas.	Non Tax	
<u>AUGUSTYN/KEVIN/C</u>	8	0	8	20	28
<u>BUCHA/STEPHEN/M</u>	6	0	11	20	31
<u>DAY/CHRISTOPHER/</u>	6	0	20	22	42
<u>DYKE/JOHN/T</u>	9	0	18	23	41
<u>GOZELANCZYK/BRIAN/S</u>	7	0	15	31	46
<u>HEGYES/DEAN/K</u>	10	0	14	29	43
<u>JACKSON/AMY/R</u>	5	0	20	35	55
<u>JACKSON/JIM/L</u>	6	0	34	27	61
<u>KLEIN/MONICA/</u>	12	0	16	34	50
<u>LUCAS/PAUL/</u>	5	0	14	33	47
<u>LUNSFORD/GINA/</u>	9	0	13	30	43
<u>Total</u>	83	0	183	304	487

Report CMSR1062 - Judicial Foreclosure Statistics by Judge

Report CMSR1062 provides a list of judicial foreclosure case activity for each Judge. The report identifies how many cases were pending at the beginning of the period. The new cases filed and cases that were transferred in or reactivated are added to the number pending at the beginning of the period. It then shows the type and number of terminations for the period. The total terminations are subtracted from the total pending which provides the pending at the end of the period.

CUYAHOGA COUNTY COURT OF COMMON PLEAS

DATE: 06/10/2025
TIME: 08:02 AM

Foreclosure Statistics by Judge
Reporting Period: May 2025

PAGE: 1
CMSR1062

Judge							
BELL, RICHARD A							
Pending at Beg of Period		New Cases Filed		Cases Transferred In / Reactivated			Total
73		12		0			85
Terminations							
Bankruptcy	0	Default	1	RefVacated	0	Court Trial	0
					5	Dismiss	
						Other	6
							Total
							12
Total Pending at End of Period							73
CLANCY, MAUREEN							
Pending at Beg of Period		New Cases Filed		Cases Transferred In / Reactivated			Total
70		10		0			80
Terminations							
Bankruptcy	0	Default	1	RefVacated	0	Court Trial	0
					1	Dismiss	
						Other	6
							Total
							8
Total Pending at End of Period							72
COLLIER-WILLIAMS, CASSANDRA							
Pending at Beg of Period		New Cases Filed		Cases Transferred In / Reactivated			Total
74		12		1			87
Terminations							
Bankruptcy	1	Default	1	RefVacated	0	Court Trial	0
					1	Dismiss	
						Other	6
							Total
							9
Total Pending at End of Period							78
CORRIGAN, PETER J							
Pending at Beg of Period		New Cases Filed		Cases Transferred In / Reactivated			Total
46		9		0			55
Terminations							
Bankruptcy	1	Default	3	RefVacated	0	Court Trial	0
					1	Dismiss	
						Other	3
							Total
							8
Total Pending at End of Period							47
FUERST, NANCY A							
Pending at Beg of Period		New Cases Filed		Cases Transferred In / Reactivated			Total
82		18		2			102
Terminations							
Bankruptcy	0	Default	1	RefVacated	0	Court Trial	0
					7	Dismiss	
						Other	4
							Total
							12
Total Pending at End of Period							90
GALL, STEVEN E							
Pending at Beg of Period		New Cases Filed		Cases Transferred In / Reactivated			Total
70		18		1			89
Terminations							
Bankruptcy	0	Default	0	RefVacated	0	Court Trial	0
					3	Dismiss	
						Other	10
							Total
							13
Total Pending at End of Period							76
GALLAGHER, HOLLIE L							
Pending at Beg of Period		New Cases Filed		Cases Transferred In / Reactivated			Total
65		9		1			75
Terminations							
Bankruptcy	0	Default	0	RefVacated	0	Court Trial	0
					2	Dismiss	
						Other	11
							Total
							13
Total Pending at End of Period							62
GALLAGHER, KELLY ANN							

CUYAHOGA COUNTY COURT OF COMMON PLEAS

DATE: 06/10/2025
TIME: 08:02 AM

Foreclosure Statistics by Judge Reporting Period: May 2025

PAGE: 2
CMSR1062

Judge							
	Pending at Beg of Period	New Cases Filed		Cases Transferred In / Reactivated			Total
	83	11		0			94
Terminations							
	Bankruptcy	Default	RefVacated	Court Trial	Dismiss	Other	Total
	0	1	0	0	3	4	8
Total Pending at End of Period							86
GALLAGHER, SHANNON M							
	Pending at Beg of Period	New Cases Filed		Cases Transferred In / Reactivated			Total
	86	9		1			96
Terminations							
	Bankruptcy	Default	RefVacated	Court Trial	Dismiss	Other	Total
	0	4	0	0	3	7	14
Total Pending at End of Period							82
HAGAN, EMILY							
	Pending at Beg of Period	New Cases Filed		Cases Transferred In / Reactivated			Total
	86	13		1			100
Terminations							
	Bankruptcy	Default	RefVacated	Court Trial	Dismiss	Other	Total
	1	0	0	0	3	8	12
Total Pending at End of Period							88
KELLEY, KEVIN J							
	Pending at Beg of Period	New Cases Filed		Cases Transferred In / Reactivated			Total
	105	19		3			127
Terminations							
	Bankruptcy	Default	RefVacated	Court Trial	Dismiss	Other	Total
	1	1	0	0	13	16	31
Total Pending at End of Period							96
KENNEDY, JOY							
	Pending at Beg of Period	New Cases Filed		Cases Transferred In / Reactivated			Total
	83	6		0			89
Terminations							
	Bankruptcy	Default	RefVacated	Court Trial	Dismiss	Other	Total
	0	2	0	0	3	4	9
Total Pending at End of Period							80
KILBANE, ASHLEY							
	Pending at Beg of Period	New Cases Filed		Cases Transferred In / Reactivated			Total
	76	13		2			91
Terminations							
	Bankruptcy	Default	RefVacated	Court Trial	Dismiss	Other	Total
	0	4	0	0	6	3	13
Total Pending at End of Period							78
KRIVOSH, KIRA							
	Pending at Beg of Period	New Cases Filed		Cases Transferred In / Reactivated			Total
	92	13		2			107
Terminations							
	Bankruptcy	Default	RefVacated	Court Trial	Dismiss	Other	Total
	1	4	0	0	7	10	22
Total Pending at End of Period							85
MATIA, DAVID T							

CUYAHOGA COUNTY COURT OF COMMON PLEAS

DATE: 06/10/2025
TIME: 08:02 AM

Foreclosure Statistics by Judge
Reporting Period: May 2025

PAGE: 3
CMSR1062

Judge							
	Pending at Beg of Period	New Cases Filed		Cases Transferred In / Reactivated			Total
	72	16		1			89
	Terminations						
	Bankruptcy	Default	RefVacated	Court Trial	Dismiss	Other	Total
	0	1	0	0	1	7	9
Total Pending at End of Period							80
MAZZONE, CARL J							
	Pending at Beg of Period	New Cases Filed		Cases Transferred In / Reactivated			Total
	78	12		0			90
	Terminations						
	Bankruptcy	Default	RefVacated	Court Trial	Dismiss	Other	Total
	0	4	0	0	4	5	13
Total Pending at End of Period							77
MCCORMICK, TIMOTHY							
	Pending at Beg of Period	New Cases Filed		Cases Transferred In / Reactivated			Total
	62	9		0			71
	Terminations						
	Bankruptcy	Default	RefVacated	Court Trial	Dismiss	Other	Total
	0	0	0	0	2	11	13
Total Pending at End of Period							58
MCGINTY, VJ WILLIAM T							
	Pending at Beg of Period	New Cases Filed		Cases Transferred In / Reactivated			Total
	78	11		1			90
	Terminations						
	Bankruptcy	Default	RefVacated	Court Trial	Dismiss	Other	Total
	0	0	0	0	2	3	5
Total Pending at End of Period							85
MIDAY, SHERRIE							
	Pending at Beg of Period	New Cases Filed		Cases Transferred In / Reactivated			Total
	91	13		3			107
	Terminations						
	Bankruptcy	Default	RefVacated	Court Trial	Dismiss	Other	Total
	0	3	0	0	8	6	17
Total Pending at End of Period							90
MOONEY, BRIAN							
	Pending at Beg of Period	New Cases Filed		Cases Transferred In / Reactivated			Total
	102	13		2			117
	Terminations						
	Bankruptcy	Default	RefVacated	Court Trial	Dismiss	Other	Total
	2	15	0	0	4	3	24
Total Pending at End of Period							93
MOORE, LAUREN C							
	Pending at Beg of Period	New Cases Filed		Cases Transferred In / Reactivated			Total
	77	15		1			93
	Terminations						
	Bankruptcy	Default	RefVacated	Court Trial	Dismiss	Other	Total
	0	2	0	0	4	15	21
Total Pending at End of Period							72
MURPHY, MOLLIE ANN							

CUYAHOGA COUNTY COURT OF COMMON PLEAS

DATE: 06/10/2025
TIME: 08:02 AM

Foreclosure Statistics by Judge
Reporting Period: May 2025

PAGE: 4
CMSR1062

Judge							
Pending at Beg of Period		New Cases Filed		Cases Transferred In / Reactivated		Total	
91		13		2		106	
Terminations							
Bankruptcy	0	Default	4	RefVacated	0	Court Trial	0
						Dismiss	5
						Other	4
Total Pending at End of Period							93
O'DONNELL, JENNIFER							
Pending at Beg of Period		New Cases Filed		Cases Transferred In / Reactivated		Total	
77		10		1		88	
Terminations							
Bankruptcy	0	Default	3	RefVacated	0	Court Trial	0
						Dismiss	2
						Other	7
Total Pending at End of Period							76
O'DONNELL, JOHN P							
Pending at Beg of Period		New Cases Filed		Cases Transferred In / Reactivated		Total	
57		10		2		69	
Terminations							
Bankruptcy	0	Default	1	RefVacated	0	Court Trial	0
						Dismiss	5
						Other	6
Total Pending at End of Period							57
RUSSO, JOHN J							
Pending at Beg of Period		New Cases Filed		Cases Transferred In / Reactivated		Total	
59		14		1		74	
Terminations							
Bankruptcy	0	Default	0	RefVacated	0	Court Trial	0
						Dismiss	1
						Other	5
Total Pending at End of Period							68
RUSSO, NANCY MARGARET							
Pending at Beg of Period		New Cases Filed		Cases Transferred In / Reactivated		Total	
53		8		0		61	
Terminations							
Bankruptcy	0	Default	1	RefVacated	0	Court Trial	0
						Dismiss	9
						Other	3
Total Pending at End of Period							48
SAFFOLD, JEFFREY P							
Pending at Beg of Period		New Cases Filed		Cases Transferred In / Reactivated		Total	
60		15		3		78	
Terminations							
Bankruptcy	0	Default	3	RefVacated	0	Court Trial	0
						Dismiss	6
						Other	6
Total Pending at End of Period							63
SANTOLI, ANDREW J.							
Pending at Beg of Period		New Cases Filed		Cases Transferred In / Reactivated		Total	
97		11		0		108	
Terminations							
Bankruptcy	0	Default	17	RefVacated	0	Court Trial	0
						Dismiss	3
						Other	1
Total Pending at End of Period							87
SHAUGHNESSY, MICHAEL P							

CUYAHOGA COUNTY COURT OF COMMON PLEAS

DATE: 06/10/2025
TIME: 08:02 AM

Foreclosure Statistics by Judge
Reporting Period: May 2025

PAGE: 5
CMSR1062

Judge							
	Pending at Beg of Period	New Cases Filed		Cases Transferred In / Reactivated			Total
	59	12		1			72
	Terminations						Total
	Bankruptcy	Default	RefVacated	Court Trial	Dismiss	Other	12
	0	3	0	0	3	6	
Total Pending at End of Period							60
SHEEHAN, BRENDAN J							
	Pending at Beg of Period	New Cases Filed		Cases Transferred In / Reactivated			Total
	37	6		0			43
	Terminations						Total
	Bankruptcy	Default	RefVacated	Court Trial	Dismiss	Other	7
	0	1	0	0	4	2	
Total Pending at End of Period							36
SPELLACY, JOHN J							
	Pending at Beg of Period	New Cases Filed		Cases Transferred In / Reactivated			Total
	70	7		0			77
	Terminations						Total
	Bankruptcy	Default	RefVacated	Court Trial	Dismiss	Other	12
	0	1	0	0	1	10	
Total Pending at End of Period							65
SYNENBERG, JOAN							
	Pending at Beg of Period	New Cases Filed		Cases Transferred In / Reactivated			Total
	61	14		2			77
	Terminations						Total
	Bankruptcy	Default	RefVacated	Court Trial	Dismiss	Other	8
	0	1	0	0	1	6	
Total Pending at End of Period							69
TURNER, DEBORAH M							
	Pending at Beg of Period	New Cases Filed		Cases Transferred In / Reactivated			Total
	107	12		1			120
	Terminations						Total
	Bankruptcy	Default	RefVacated	Court Trial	Dismiss	Other	25
	1	4	0	1	7	12	
Total Pending at End of Period							95
VODREY, WILLIAM F. B.							
	Pending at Beg of Period	New Cases Filed		Cases Transferred In / Reactivated			Total
	90	13		0			103
	Terminations						Total
	Bankruptcy	Default	RefVacated	Court Trial	Dismiss	Other	15
	1	10	0	0	4	0	
Total Pending at End of Period							88

Monthly Summary

MONTHLY SUMMARY

May 2025

NAME	PEND	ASSIGNED			TRIALS						DISP	PENDING				+ -
		CV	CR	TOT	JURY			COURT				CV	FR	CR	TOT	
Richard A. Bell	347	59	24	83	0	0	0	0	0	0	83	209	71	67	347	0
Maureen Clancy	384	57	35	92	0	0	0	0	0	0	85	212	70	109	391	- 7
Cassandra Collier-Willia	493	60	29	89	0	0	0	0	0	0	92	297	75	118	490	+ 3
Peter J. Corrigan	514	57	29	86	0	0	0	0	0	0	65	330	46	159	535	- 21
Nancy A. Fuerst	413	57	26	83	0	0	0	1	0	1	75	248	89	84	421	- 8
Steven E. Gall	541	59	43	102	0	2	2	0	0	0	88	321	74	160	555	- 14
Hollie L. Gallagher	435	60	30	90	0	0	0	1	0	1	94	278	60	93	431	+ 4
Kelly A. Gallagher	438	58	24	82	0	0	0	0	0	0	94	261	85	80	426	+ 12
Shannon M. Gallagher	419	61	35	96	0	0	0	0	0	0	94	236	80	105	421	- 2
Emily Hagan	459	60	22	82	0	0	0	0	0	0	107	260	84	90	434	+ 25
Kevin J. Kelley	498	64	29	93	1	0	1	1	1	2	113	242	96	140	478	+ 20
Joy Kennedy	537	62	22	84	0	0	0	0	0	0	85	280	80	176	536	+ 1
Ashley Kilbane	474	57	27	84	1	0	1	0	0	0	89	247	76	146	469	+ 5
Kira Krivosh	522	56	35	91	0	0	0	0	0	0	95	266	83	169	518	+ 4
David T. Matia	436	60	22	82	0	0	0	0	0	0	95	263	79	81	423	+ 13
Carl J. Mazzone	509	57	29	86	0	1	1	0	0	0	106	290	75	124	489	+ 20
Timothy McCormick	476	53	24	77	0	0	0	0	0	0	80	337	57	79	473	+ 3
Sherrie Miday	474	62	31	93	0	2	2	0	0	0	88	256	87	136	479	- 5
Brian Mooney	523	56	31	87	0	1	1	0	0	0	91	293	92	134	519	+ 4
Lauren C. Moore	591	58	31	89	0	1	1	0	0	0	101	285	71	223	579	+ 12
Mollie Ann Murphy	567	64	27	91	0	1	1	2	0	2	102	308	92	156	556	+ 11
Jennifer O'Donnell	515	55	41	96	0	0	0	1	0	1	114	266	75	156	497	+ 18
John P. O'Donnell	401	60	39	99	0	1	1	0	0	0	72	257	55	116	428	- 27
John J. Russo	405	60	24	84	0	0	0	0	2	2	83	236	66	104	406	- 1
Nancy Margaret Russo	243	60	30	90	0	0	0	0	0	0	88	137	47	61	245	- 2
Jeffrey P. Saffold	396	59	36	95	0	1	1	0	0	0	79	258	62	92	412	- 16
Andrew J. Santoli	468	55	22	77	0	0	0	0	0	0	95	281	83	86	450	+ 18
Michael P. Shaughnessy	397	57	32	89	0	0	0	0	0	0	75	258	60	93	411	- 14
Brendan J. Sheehan	177	29	5	34	0	0	0	0	0	0	40	105	36	30	171	+ 6
John J. Spellacy	466	61	17	78	0	1	1	0	0	0	93	292	63	96	451	+ 15
Joan Synenberg	414	58	30	88	0	1	1	0	0	0	71	265	68	98	431	- 17
Deborah M. Turner	505	62	23	85	0	1	1	0	0	0	103	261	94	132	487	+ 18
William F.B. Vodrey	501	57	33	90	0	1	1	1	0	1	96	235	86	174	495	+ 6
Deena Calabrese / Willia	587	58	32	90	0	1	1	0	0	0	80	389	81	127	597	- 10
TOTALS	15525	1968	969	2937	2	15	17	7	3	10	3011	8959	2498	3994	15451	+ 74

Year to Date Summary

SUMMARY FOR THE COURT

January - May 2025

NAME	PEND	ASSIGNED			TRIALS						DISP	PENDING				+ -
		CV	CR	TOT	JURY			COURT				CV	FR	CR	TOT	
Richard A. Bell	339	305	133	438	1	1	2	0	0	0	430	209	71	67	347	- 8
Maureen Clancy	390	300	146	446	0	3	3	0	2	2	445	212	70	109	391	- 1
Cassandra Collier-Willia	469	306	157	463	0	0	0	1	2	3	442	297	75	118	490	- 21
Peter J. Corrigan	519	286	146	432	0	3	3	1	0	1	416	330	46	159	535	- 16
Nancy A. Fuerst	394	294	124	418	0	1	1	1	0	1	391	248	89	84	421	- 27
Steven E. Gall	498	292	197	489	0	3	3	0	0	0	432	321	74	160	555	- 57
Hollie L. Gallagher	401	305	150	455	2	2	4	4	0	4	425	278	60	93	431	- 30
Kelly A. Gallagher	439	291	137	428	2	1	3	3	1	4	441	261	85	80	426	+ 13
Shannon M. Gallagher	431	301	146	447	0	2	2	2	0	2	457	236	80	105	421	+ 10
Emily Hagan	476	298	147	445	0	1	1	1	1	2	487	260	84	90	434	+ 42
Kevin J. Kelley	511	300	149	449	2	0	2	2	1	3	482	242	96	140	478	+ 33
Joy Kennedy	552	297	150	447	0	0	0	1	0	1	463	280	80	176	536	+ 16
Ashley Kilbane	522	288	162	450	2	2	4	0	1	1	503	247	76	146	469	+ 53
Kira Krivosh	493	304	149	453	0	2	2	0	1	1	428	266	83	169	518	- 25
David T. Matia	462	291	126	417	0	1	1	0	0	0	456	263	79	81	423	+ 39
Carl J. Mazzone	556	291	162	453	2	3	5	0	0	0	520	290	75	124	489	+ 67
Timothy McCormick	401	287	149	436	0	0	0	0	0	0	364	337	57	79	473	- 72
Sherrie Miday	479	302	155	457	0	7	7	0	1	1	457	256	87	136	479	0
Brian Mooney	484	303	144	447	0	3	3	0	0	0	412	293	92	134	519	- 35
Lauren C. Moore	586	293	171	464	0	2	2	2	0	2	471	285	71	223	579	+ 7
Mollie Ann Murphy	543	301	182	483	1	5	6	3	0	3	470	308	92	156	556	- 13
Jennifer O'Donnell	488	316	196	512	0	1	1	1	2	3	503	266	75	156	497	- 9
John P. O'Donnell	405	289	169	458	0	3	3	2	0	2	435	257	55	116	428	- 23
John J. Russo	405	295	142	437	0	0	0	1	2	3	436	236	66	104	406	- 1
Nancy Margaret Russo	253	301	130	431	0	0	0	1	0	1	439	137	47	61	245	+ 8
Jeffrey P. Saffold	416	305	148	453	0	3	3	0	1	1	457	258	62	92	412	+ 4
Andrew J. Santoli	456	292	152	444	0	1	1	0	2	2	450	281	83	86	450	+ 6
Michael P. Shaughnessy	432	291	160	451	0	2	2	0	0	0	472	258	60	93	411	+ 21
Brendan J. Sheehan	188	143	47	190	0	1	1	1	0	1	207	105	36	30	171	+ 17
John J. Spellacy	406	295	145	440	0	2	2	0	0	0	395	292	63	96	451	- 45
Joan Synenberg	440	299	124	423	0	4	4	0	0	0	432	265	68	98	431	+ 9
Deborah M. Turner	489	305	145	450	0	1	1	1	1	2	452	261	94	132	487	+ 2
William F.B. Vodrey	484	298	160	458	1	5	6	1	2	3	447	235	86	174	495	- 11
Deena Calabrese / Willia	454	293	130	423	0	1	1	3	1	4	280	389	81	127	597	- 143
TOTALS	15261	9957	5030	14987	13	66	79	32	21	53	14797	8959	2498	3994	15451	- 190

Corrections/Adjustments