



***Statistics Report  
April 2025***

***Brendan J. Sheehan  
Administrative and Presiding Judge***

## TABLE OF CONTENTS

### **Criminal Statistics**

Newly Filed, Re-Activated and Transferred in Cases _____	4
Yearly Criminal Terminations _____	5
Pending Criminal Cases End of Period _____	6
Clearance Rate _____	7
Arrest to Disposition Timeline _____	8
Average Arrest to Disposition Timeline (Jail Cases) _____	9
Average Arrest to Disposition Timeline (Non-Jail Cases) _____	10
Average Arrest to Disposition Timeline (Jail and Non-Jail Cases) _____	11
Yearly Average Arrest to Disposition Timeline _____	12
Indictments and Informations Filed With the Clerk of Courts _____	13
Bail Case Arraignment Activity _____	14
Overall Arraignment Statistics _____	15

### **Foreclosure Statistics**

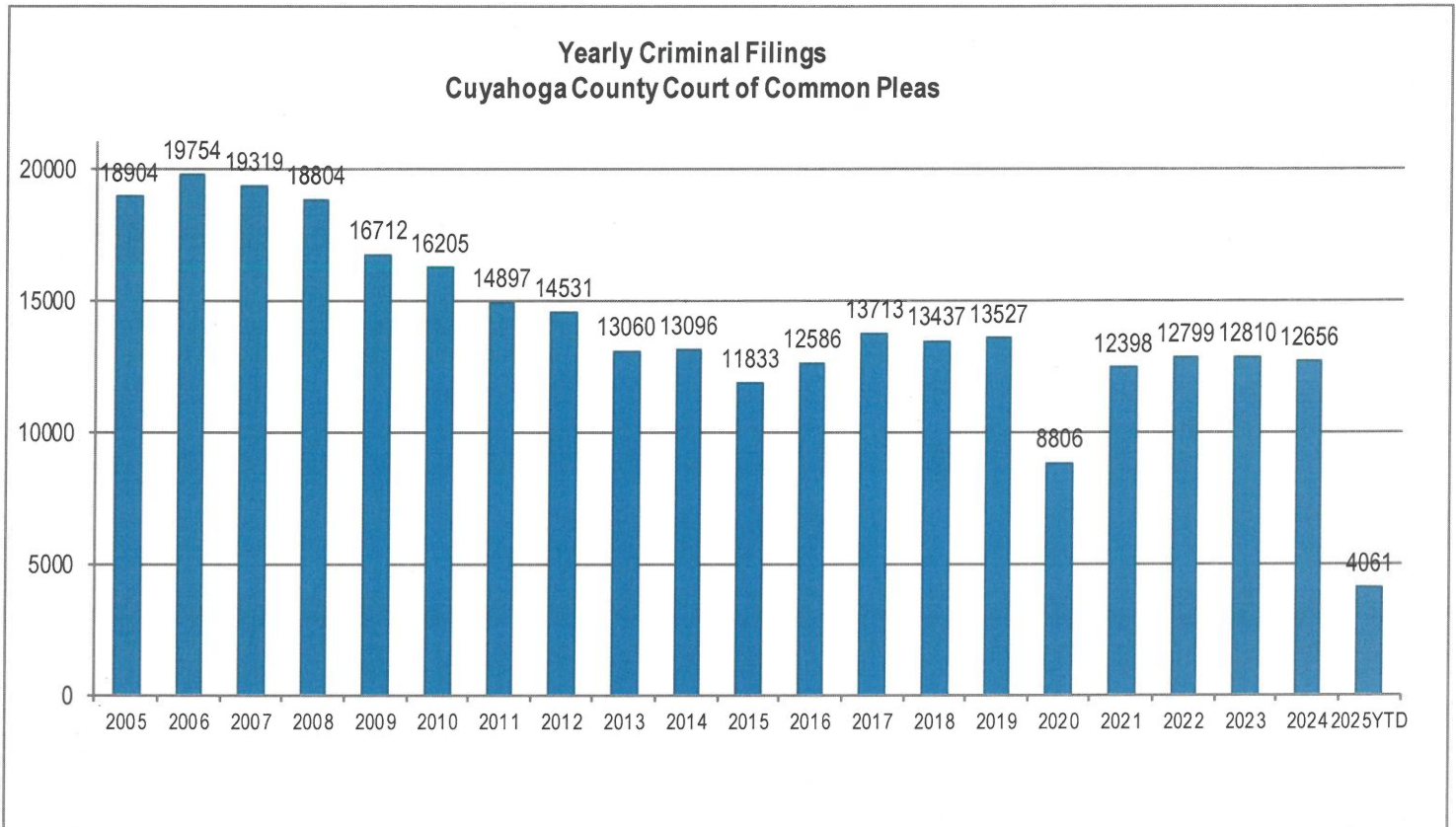
Total Pending Judicial Foreclosure Cases Referred to Magistrates _____	17
Total Pending Tax Lien & Certificate Cases Referred to Magistrates _____	18
Percentage of Pending Judicial Foreclosure Cases By Filing Year _____	19
Judicial Foreclosure Clearance Rate Year 2024 _____	20
Avg. Number of Days to Disp. (Excl. Bank. Stays & Tax Lien & Tax Cert.) _____	21
Avg. Number of Days to Disp. (Excl. Bank. Stays & Incl. Tax Lien & Tax Cert.) _____	22
Total New Judicial Foreclosure Filings _____	23
New Marsh of Lien/Quiet Title/Partition Case Filings for Years 2011 – 2024 YTD _____	23
New Marsh of Lien/Quiet Title/Partition Case Filings by month for 2024 YTD _____	24
New Tax Lien & Certificate Filings for Years 2011 – 2024 YTD _____	25
New Tax Lien & Certificate Filings by Month for Year 2024 YTD _____	25
Total New Judicial Foreclosure Filings Years 2011 – 2024 YTD _____	26
Total New Judicial Foreclosure Filings by Month for Year 2024 YTD _____	26
Magistrate's Monthly Reports _____	27
Report CMSR1062 - Judicial Foreclosure Statistics by Judge _____	35
Monthly Summary _____	41
Year to Date Summary _____	43
Corrections/Adjustments _____	45

# *Criminal Case Statistics*

# CUYAHOGA COUNTY COMMON PLEAS COURT

## *Newly Filed, Re-Activated and Transferred in Cases*

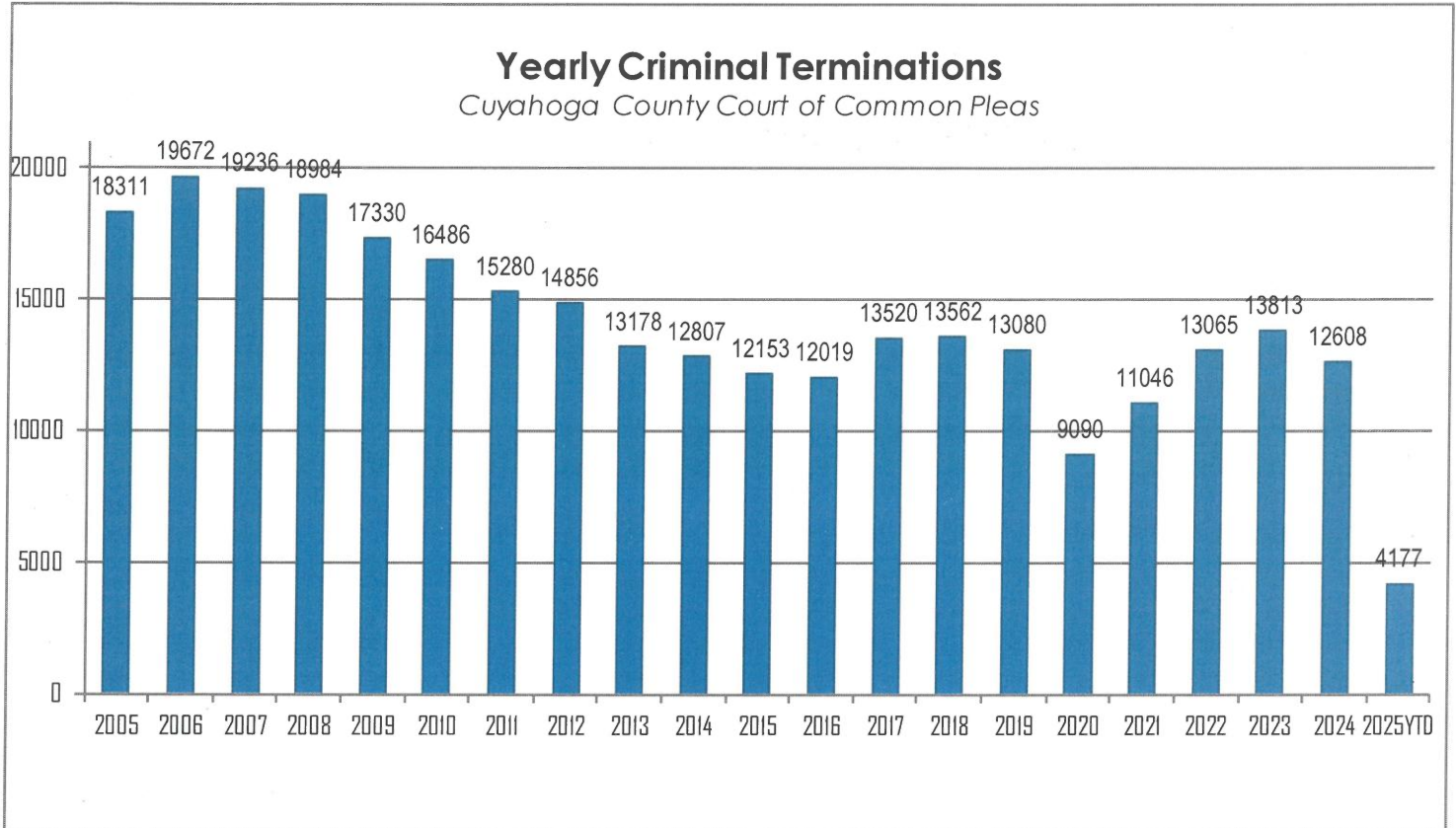
The following chart is a representation of all filed cases in Cuyahoga County Court of Common Pleas from 2005 – April 2025. Newly filed cases are defined as having been arraigned and assigned to a Judge. Re-activated cases are defined as cases where a defendant was unavailable for trial and has now become ready to proceed. Transferred cases are defined as cases moved from one judge's docket to another. This could be due to re-assignment to a Mental Health Judge or after additional information indicates that by Court rule, the case should have been assigned to another Judge.



# CUYAHOGA COUNTY COMMON PLEAS COURT

## Yearly Criminal Terminations

The following chart represents cases that have been terminated by the court from 2005 – April 2025. These cases have been terminated either by trial; plea, dismissal or a defendant is unavailable for trial or sentencing.

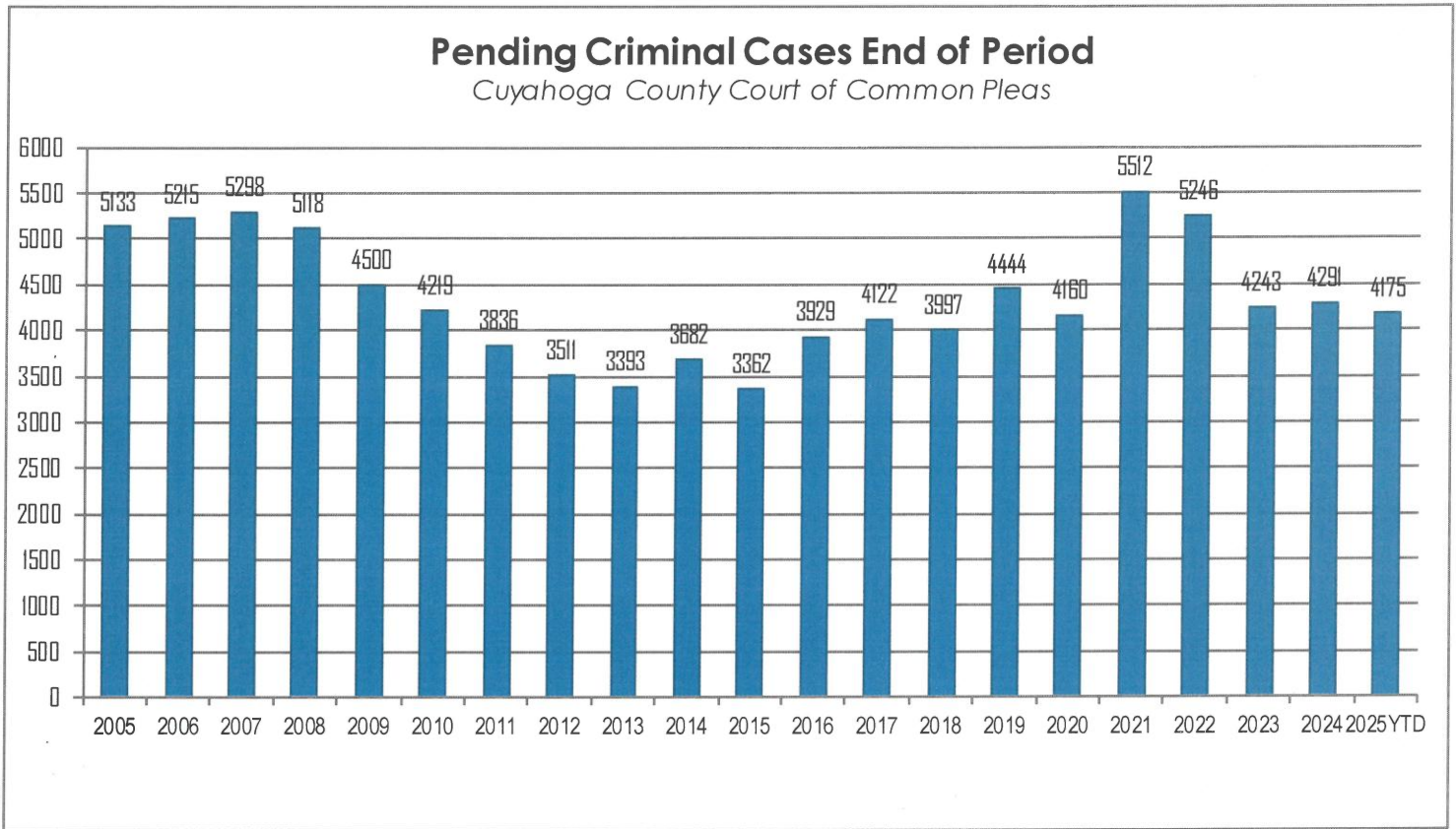




# CUYAHOGA COUNTY COMMON PLEAS COURT

## Pending Criminal Cases End of Period

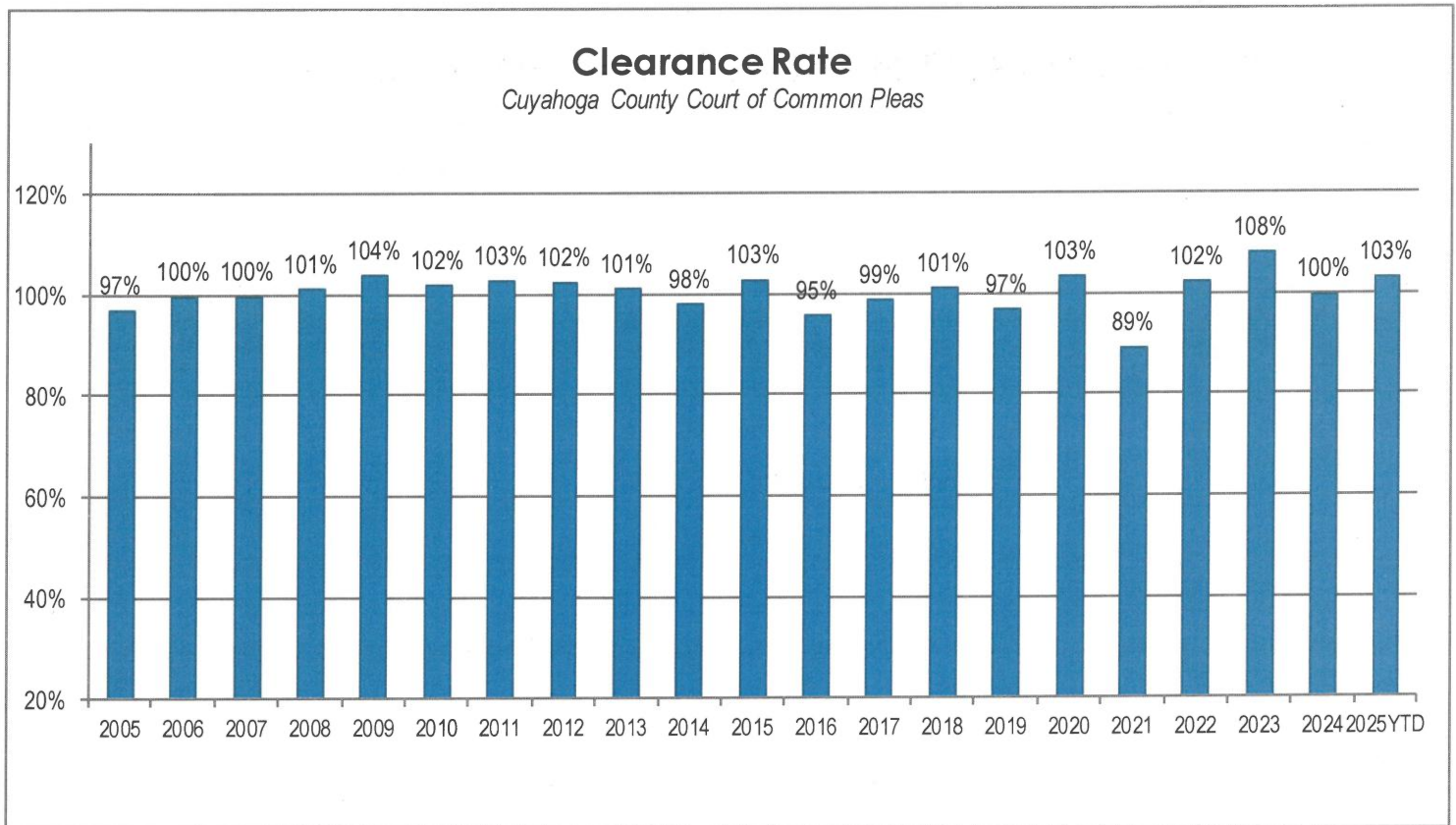
The following chart represents the total number of cases pending at the end of the reporting period from 2005 – April 2025. Pending criminal cases at the end of the period is determined by adding the total number of pending cases at the beginning of the reporting period, and all newly filed, re-activated and transferred in cases. The total number of cases terminated in the period is subtracted from the sum total pending at the beginning of the period to give the value pending at the end of the period.



# CUYAHOGA COUNTY COMMON PLEAS COURT

## Clearance Rate

The Clearance Rate is the total number of outgoing cases as a percentage of the number of incoming cases. Clearance rate measures whether the court is keeping up with its incoming caseload. If cases are not disposed in a timely manner, a backlog of cases awaiting disposition will grow. A Clearance Rate of 100% indicates that at least as many cases have been filed, reopened, or reactivated in a period have been disposed.



## *Arrest to Disposition Timeline*

Arrest to disposition timeline is a method to measure how felony cases flow through the Cuyahoga County Criminal Justice System. By capturing how long a case takes to move from stage to stage, we can examine where problems may exist and where potential improvements in case processing can be made.

The source data was extracted from the Cuyahoga County Court of Common Pleas Case Management System. The overall population of sample data was based on cases terminated in a given month excluding cases that have gone through diversion programs. A case is defined as a defendant and all charges involved in a single incident. The period for the extracted data is from April 2025.

The stages examined were:

Arrest to Indictment  
Indictment to Arraignment  
Arraignment to 1<sup>st</sup> Pre-Trial  
1<sup>st</sup> Pre-Trial to Plea/Trial  
Plea/Trial to Termination

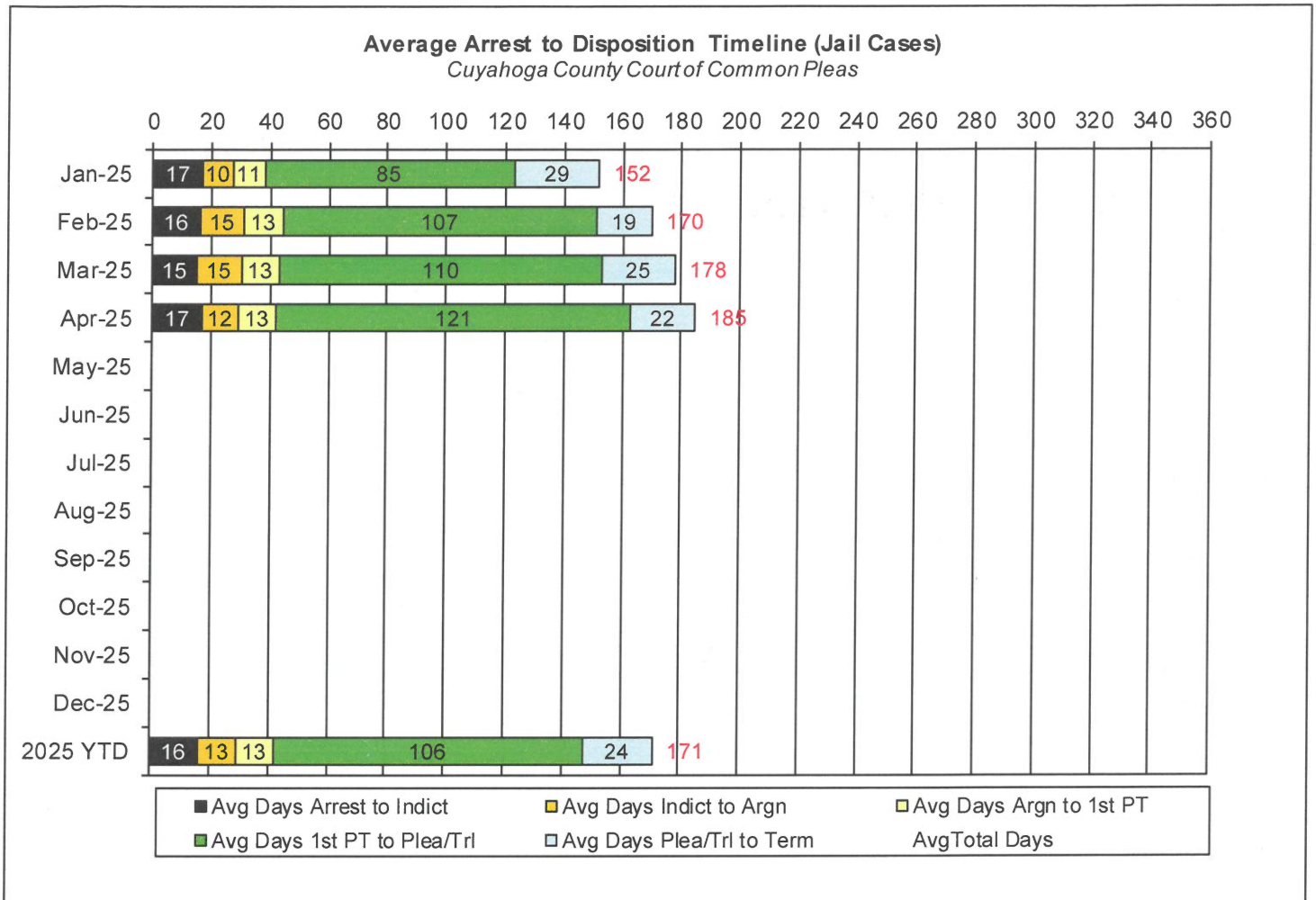
Due to the fact that each case may or may not have all of the stage date elements, a method to arrive at stage averages was applied. For a case to be included in the average for a stage there would need to be both dates for the given stage. A case would be included in the Arrest to Indictment stage if both arrest date and indictment date were available. This method was applied to each of the five stages. Next we calculated the total number of cases that met the date criteria for each of the ranges and also the total number of days between each date. To arrive at an average, the total number of days for each case in each range was calculated and divided by the total number of cases that met the date criteria. If a case had a time period or periods where the defendant was capiased or referred to the Psych Clinic, that amount of time was subtracted from the appropriate range. For re-indicted cases, the original arrest date is used.

The following three charts are for Jail, Non-Jail and combined Jail and Non-Jail cases. Jail and Non-Jail cases are defined by the posting of bond prior to plea or trial.



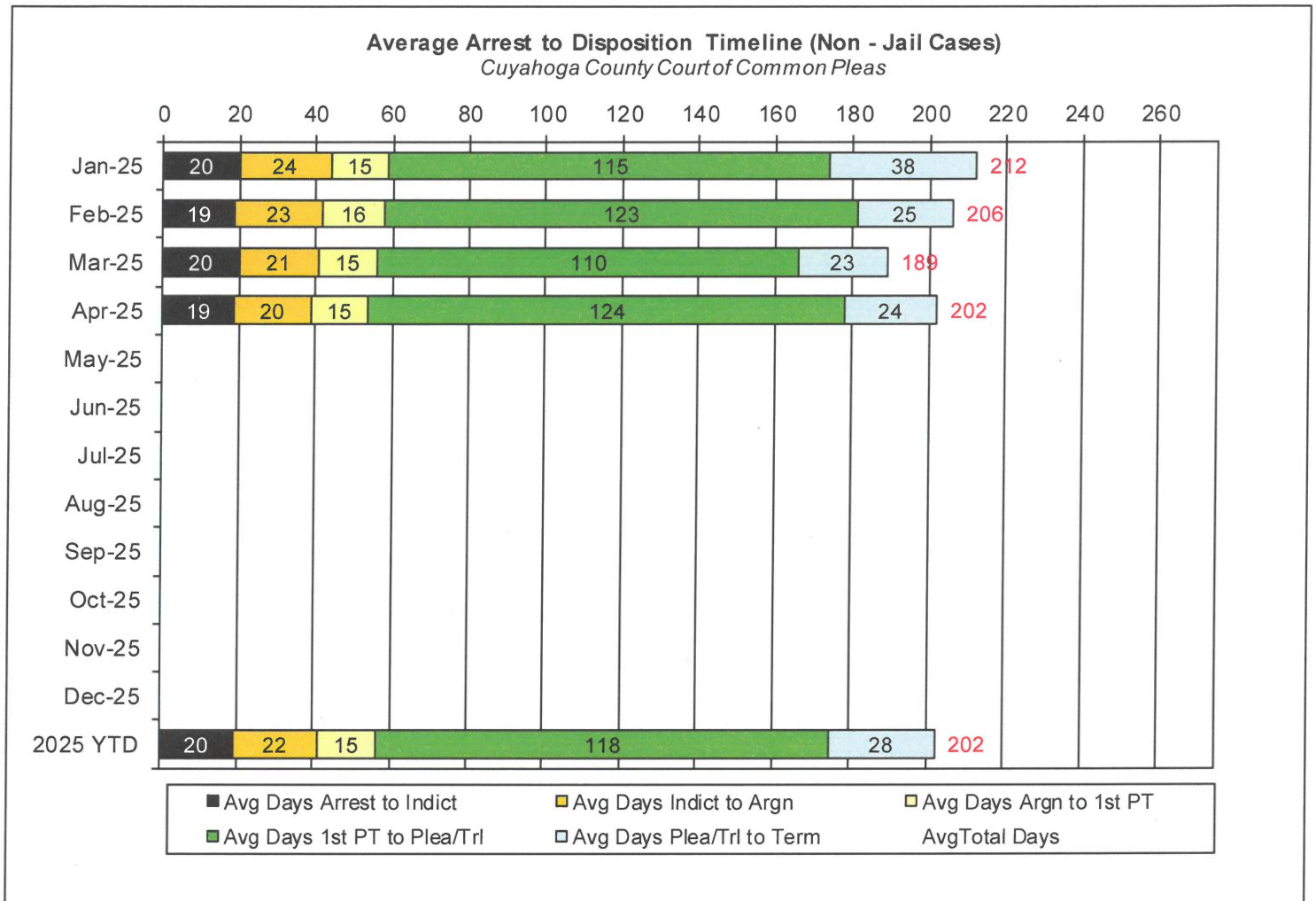
# CUYAHOGA COUNTY COMMON PLEAS COURT

## Average Arrest to Disposition Timeline (Jail Cases)



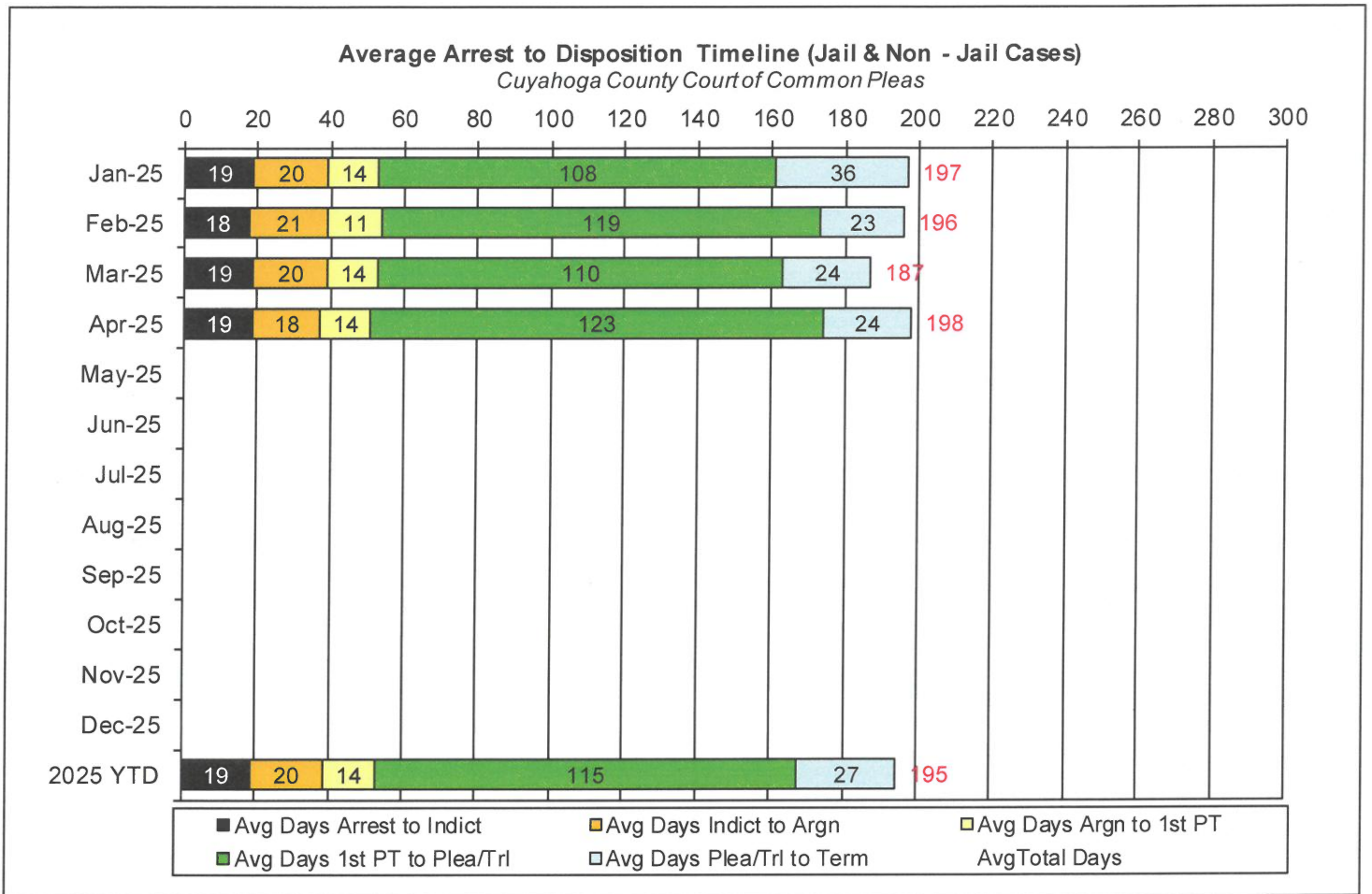
# CUYAHOGA COUNTY COMMON PLEAS COURT

## Average Arrest to Disposition Timeline (Non-Jail Cases)



# CUYAHOGA COUNTY COMMON PLEAS COURT

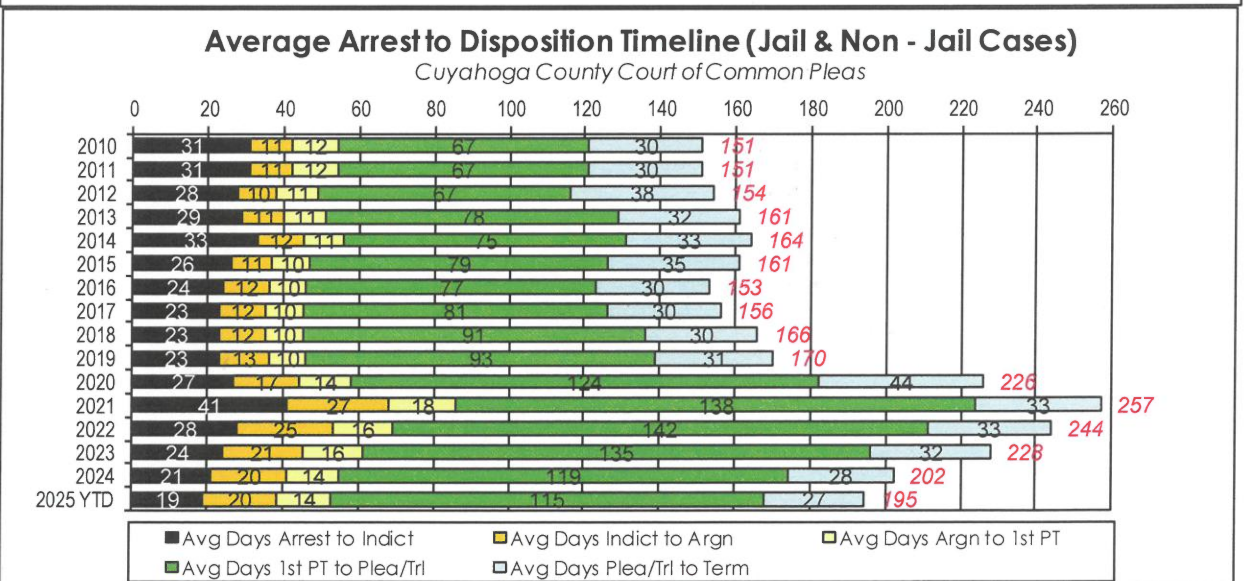
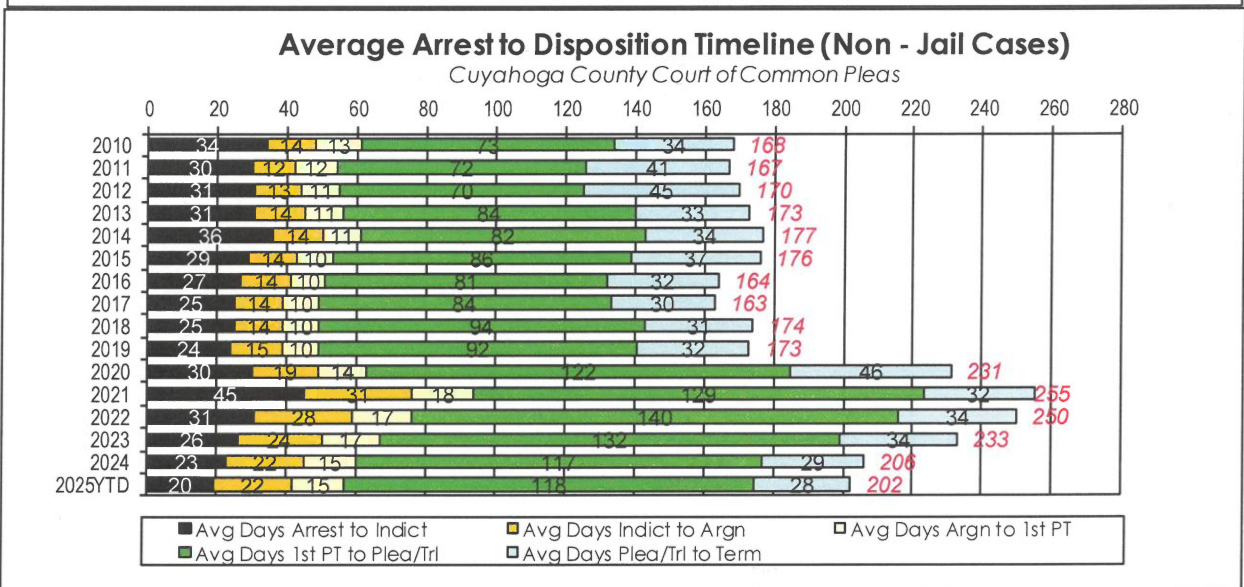
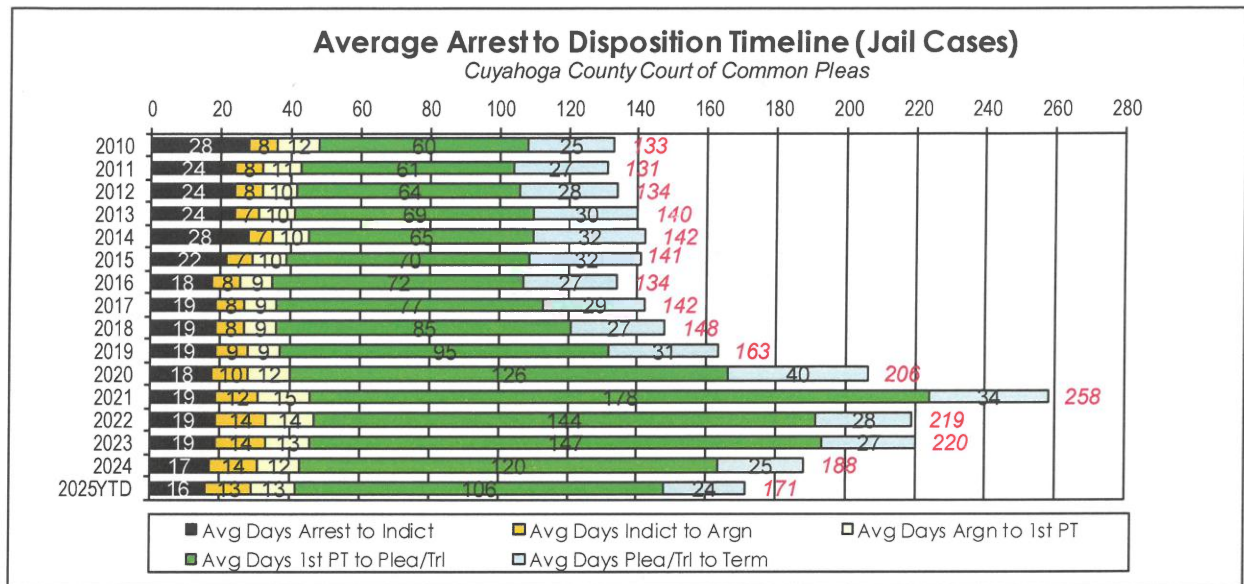
## Average Arrest to Disposition Timeline (Jail and Non-Jail Cases)





# CUYAHOGA COUNTY COMMON PLEAS COURT

## Yearly Average Arrest to Disposition Timeline

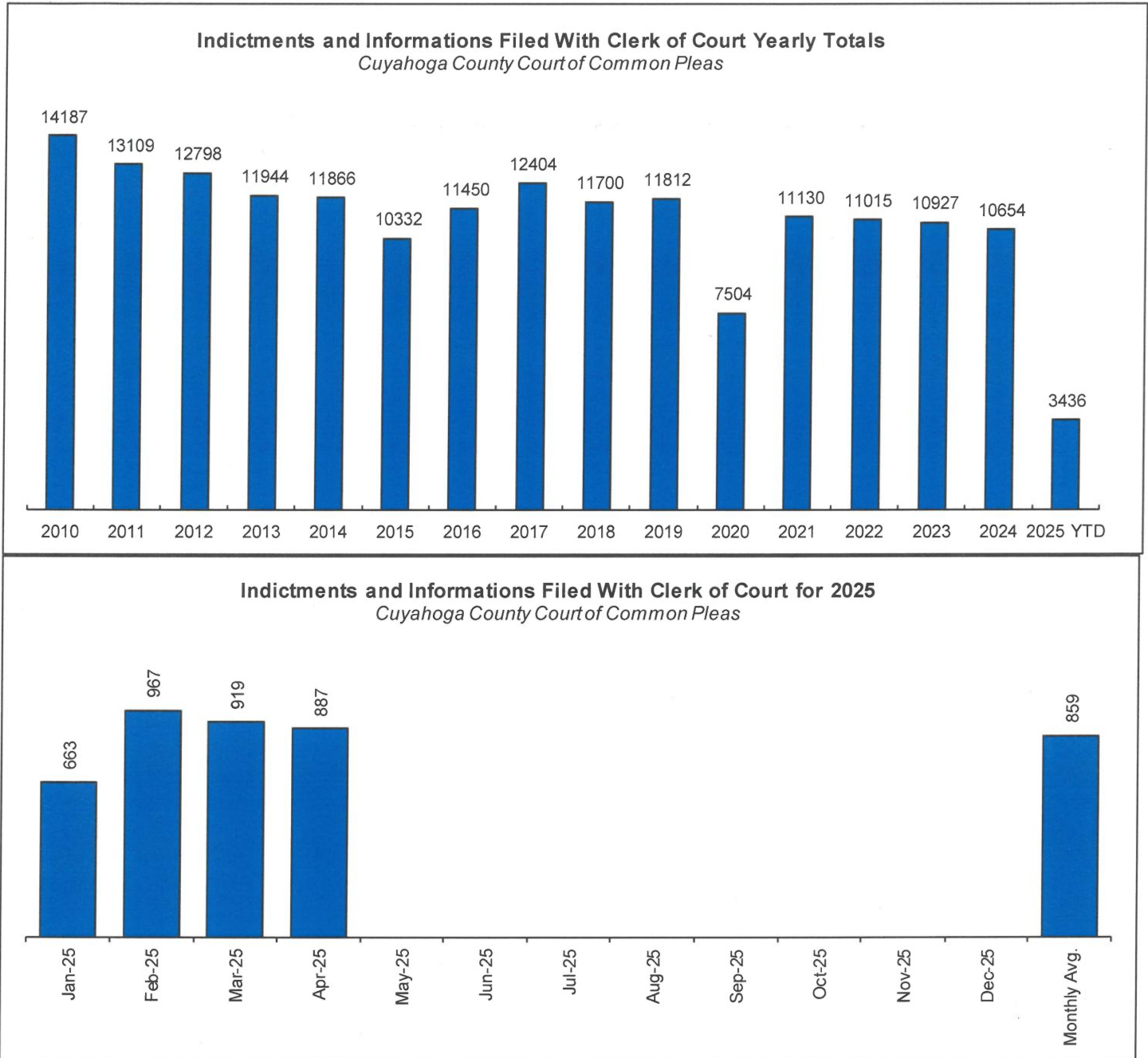




# CUYAHOGA COUNTY COMMON PLEAS COURT

## Indictments and Informations Filed With the Clerk of Courts

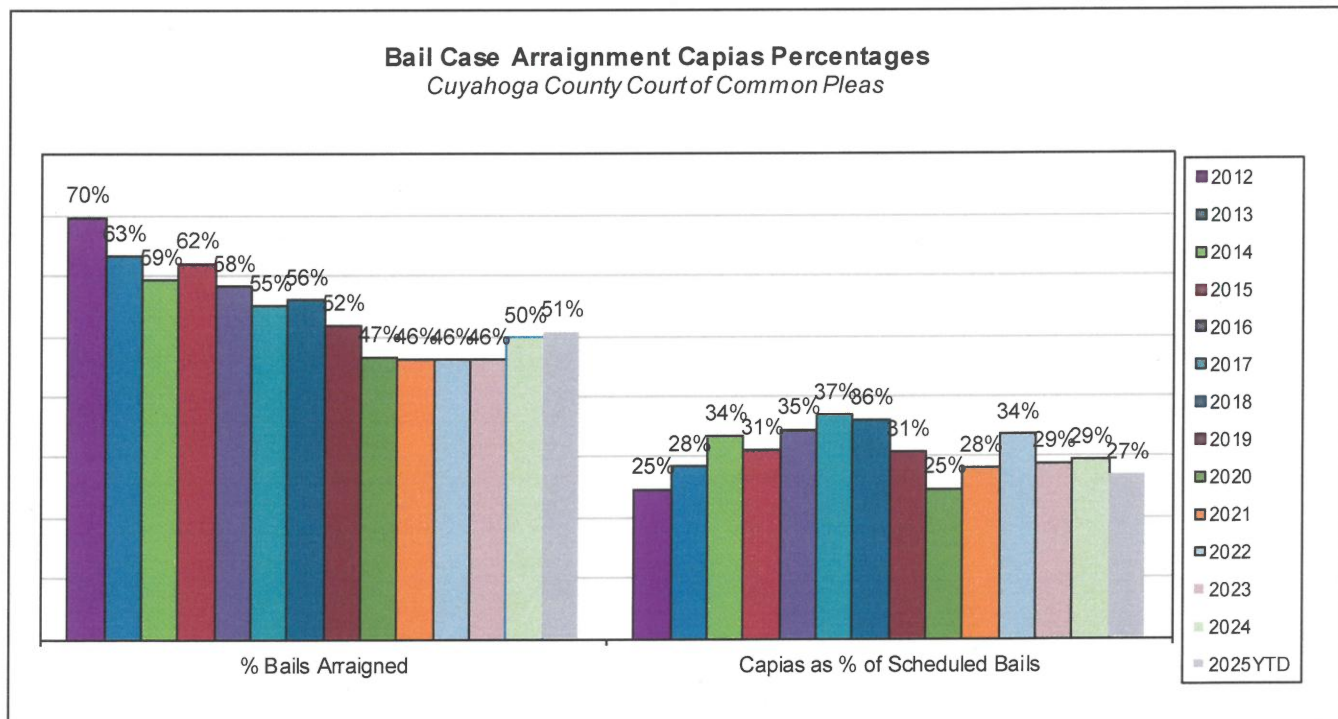
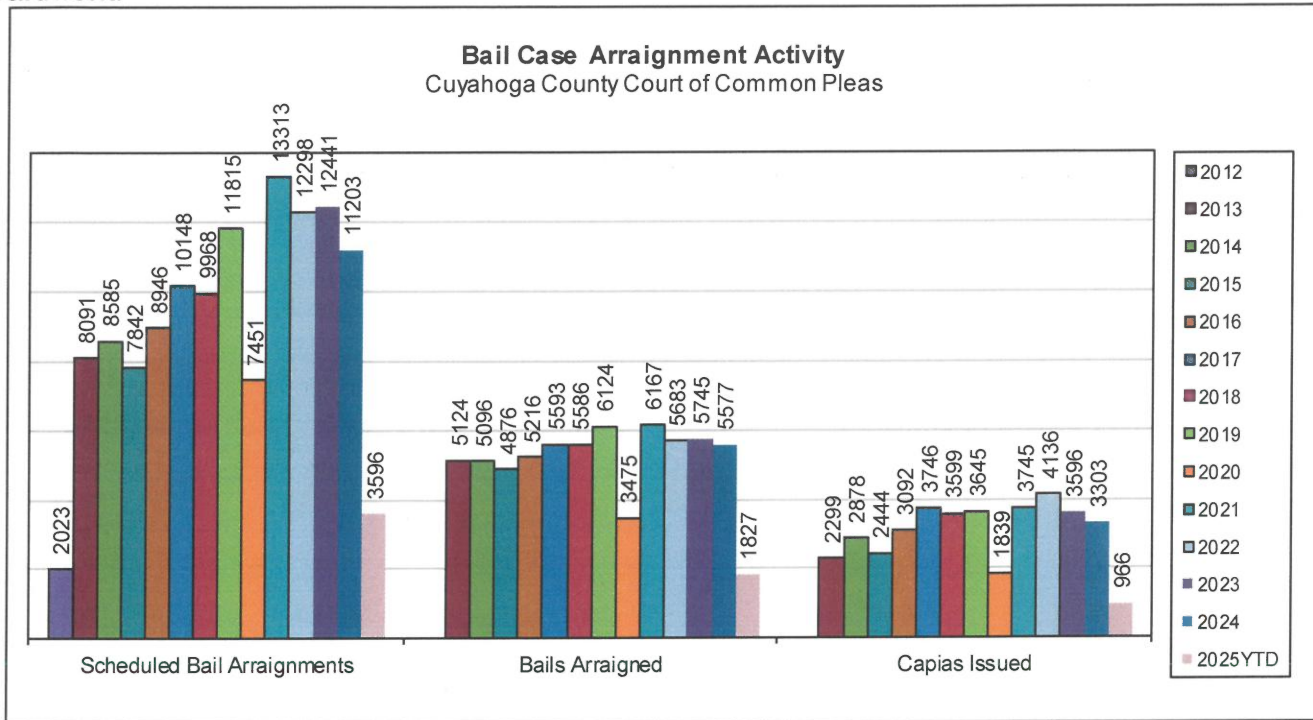
The following charts are reflective of Indictments and Informations filed with the Criminal Clerk of Courts from 2010. The source for this information was the Criminal Clerk's Office.



# CUYAHOGA COUNTY COMMON PLEAS COURT

## Bail Case Arraignment Activity

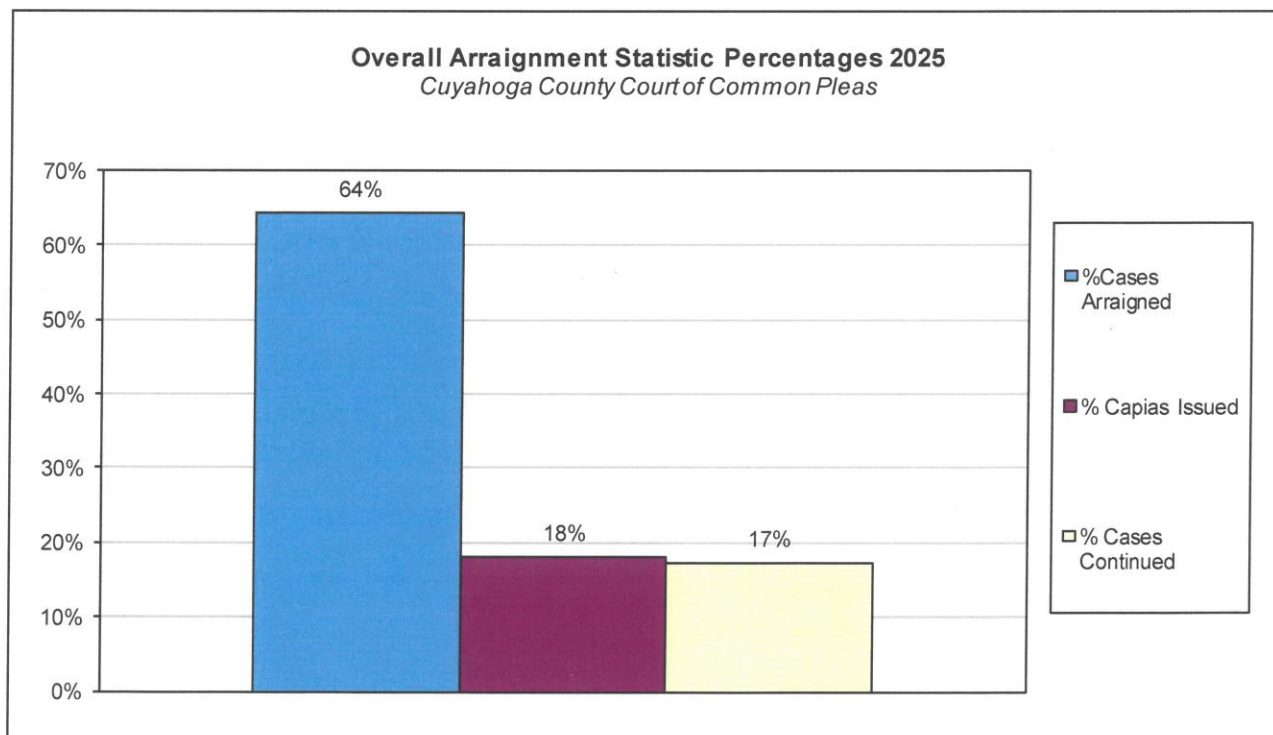
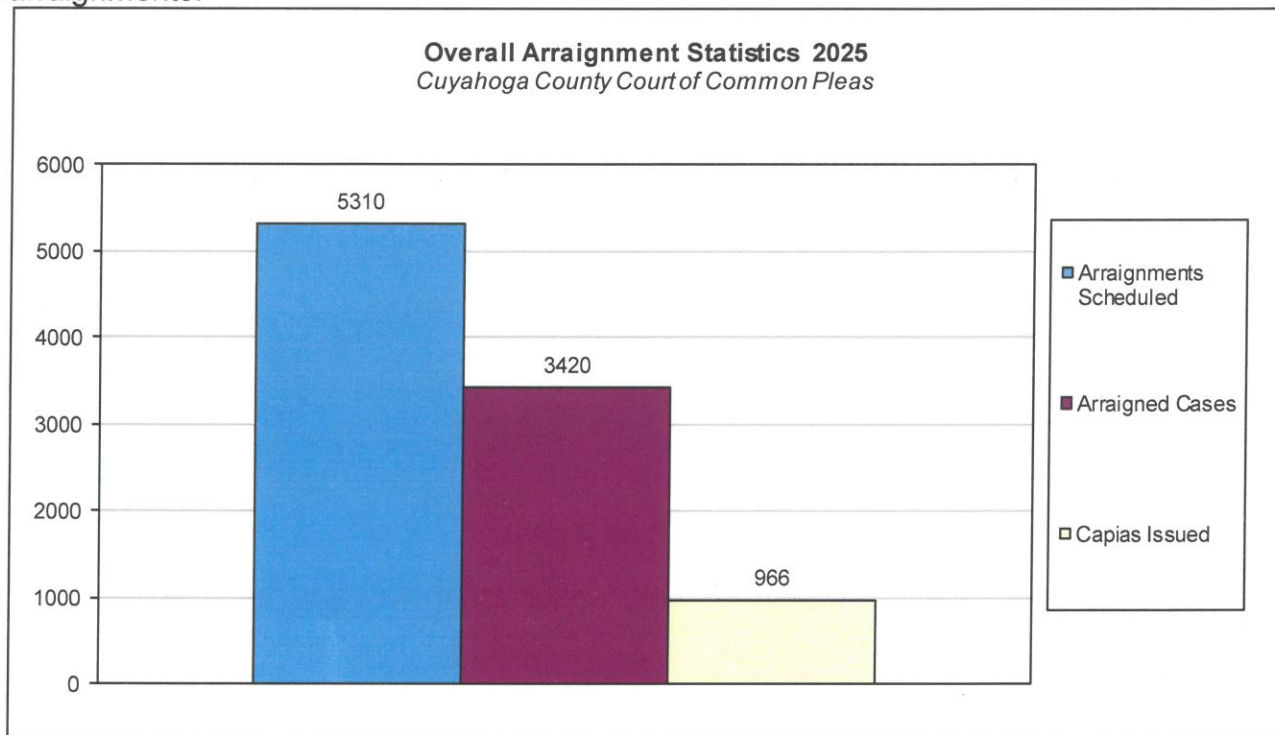
The following charts are reflective of arraignment activity where the defendant was not incarcerated at the time of arraignment. The source for this information was the Criminal Records Department.



# CUYAHOGA COUNTY COMMON PLEAS COURT

## Overall Arraignment Statistics

The arraignment statistics were provided by the Criminal Records Department. They are provided to give a representation of arraignment activity in the Court in 2025. These statistics include jail and non – jail arraignments.



# Judicial Foreclosure Statistics<sup>1</sup>

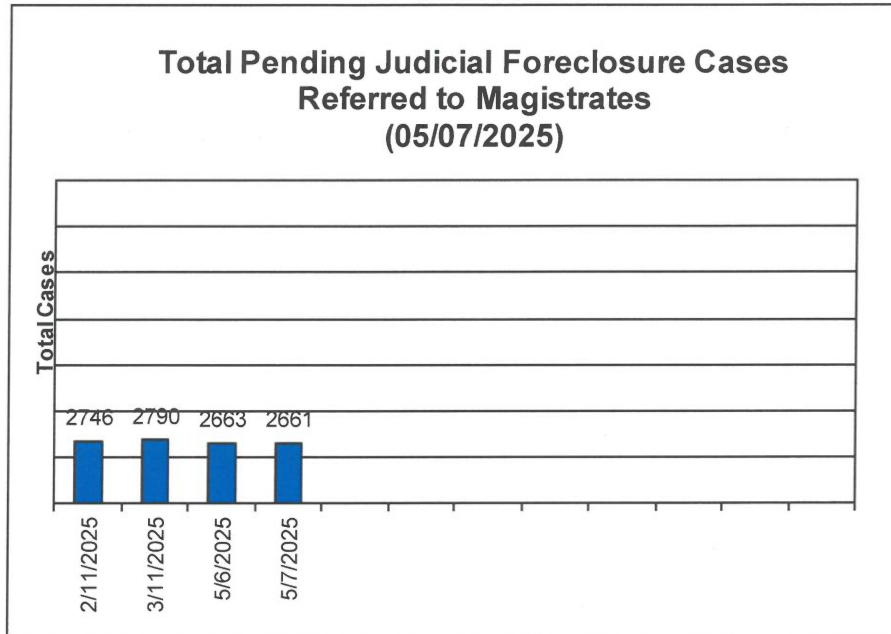
<sup>1</sup> For clarification purposes, Foreclosure cases in this report are identified as Judicial Foreclosure filings (filing codes 1460 (Foreclosure Marsh. Of Lien), 1465(Tax Lien), 1466 (Tax Certificate), 1470 (Quiet Title), and 1480 (Partition)). These cases are different from Board of Revision Foreclosures, which are not reported here.



# CUYAHOGA COUNTY COMMON PLEAS COURT

## Total Pending Judicial Foreclosure Cases Referred to Magistrates

The following chart is a display of the total number of pending Judicial Foreclosure cases referred to the Magistrates on specific dates. The table below shows the number of these cases pending from each year since 2012.

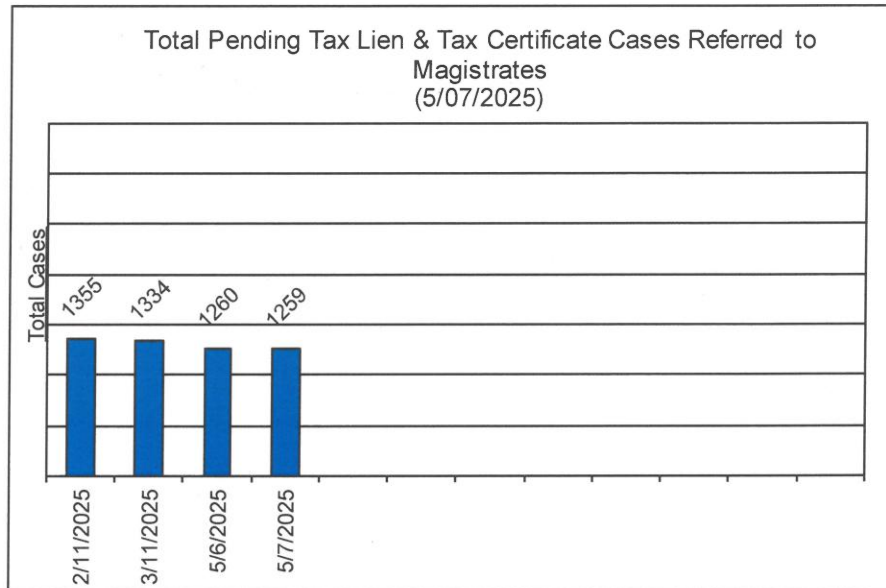


	As of:	2/11/2025	3/11/2025	5/6/2025	5/7/2025								
Year													
2015		1	1	0	0								
2016		0	0	0	0								
2017		1	2	1	1								
2018		4	4	6	6								
2019		4	5	3	3								
2020		2	3	0	0								
2021		6	10	8	8								
2022		13	13	11	11								
2023		99	83	49	49								
2024		2013	1660	941	934								
2025		603	1009	1644	1649								
<b>Total</b>		<b>2746</b>	<b>2790</b>	<b>2663</b>	<b>2661</b>								

# CUYAHOGA COUNTY COMMON PLEAS COURT

## Total Pending Tax Lien & Certificate Cases Referred to Magistrates

The following chart is a display of the number of pending tax Judicial Foreclosure cases referred to the Magistrates on specific dates. The table below shows the number of pending tax Judicial Foreclosure cases in each year since 2010.




	As of:	2/11/2025	3/11/2025	5/6/2025	5/7/2025								
Year													
2010		1	1	1	1								
2012		1	1	1	1								
2015		2	2	2	2								
2016		2	2	2	2								
2017		1	2	1	1								
2018		2	2	5	5								
2019		3	3	2	2								
2020		1	2	0	0								
2021		4	7	5	5								
2022		1	2	2	2								
2023		18	12	5	5								
2024		1034	844	443	441								
2025		285	454	791	792								
Total		1355	1334	1260	1259								

# CUYAHOGA COUNTY COMMON PLEAS COURT

## Percentage of Pending Judicial Foreclosure Cases By Filing Year

The following chart is a representation of the total number of pending Judicial Foreclosure cases by filing year expressed as a percentage on a specific date. The table below is the supporting data for this chart.


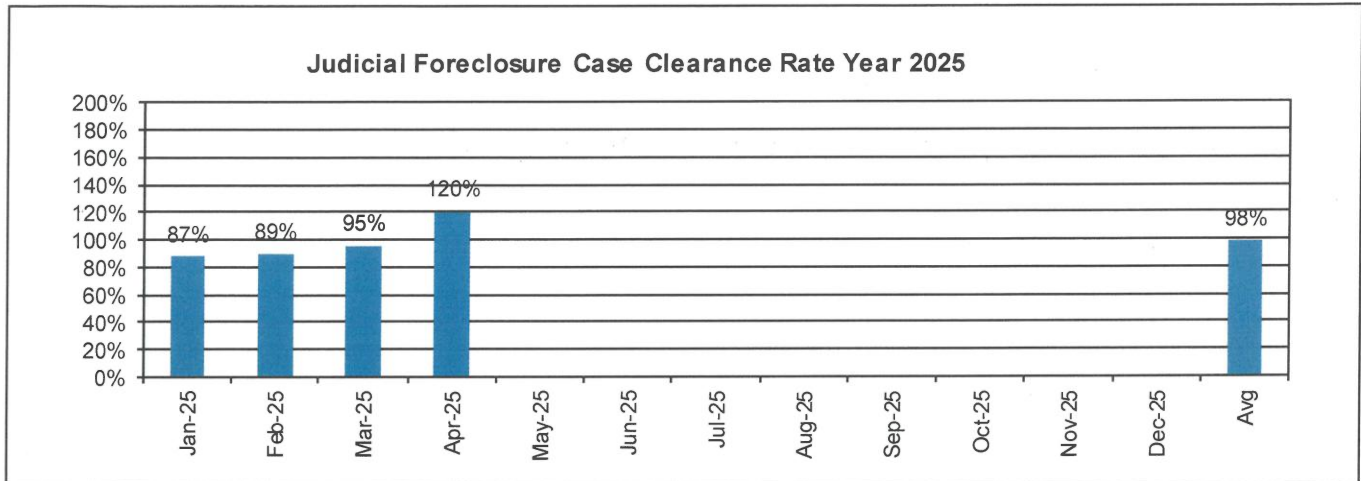


	As of:	5/7/2025	% of Total
Year			
2015		0	0.00%
2016		0	0.00%
2017		1	0.04%
2018		6	0.23%
2019		3	0.11%
2020		0	0.00%
2021		8	0.30%
2022		11	0.41%
2023		49	1.84%
2024		934	35.10%
2025		1649	61.97%
Total		2661	100.00%

# CUYAHOGA COUNTY COMMON PLEAS COURT

## Judicial Foreclosure Clearance Rate Year 2025

The Clearance Rate is the number of outgoing cases as a percentage of the number of incoming cases. Clearance rate measures whether the court is keeping up with its incoming caseload. If cases are not disposed in a timely manner, a backlog of cases awaiting disposition will grow. A Clearance Rate of 100% indicates that at least as many cases as have been filed, reopened, or reactivated in a period have been disposed.



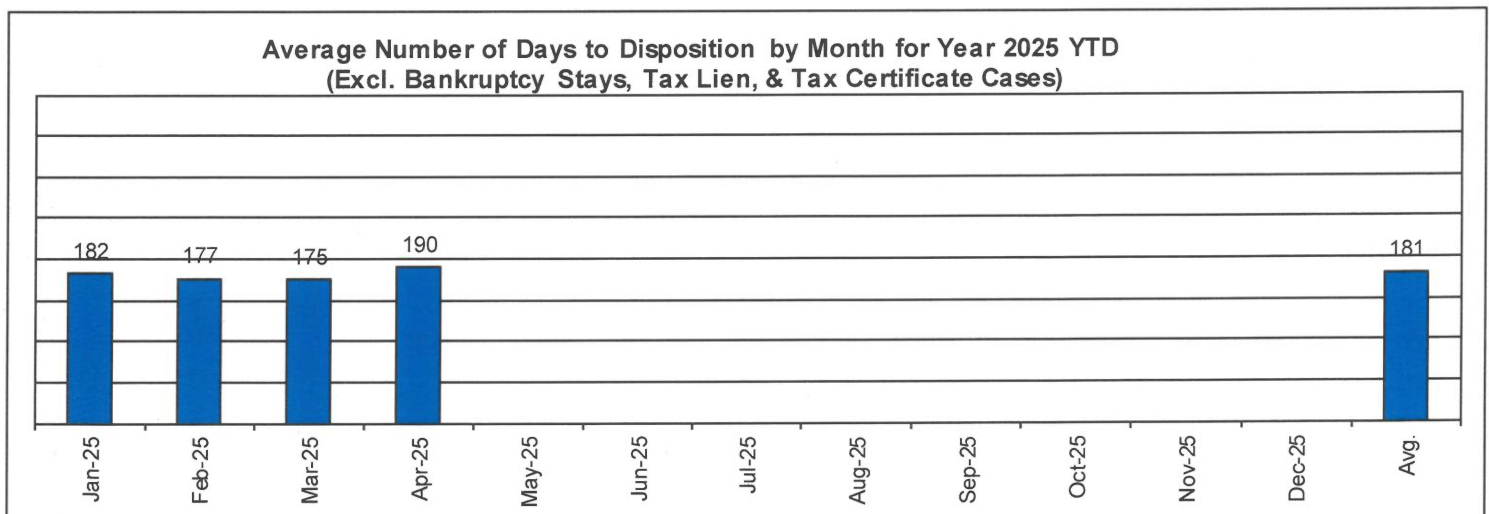
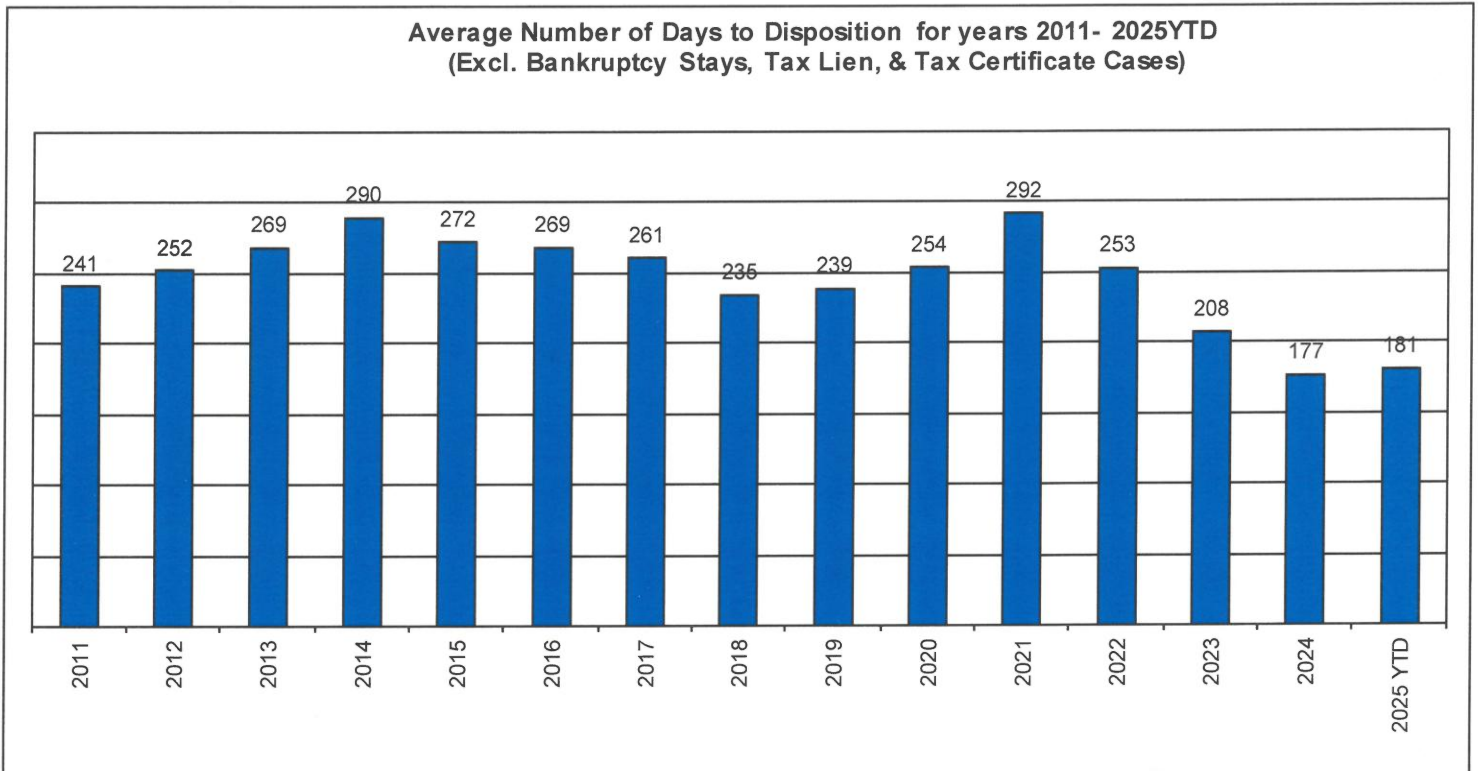
	Referrals & Reinstates	Dispositions	Clearance Rate
Jan-25	564	492	87%
Feb-25	575	513	89%
Mar-25	508	485	95%
Apr-25	531	639	120%
May-25			
Jun-25			
Jul-25			
Aug-25			
Sep-25			
Oct-25			
Nov-25			
Dec-25			
Avg	545	532	98%
Total	2178	2129	



# CUYAHOGA COUNTY COMMON PLEAS COURT

## Avg. Number of Days to Disp. (Excl. Bank. Stays & Tax Lien & Tax Cert.)

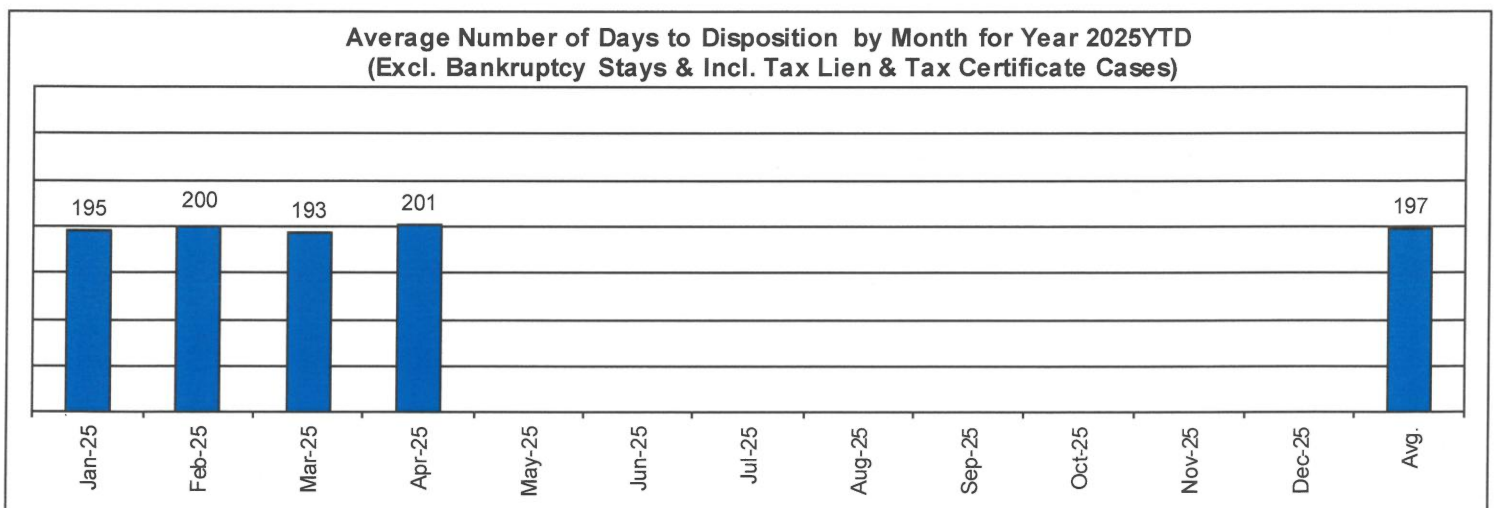
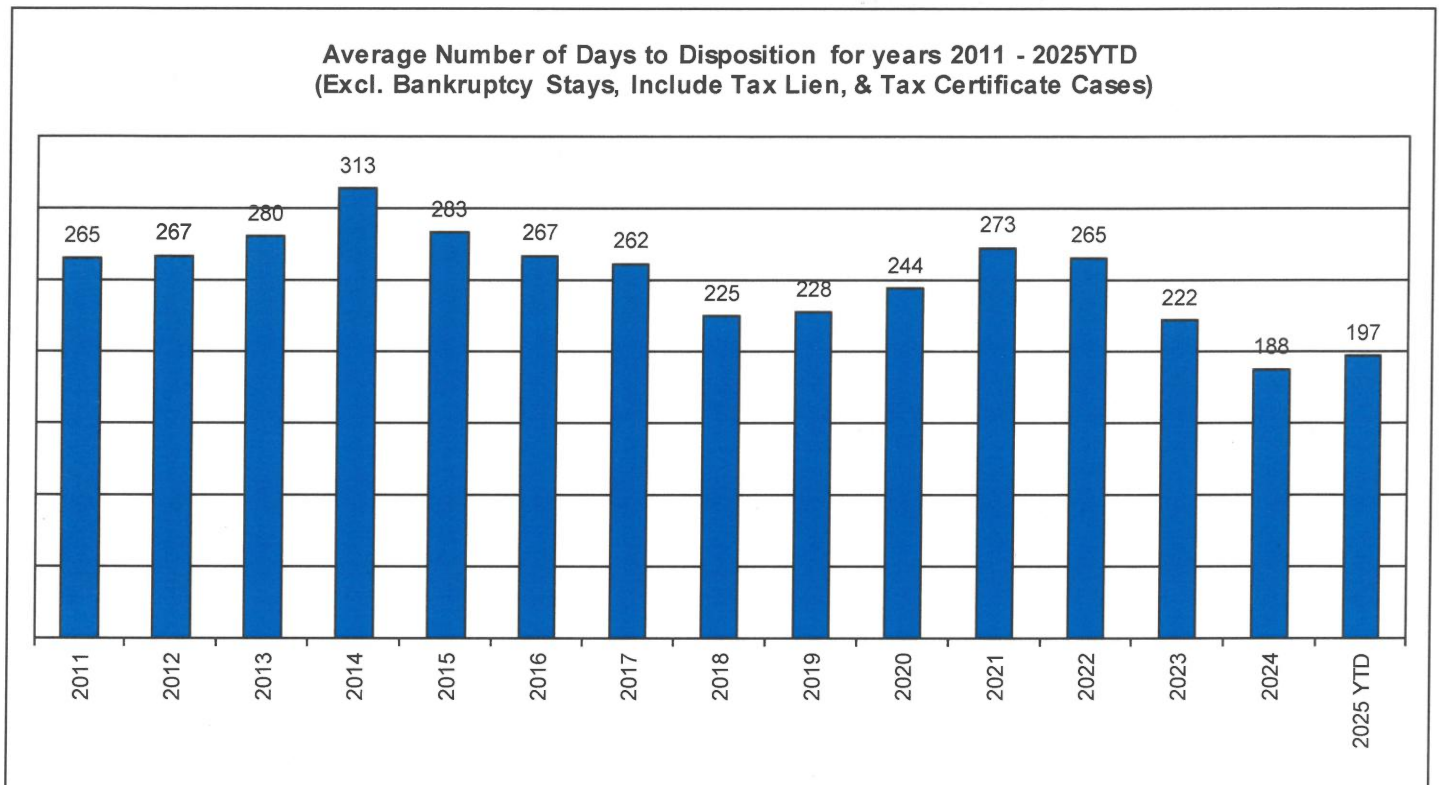
The average number of days to disposition is the number of days from filing to a final disposition entry being filed with the Clerk of Court. The data sample is based on all judicial foreclosure cases terminated by decree or dismissal (cases terminated by bankruptcy are not included) in a month. Each case is examined to determine the number of days between filing and termination with the periods that a case may have been in bankruptcy subtracted. Adding the total days of all of the cases minus bankruptcy periods and dividing by the total number of cases calculates the average. In the following chart, tax judicial foreclosure cases are excluded.



# CUYAHOGA COUNTY COMMON PLEAS COURT

## Avg. Number of Days to Disp. (Excl. Bank. Stays & Incl. Tax Lien & Tax Cert.)

The average number of days to disposition is the number of days from filing to a final disposition entry being filed with the Clerk of Court. The data sample is based on all Judicial Foreclosure cases terminated by decree or dismissal (cases terminated by bankruptcy are not included) in a month. Each case is examined to determine the number of days between filing and termination with the periods that a case may have been in bankruptcy subtracted. Adding the total days of all of the cases minus bankruptcy periods and dividing by the total number of cases calculates the average. In the following chart, all types of Judicial Foreclosure cases are included.

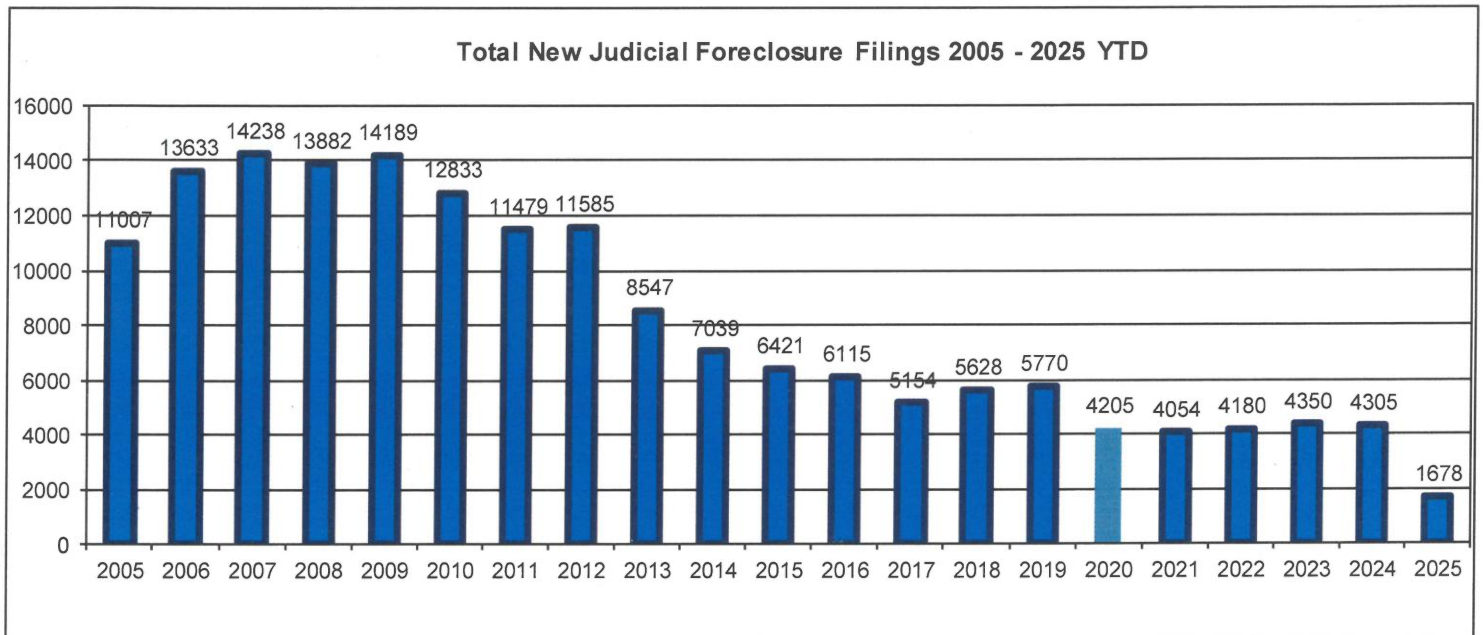


# CUYAHOGA COUNTY COMMON PLEAS COURT

## ***Total New Judicial Foreclosure Filings***

The following charts are provided as a historical view of new judicial foreclosure filings.

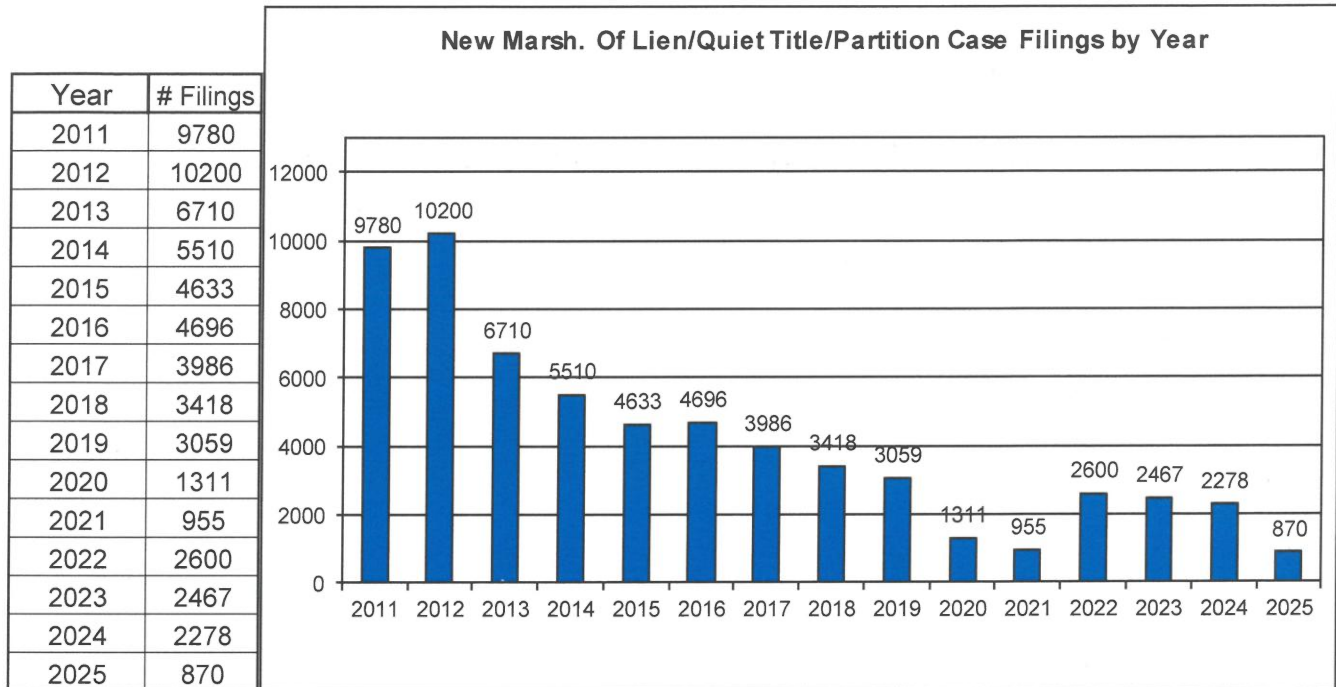
1. Total New Judicial Foreclosure Filings from 2005 – 2025 by year
2. Total New Marsh of Lien/Quiet Title/Partition Filings from 2011 – 2025 by month
3. Total New Tax Lien & Tax Certificate Filings for 2011 – 2025 by month
4. Total New Judicial Foreclosure Filings from 2011 – 2025 by month



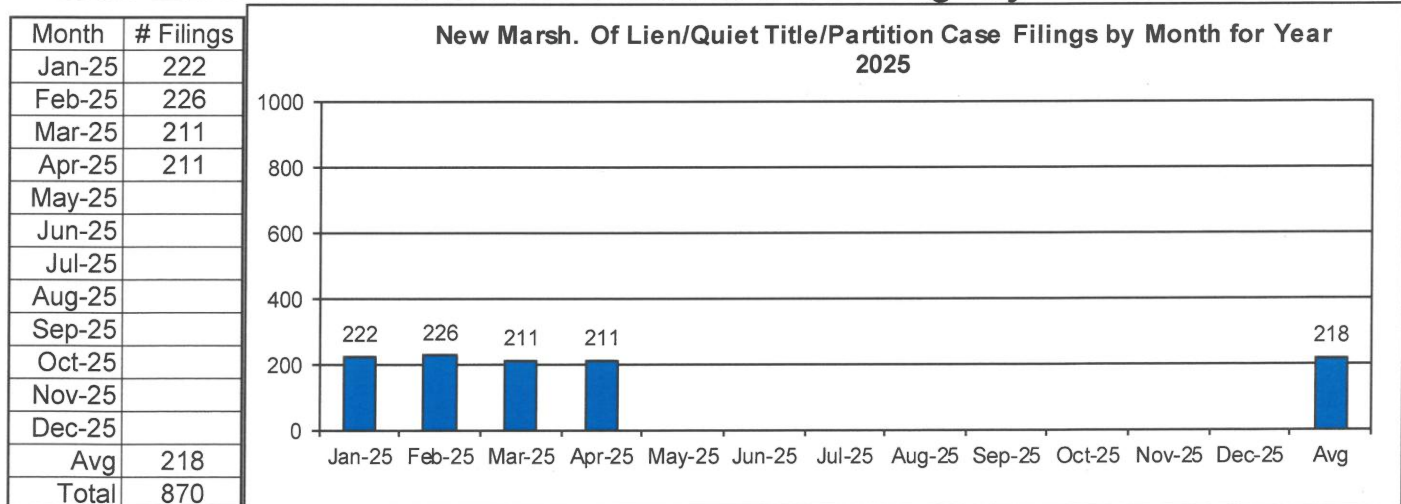


# CUYAHOGA COUNTY COMMON PLEAS COURT

## New Marsh of Lien/Quiet Title/Partition Case Filings for Years 2011 – 2025 YTD



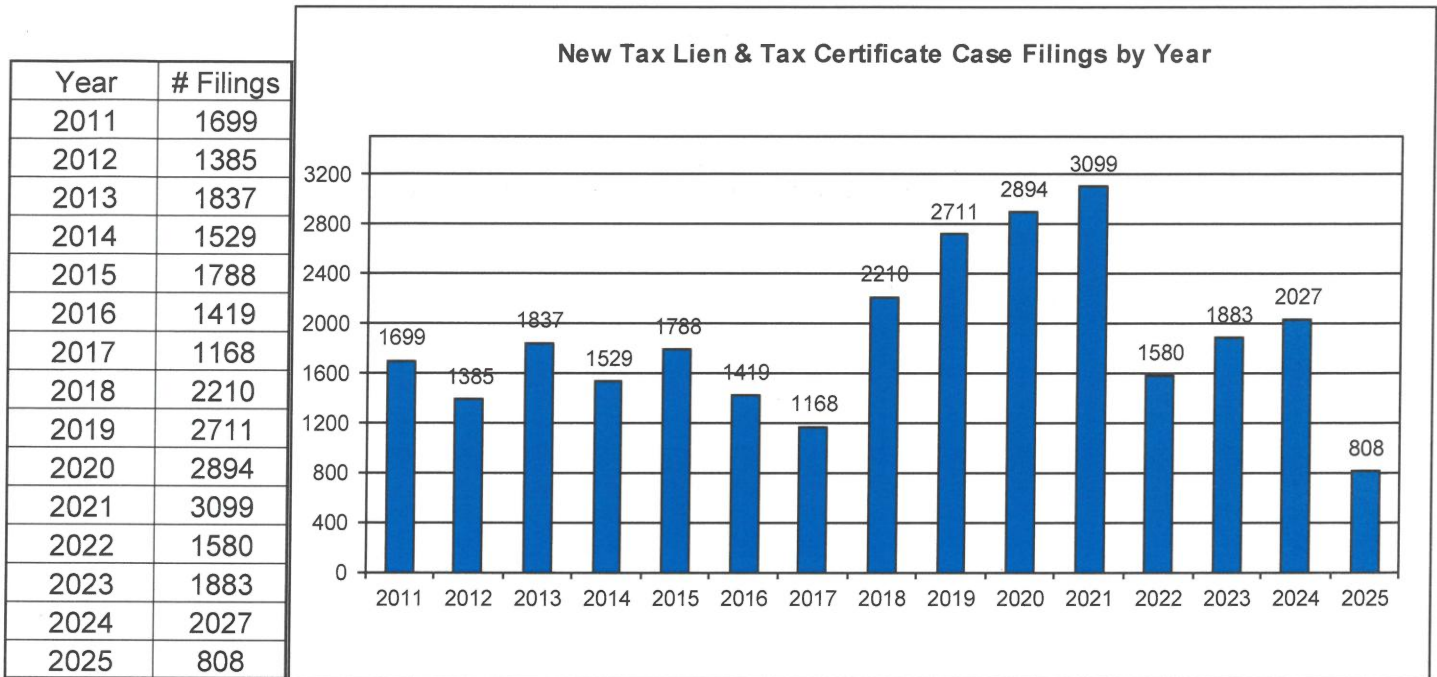
## New Marsh of Lien/Quiet Title/Partition Case Filings by month for 2025 YTD






# CUYAHOGA COUNTY COMMON PLEAS COURT

## New Tax Lien & Certificate Filings for Years 2011 – 2025 YTD



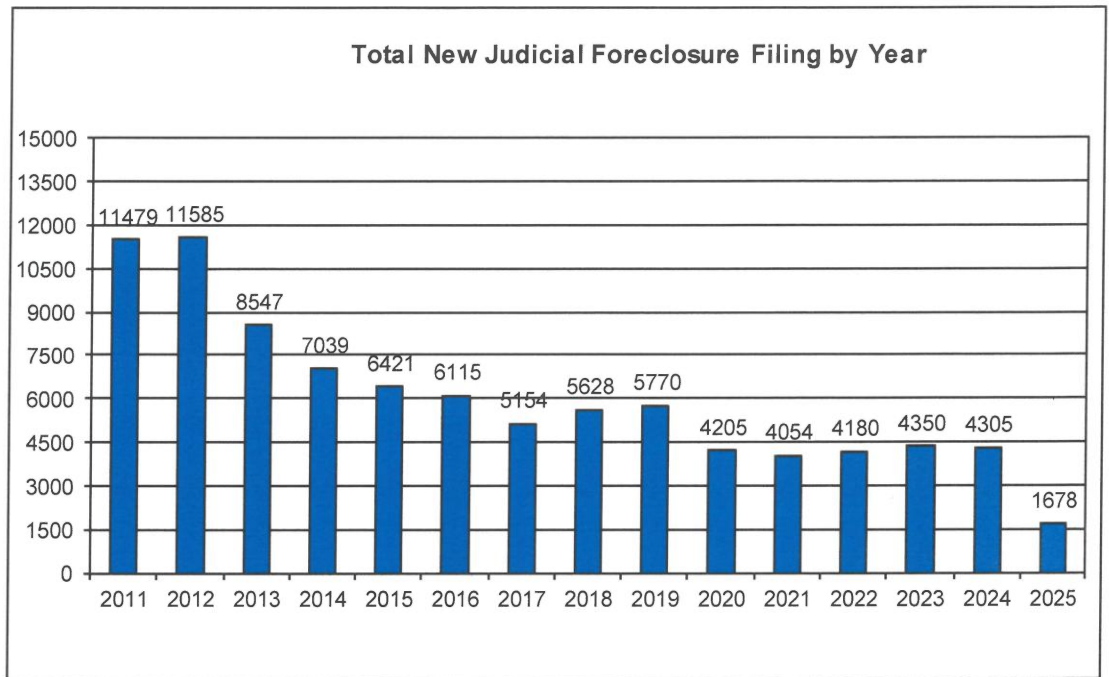
## New Tax Lien & Certificate Filings by Month for Year 2025 YTD



# CUYAHOGA COUNTY COMMON PLEAS COURT

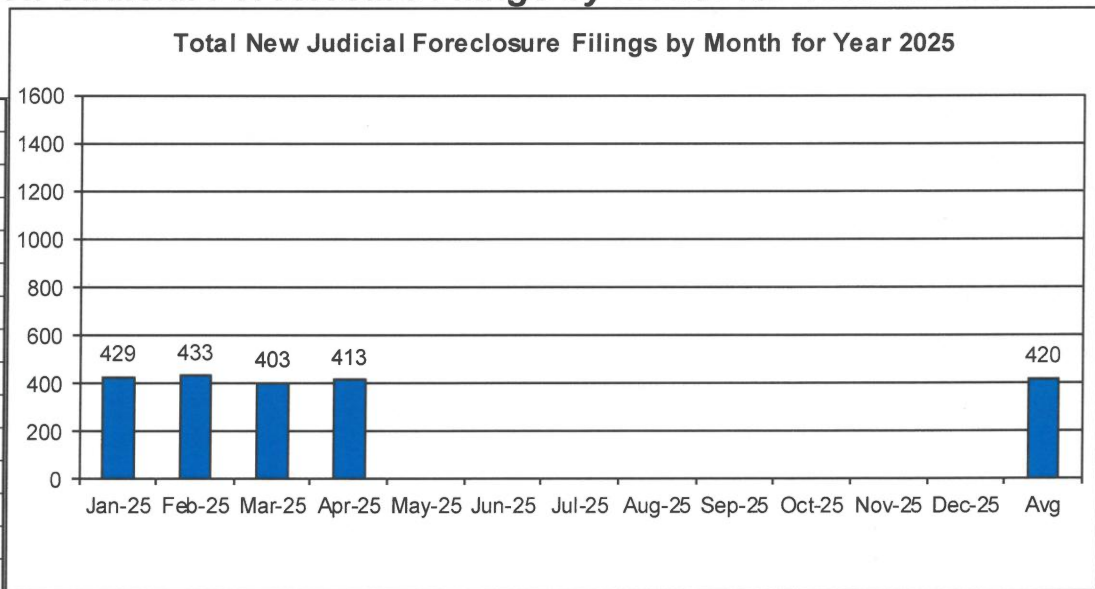
## Total New Judicial Foreclosure Filings Years 2011 – 2025 YTD

Year	# Filings
2011	11479
2012	11585
2013	8547
2014	7039
2015	6421
2016	6115
2017	5154
2018	5628
2019	5770
2020	4205
2021	4054
2022	4180
2023	4350
2024	4305
2025YTD	1678



## Total New Judicial Foreclosure Filings by Month for Year 2025 YTD

Month	# Filings
Jan-25	429
Feb-25	433
Mar-25	403
Apr-25	413
May-25	
Jun-25	
Jul-25	
Aug-25	
Sep-25	
Oct-25	
Nov-25	
Dec-25	
Avg	420
Total	1678



***Magistrate's Monthly Reports***

The Magistrates' Monthly Report consists of 5 reports. Below is a description of each.

**Magistrate's Monthly Supplemental Journal Entry Report (R415)**

Retrieves total number of supplemental entries and Decrees of Confirmation of Sheriff's sale created during a specific period. A supplemental entry is any journal created by a magistrate, which does not close out a case. For example, any magistrate's order (MG) setting a hearing, any journal entry (JE) ruling on a motion, journals confirming Sheriff's sales, etc.).

**Magistrate's Full Disposition Count by Magistrate Report (R413)**

Retrieves total number of cases disposed of during a specific period. The dispositions are grouped by Magistrate and then broken down by the type of disposition (i. e. Default, Dismissed with Prejudice, Dismissed without Prejudice, etc.) This report can be printed three different ways. Including tax cases (Full Dispositions), excluding tax cases (Non-Tax Dispositions), and Tax cases only (Tax Dispositions).

**Magistrate's Monthly Cases Referred/Reinstated Report (R418)**

Retrieves newly filed cases referred to the Magistrates Dept. and cases previously disposed by the Magistrates Dept. that are reinstated and re-referred to the magistrates. The cases are separated by Tax (filing code 1465; Tax Judicial Foreclosure & 1466; Tax Certificate Judicial Foreclosure) and Non-Tax (1460; Judicial Foreclosure Marsh. Of Lien, 1480; Partition, 1470; Quiet Title, misc. (i. e. 1391; Contract Other, etc.).

**Magistrate's Monthly Hearing Totals Report (R3146)**

Retrieves total number of hearings held during one month. The hearings are grouped by Magistrate and then broken down by what type hearing was held (i. e. Default, Pretrial, etc.).

**Magistrate's Monthly Case Load Report (R3147)**

Retrieves individual caseload totals for individual magistrates during a specific period. The cases are grouped by magistrate and then broken down by case type (i. e. tax judicial foreclosure, tax certificate judicial foreclosure and non-tax judicial foreclosure).

**Magistrate's New Referrals/Assignments (R429)**

Retrieves All cases referred to the Magistrate's Department. The cases are grouped by Magistrate and broken down into categories of CSPO (Filing Code 1491 Stalking Civil Protection Orders), Tax (1465; Tax Judicial Foreclosure & 1466; Tax Certificate Judicial Foreclosure), Non Tax (1460; Judicial Foreclosure Marsh. Of Lien, 1480; Partition, 1470; Quiet Title, misc. (i.e. 1391; Contract Other, etc.)).

# CUYAHOGA COUNTY COURT OF COMMON PLEAS

DATE: 05/07/2025  
TIME: 9:01 AM

OFFICE OF THE MAGISTRATES  
MAGISTRATE'S MONTHLY SUPPLEMENTALS BY CASE  
REPORTING PERIOD: APRIL 2025

PAGE: 1  
CMSR415D

---

## SUPPLEMENTALS

AUGUSTYN	210
BUCHA	170
DAY	272
DYKE	211
GOZELANCZYK	302
HEGYES	208
JACKSON	170
JACKSON	167
KLEIN	191
LUCAS	173
LUNSFORD	313
UNACCOUNTED FOR	0

TOTAL	2387
-------	------

## CONFIRMATIONS

TOTAL	2
-------	---



**CUYAHOGA COUNTY COURT OF COMMON PLEAS**

OFFICE OF THE MAGISTRATES

**Full Disposition Count by Magistrate**

REPORTING PERIOD: FROM 04/01/2025 TO 04/30/2025

DATE: 05/07/2025

TIME: 9:02 AM

PAGE: 1

CMSR413

MagID	Dispose Type	Tax Cert.	Tax Treas.	Total
KCA	Bank	0	0	3
	Def	0	0	5
	Dism	0	2	10
	Ref. Vacate	0	0	0
	Court Trial	0	0	7
	Other	0	10	22
	<b><u>MAG'S TOTAL</u></b>	<b>0</b>	<b>12</b>	<b><u>47</u></b>

SMB	Bank	0	0	0
	Def	0	0	3
	Dism	0	2	10
	Ref. Vacate	0	0	0
	Court Trial	0	0	4
	Other	0	8	9
	<b><u>MAG'S TOTAL</u></b>	<b>0</b>	<b>10</b>	<b><u>26</u></b>

CD	Bank	0	0	1
	Def	0	0	4
	Dism	0	3	10
	Ref. Vacate	0	0	0
	Court Trial	0	0	0
	Other	0	23	36
	<b><u>MAG'S TOTAL</u></b>	<b>0</b>	<b>26</b>	<b><u>51</u></b>

JTD	Bank	0	1	2
	Def	0	0	3
	Dism	0	8	28
	Ref. Vacate	0	0	0
	Court Trial	0	0	0
	Other	0	26	38
	<b><u>MAG'S TOTAL</u></b>	<b>0</b>	<b>35</b>	<b><u>71</u></b>

BSG	Bank	0	0	2
	Def	0	0	14
	Dism	0	10	30
	Ref. Vacate	0	0	0
	Court Trial	0	0	0
	Other	0	47	60
	<b><u>MAG'S TOTAL</u></b>	<b>0</b>	<b>57</b>	<b><u>106</u></b>

DKH	Bank	0	1	2
	Def	0	0	5
	Dism	0	1	16
	Ref. Vacate	0	0	0
	Court Trial	0	0	6
	Other	0	36	47
	<b><u>MAG'S TOTAL</u></b>	<b>0</b>	<b>38</b>	<b><u>76</u></b>

ARJ	Bank	0	0	1
	Def	0	0	5
	Dism	0	3	10
	Ref. Vacate	0	0	0
	Court Trial	0	0	0
	Other	0	14	24
	<b><u>MAG'S TOTAL</u></b>	<b>0</b>	<b>17</b>	<b><u>40</u></b>

JLJ	Bank	0	0	4
	Def	0	0	13
	Dism	0	5	14

Decrees	426
Defaults	84
Other	314
Court Trial	28
Dismissals	196
Bankruptcy	17
Ref. Vacated	0
<b>Grand Total</b>	<b>639</b>

DATE: 05/07/2025

TIME: 9:02 AM

## CUYAHOGA COUNTY COURT OF COMMON PLEAS

OFFICE OF THE MAGISTRATES

**Full Disposition Count by Magistrate**

REPORTING PERIOD: FROM 04/01/2025 TO 04/30/2025

PAGE: 2

CMSR413

MagID	Dispose Type	Tax Cert.	Tax Treas.	Total
	Ref. Vacate	0	0	0
	Court Trial	0	0	4
	Other	0	17	22
	<b><u>MAG'S TOTAL</u></b>	<b>0</b>	<b>22</b>	<b><u>57</u></b>
MK	Bank	0	0	0
	Def	0	0	7
	Dism	0	5	37
	Ref. Vacate	0	0	0
	Court Trial	0	0	1
	Other	0	18	21
	<b><u>MAG'S TOTAL</u></b>	<b>0</b>	<b>23</b>	<b><u>66</u></b>
PL	Bank	0	1	2
	Def	0	15	21
	Dism	0	4	18
	Ref. Vacate	0	0	0
	Court Trial	0	0	4
	Other	0	0	3
	<b><u>MAG'S TOTAL</u></b>	<b>0</b>	<b>20</b>	<b><u>48</u></b>
GL	Bank	0	0	0
	Def	0	0	4
	Dism	0	2	13
	Ref. Vacate	0	0	0
	Court Trial	0	0	2
	Other	0	21	32
	<b><u>MAG'S TOTAL</u></b>	<b>0</b>	<b>23</b>	<b><u>51</u></b>

# CUYAHOGA COUNTY COURT OF COMMON PLEAS

DATE: 05/07/2025  
TIME: 09:02 AM

OFFICE OF THE MAGISTRATES  
MAGISTRATE'S MONTHLY REF/REIN CASES  
FROM 04/01/2025 TO 04/30/2025

CMSR418

MAGISTRATE	NEW REFERRALS				REINSTATED			
	Tax Treas.	Tax Cert.	Non-Tax	Total	Tax Treas.	Tax Cert.	Non-Tax	Total
<u>AUGUSTYN/KEVIN/C</u>	7	0	22	29	0	0	0	0
<u>BUCHA/STEPHEN/M</u>	17	0	22	39	1	0	0	1
<u>DAY/CHRISTOPHER/</u>	16	0	24	40	0	0	5	5
<u>DYKE/JOHN/T</u>	21	0	20	41	0	0	0	0
<u>GOZELANCZYK/BRIAN/S</u>	17	0	29	46	0	0	2	2
<u>HEGYES/DEAN/K</u>	22	0	34	56	0	0	4	4
<u>JACKSON/AMY/R</u>	23	0	38	61	2	0	5	7
<u>JACKSON/JIM/L</u>	22	0	20	42	0	0	5	5
<u>KLEIN/MONICA/</u>	16	0	24	40	0	0	4	4
<u>LUCAS/PAUL/</u>	23	0	29	52	1	0	2	3
<u>LUNSFORD/GINA/</u>	20	0	32	52	1	0	1	2
<u>TOTAL</u>	204	0	294	498	5	0	28	33
<u>COMBINED TOTAL</u>	531							

# CUYAHOGA COUNTY COURT OF COMMON PLEAS

## OFFICE OF THE MAGISTRATES

### MAG MONTHLY HEARING TOTALS

Reporting Period: April 2025

DATE: 05/07/2025  
TIME: 09:03 AM

PAGE: 1  
CMSR3146

Monthly Hearing Total      552

AUGUSTYN	
Default Hearings	0
Tax Hearings	0
Pretrials	49

TOTAL:	49
--------	----

BUCHA	
Default Hearings	0
Tax Hearings	0
Pretrials	45

TOTAL:	45
--------	----

DAY	
Default Hearings	0
Tax Hearings	0
Pretrials	61

TOTAL:	61
--------	----

DYKE	
Default Hearings	11
Tax Hearings	35
Pretrials	16

TOTAL:	62
--------	----

GOZELANCZYK	
Default Hearings	0
Tax Hearings	0
Pretrials	54

TOTAL:	54
--------	----

HEGYES	
Default Hearings	0
Tax Hearings	0
Pretrials	54

TOTAL:	54
--------	----

JACKSON	
Default Hearings	7
Tax Hearings	24
Pretrials	22

TOTAL:	53
--------	----

JACKSON	
Default Hearings	8
Tax Hearings	19
Pretrials	11

TOTAL:	38
--------	----

KLEIN	
Default Hearings	0
Tax Hearings	0
Pretrials	34

TOTAL:	34
--------	----

LUCAS	
Default Hearings	0
Tax Hearings	0
Pretrials	42



# CUYAHOGA COUNTY COURT OF COMMON PLEAS

## OFFICE OF THE MAGISTRATES

### MAG MONTHLY HEARING TOTALS

Reporting Period: April 2025

DATE: 05/07/2025  
TIME: 09:03 AM

PAGE: 2  
CMSR3146

---

TOTAL:	42
LUNSFORD	
Default Hearings	0
Tax Hearings	0
Pretrials	60
<hr/>	
TOTAL:	60

# CUYAHOGA COUNTY COURT OF COMMON PLEAS

DATE: 05/07/2025  
TIME: 9:03 AM

Office of the Magistrates  
Magistrate's Monthly Case Load  
MONTH: APRIL 2025

PAGE: 1  
CMSR3147

Magistrate Name	Non Tax Total	Tax Cert.	Tax Treas.	Total Tax	CSPO	Total Cases
AUGUSTYN	64	1	56	57	5	126
BUCHA	78	0	73	73	12	163
DYKE	92	0	106	106	3	201
LUNS福德	94	0	116	116	10	220
DAY	113	0	97	97	11	221
KLEIN	127	0	111	111	11	249
HEGYES	129	0	118	118	25	272
JACKSON	137	0	131	131	5	273
GOZELANCZYK	159	1	124	125	16	300
LUCAS	147	0	160	160	22	329
JACKSON	179	0	159	159	11	349
<b>Totals:</b>	1319	2	1251	1253	131	2703

# CUYAHOGA COUNTY COURT OF COMMON PLEAS

DATE: 05/07/2025  
TIME: 9:15 AM

OFFICE OF THE MAGISTRATES  
MAGISTRATE'S NEW REFERRALS / ASSIGNMENTS  
FROM 04/01/2025 TO 04/30/2025

CMSR429  
PAGE: 1

MAGISTRATE	NEW REFERRALS				Total
	CSPO	Tax Cert.	Tax Treas.	Non Tax	
<u>AUGUSTYN/KEVIN/C</u>	7	0	7	22	29
<u>BUCHA/STEPHEN/M</u>	12	0	17	24	41
<u>DAY/CHRISTOPHER/</u>	5	0	16	24	40
<u>DYKE/JOHN/T</u>	6	0	21	20	41
<u>GOZELANCZYK/BRIAN/S</u>	8	0	17	29	46
<u>HEGYES/DEAN/K</u>	10	0	22	32	54
<u>JACKSON/AMY/R</u>	6	0	23	38	61
<u>JACKSON/JIM/L</u>	2	0	22	20	42
<u>KLEIN/MONICA/</u>	5	0	16	24	40
<u>LUCAS/PAUL/</u>	7	0	23	29	52
<u>LUNSFORD/GINA/</u>	7	0	20	32	52
<u>Total</u>	75	0	204	294	498

***Report CMSR1062 - Judicial Foreclosure Statistics by Judge***

Report CMSR1062 provides a list of judicial foreclosure case activity for each Judge. The report identifies how many cases were pending at the beginning of the period. The new cases filed and cases that were transferred in or reactivated are added to the number pending at the beginning of the period. It then shows the type and number of terminations for the period. The total terminations are subtracted from the total pending which provides the pending at the end of the period.



# CUYAHOGA COUNTY COURT OF COMMON PLEAS

DATE: 05/07/2025  
TIME: 09:16 AM

## Foreclosure Statistics by Judge

Reporting Period: April 2025

PAGE: 1  
CMSR1062

Judge								
BELL, RICHARD A								
Pending at Beg of Period	76	New Cases Filed		Cases Transferred In / Reactivated			Total	
Terminations								
Bankruptcy	1	Default	2	RefVacated	0	Court Trial	0	
					Dismiss	7	Other	7
							Total	17
Total Pending at End of Period							73	
CLANCY, MAUREEN								
Pending at Beg of Period	64	New Cases Filed		Cases Transferred In / Reactivated			Total	
Terminations								
Bankruptcy	0	Default	0	RefVacated	0	Court Trial	0	
					Dismiss	5	Other	7
							Total	12
Total Pending at End of Period							70	
COLLIER-WILLIAMS, CASSANDRA								
Pending at Beg of Period	92	New Cases Filed		Cases Transferred In / Reactivated			Total	
Terminations								
Bankruptcy	1	Default	3	RefVacated	0	Court Trial	0	
					Dismiss	12	Other	14
							Total	30
Total Pending at End of Period							74	
CORRIGAN, PETER J								
Pending at Beg of Period	57	New Cases Filed		Cases Transferred In / Reactivated			Total	
Terminations								
Bankruptcy	0	Default	2	RefVacated	0	Court Trial	0	
					Dismiss	9	Other	12
							Total	23
Total Pending at End of Period							46	
FUERST, NANCY A								
Pending at Beg of Period	82	New Cases Filed		Cases Transferred In / Reactivated			Total	
Terminations								
Bankruptcy	1	Default	1	RefVacated	0	Court Trial	0	
					Dismiss	5	Other	6
							Total	13
Total Pending at End of Period							82	
GALL, STEVEN E								
Pending at Beg of Period	68	New Cases Filed		Cases Transferred In / Reactivated			Total	
Terminations								
Bankruptcy	0	Default	4	RefVacated	0	Court Trial	0	
					Dismiss	1	Other	7
							Total	12
Total Pending at End of Period							70	
GALLAGHER, HOLLIE L								
Pending at Beg of Period	65	New Cases Filed		Cases Transferred In / Reactivated			Total	
Terminations								
Bankruptcy	0	Default	0	RefVacated	0	Court Trial	0	
					Dismiss	3	Other	7
							Total	10
Total Pending at End of Period							65	
GALLAGHER, KELLY ANN								

# CUYAHOGA COUNTY COURT OF COMMON PLEAS

DATE: 05/07/2025  
TIME: 09:16 AM

## Foreclosure Statistics by Judge Reporting Period: April 2025

PAGE: 2  
CMSR1062

Judge							
Terminations	Pending at Beg of Period 103		New Cases Filed 7		Cases Transferred In / Reactivated 3		Total 113
	Bankruptcy 0	Default 5	RefVacated 0	Court Trial 0	Dismiss 8	Other 17	Total 30
	Total Pending at End of Period						83
GALLAGHER, SHANNON M							
Terminations	Pending at Beg of Period 85		New Cases Filed 14		Cases Transferred In / Reactivated 1		Total 100
	Bankruptcy 0	Default 2	RefVacated 0	Court Trial 0	Dismiss 7	Other 5	Total 14
	Total Pending at End of Period						86
HAGAN, EMILY							
Terminations	Pending at Beg of Period 89		New Cases Filed 12		Cases Transferred In / Reactivated 3		Total 104
	Bankruptcy 0	Default 2	RefVacated 0	Court Trial 0	Dismiss 12	Other 4	Total 18
	Total Pending at End of Period						86
KELLEY, KEVIN J							
Terminations	Pending at Beg of Period 85		New Cases Filed 22		Cases Transferred In / Reactivated 4		Total 111
	Bankruptcy 1	Default 3	RefVacated 0	Court Trial 0	Dismiss 0	Other 2	Total 6
	Total Pending at End of Period						105
KENNEDY, JOY							
Terminations	Pending at Beg of Period 95		New Cases Filed 13		Cases Transferred In / Reactivated 1		Total 109
	Bankruptcy 0	Default 1	RefVacated 0	Court Trial 0	Dismiss 5	Other 20	Total 26
	Total Pending at End of Period						83
KILBANE, ASHLEY							
Terminations	Pending at Beg of Period 99		New Cases Filed 12		Cases Transferred In / Reactivated 0		Total 111
	Bankruptcy 0	Default 7	RefVacated 0	Court Trial 0	Dismiss 6	Other 22	Total 35
	Total Pending at End of Period						76
KRIVOSH, KIRA							
Terminations	Pending at Beg of Period 87		New Cases Filed 12		Cases Transferred In / Reactivated 2		Total 101
	Bankruptcy 0	Default 1	RefVacated 0	Court Trial 0	Dismiss 4	Other 4	Total 9
	Total Pending at End of Period						92
MATIA, DAVID T							

# CUYAHOGA COUNTY COURT OF COMMON PLEAS

DATE: 05/07/2025  
TIME: 09:16 AM

## Foreclosure Statistics by Judge Reporting Period: April 2025

PAGE: 3  
CMSR1062

Judge							
Pending at Beg of Period		New Cases Filed		Cases Transferred In / Reactivated		Total	
79		12		1		92	
Terminations	Bankruptcy	Default	RefVacated	Court Trial	Dismiss	Other	Total
	0	2	0	0	4	14	20
Total Pending at End of Period							72
MAZZONE, CARL J							
Pending at Beg of Period		New Cases Filed		Cases Transferred In / Reactivated		Total	
80		14		4		98	
Terminations	Bankruptcy	Default	RefVacated	Court Trial	Dismiss	Other	Total
	1	7	0	0	4	8	20
Total Pending at End of Period							78
MCCORMICK, TIMOTHY							
Pending at Beg of Period		New Cases Filed		Cases Transferred In / Reactivated		Total	
66		12		0		78	
Terminations	Bankruptcy	Default	RefVacated	Court Trial	Dismiss	Other	Total
	1	4	0	0	3	8	16
Total Pending at End of Period							62
MCGINTY, VJ WILLIAM T							
Pending at Beg of Period		New Cases Filed		Cases Transferred In / Reactivated		Total	
96		8		1		105	
Terminations	Bankruptcy	Default	RefVacated	Court Trial	Dismiss	Other	Total
	0	2	0	0	15	10	27
Total Pending at End of Period							78
MIDAY, SHERRIE							
Pending at Beg of Period		New Cases Filed		Cases Transferred In / Reactivated		Total	
93		14		1		108	
Terminations	Bankruptcy	Default	RefVacated	Court Trial	Dismiss	Other	Total
	2	3	0	0	3	9	17
Total Pending at End of Period							91
MOONEY, BRIAN							
Pending at Beg of Period		New Cases Filed		Cases Transferred In / Reactivated		Total	
95		15		5		115	
Terminations	Bankruptcy	Default	RefVacated	Court Trial	Dismiss	Other	Total
	1	6	0	0	6	0	13
Total Pending at End of Period							102
MOORE, LAUREN C							
Pending at Beg of Period		New Cases Filed		Cases Transferred In / Reactivated		Total	
76		12		0		88	
Terminations	Bankruptcy	Default	RefVacated	Court Trial	Dismiss	Other	Total
	1	0	0	0	2	8	11
Total Pending at End of Period							77
MURPHY, MOLLIE ANN							

# CUYAHOGA COUNTY COURT OF COMMON PLEAS

DATE: 05/07/2025  
TIME: 09:16 AM

## Foreclosure Statistics by Judge Reporting Period: April 2025

PAGE: 4  
CMSR1062

Judge							
Pending at Beg of Period		New Cases Filed		Cases Transferred In / Reactivated		Total	
99		14		0		113	
Terminations							
	Bankruptcy	Default	RefVacated	Court Trial	Dismiss	Other	Total
	1	2	0	0	9	10	22
Total Pending at End of Period							91
O'DONNELL, JENNIFER							
Pending at Beg of Period		New Cases Filed		Cases Transferred In / Reactivated		Total	
74		13		4		91	
Terminations							
	Bankruptcy	Default	RefVacated	Court Trial	Dismiss	Other	Total
	2	2	0	0	1	9	14
Total Pending at End of Period							77
O'DONNELL, JOHN P							
Pending at Beg of Period		New Cases Filed		Cases Transferred In / Reactivated		Total	
53		15		1		69	
Terminations							
	Bankruptcy	Default	RefVacated	Court Trial	Dismiss	Other	Total
	0	2	0	0	1	9	12
Total Pending at End of Period							57
RUSSO, JOHN J							
Pending at Beg of Period		New Cases Filed		Cases Transferred In / Reactivated		Total	
54		14		0		68	
Terminations							
	Bankruptcy	Default	RefVacated	Court Trial	Dismiss	Other	Total
	0	1	0	0	1	7	9
Total Pending at End of Period							59
RUSSO, NANCY MARGARET							
Pending at Beg of Period		New Cases Filed		Cases Transferred In / Reactivated		Total	
65		7		0		72	
Terminations							
	Bankruptcy	Default	RefVacated	Court Trial	Dismiss	Other	Total
	0	1	0	0	9	9	19
Total Pending at End of Period							53
SAFFOLD, JEFFREY P							
Pending at Beg of Period		New Cases Filed		Cases Transferred In / Reactivated		Total	
74		12		1		87	
Terminations							
	Bankruptcy	Default	RefVacated	Court Trial	Dismiss	Other	Total
	1	1	0	0	5	20	27
Total Pending at End of Period							60
SANTOLI, ANDREW J.							
Pending at Beg of Period		New Cases Filed		Cases Transferred In / Reactivated		Total	
91		14		2		107	
Terminations							
	Bankruptcy	Default	RefVacated	Court Trial	Dismiss	Other	Total
	0	5	0	0	4	1	10
Total Pending at End of Period							97
SHAUGHNESSY, MICHAEL P							



# CUYAHOGA COUNTY COURT OF COMMON PLEAS

DATE: 05/07/2025  
TIME: 09:16 AM

## Foreclosure Statistics by Judge Reporting Period: April 2025

PAGE: 5  
CMSR1062

Judge								
	Pending at Beg of Period		New Cases Filed		Cases Transferred In / Reactivated		Total	
	70		8		1		79	
	Terminations	Bankruptcy	Default	RefVacated	Court Trial	Dismiss	Other	Total
		2	1	0	0	4	13	20
		Total Pending at End of Period						59
SHEEHAN, BRENDAN J								
	Pending at Beg of Period		New Cases Filed		Cases Transferred In / Reactivated		Total	
	36		7		0		43	
	Terminations	Bankruptcy	Default	RefVacated	Court Trial	Dismiss	Other	Total
		0	1	0	0	2	3	6
		Total Pending at End of Period						37
SPELLACY, JOHN J								
	Pending at Beg of Period		New Cases Filed		Cases Transferred In / Reactivated		Total	
	73		11		1		85	
	Terminations	Bankruptcy	Default	RefVacated	Court Trial	Dismiss	Other	Total
		0	1	0	0	3	11	15
		Total Pending at End of Period						70
SYNENBERG, JOAN								
	Pending at Beg of Period		New Cases Filed		Cases Transferred In / Reactivated		Total	
	68		13		1		82	
	Terminations	Bankruptcy	Default	RefVacated	Court Trial	Dismiss	Other	Total
		0	2	0	0	3	16	21
		Total Pending at End of Period						61
TURNER, DEBORAH M								
	Pending at Beg of Period		New Cases Filed		Cases Transferred In / Reactivated		Total	
	96		15		3		114	
	Terminations	Bankruptcy	Default	RefVacated	Court Trial	Dismiss	Other	Total
		0	0	0	0	1	6	7
		Total Pending at End of Period						107
VODREY, WILLIAM F. B.								
	Pending at Beg of Period		New Cases Filed		Cases Transferred In / Reactivated		Total	
	97		6		2		105	
	Terminations	Bankruptcy	Default	RefVacated	Court Trial	Dismiss	Other	Total
		0	8	0	0	5	2	15
		Total Pending at End of Period						90

## *Monthly Summary*

# MONTHLY SUMMARY

## April 2025

NAME	PEND	ASSIGNED			TRIALS						DISP	PENDING				+ -
		CV	CR	TOT	JURY			COURT				CV	FR	CR	TOT	
Richard A. Bell	342	66	26	92	0	1	1	0	0	0	87	198	71	78	347	- 5
Maureen Clancy	369	69	32	101	0	1	1	0	0	0	86	214	68	102	384	- 15
Cassandra Collier-Willia	532	70	33	103	0	0	0	0	1	1	142	295	71	127	493	+ 39
Peter J. Corrigan	521	65	29	94	0	2	2	0	0	0	101	307	45	162	514	+ 7
Nancy A. Fuerst	403	68	31	99	0	0	0	0	0	0	89	249	81	83	413	- 10
Steven E. Gall	520	60	43	103	0	0	0	0	0	0	82	308	68	165	541	- 21
Hollie L. Gallagher	403	66	28	94	1	0	1	1	0	1	62	278	64	93	435	- 32
Kelly A. Gallagher	446	63	25	88	1	1	2	0	1	1	96	271	81	86	438	+ 8
Shannon M. Gallagher	412	66	35	101	0	0	0	2	0	2	94	231	84	104	419	- 7
Emily Hagan	471	62	34	96	0	1	1	0	0	0	108	258	82	119	459	+ 12
Kevin J. Kelley	493	64	29	93	0	0	0	0	0	0	88	246	105	147	498	- 5
Joy Kennedy	561	63	36	99	0	0	0	1	0	1	123	271	83	183	537	+ 24
Ashley Kilbane	486	63	40	103	0	0	0	0	0	0	115	248	74	152	474	+ 12
Kira Krivosh	497	68	31	99	0	0	0	0	1	1	74	271	90	161	522	- 25
David T. Matia	437	62	25	87	0	0	0	0	0	0	88	292	71	73	436	+ 1
Carl J. Mazzone	508	68	31	99	0	1	1	0	0	0	98	290	76	143	509	- 1
Timothy McCormick	458	68	33	101	0	0	0	0	0	0	83	333	61	82	476	- 18
Sherrie Miday	472	67	34	101	0	3	3	0	0	0	99	253	88	133	474	- 2
Brian Mooney	495	73	32	105	0	1	1	0	0	0	77	282	101	140	523	- 28
Lauren C. Moore	602	63	37	100	0	0	0	2	0	2	111	287	75	229	591	+ 11
Mollie Ann Murphy	579	63	38	101	1	1	2	0	0	0	113	293	90	184	567	+ 12
Jennifer O'Donnell	510	83	37	120	0	1	1	0	0	0	115	282	76	157	515	- 5
John P. O'Donnell	374	63	40	103	0	0	0	0	0	0	76	242	55	104	401	- 27
John J. Russo	381	59	38	97	0	0	0	0	0	0	73	240	57	108	405	- 24
Nancy Margaret Russo	249	62	25	87	0	0	0	0	0	0	93	133	52	58	243	+ 6
Jeffrey P. Saffold	391	67	34	101	0	0	0	0	0	0	96	254	59	83	396	- 5
Andrew J. Santoli	448	64	39	103	0	0	0	0	0	0	83	275	94	99	468	- 20
Michael P. Shaughnessy	402	65	27	92	0	0	0	0	0	0	97	253	59	85	397	+ 5
Brendan J. Sheehan	181	29	11	40	0	0	0	1	0	1	44	107	37	33	177	+ 4
John J. Spellacy	463	64	28	92	0	0	0	0	0	0	89	275	68	123	466	- 3
Joan Synenberg	427	65	30	95	0	1	1	0	0	0	108	262	60	92	414	+ 13
Deborah M. Turner	510	63	33	96	0	0	0	1	0	1	101	247	106	152	505	+ 5
William F.B. Vodrey	472	64	47	111	0	1	1	0	0	0	82	234	88	179	501	- 29
Deena Calabrese / Willia	558	65	32	97	0	0	0	3	0	3	68	356	75	156	587	- 29
TOTALS	15373	2190	1103	3293	3	15	18	11	3	14	3141	8835	2515	4175	15525	- 152

## *Year to Date Summary*

# SUMMARY FOR THE COURT

## January - April 2025

NAME	PEND	ASSIGNED			TRIALS						DISP	PENDING				+ -
		CV	CR	TOT	JURY			COURT				CV	FR	CR	TOT	
Richard A. Bell	339	246	109	355	1	1	2	0	0	0	347	198	71	78	347	- 8
Maureen Clancy	390	243	111	354	0	3	3	0	2	2	360	214	68	102	384	+ 6
Cassandra Collier-Willia	469	246	128	374	0	0	0	1	2	3	350	295	71	127	493	- 24
Peter J. Corrigan	519	229	117	346	0	3	3	1	0	1	351	307	45	162	514	+ 5
Nancy A. Fuerst	394	237	98	335	0	1	1	0	0	0	316	249	81	83	413	- 19
Steven E. Gall	498	233	154	387	0	1	1	0	0	0	344	308	68	165	541	- 43
Hollie L. Gallagher	401	245	120	365	2	2	4	3	0	3	331	278	64	93	435	- 34
Kelly A. Gallagher	439	233	113	346	2	1	3	3	1	4	347	271	81	86	438	+ 1
Shannon M. Gallagher	431	240	111	351	0	2	2	2	0	2	363	231	84	104	419	+ 12
Emily Hagan	476	238	125	363	0	1	1	1	1	2	380	258	82	119	459	+ 17
Kevin J. Kelley	511	236	120	356	1	0	1	1	0	1	369	246	105	147	498	+ 13
Joy Kennedy	552	235	128	363	0	0	0	1	0	1	378	271	83	183	537	+ 15
Ashley Kilbane	522	231	135	366	1	2	3	0	1	1	414	248	74	152	474	+ 48
Kira Krivosh	493	248	114	362	0	2	2	0	1	1	333	271	90	161	522	- 29
David T. Matia	462	231	104	335	0	1	1	0	0	0	361	292	71	73	436	+ 26
Carl J. Mazzone	556	234	133	367	2	2	4	0	0	0	414	290	76	143	509	+ 47
Timothy McCormick	401	234	125	359	0	0	0	0	0	0	284	333	61	82	476	- 75
Sherrie Miday	479	240	124	364	0	5	5	0	1	1	369	253	88	133	474	+ 5
Brian Mooney	484	247	113	360	0	2	2	0	0	0	321	282	101	140	523	- 39
Lauren C. Moore	586	235	140	375	0	1	1	2	0	2	370	287	75	229	591	- 5
Mollie Ann Murphy	543	237	155	392	1	4	5	1	0	1	368	293	90	184	567	- 24
Jennifer O'Donnell	488	261	155	416	0	1	1	0	2	2	389	282	76	157	515	- 27
John P. O'Donnell	405	229	130	359	0	2	2	2	0	2	363	242	55	104	401	+ 4
John J. Russo	405	235	118	353	0	0	0	1	0	1	353	240	57	108	405	0
Nancy Margaret Russo	253	241	100	341	0	0	0	1	0	1	351	133	52	58	243	+ 10
Jeffrey P. Saffold	416	246	112	358	0	2	2	0	1	1	378	254	59	83	396	+ 20
Andrew J. Santoli	456	237	130	367	0	1	1	0	2	2	355	275	94	99	468	- 12
Michael P. Shaughnessy	432	234	128	362	0	2	2	0	0	0	397	253	59	85	397	+ 35
Brendan J. Sheehan	188	114	42	156	0	1	1	1	0	1	167	107	37	33	177	+ 11
John J. Spellacy	406	234	128	362	0	1	1	0	0	0	302	275	68	123	466	- 60
Joan Synenberg	440	241	94	335	0	3	3	0	0	0	361	262	60	92	414	+ 26
Deborah M. Turner	489	243	122	365	0	0	0	1	1	2	349	247	106	152	505	- 16
William F.B. Vodrey	484	241	127	368	1	4	5	0	2	2	351	234	88	179	501	- 17
Deena Calabrese / Willia	454	235	98	333	0	0	0	3	1	4	200	356	75	156	587	- 133
TOTALS	15261	7989	4061	12050	11	51	62	25	18	43	11786	8835	2515	4175	15525	- 264



## *Corrections/Adjustments*