

***Statistics Report
March 2025***

***Brendan J. Sheehan
Administrative and Presiding Judge***

TABLE OF CONTENTS

Criminal Statistics

Newly Filed, Re-Activated and Transferred in Cases _____	4
Yearly Criminal Terminations _____	5
Pending Criminal Cases End of Period _____	6
Clearance Rate _____	7
Arrest to Disposition Timeline _____	8
Average Arrest to Disposition Timeline (Jail Cases) _____	9
Average Arrest to Disposition Timeline (Non-Jail Cases) _____	10
Average Arrest to Disposition Timeline (Jail and Non-Jail Cases) _____	11
Yearly Average Arrest to Disposition Timeline _____	12
Indictments and Informations Filed With the Clerk of Courts _____	13
Bail Case Arraignment Activity _____	14
Overall Arraignment Statistics _____	15

Foreclosure Statistics

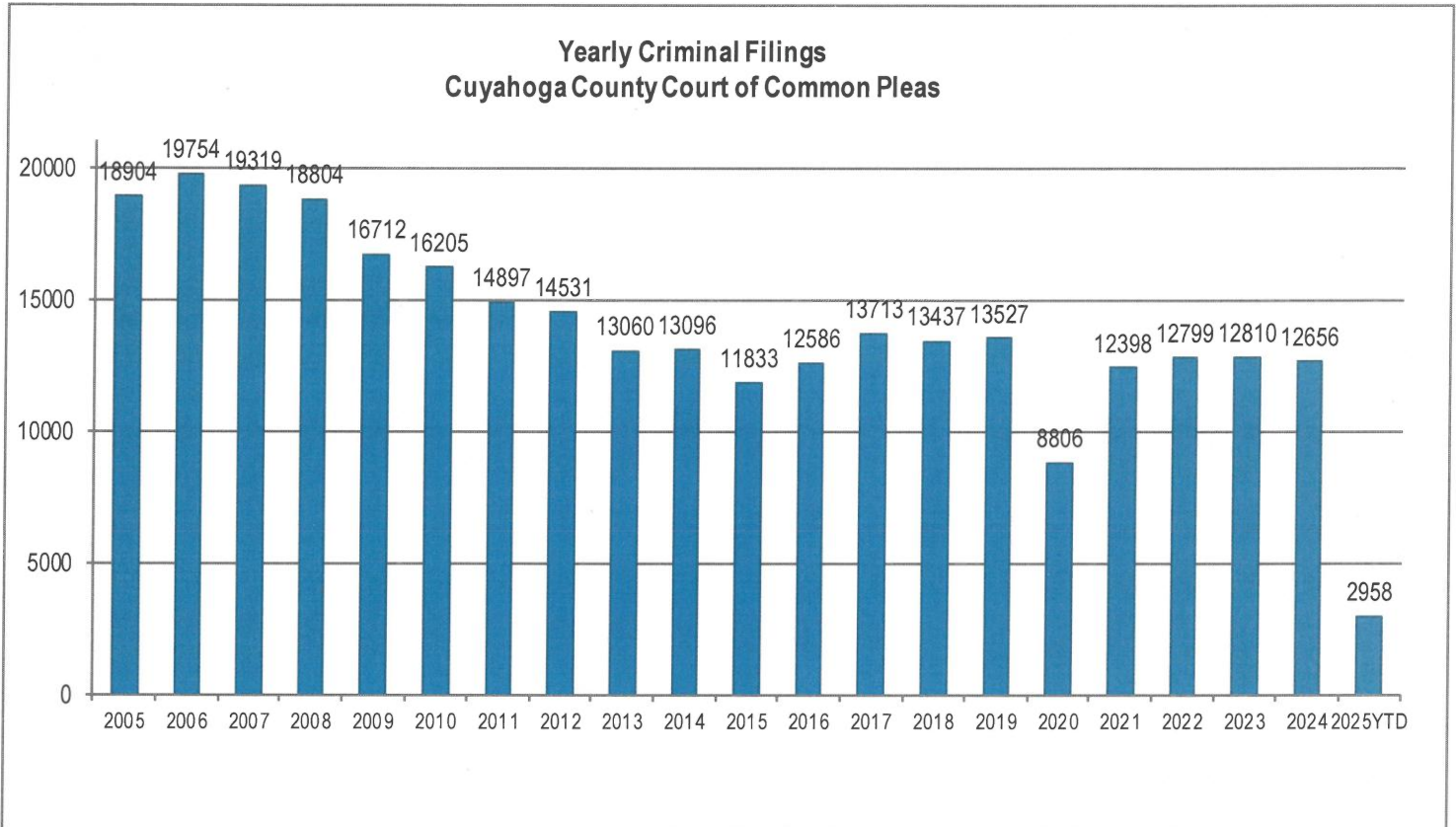
Total Pending Judicial Foreclosure Cases Referred to Magistrates _____	17
Total Pending Tax Lien & Certificate Cases Referred to Magistrates _____	18
Percentage of Pending Judicial Foreclosure Cases By Filing Year _____	19
Judicial Foreclosure Clearance Rate Year 2024 _____	20
Avg. Number of Days to Disp. (Excl. Bank. Stays & Tax Lien & Tax Cert.) _____	21
Avg. Number of Days to Disp. (Excl. Bank. Stays & Incl. Tax Lien & Tax Cert.) _____	22
Total New Judicial Foreclosure Filings _____	23
New Marsh of Lien/Quiet Title/Partition Case Filings for Years 2011 – 2024 YTD _____	23
New Marsh of Lien/Quiet Title/Partition Case Filings by month for 2024 YTD _____	24
New Tax Lien & Certificate Filings for Years 2011 – 2024 YTD _____	25
New Tax Lien & Certificate Filings by Month for Year 2024 YTD _____	25
Total New Judicial Foreclosure Filings Years 2011 – 2024 YTD _____	26
Total New Judicial Foreclosure Filings by Month for Year 2024 YTD _____	26
Magistrate's Monthly Reports _____	27
Report CMSR1062 - Judicial Foreclosure Statistics by Judge _____	35
Monthly Summary _____	41
Year to Date Summary _____	43
Corrections/Adjustments _____	45

Criminal Case Statistics

CUYAHOGA COUNTY COMMON PLEAS COURT

Newly Filed, Re-Activated and Transferred in Cases

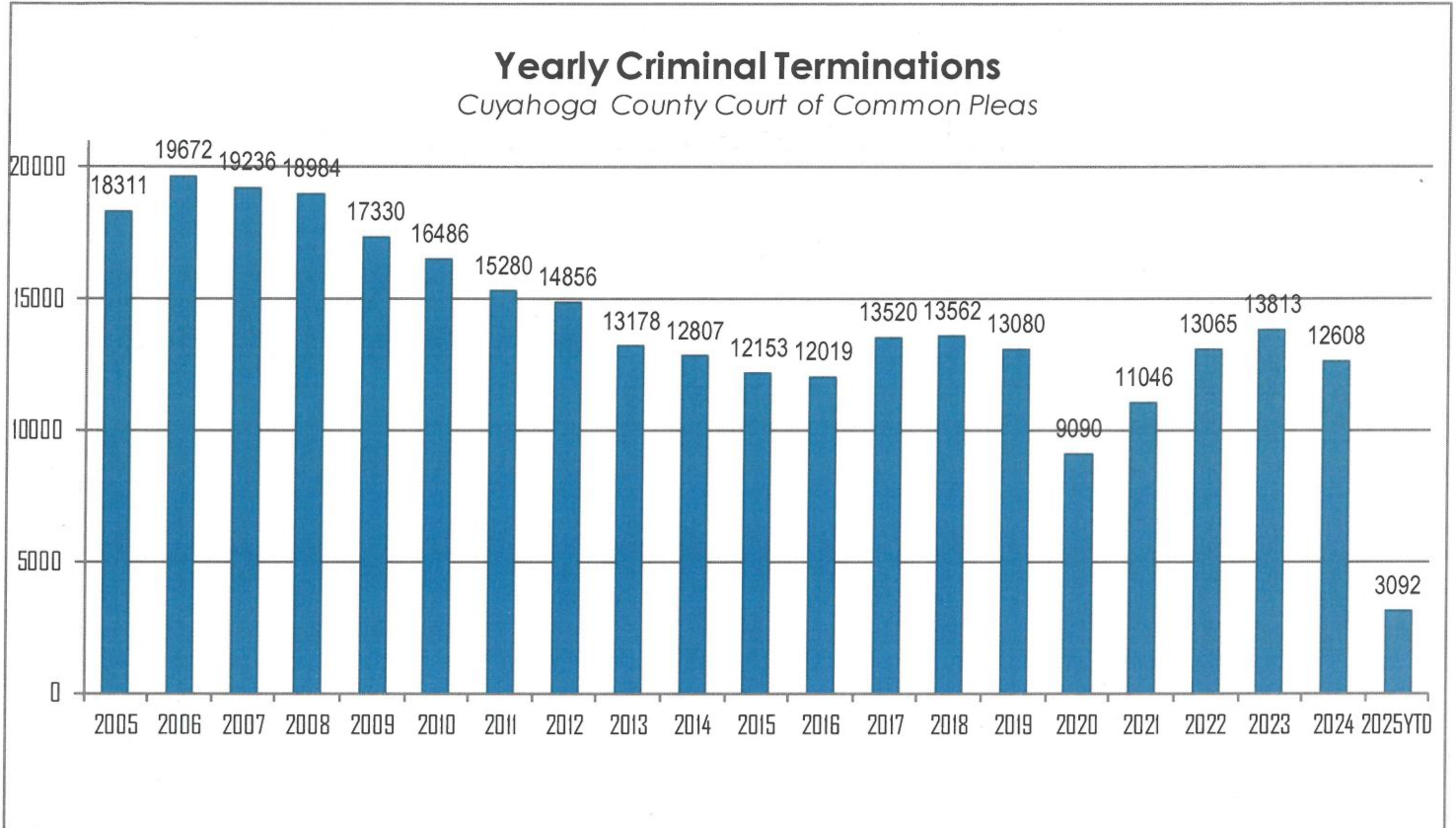
The following chart is a representation of all filed cases in Cuyahoga County Court of Common Pleas from 2005 – March 2025. Newly filed cases are defined as having been arraigned and assigned to a Judge. Re-activated cases are defined as cases where a defendant was unavailable for trial and has now become ready to proceed. Transferred cases are defined as cases moved from one judge's docket to another. This could be due to re-assignment to a Mental Health Judge or after additional information indicates that by Court rule, the case should have been assigned to another Judge.



CUYAHOGA COUNTY COMMON PLEAS COURT

Yearly Criminal Terminations

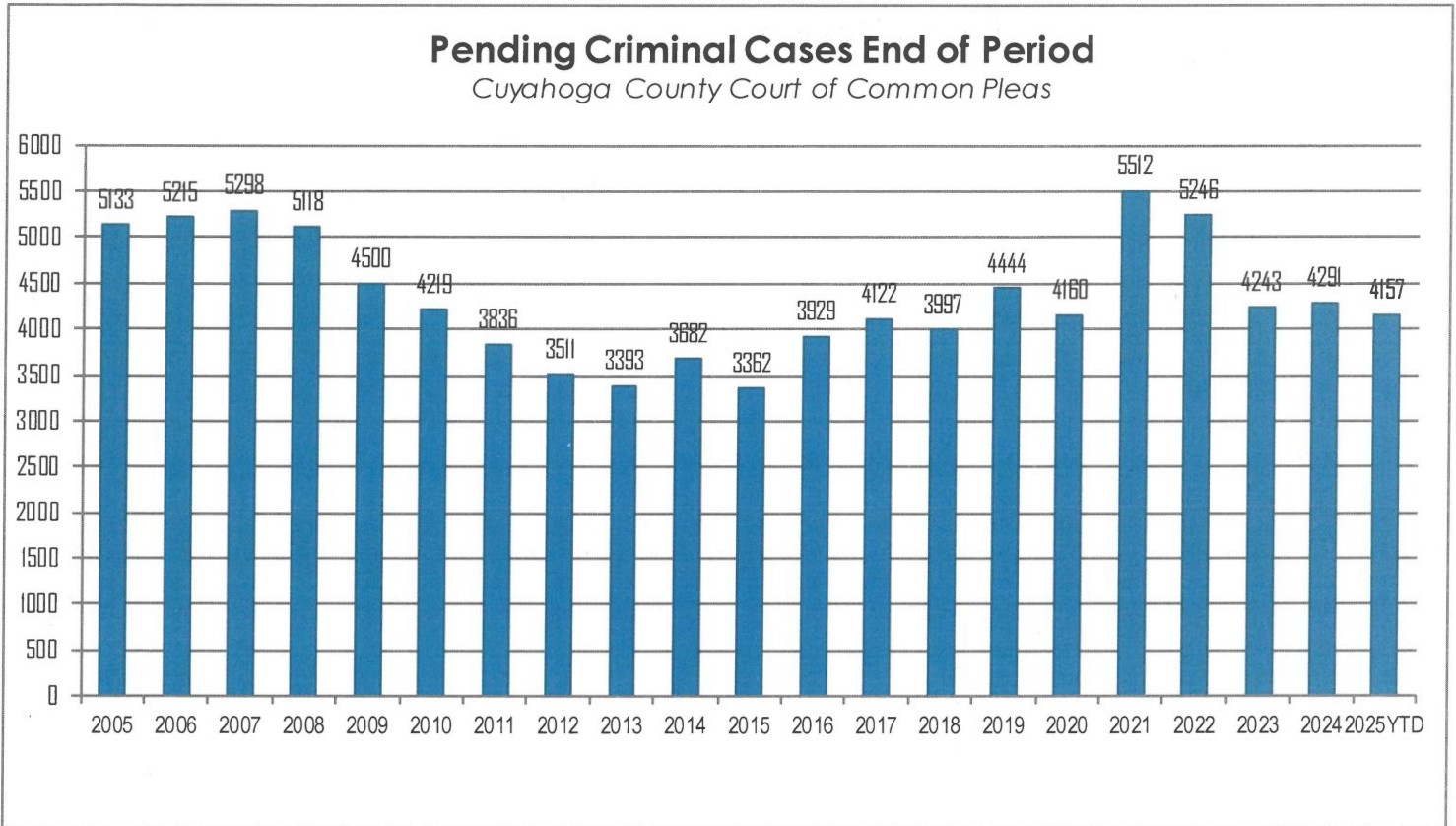
The following chart represents cases that have been terminated by the court from 2005 – March 2025. These cases have been terminated either by trial; plea, dismissal or a defendant is unavailable for trial or sentencing.



CUYAHOGA COUNTY COMMON PLEAS COURT

Pending Criminal Cases End of Period

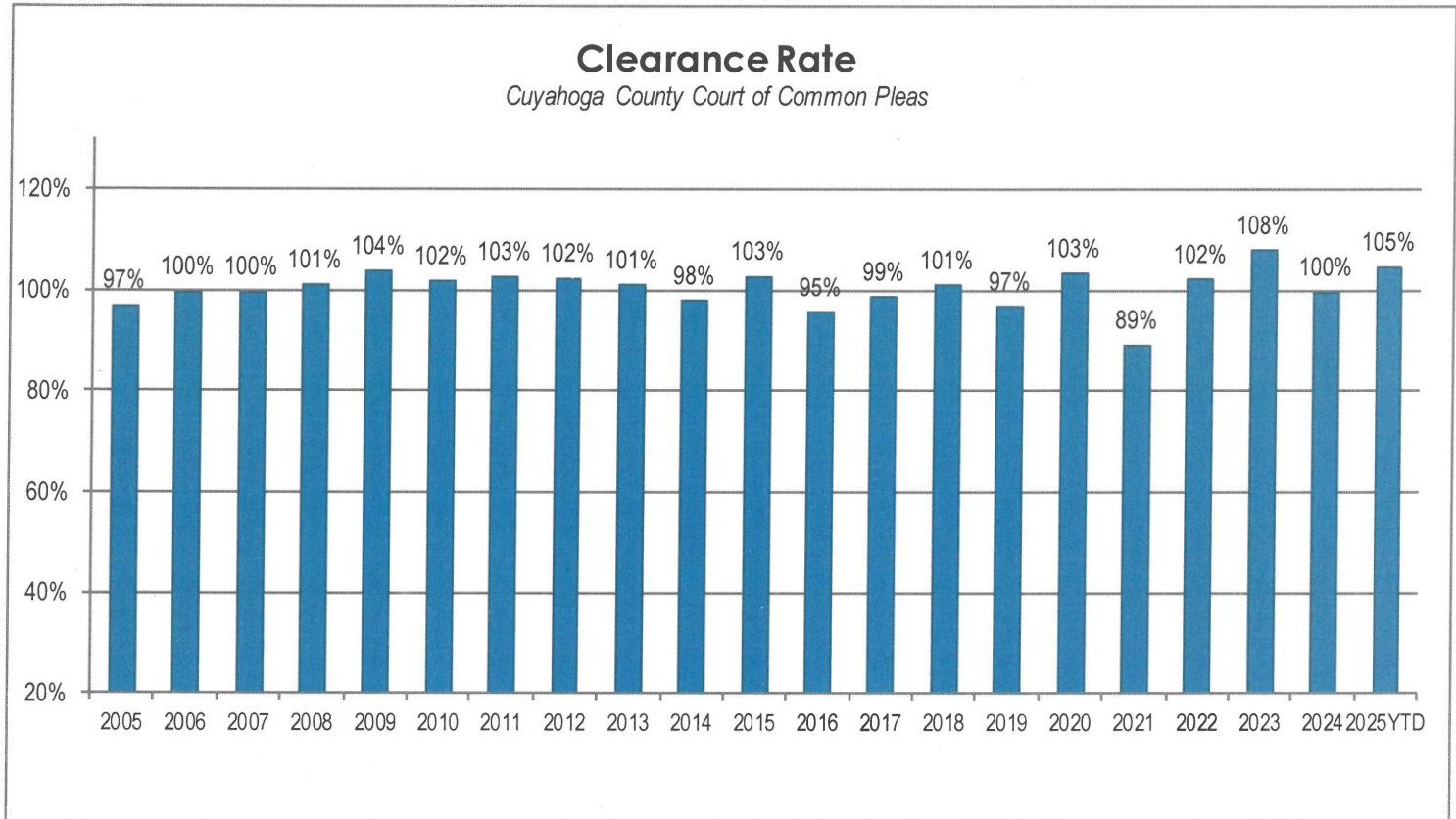
The following chart represents the total number of cases pending at the end of the reporting period from 2005 – March 2025. Pending criminal cases at the end of the period is determined by adding the total number of pending cases at the beginning of the reporting period, and all newly filed, re-activated and transferred in cases. The total number of cases terminated in the period is subtracted from the sum total pending at the beginning of the period to give the value pending at the end of the period.



CUYAHOGA COUNTY COMMON PLEAS COURT

Clearance Rate

The Clearance Rate is the total number of outgoing cases as a percentage of the number of incoming cases. Clearance rate measures whether the court is keeping up with its incoming caseload. If cases are not disposed in a timely manner, a backlog of cases awaiting disposition will grow. A Clearance Rate of 100% indicates that at least as many cases have been filed, reopened, or reactivated in a period have been disposed.



Arrest to Disposition Timeline

Arrest to disposition timeline is a method to measure how felony cases flow through the Cuyahoga County Criminal Justice System. By capturing how long a case takes to move from stage to stage, we can examine where problems may exist and where potential improvements in case processing can be made.

The source data was extracted from the Cuyahoga County Court of Common Pleas Case Management System. The overall population of sample data was based on cases terminated in a given month excluding cases that have gone through diversion programs. A case is defined as a defendant and all charges involved in a single incident. The period for the extracted data is from March 2025.

The stages examined were:

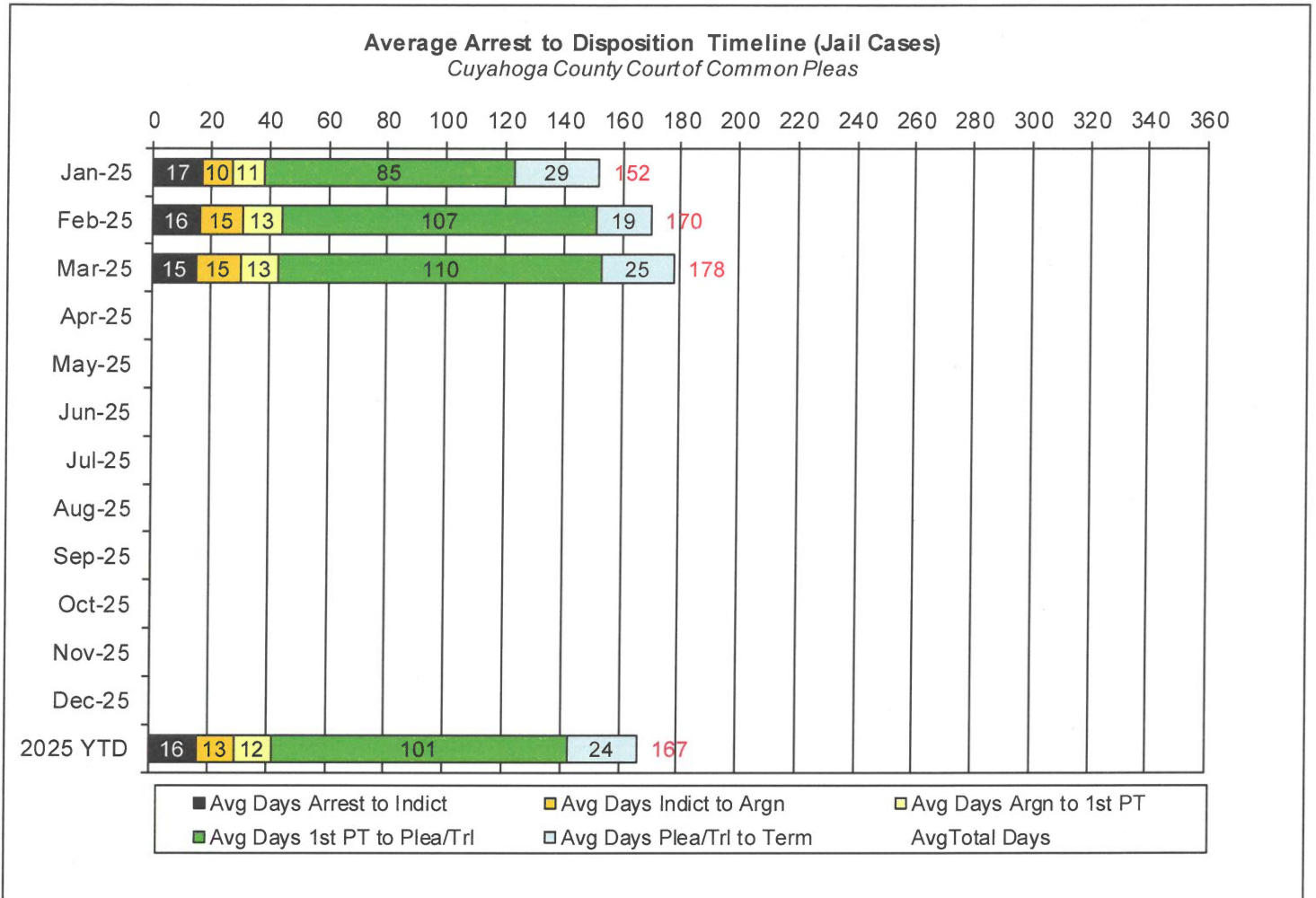
Arrest to Indictment
Indictment to Arraignment
Arraignment to 1st Pre-Trial
1st Pre-Trial to Plea/Trial
Plea/Trial to Termination

Due to the fact that each case may or may not have all of the stage date elements, a method to arrive at stage averages was applied. For a case to be included in the average for a stage there would need to be both dates for the given stage. A case would be included in the Arrest to Indictment stage if both arrest date and indictment date were available. This method was applied to each of the five stages. Next we calculated the total number of cases that met the date criteria for each of the ranges and also the total number of days between each date. To arrive at an average, the total number of days for each case in each range was calculated and divided by the total number of cases that met the date criteria. If a case had a time period or periods where the defendant was capiased or referred to the Psych Clinic, that amount of time was subtracted from the appropriate range. For re-indicted cases, the original arrest date is used.

The following three charts are for Jail, Non-Jail and combined Jail and Non-Jail cases. Jail and Non-Jail cases are defined by the posting of bond prior to plea or trial.

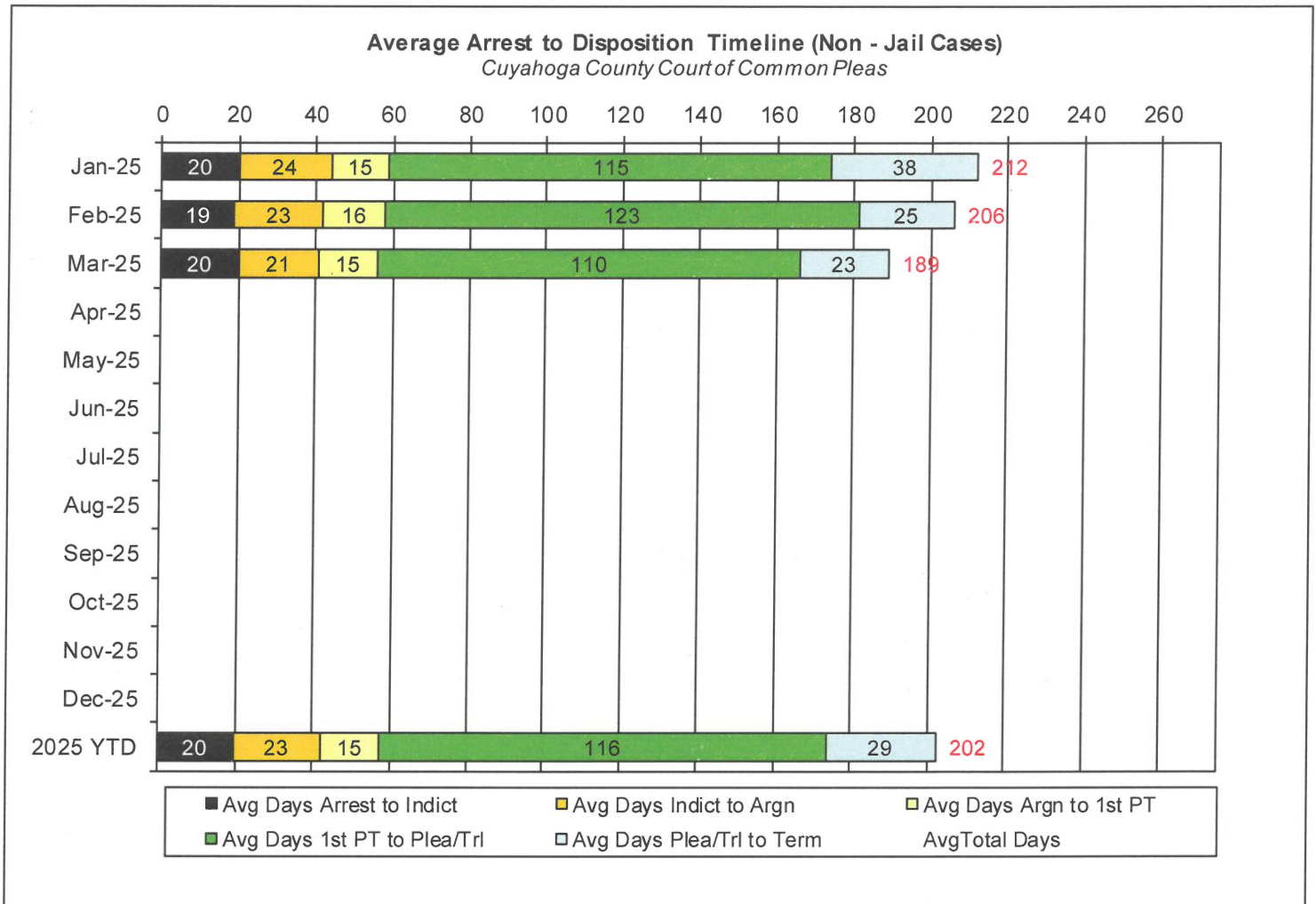
CUYAHOGA COUNTY COMMON PLEAS COURT

Average Arrest to Disposition Timeline (Jail Cases)



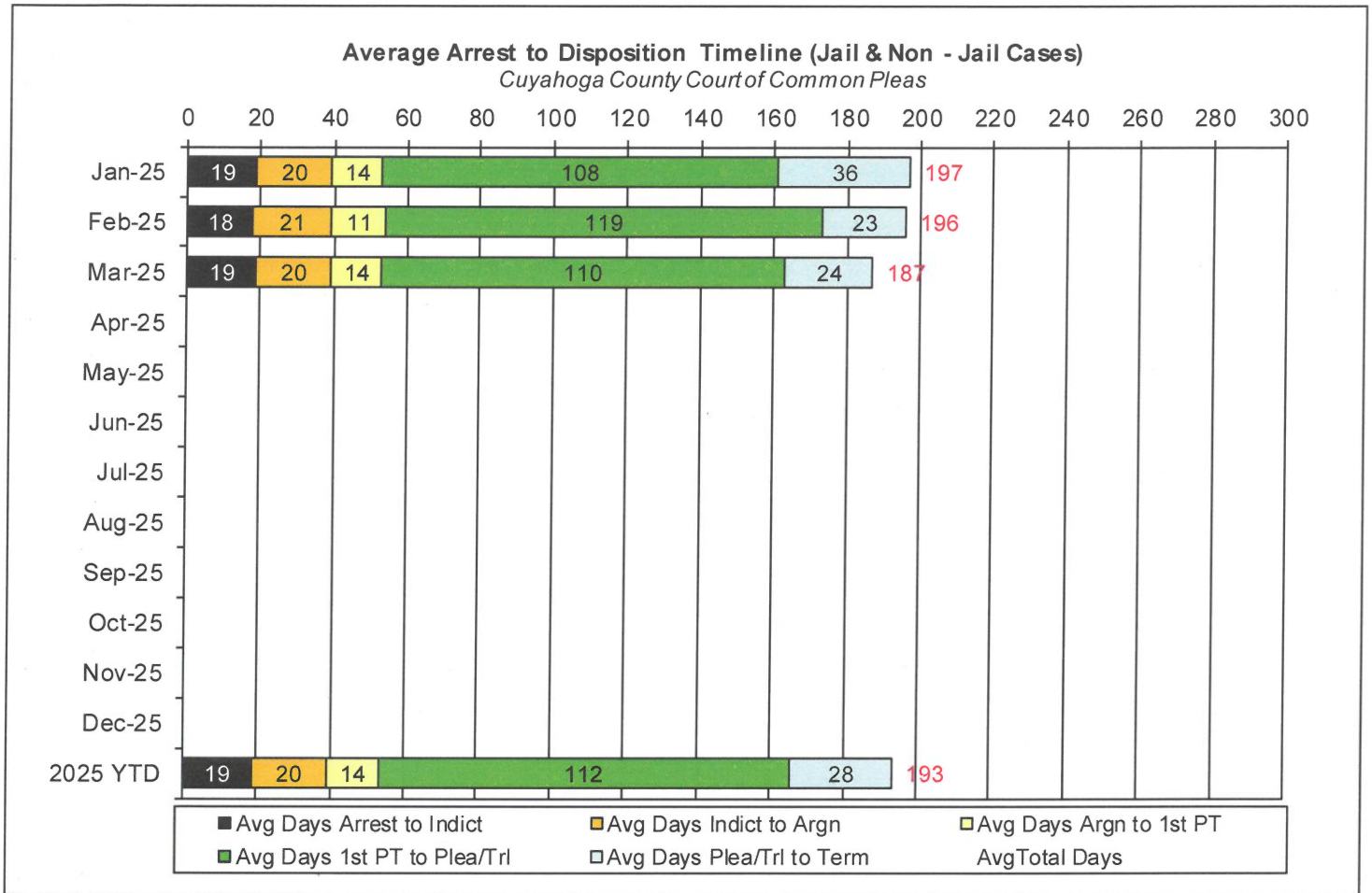
CUYAHOGA COUNTY COMMON PLEAS COURT

Average Arrest to Disposition Timeline (Non-Jail Cases)



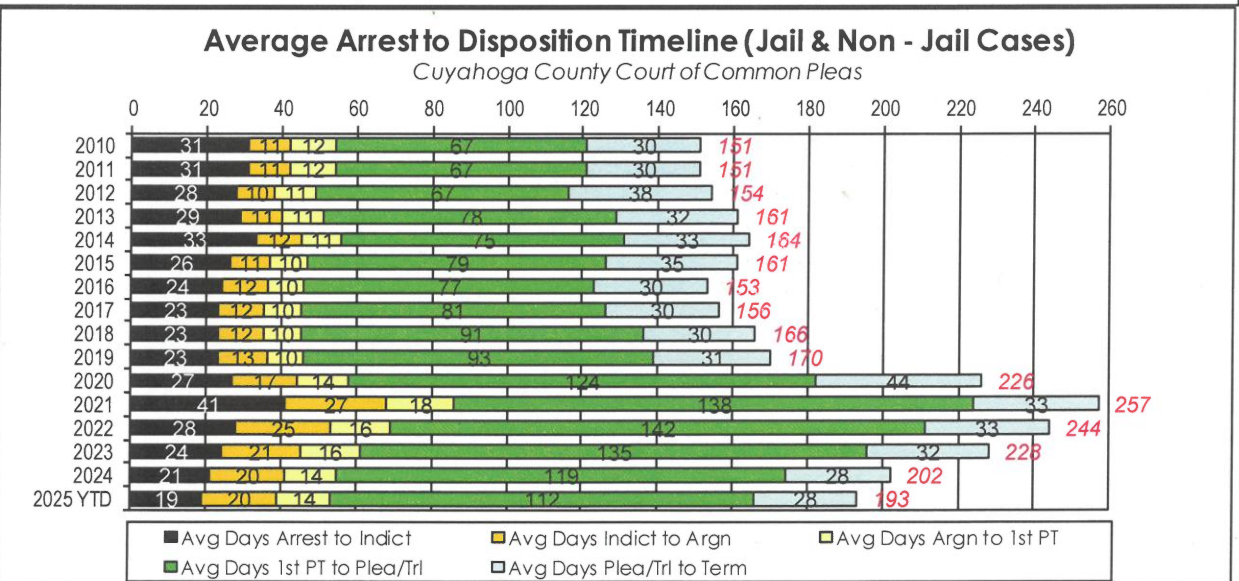
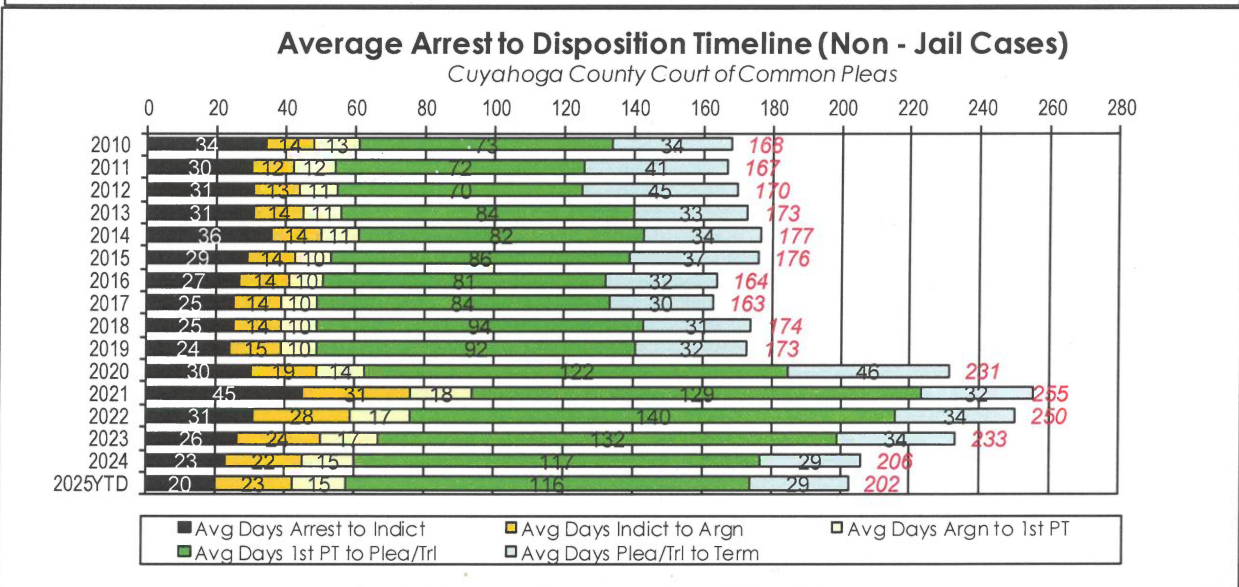
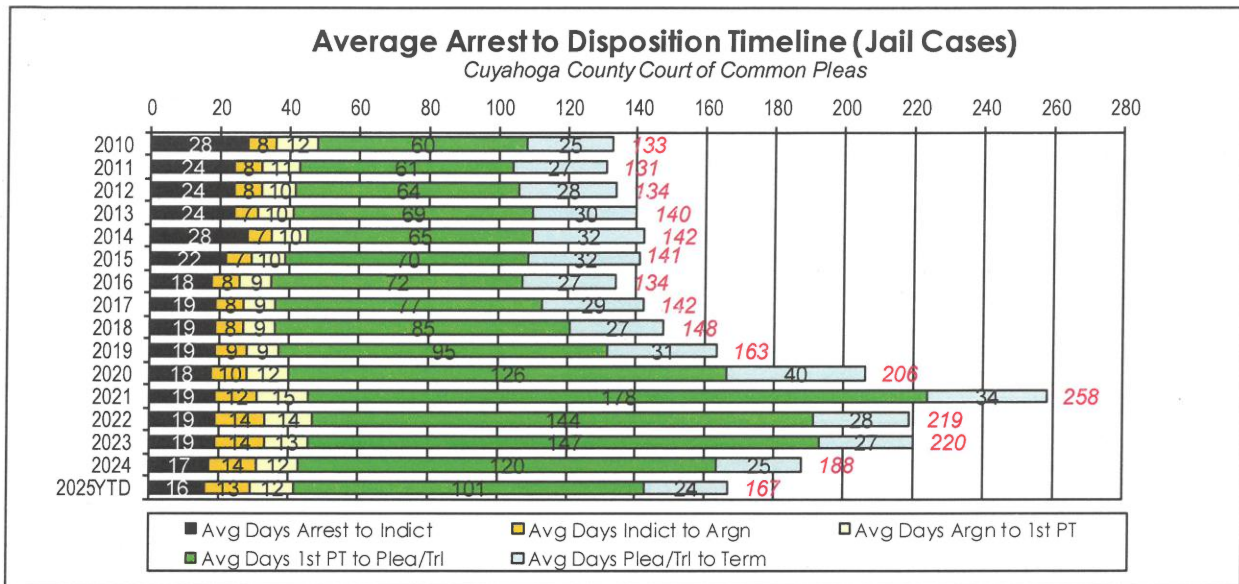
CUYAHOGA COUNTY COMMON PLEAS COURT

Average Arrest to Disposition Timeline (Jail and Non-Jail Cases)



CUYAHOGA COUNTY COMMON PLEAS COURT

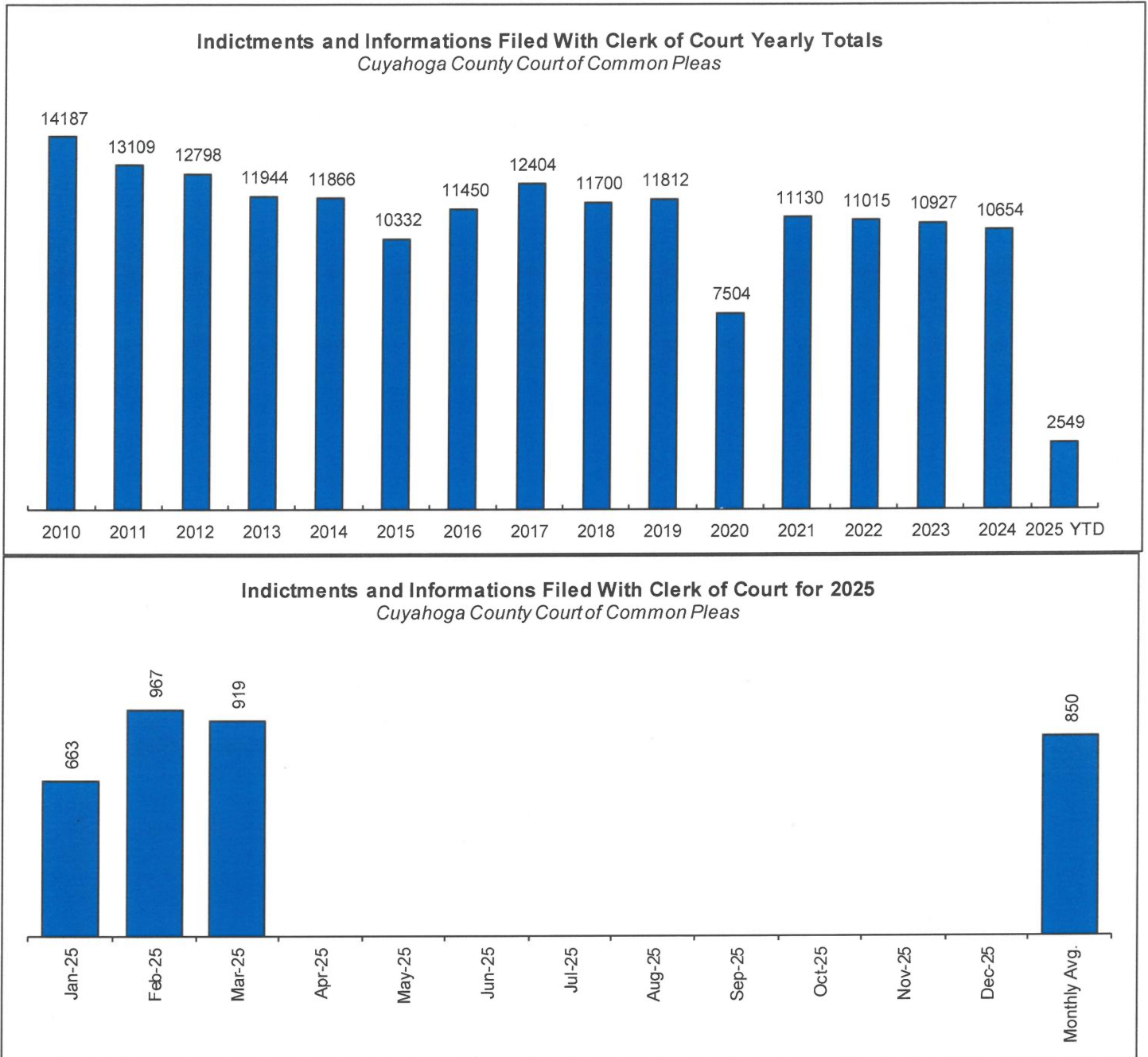
Yearly Average Arrest to Disposition Timeline



CUYAHOGA COUNTY COMMON PLEAS COURT

Indictments and Informations Filed With the Clerk of Courts

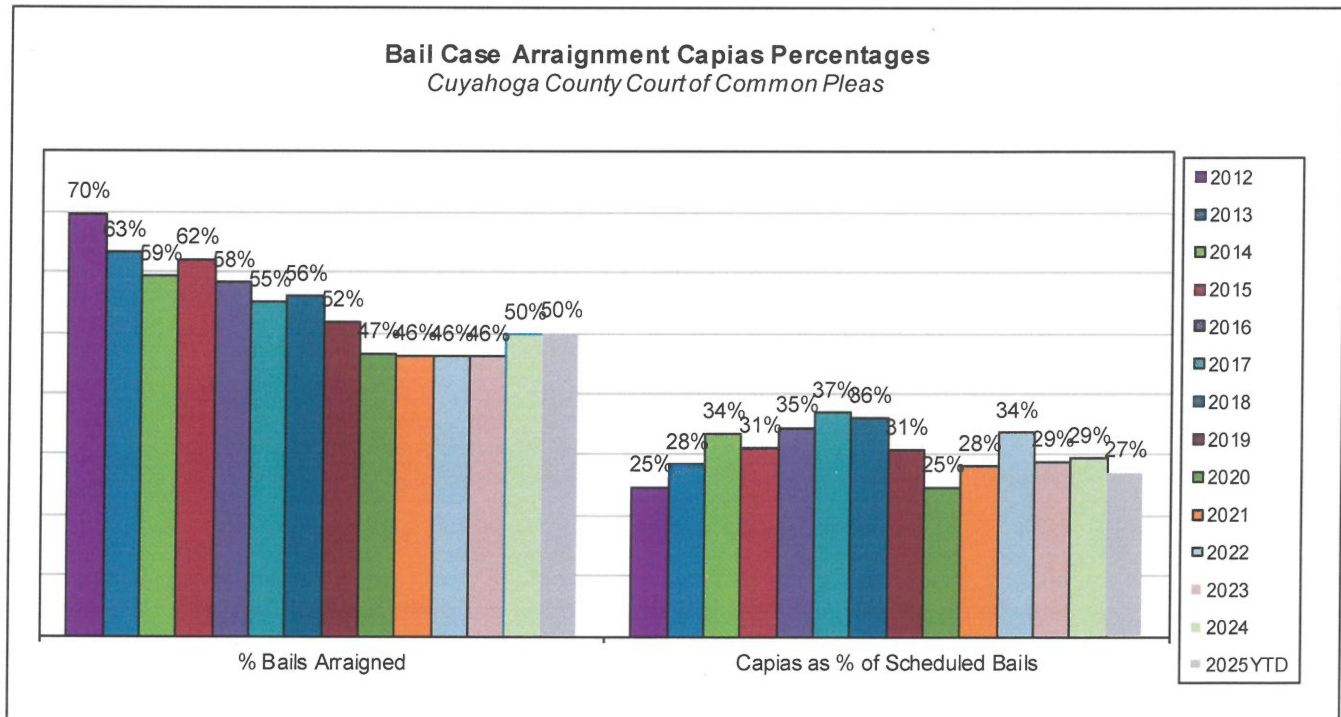
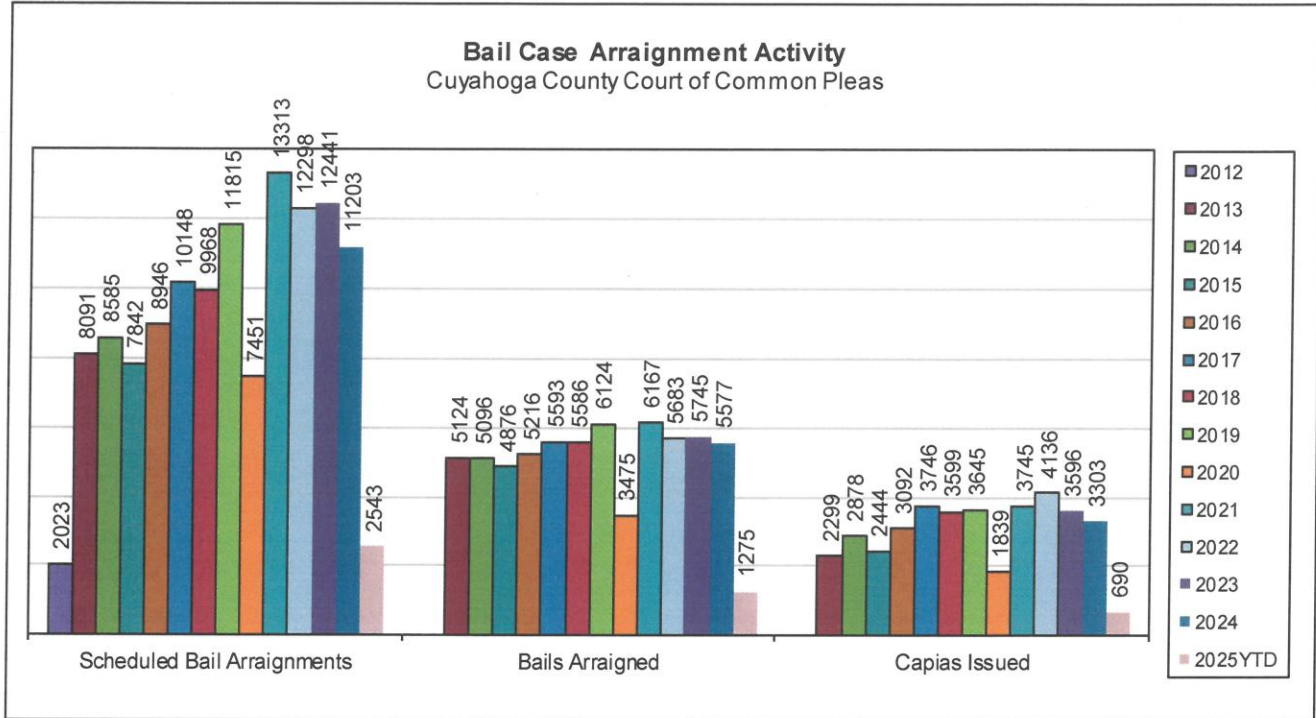
The following charts are reflective of Indictments and Informations filed with the Criminal Clerk of Courts from 2010. The source for this information was the Criminal Clerk's Office.



CUYAHOGA COUNTY COMMON PLEAS COURT

Bail Case Arraignment Activity

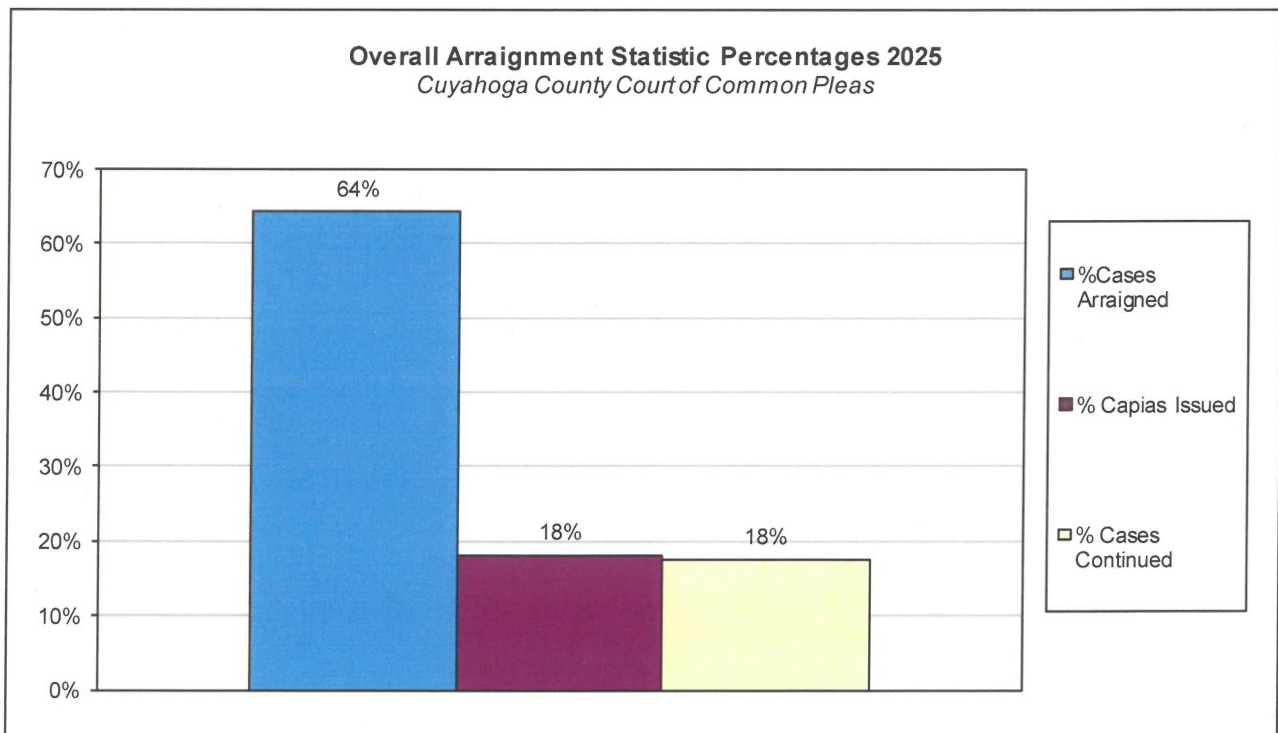
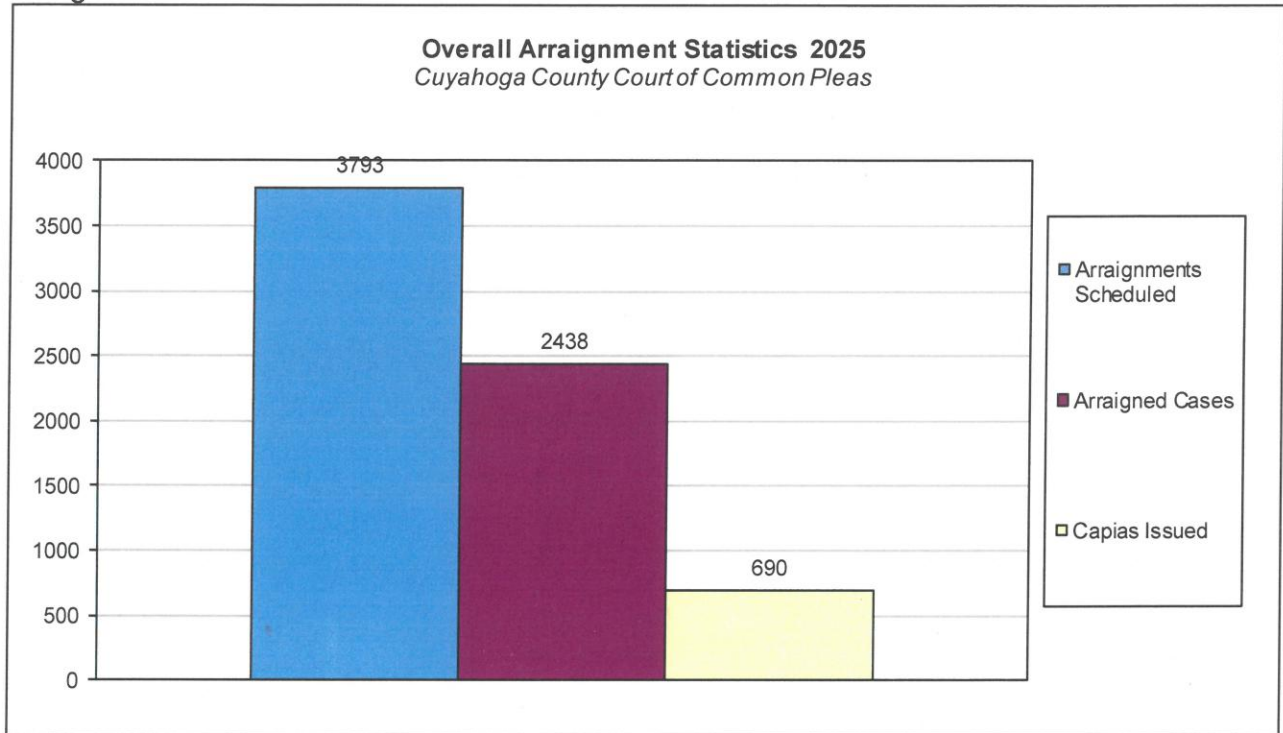
The following charts are reflective of arraignment activity where the defendant was not incarcerated at the time of arraignment. The source for this information was the Criminal Records Department.



CUYAHOGA COUNTY COMMON PLEAS COURT

Overall Arraignment Statistics

The arraignment statistics were provided by the Criminal Records Department. They are provided to give a representation of arraignment activity in the Court in 2025. These statistics include jail and non – jail arraignments.



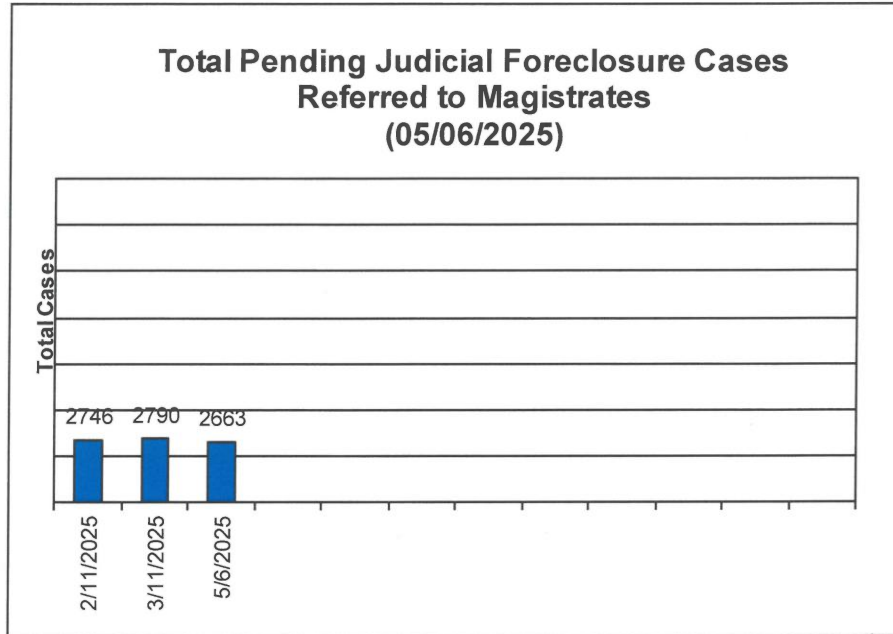
Judicial Foreclosure Statistics¹

¹ For clarification purposes, Foreclosure cases in this report are identified as Judicial Foreclosure filings (filing codes 1460 (Foreclosure Marsh. Of Lien), 1465(Tax Lien), 1466 (Tax Certificate), 1470 (Quiet Title), and 1480 (Partition)). These cases are different from Board of Revision Foreclosures, which are not reported here.

CUYAHOGA COUNTY COMMON PLEAS COURT

Total Pending Judicial Foreclosure Cases Referred to Magistrates

The following chart is a display of the total number of pending Judicial Foreclosure cases referred to the Magistrates on specific dates. The table below shows the number of these cases pending from each year since 2012.

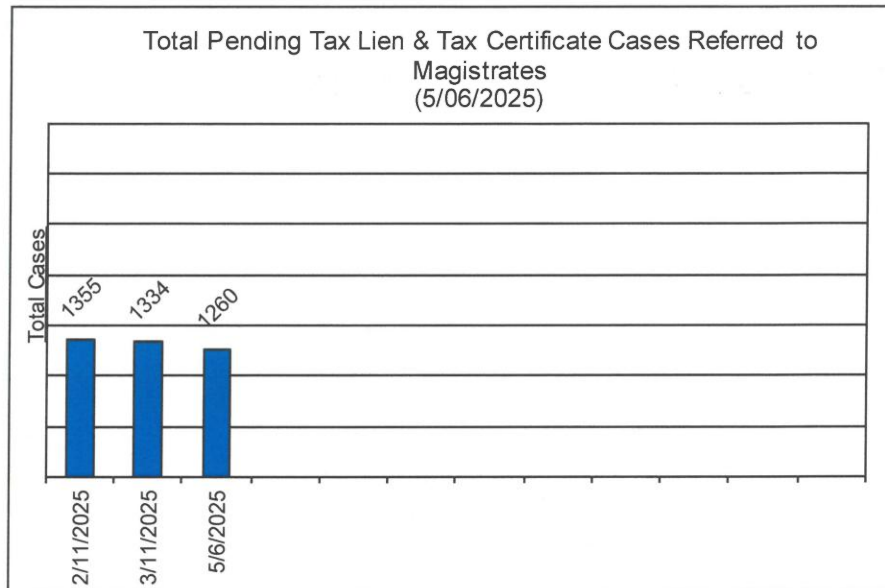


	As of:	2/11/2025	3/11/2025	5/6/2025									
Year													
2015		1	1	0									
2016		0	0	0									
2017		1	2	1									
2018		4	4	6									
2019		4	5	3									
2020		2	3	0									
2021		6	10	8									
2022		13	13	11									
2023		99	83	49									
2024		2013	1660	941									
2025		603	1009	1644									
Total		2746	2790	2663									

CUYAHOGA COUNTY COMMON PLEAS COURT

Total Pending Tax Lien & Certificate Cases Referred to Magistrates

The following chart is a display of the number of pending tax Judicial Foreclosure cases referred to the Magistrates on specific dates. The table below shows the number of pending tax Judicial Foreclosure cases in each year since 2010.

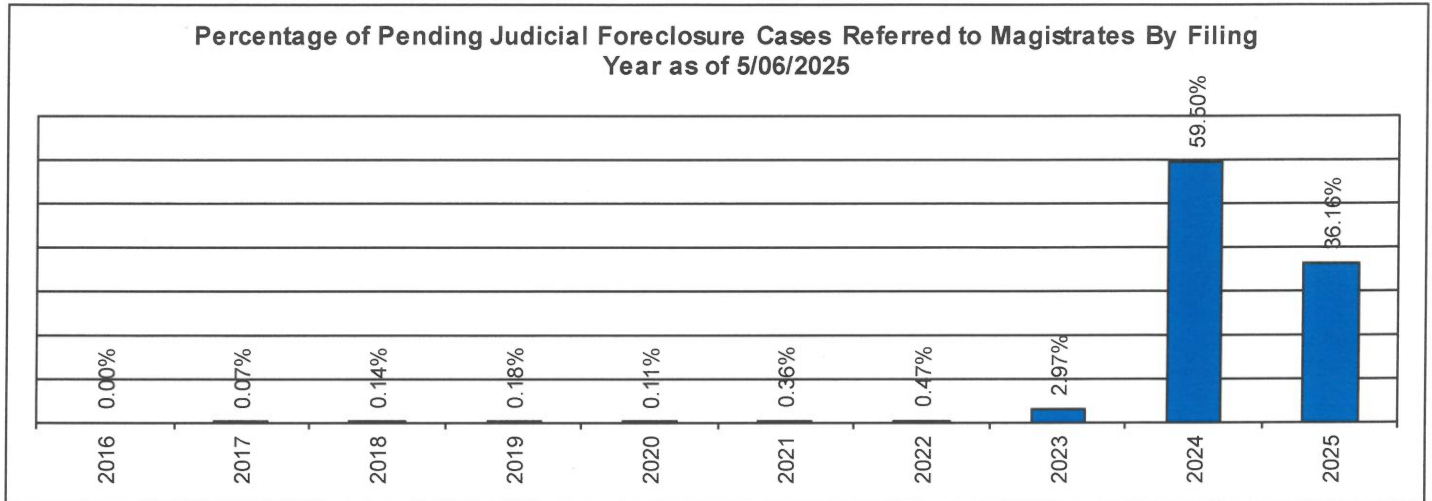


	As of:	2/11/2025	3/11/2025	5/6/2025									
Year													
2010		1	1	1									
2012		1	1	1									
2015		2	2	2									
2016		2	2	2									
2017		1	2	1									
2018		2	2	5									
2019		3	3	2									
2020		1	2	0									
2021		4	7	5									
2022		1	2	2									
2023		18	12	5									
2024		1034	844	443									
2025		285	454	791									
Total		1355	1334	1260									

CUYAHOGA COUNTY COMMON PLEAS COURT

Percentage of Pending Judicial Foreclosure Cases By Filing Year

The following chart is a representation of the total number of pending Judicial Foreclosure cases by filing year expressed as a percentage on a specific date. The table below is the supporting data for this chart.


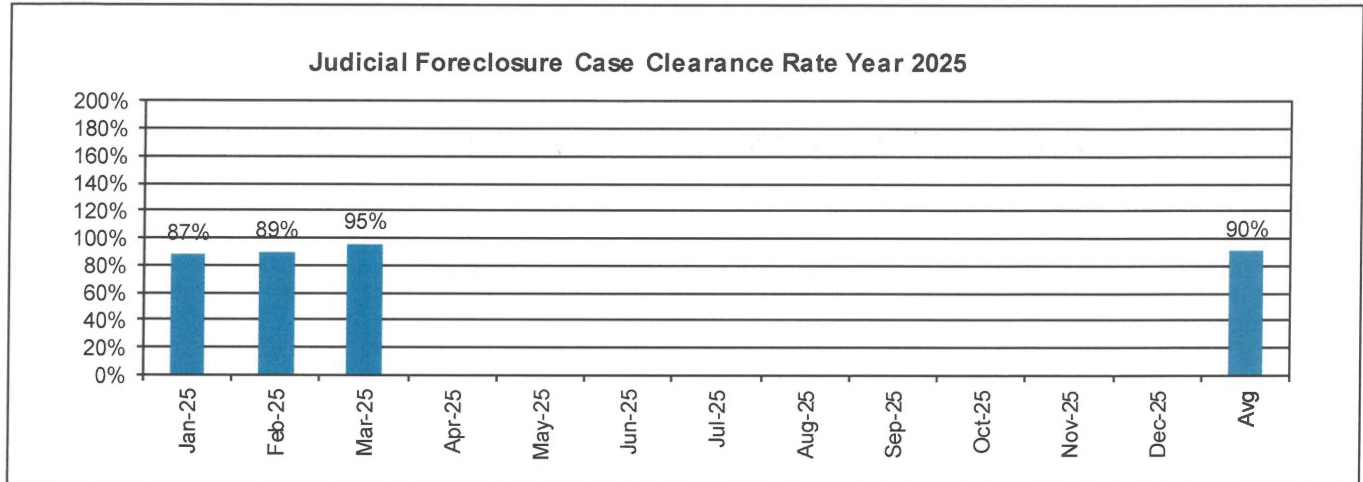


	As of:	5/6/2025	% of Total
Year			
2015		1	0.04%
2016		0	0.00%
2017		2	0.07%
2018		4	0.14%
2019		5	0.18%
2020		3	0.11%
2021		10	0.36%
2022		13	0.47%
2023		83	2.97%
2024		1660	59.50%
2025		1009	36.16%
Total		2790	100.00%

CUYAHOGA COUNTY COMMON PLEAS COURT

Judicial Foreclosure Clearance Rate Year 2025

The Clearance Rate is the number of outgoing cases as a percentage of the number of incoming cases. Clearance rate measures whether the court is keeping up with its incoming caseload. If cases are not disposed in a timely manner, a backlog of cases awaiting disposition will grow. A Clearance Rate of 100% indicates that at least as many cases as have been filed, reopened, or reactivated in a period have been disposed.

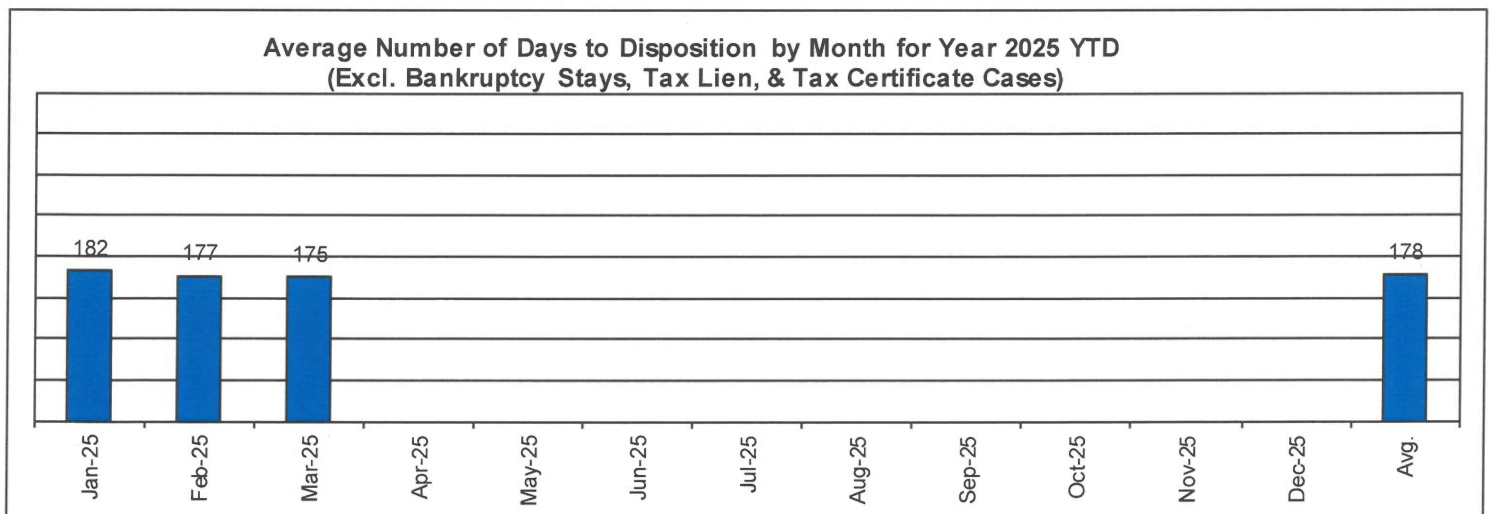
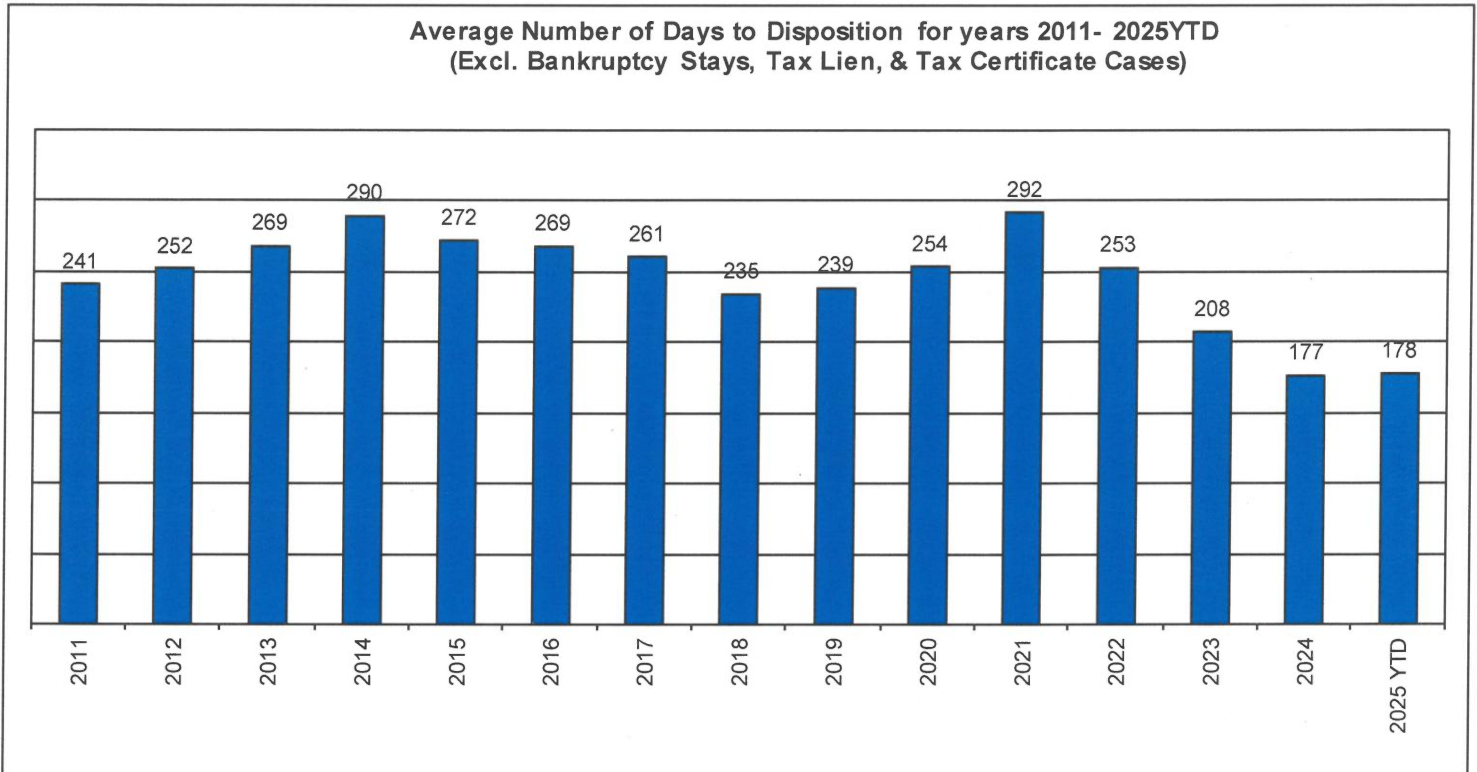


	Referrals & Reinstates	Dispositions	Clearance Rate
Jan-25	564	492	87%
Feb-25	575	513	89%
Mar-25	508	485	95%
Apr-25			
May-25			
Jun-25			
Jul-25			
Aug-25			
Sep-25			
Oct-25			
Nov-25			
Dec-25			
Avg	549	497	90%
Total	1647	1490	

CUYAHOGA COUNTY COMMON PLEAS COURT

Avg. Number of Days to Disp. (Excl. Bank. Stays & Tax Lien & Tax Cert.)

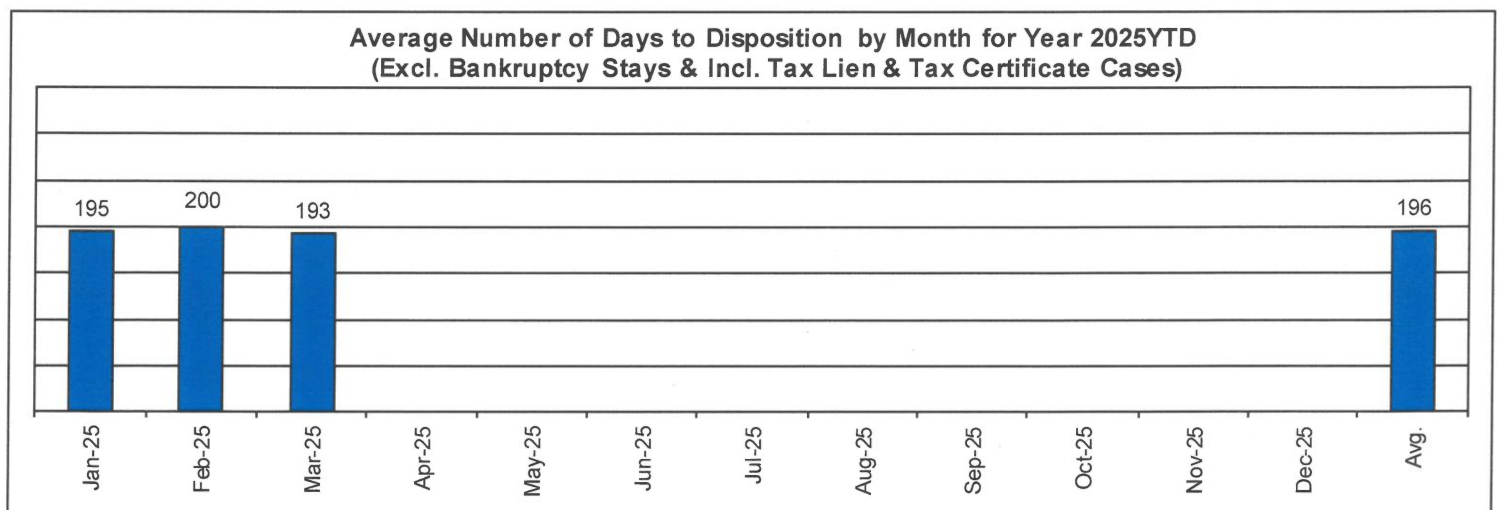
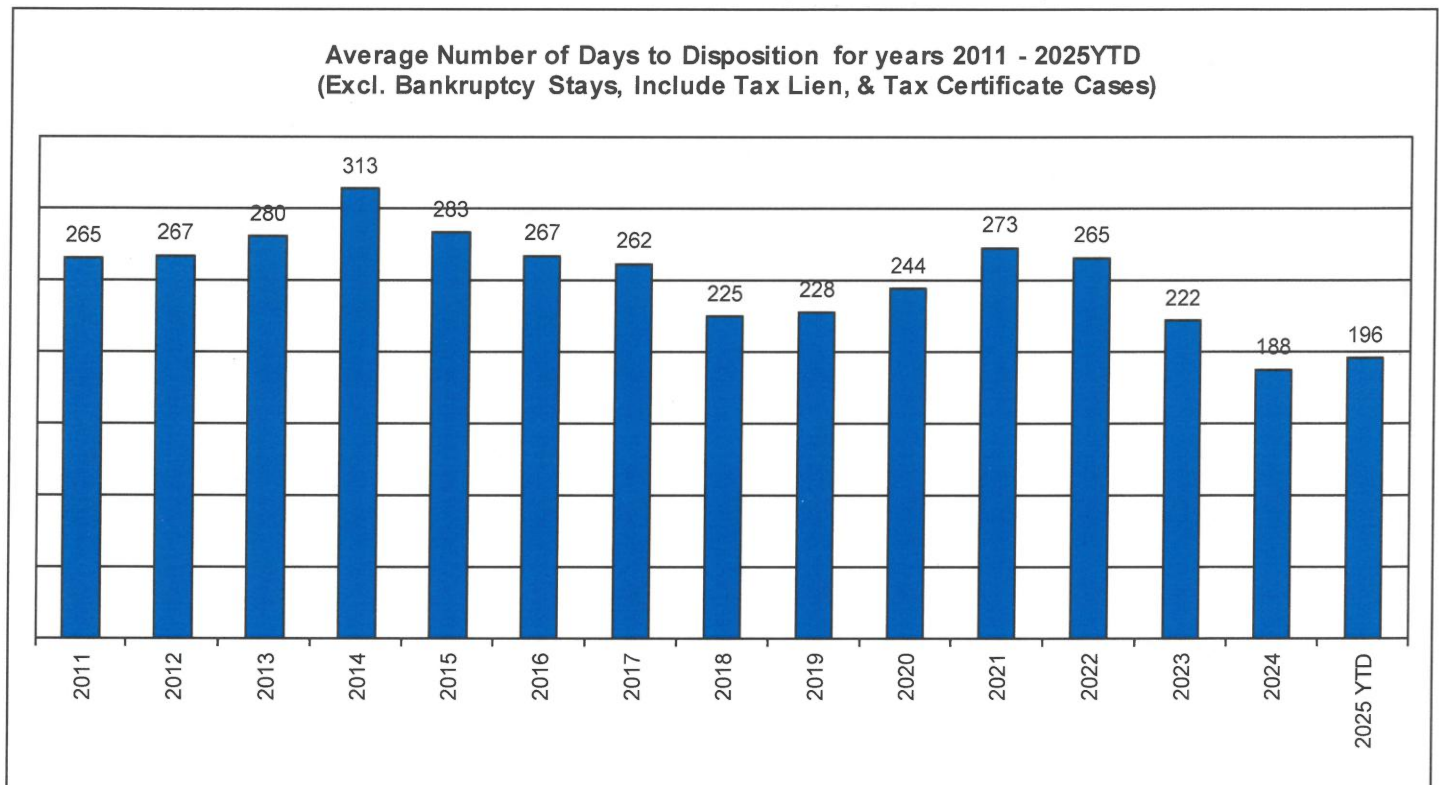
The average number of days to disposition is the number of days from filing to a final disposition entry being filed with the Clerk of Court. The data sample is based on all judicial foreclosure cases terminated by decree or dismissal (cases terminated by bankruptcy are not included) in a month. Each case is examined to determine the number of days between filing and termination with the periods that a case may have been in bankruptcy subtracted. Adding the total days of all of the cases minus bankruptcy periods and dividing by the total number of cases calculates the average. In the following chart, tax judicial foreclosure cases are excluded.



CUYAHOGA COUNTY COMMON PLEAS COURT

Avg. Number of Days to Disp. (Excl. Bank. Stays & Incl. Tax Lien & Tax Cert.)

The average number of days to disposition is the number of days from filing to a final disposition entry being filed with the Clerk of Court. The data sample is based on all Judicial Foreclosure cases terminated by decree or dismissal (cases terminated by bankruptcy are not included) in a month. Each case is examined to determine the number of days between filing and termination with the periods that a case may have been in bankruptcy subtracted. Adding the total days of all of the cases minus bankruptcy periods and dividing by the total number of cases calculates the average. In the following chart, all types of Judicial Foreclosure cases are included.

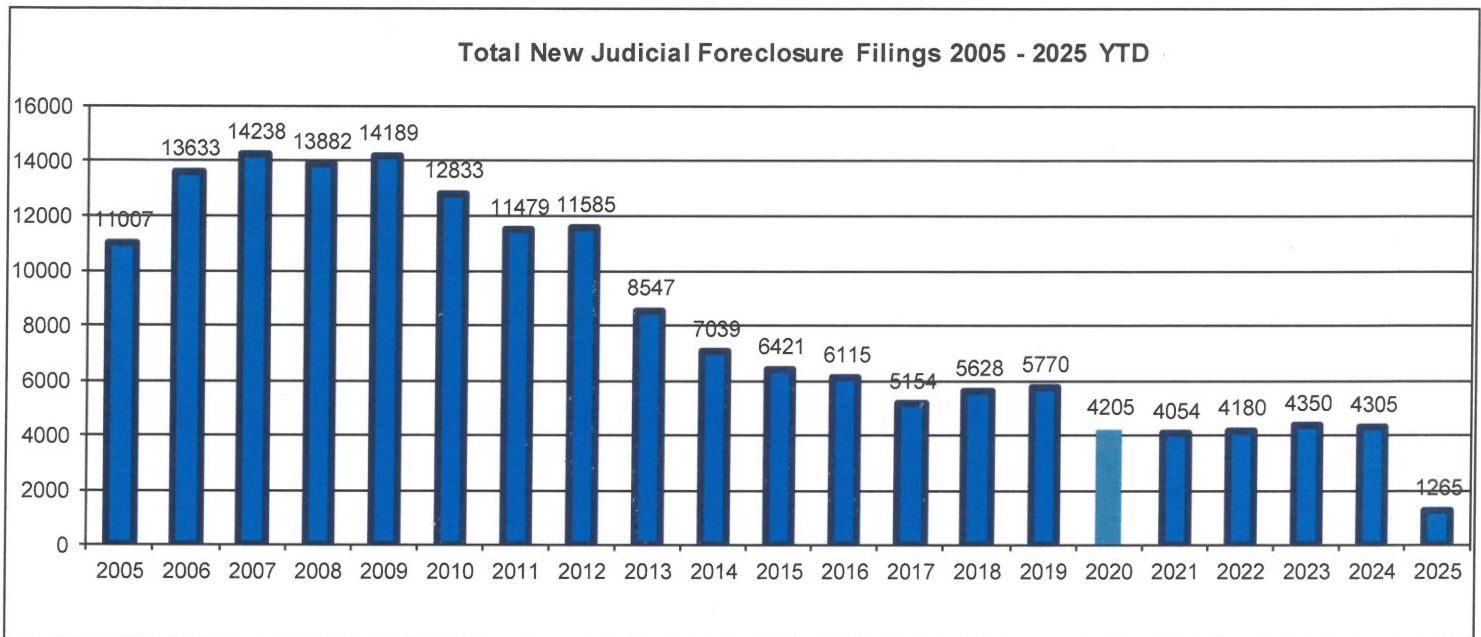


CUYAHOGA COUNTY COMMON PLEAS COURT

Total New Judicial Foreclosure Filings

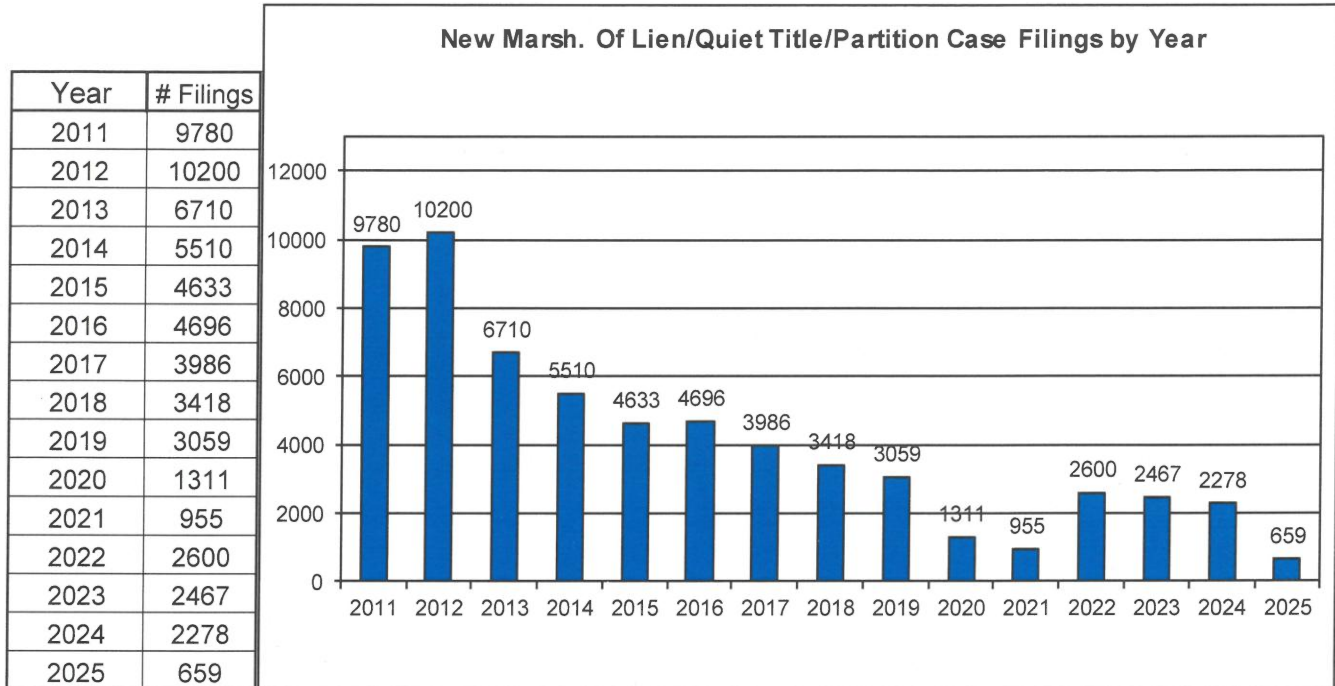
The following charts are provided as a historical view of new judicial foreclosure filings.

1. Total New Judicial Foreclosure Filings from 2005 – 2025 by year
2. Total New Marsh of Lien/Quiet Title/Partition Filings from 2011 – 2025 by month
3. Total New Tax Lien & Tax Certificate Filings for 2011 – 2025 by month
4. Total New Judicial Foreclosure Filings from 2011 – 2025 by month

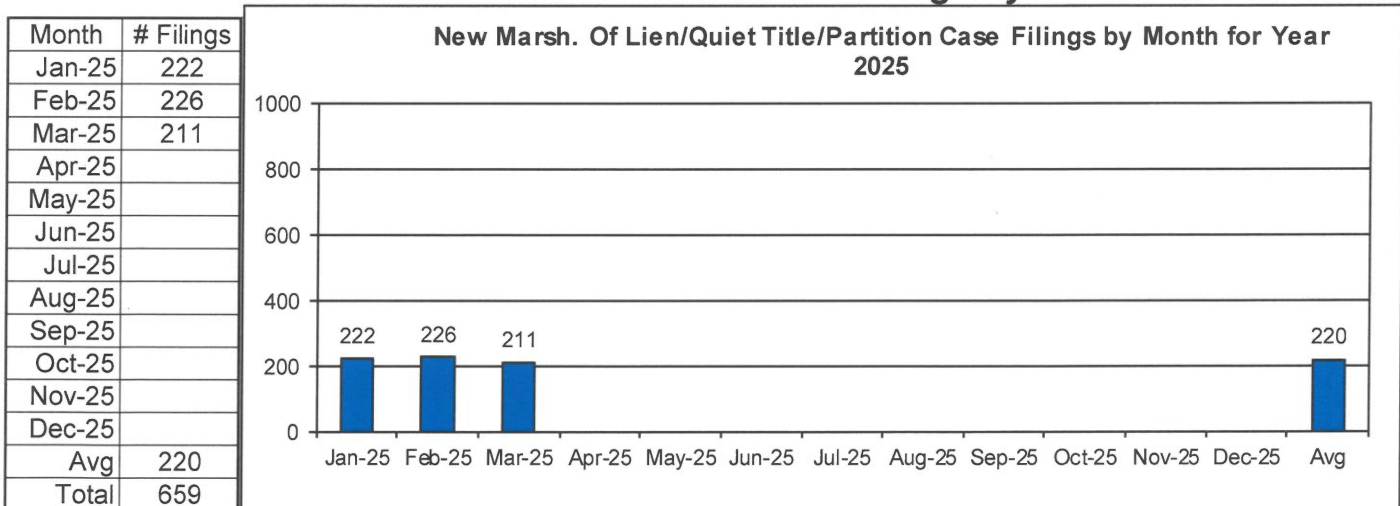


CUYAHOGA COUNTY COMMON PLEAS COURT

New Marsh of Lien/Quiet Title/Partition Case Filings for Years 2011 – 2025 YTD

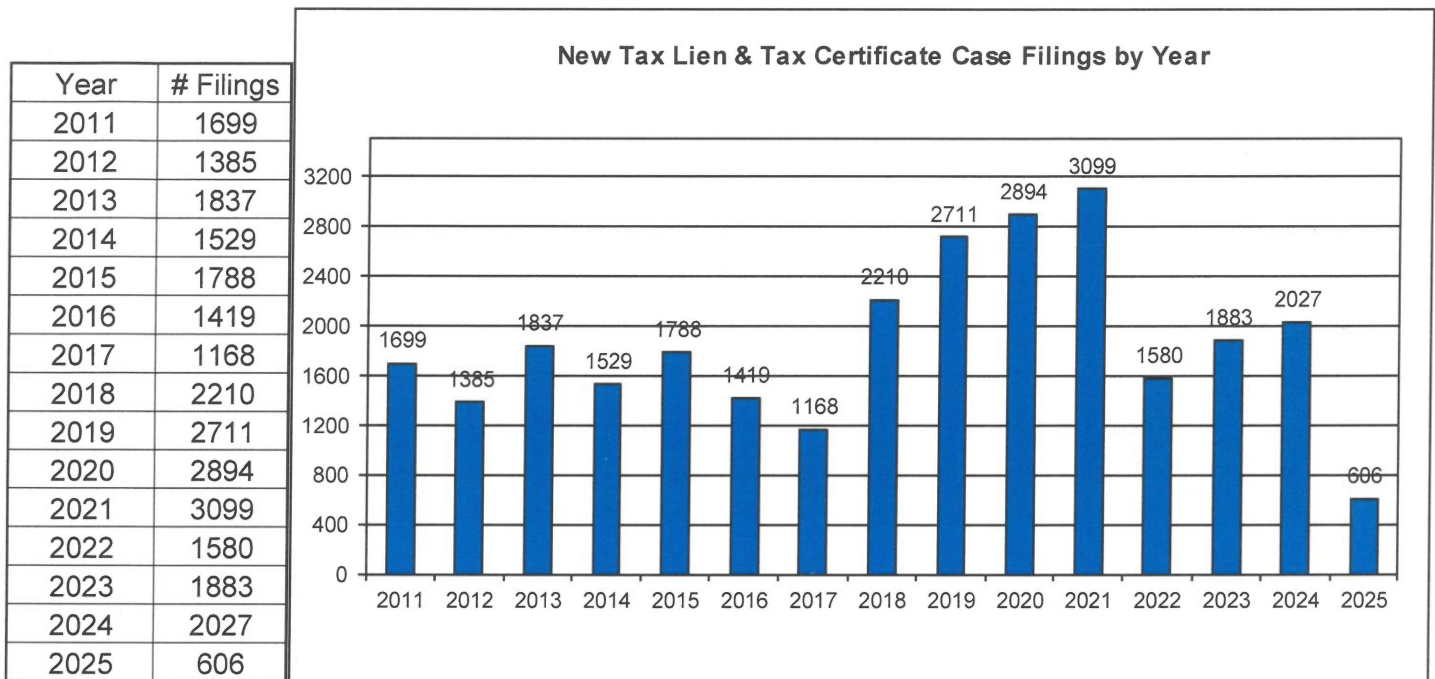


New Marsh of Lien/Quiet Title/Partition Case Filings by month for 2025 YTD

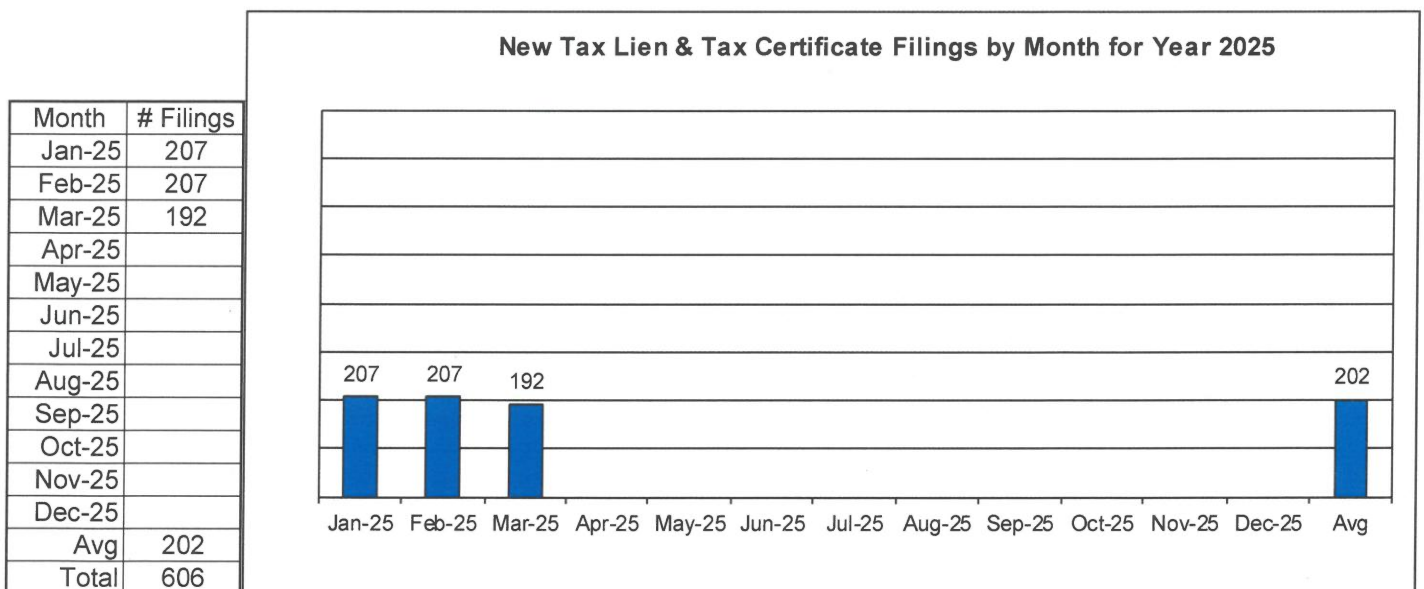


CUYAHOGA COUNTY COMMON PLEAS COURT

New Tax Lien & Certificate Filings for Years 2011 – 2025 YTD



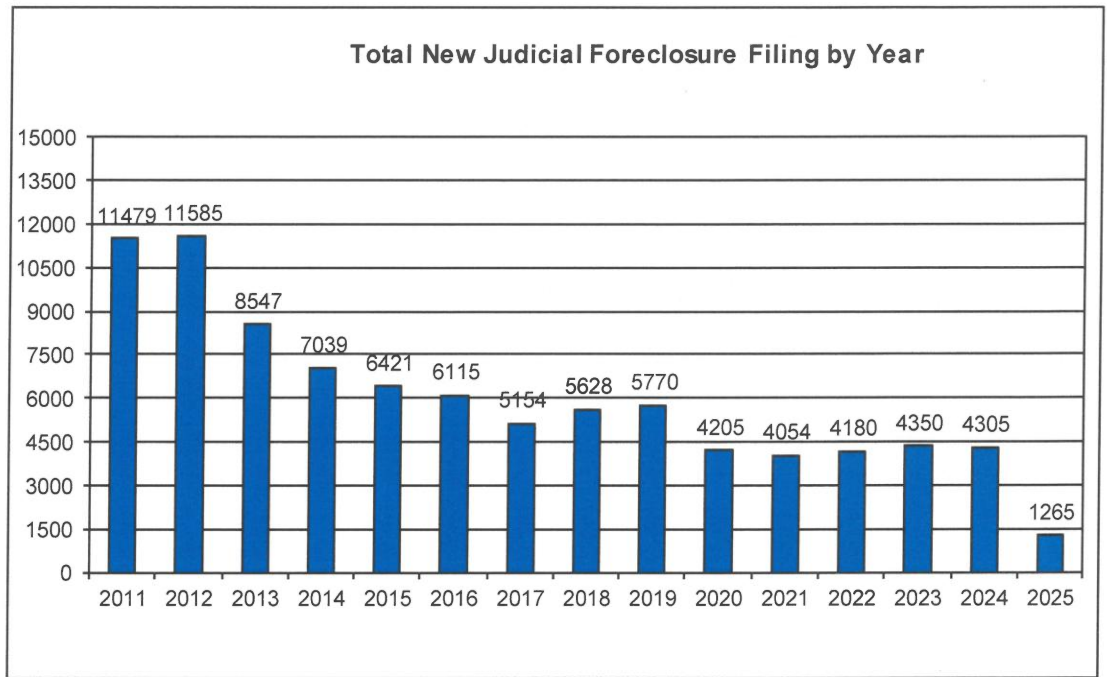
New Tax Lien & Certificate Filings by Month for Year 2025 YTD



CUYAHOGA COUNTY COMMON PLEAS COURT

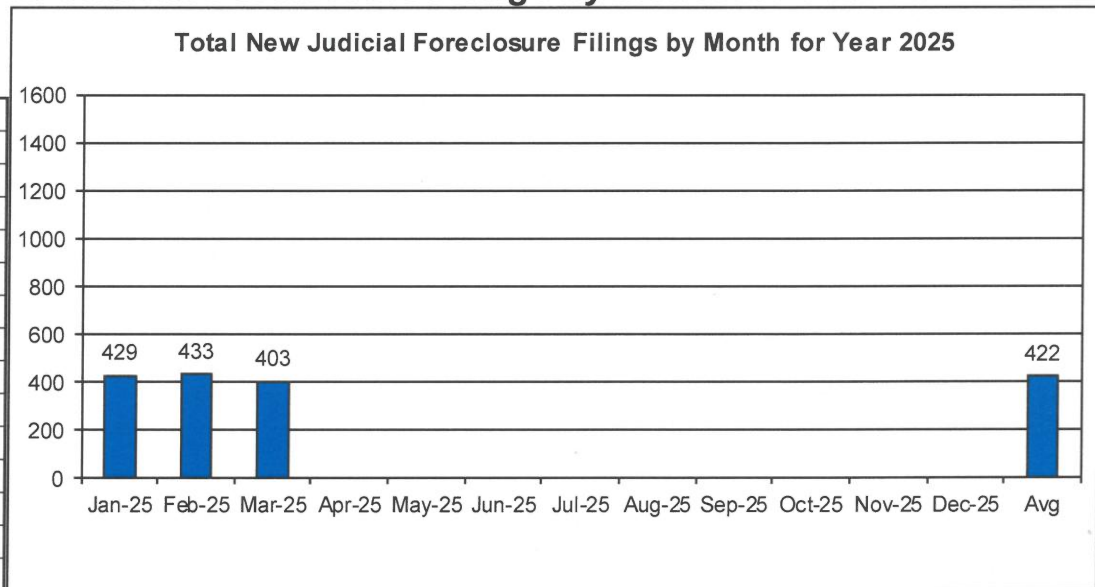
Total New Judicial Foreclosure Filings Years 2011 – 2025 YTD

Year	# Filings
2011	11479
2012	11585
2013	8547
2014	7039
2015	6421
2016	6115
2017	5154
2018	5628
2019	5770
2020	4205
2021	4054
2022	4180
2023	4350
2024	4305
2025YTD	1265



Total New Judicial Foreclosure Filings by Month for Year 2025 YTD

Month	# Filings
Jan-25	429
Feb-25	433
Mar-25	403
Apr-25	
May-25	
Jun-25	
Jul-25	
Aug-25	
Sep-25	
Oct-25	
Nov-25	
Dec-25	
Avg	422
Total	1265



Magistrate's Monthly Reports

The Magistrates' Monthly Report consists of 5 reports. Below is a description of each.

Magistrate's Monthly Supplemental Journal Entry Report (R415)

Retrieves total number of supplemental entries and Decrees of Confirmation of Sheriff's sale created during a specific period. A supplemental entry is any journal created by a magistrate, which does not close out a case. For example, any magistrate's order (MG) setting a hearing, any journal entry (JE) ruling on a motion, journals confirming Sheriff's sales, etc.).

Magistrate's Full Disposition Count by Magistrate Report (R413)

Retrieves total number of cases disposed of during a specific period. The dispositions are grouped by Magistrate and then broken down by the type of disposition (i. e. Default, Dismissed with Prejudice, Dismissed without Prejudice, etc.) This report can be printed three different ways. Including tax cases (Full Dispositions), excluding tax cases (Non-Tax Dispositions), and Tax cases only (Tax Dispositions).

Magistrate's Monthly Cases Referred/Reinstated Report (R418)

Retrieves newly filed cases referred to the Magistrates Dept. and cases previously disposed by the Magistrates Dept. that are reinstated and re-referred to the magistrates. The cases are separated by Tax (filing code 1465; Tax Judicial Foreclosure & 1466; Tax Certificate Judicial Foreclosure) and Non-Tax (1460; Judicial Foreclosure Marsh. Of Lien, 1480; Partition, 1470; Quiet Title, misc. (i. e. 1391; Contract Other, etc.).

Magistrate's Monthly Hearing Totals Report (R3146)

Retrieves total number of hearings held during one month. The hearings are grouped by Magistrate and then broken down by what type hearing was held (i. e. Default, Pretrial, etc.).

Magistrate's Monthly Case Load Report (R3147)

Retrieves individual caseload totals for individual magistrates during a specific period. The cases are grouped by magistrate and then broken down by case type (i. e. tax judicial foreclosure, tax certificate judicial foreclosure and non-tax judicial foreclosure).

Magistrate's New Referrals/Assignments (R429)

Retrieves All cases referred to the Magistrate's Department. The cases are grouped by Magistrate and broken down into categories of CSPO (Filing Code 1491 Stalking Civil Protection Orders), Tax (1465; Tax Judicial Foreclosure & 1466; Tax Certificate Judicial Foreclosure), Non Tax (1460; Judicial Foreclosure Marsh. Of Lien, 1480; Partition, 1470; Quiet Title, misc. (i.e. 1391; Contract Other, etc.)).

CUYAHOGA COUNTY COURT OF COMMON PLEAS

DATE: 04/09/2025
TIME: 8:15 AM

OFFICE OF THE MAGISTRATES
MAGISTRATE'S MONTHLY SUPPLEMENTALS BY CASE
REPORTING PERIOD: MARCH 2025

PAGE: 1
CMSR415D

SUPPLEMENTALS

AUGUSTYN	132
BUCHA	180
DAY	383
DYKE	228
GOZELANCZYK	220
HEGYES	217
JACKSON	188
JACKSON	158
KLEIN	159
LUCAS	115
LUNSFORD	294
UNACCOUNTED FOR	0

TOTAL	2274
-------	------

CONFIRMATIONS

TOTAL	0
-------	---

CUYAHOGA COUNTY COURT OF COMMON PLEAS

OFFICE OF THE MAGISTRATES

Full Disposition Count by Magistrate

REPORTING PERIOD: FROM 03/01/2025 TO 03/31/2025

DATE: 04/09/2025

TIME: 8:18 AM

PAGE: 1

CMSR413

MagID	Dispose Type	Tax Cert.	Tax Treas.	Total
KCA				
	Bank	0	0	0
	Def	0	0	1
	Dism	0	1	11
	Ref. Vacate	0	0	0
	Court Trial	0	0	4
	Other	0	3	5
	<u>MAG'S TOTAL</u>	0	4	<u>21</u>

Decrees	292
Defaults	57
Other	196
Court Trial	39
Dismissals	178
Bankruptcy	15
Ref. Vacated	0
Grand Total	485

SMB				
	Bank	0	0	1
	Def	0	0	3
	Dism	0	4	13
	Ref. Vacate	0	0	0
	Court Trial	0	0	4
	Other	0	13	16
	<u>MAG'S TOTAL</u>	0	17	<u>37</u>

CD				
	Bank	0	3	4
	Def	0	0	5
	Dism	0	3	15
	Ref. Vacate	0	0	0
	Court Trial	0	0	0
	Other	0	10	14
	<u>MAG'S TOTAL</u>	0	16	<u>38</u>

JTD				
	Bank	0	0	1
	Def	0	0	0
	Dism	0	6	24
	Ref. Vacate	0	0	0
	Court Trial	0	0	0
	Other	0	0	6
	<u>MAG'S TOTAL</u>	0	6	<u>31</u>

BSG				
	Bank	0	0	0
	Def	0	0	2
	Dism	0	1	6
	Ref. Vacate	0	0	0
	Court Trial	0	0	0
	Other	0	5	14
	<u>MAG'S TOTAL</u>	0	6	<u>22</u>

DKH				
	Bank	0	0	2
	Def	0	0	9
	Dism	0	7	37
	Ref. Vacate	0	0	0
	Court Trial	0	0	3
	Other	0	35	40
	<u>MAG'S TOTAL</u>	0	42	<u>91</u>

ARJ				
	Bank	0	0	0
	Def	0	0	4
	Dism	0	4	20
	Ref. Vacate	0	0	0
	Court Trial	0	0	0
	Other	0	20	33
	<u>MAG'S TOTAL</u>	0	24	<u>57</u>

JLJ				
	Bank	0	0	1
	Def	0	0	7
	Dism	0	6	19

CUYAHOGA COUNTY COURT OF COMMON PLEAS

OFFICE OF THE MAGISTRATES

Full Disposition Count by Magistrate

REPORTING PERIOD: FROM 03/01/2025 TO 03/31/2025

DATE: 04/09/2025

TIME: 8:18 AM

PAGE: 2

CMSR413

MagID	Dispose Type	Tax Cert.	Tax Treas.	Total
	Ref. Vacate	0	0	0
	Court Trial	0	0	5
	Other	0	16	22
	<u>MAG'S TOTAL</u>	0	22	<u>54</u>
MK	Bank	0	0	0
	Def	0	0	4
	Dism	0	0	2
	Ref. Vacate	0	0	0
	Court Trial	0	0	9
	Other	0	12	12
	<u>MAG'S TOTAL</u>	0	12	<u>27</u>
PL	Bank	0	3	4
	Def	0	12	15
	Dism	0	1	12
	Ref. Vacate	0	0	0
	Court Trial	0	0	7
	Other	0	0	5
	<u>MAG'S TOTAL</u>	0	16	<u>43</u>
GL	Bank	0	1	2
	Def	0	0	7
	Dism	0	4	19
	Ref. Vacate	0	0	0
	Court Trial	0	0	7
	Other	0	24	29
	<u>MAG'S TOTAL</u>	0	29	<u>64</u>

CUYAHOGA COUNTY COURT OF COMMON PLEAS

DATE: 04/09/2025
TIME: 08:18 AM

OFFICE OF THE MAGISTRATES
MAGISTRATE'S MONTHLY REF/REIN CASES
FROM 03/01/2025 TO 03/31/2025

CMSR418

MAGISTRATE	NEW REFERRALS				REINSTATED			
	Tax Treas.	Tax Cert.	Non-Tax	Total	Tax Treas.	Tax Cert.	Non-Tax	Total
<u>AUGUSTYN/KEVIN/C</u>	10	0	22	32	0	0	0	0
<u>BUCHA/STEPHEN/M</u>	12	0	21	33	0	0	0	0
<u>DAY/CHRISTOPHER/</u>	16	0	27	43	0	0	1	1
<u>DYKE/JOHN/T</u>	21	0	22	43	1	0	0	1
<u>GOZELANCZYK/BRIAN/S</u>	19	0	27	46	1	0	1	2
<u>HEGYES/DEAN/K</u>	16	0	19	35	0	0	3	3
<u>JACKSON/AMY/R</u>	28	0	43	71	1	0	1	2
<u>JACKSON/JIM/L</u>	20	0	24	44	1	0	4	5
<u>KLEIN/MONICA/</u>	17	0	23	40	0	0	0	0
<u>LUCAS/PAUL/</u>	19	0	33	52	0	0	2	2
<u>LUNSFORD/GINA/</u>	26	0	24	50	1	0	2	3
<u>TOTAL</u>	204	0	285	489	5	0	14	19
<u>COMBINED TOTAL</u>	508							

CUYAHOGA COUNTY COURT OF COMMON PLEAS

OFFICE OF THE MAGISTRATES

MAG MONTHLY HEARING TOTALS

Reporting Period: March 2025

DATE: 04/09/2025

TIME: 08:19 AM

PAGE: 1

CMSR3146

Monthly Hearing Total 453

AUGUSTYN	
Default Hearings	0
Tax Hearings	0
Pretrials	26

TOTAL:	26
--------	----

BUCHA	
Default Hearings	0
Tax Hearings	0
Pretrials	49

TOTAL:	49
--------	----

DAY	
Default Hearings	0
Tax Hearings	0
Pretrials	43

TOTAL:	43
--------	----

DYKE	
Default Hearings	6
Tax Hearings	15
Pretrials	7

TOTAL:	28
--------	----

GOZELANCZYK	
Default Hearings	0
Tax Hearings	0
Pretrials	60

TOTAL:	60
--------	----

HEGYES	
Default Hearings	0
Tax Hearings	0
Pretrials	62

TOTAL:	62
--------	----

JACKSON	
Default Hearings	10
Tax Hearings	16
Pretrials	14

TOTAL:	40
--------	----

JACKSON	
Default Hearings	10
Tax Hearings	11
Pretrials	11

TOTAL:	32
--------	----

KLEIN	
Default Hearings	0
Tax Hearings	0
Pretrials	36

TOTAL:	36
--------	----

LUCAS	
Default Hearings	0
Tax Hearings	0
Pretrials	29

CUYAHOGA COUNTY COURT OF COMMON PLEAS

OFFICE OF THE MAGISTRATES

MAG MONTHLY HEARING TOTALS

Reporting Period: March 2025

DATE: 04/09/2025

TIME: 08:19 AM

PAGE: 2

CMSR3146

TOTAL:	29
LUNSFORD	
Default Hearings	0
Tax Hearings	0
Pretrials	48
<hr/>	
TOTAL:	48

CUYAHOGA COUNTY COURT OF COMMON PLEAS

DATE: 04/09/2025
TIME: 8:19 AM

Office of the Magistrates
Magistrate's Monthly Case Load
MONTH: MARCH 2025

PAGE: 1
CMSR3147

Magistrate Name	Non Tax Total	Tax Cert.	Tax Treas.	Total Tax	CSPO	Total Cases
AUGUSTYN	72	1	61	62	11	145
BUCHA	77	0	65	65	8	150
LUNSFORD	99	0	118	118	7	224
DAY	113	0	107	107	7	227
DYKE	105	0	120	120	7	232
KLEIN	144	0	118	118	9	271
JACKSON	144	0	131	131	8	283
HEGYES	130	0	134	134	24	288
JACKSON	158	0	151	151	12	321
LUCAS	143	0	156	156	22	321
GOZELANCZYK	175	1	163	164	18	357
Totals:	1360	2	1324	1326	133	2819

CUYAHOGA COUNTY COURT OF COMMON PLEAS

DATE: 04/09/2025
TIME: 9:11 AM

OFFICE OF THE MAGISTRATES
MAGISTRATE'S NEW REFERRALS / ASSIGNMENTS
FROM 03/01/2025 TO 03/31/2025

CMSR429
PAGE: 1

MAGISTRATE	NEW REFERRALS				
	CSPO	Tax Cert.	Tax Treas.	Non Tax	Total
<u>AUGUSTYN/KEVIN/C</u>	7	0	10	22	32
<u>BUCHA/STEPHEN/M</u>	7	0	12	21	33
<u>DAY/CHRISTOPHER/</u>	5	0	16	27	43
<u>DYKE/JOHN/T</u>	5	0	21	22	43
<u>GOZELANCZYK/BRIAN/S</u>	7	0	19	27	46
<u>HEGYES/DEAN/K</u>	5	0	16	19	35
<u>JACKSON/AMY/R</u>	4	0	28	43	71
<u>JACKSON/JIM/L</u>	3	0	20	24	44
<u>KLEIN/MONICA/</u>	4	0	17	23	40
<u>LUCAS/PAUL/</u>	11	0	19	33	52
<u>LUNSFORD/GINA/</u>	3	0	26	24	50
<u>Total</u>	61	0	204	285	489

Report CMSR1062 - Judicial Foreclosure Statistics by Judge

Report CMSR1062 provides a list of judicial foreclosure case activity for each Judge. The report identifies how many cases were pending at the beginning of the period. The new cases filed and cases that were transferred in or reactivated are added to the number pending at the beginning of the period. It then shows the type and number of terminations for the period. The total terminations are subtracted from the total pending which provides the pending at the end of the period.

CUYAHOGA COUNTY COURT OF COMMON PLEAS

DATE: 04/09/2025
TIME: 08:13 AM

Foreclosure Statistics by Judge
Reporting Period: March 2025

PAGE: 1
CMSR1062

Judge							
BELL, RICHARD A							
Pending at Beg of Period		New Cases Filed		Cases Transferred In / Reactivated			Total
73		14		2			89
Terminations							
Bankruptcy	Default	RefVacated	Court Trial	Dismiss	Other		Total
2	2	0	0	4	5		13
Total Pending at End of Period							76
CLANCY, MAUREEN							
Pending at Beg of Period		New Cases Filed		Cases Transferred In / Reactivated			Total
69		14		0			83
Terminations							
Bankruptcy	Default	RefVacated	Court Trial	Dismiss	Other		Total
1	3	0	0	7	8		19
Total Pending at End of Period							64
COLLIER-WILLIAMS, CASSANDRA							
Pending at Beg of Period		New Cases Filed		Cases Transferred In / Reactivated			Total
86		7		0			93
Terminations							
Bankruptcy	Default	RefVacated	Court Trial	Dismiss	Other		Total
0	1	0	0	0	0		1
Total Pending at End of Period							92
CORRIGAN, PETER J							
Pending at Beg of Period		New Cases Filed		Cases Transferred In / Reactivated			Total
53		7		1			61
Terminations							
Bankruptcy	Default	RefVacated	Court Trial	Dismiss	Other		Total
0	0	0	0	3	1		4
Total Pending at End of Period							57
FUERST, NANCY A							
Pending at Beg of Period		New Cases Filed		Cases Transferred In / Reactivated			Total
87		10		1			98
Terminations							
Bankruptcy	Default	RefVacated	Court Trial	Dismiss	Other		Total
1	2	0	0	4	9		16
Total Pending at End of Period							82
GALL, STEVEN E							
Pending at Beg of Period		New Cases Filed		Cases Transferred In / Reactivated			Total
69		11		1			81
Terminations							
Bankruptcy	Default	RefVacated	Court Trial	Dismiss	Other		Total
1	3	0	0	3	6		13
Total Pending at End of Period							68
GALLAGHER, HOLLIE L							
Pending at Beg of Period		New Cases Filed		Cases Transferred In / Reactivated			Total
61		11		1			73
Terminations							
Bankruptcy	Default	RefVacated	Court Trial	Dismiss	Other		Total
0	2	0	0	3	3		8
Total Pending at End of Period							65
GALLAGHER, KELLY ANN							

CUYAHOGA COUNTY COURT OF COMMON PLEAS

DATE: 04/09/2025
TIME: 08:13 AM

Foreclosure Statistics by Judge Reporting Period: March 2025

PAGE: 2
CMSR1062

Judge							
	Pending at Beg of Period	New Cases Filed		Cases Transferred In / Reactivated			Total
	90	14		1			105
	Terminations						
	Bankruptcy	Default	RefVacated	Court Trial	Dismiss	Other	Total
	0	0	0	0	2	0	2
Total Pending at End of Period							103
GALLAGHER, SHANNON M							
	Pending at Beg of Period	New Cases Filed		Cases Transferred In / Reactivated			Total
	83	16		1			100
	Terminations						
	Bankruptcy	Default	RefVacated	Court Trial	Dismiss	Other	Total
	0	2	0	0	4	9	15
Total Pending at End of Period							85
HAGAN, EMILY							
	Pending at Beg of Period	New Cases Filed		Cases Transferred In / Reactivated			Total
	88	13		0			101
	Terminations						
	Bankruptcy	Default	RefVacated	Court Trial	Dismiss	Other	Total
	0	3	0	0	1	8	12
Total Pending at End of Period							89
KELLEY, KEVIN J							
	Pending at Beg of Period	New Cases Filed		Cases Transferred In / Reactivated			Total
	91	15		0			106
	Terminations						
	Bankruptcy	Default	RefVacated	Court Trial	Dismiss	Other	Total
	0	0	0	1	6	14	21
Total Pending at End of Period							85
KENNEDY, JOY							
	Pending at Beg of Period	New Cases Filed		Cases Transferred In / Reactivated			Total
	97	12		0			109
	Terminations						
	Bankruptcy	Default	RefVacated	Court Trial	Dismiss	Other	Total
	0	3	0	0	7	4	14
Total Pending at End of Period							95
KILBANE, ASHLEY							
	Pending at Beg of Period	New Cases Filed		Cases Transferred In / Reactivated			Total
	89	15		0			104
	Terminations						
	Bankruptcy	Default	RefVacated	Court Trial	Dismiss	Other	Total
	0	1	0	0	1	3	5
Total Pending at End of Period							99
KRIVOSH, KIRA							
	Pending at Beg of Period	New Cases Filed		Cases Transferred In / Reactivated			Total
	89	16		1			106
	Terminations						
	Bankruptcy	Default	RefVacated	Court Trial	Dismiss	Other	Total
	0	3	0	0	6	10	19
Total Pending at End of Period							87
MATIA, DAVID T							

CUYAHOGA COUNTY COURT OF COMMON PLEAS

DATE: 04/09/2025
TIME: 08:13 AM

Foreclosure Statistics by Judge Reporting Period: March 2025

PAGE: 3
CMSR1062

Judge							
	Pending at Beg of Period	New Cases Filed		Cases Transferred In / Reactivated			Total
	97	12		1			110
	Terminations	Bankruptcy	Default	RefVacated	Court Trial	Dismiss	Other
	0	3	0	0	9	19	Total 31
Total Pending at End of Period							79
MAZZONE, CARL J							
	Pending at Beg of Period	New Cases Filed		Cases Transferred In / Reactivated			Total
	82	13		2			97
	Terminations	Bankruptcy	Default	RefVacated	Court Trial	Dismiss	Other
	0	2	0	0	5	10	Total 17
Total Pending at End of Period							80
MCCORMICK, TIMOTHY							
	Pending at Beg of Period	New Cases Filed		Cases Transferred In / Reactivated			Total
	61	10		0			71
	Terminations	Bankruptcy	Default	RefVacated	Court Trial	Dismiss	Other
	0	1	0	0	2	2	Total 5
Total Pending at End of Period							66
MCGINTY, VJ TIMOTHY J							
	Pending at Beg of Period	New Cases Filed		Cases Transferred In / Reactivated			Total
	96	4		0			100
	Terminations	Bankruptcy	Default	RefVacated	Court Trial	Dismiss	Other
	0	0	0	0	1	0	Total 4
Total Pending at End of Period							96
MIDAY, SHERRIE							
	Pending at Beg of Period	New Cases Filed		Cases Transferred In / Reactivated			Total
	89	14		3			106
	Terminations	Bankruptcy	Default	RefVacated	Court Trial	Dismiss	Other
	0	2	0	0	7	4	Total 13
Total Pending at End of Period							93
MOONEY, BRIAN							
	Pending at Beg of Period	New Cases Filed		Cases Transferred In / Reactivated			Total
	89	17		1			107
	Terminations	Bankruptcy	Default	RefVacated	Court Trial	Dismiss	Other
	1	5	0	0	4	2	Total 12
Total Pending at End of Period							95
MOORE, LAUREN C							
	Pending at Beg of Period	New Cases Filed		Cases Transferred In / Reactivated			Total
	71	13		1			85
	Terminations	Bankruptcy	Default	RefVacated	Court Trial	Dismiss	Other
	1	0	0	0	6	2	Total 9
Total Pending at End of Period							76
MURPHY, MOLLIE ANN							

CUYAHOGA COUNTY COURT OF COMMON PLEAS

DATE: 04/09/2025
TIME: 08:13 AM

Foreclosure Statistics by Judge
Reporting Period: March 2025

PAGE: 4
CMSR1062

Judge							
	Pending at Beg of Period	New Cases Filed		Cases Transferred In / Reactivated			Total
	98	9		0			107
	Terminations						
	Bankruptcy	Default	RefVacated	Court Trial	Dismiss	Other	Total
	0	1	0	0	1	6	8
Total Pending at End of Period							99
O'DONNELL, JENNIFER							
	Pending at Beg of Period	New Cases Filed		Cases Transferred In / Reactivated			Total
	84	12		2			98
	Terminations						
	Bankruptcy	Default	RefVacated	Court Trial	Dismiss	Other	Total
	1	1	0	0	9	13	24
Total Pending at End of Period							74
O'DONNELL, JOHN P							
	Pending at Beg of Period	New Cases Filed		Cases Transferred In / Reactivated			Total
	48	14		0			62
	Terminations						
	Bankruptcy	Default	RefVacated	Court Trial	Dismiss	Other	Total
	2	1	0	0	3	3	9
Total Pending at End of Period							53
RUSSO, JOHN J							
	Pending at Beg of Period	New Cases Filed		Cases Transferred In / Reactivated			Total
	57	11		0			68
	Terminations						
	Bankruptcy	Default	RefVacated	Court Trial	Dismiss	Other	Total
	1	1	0	0	4	8	14
Total Pending at End of Period							54
RUSSO, NANCY MARGARET							
	Pending at Beg of Period	New Cases Filed		Cases Transferred In / Reactivated			Total
	71	11		0			82
	Terminations						
	Bankruptcy	Default	RefVacated	Court Trial	Dismiss	Other	Total
	0	0	0	0	13	4	17
Total Pending at End of Period							65
SAFFOLD, JEFFREY P							
	Pending at Beg of Period	New Cases Filed		Cases Transferred In / Reactivated			Total
	86	7		1			94
	Terminations						
	Bankruptcy	Default	RefVacated	Court Trial	Dismiss	Other	Total
	1	1	0	0	7	11	20
Total Pending at End of Period							74
SANTOLI, ANDREW J.							
	Pending at Beg of Period	New Cases Filed		Cases Transferred In / Reactivated			Total
	85	10		2			97
	Terminations						
	Bankruptcy	Default	RefVacated	Court Trial	Dismiss	Other	Total
	0	3	0	0	1	2	6
Total Pending at End of Period							91
SHAUGHNESSY, MICHAEL P							

CUYAHOGA COUNTY COURT OF COMMON PLEAS

DATE: 04/09/2025
TIME: 08:13 AM

Foreclosure Statistics by Judge Reporting Period: March 2025

PAGE: 5
CMSR1062

Judge							
	Pending at Beg of Period	New Cases Filed		Cases Transferred In / Reactivated			Total
	62	16		0			78
	Terminations						Total
	Bankruptcy	Default	RefVacated	Court Trial	Dismiss	Other	8
	0	0	0	0	6	2	
Total Pending at End of Period							70
SHEEHAN, BRENDAN J							
	Pending at Beg of Period	New Cases Filed		Cases Transferred In / Reactivated			Total
	29	8		0			37
	Terminations						Total
	Bankruptcy	Default	RefVacated	Court Trial	Dismiss	Other	1
	0	0	0	0	0	1	
Total Pending at End of Period							36
SPELLACY, JOHN J							
	Pending at Beg of Period	New Cases Filed		Cases Transferred In / Reactivated			Total
	73	14		1			88
	Terminations						Total
	Bankruptcy	Default	RefVacated	Court Trial	Dismiss	Other	15
	0	2	0	0	3	10	
Total Pending at End of Period							73
SYNENBERG, JOAN							
	Pending at Beg of Period	New Cases Filed		Cases Transferred In / Reactivated			Total
	63	15		1			79
	Terminations						Total
	Bankruptcy	Default	RefVacated	Court Trial	Dismiss	Other	11
	0	1	0	0	2	8	
Total Pending at End of Period							68
TURNER, DEBORAH M							
	Pending at Beg of Period	New Cases Filed		Cases Transferred In / Reactivated			Total
	95	11		4			110
	Terminations						Total
	Bankruptcy	Default	RefVacated	Court Trial	Dismiss	Other	14
	1	1	0	0	5	7	
Total Pending at End of Period							96
VODREY, WILLIAM F. B.							
	Pending at Beg of Period	New Cases Filed		Cases Transferred In / Reactivated			Total
	99	7		1			107
	Terminations						Total
	Bankruptcy	Default	RefVacated	Court Trial	Dismiss	Other	10
	2	5	0	0	1	2	
Total Pending at End of Period							97

Monthly Summary

MONTHLY SUMMARY

March 2025

		TRIALS														
NAME	PEND	ASSIGNED			JURY			COURT			DISP	PENDING				+ -
		CV	CR	TOT	CV	CR	TOT	CV	CR	TOT		CV	FR	CR	TOT	
Richard A. Bell	347	63	29	92	1	0	1	0	0	0	97	195	74	73	342	+ 5
Maureen Clancy	380	59	32	91	0	2	2	0	0	0	102	211	62	96	369	+ 11
Cassandra Collier-Willia	498	57	31	88	0	0	0	0	1	1	54	303	89	140	532	- 34
Peter J. Corrigan	529	57	38	95	0	1	1	1	0	1	103	298	56	167	521	+ 8
Nancy A. Fuerst	408	58	23	81	0	1	1	0	0	0	86	246	80	77	403	+ 5
Steven E. Gall	507	59	40	99	0	0	0	0	0	0	86	296	66	158	520	- 13
Hollie L. Gallagher	401	60	31	91	0	1	1	0	0	0	89	253	64	86	403	- 2
Kelly A. Gallagher	441	63	30	93	0	0	0	2	0	2	88	250	101	95	446	- 5
Shannon M. Gallagher	425	62	24	86	0	0	0	0	0	0	99	230	83	99	412	+ 13
Emily Hagan	479	60	29	89	0	0	0	0	0	0	97	264	86	121	471	+ 8
Deena Calabrese / Jane	489	59	23	82	0	0	0	0	0	0	13	319	92	147	558	- 69
Kevin J. Kelley	497	61	38	99	0	0	0	1	0	1	103	248	85	160	493	+ 4
Joy Kennedy	570	63	29	92	0	0	0	0	0	0	101	294	95	172	561	+ 9
Ashley Kilbane	489	56	28	84	1	2	3	0	0	0	87	240	97	149	486	+ 3
Kira Krivosh	499	57	27	84	0	1	1	0	0	0	86	255	85	157	497	+ 2
David T. Matia	447	59	32	91	0	1	1	0	0	0	101	281	79	77	437	+ 10
Carl J. Mazzone	529	60	31	91	2	0	2	0	0	0	112	277	78	153	508	+ 21
Timothy McCormick	445	55	29	84	0	0	0	0	0	0	71	303	65	90	458	- 13
Sherrie Miday	464	62	34	96	0	1	1	0	1	1	88	245	91	136	472	- 8
Brian Mooney	496	59	21	80	0	1	1	0	0	0	81	258	95	142	495	+ 1
Lauren C. Moore	602	60	38	98	0	1	1	0	0	0	98	297	74	231	602	0
Mollie Ann Murphy	580	62	35	97	0	1	1	1	0	1	98	276	98	205	579	+ 1
Jennifer O'Donnell	512	63	33	96	0	0	0	0	1	1	98	280	73	157	510	+ 2
John P. O'Donnell	385	55	30	85	0	2	2	0	0	0	96	225	51	98	374	+ 11
John J. Russo	379	61	29	90	0	0	0	0	0	0	88	237	51	93	381	- 2
Nancy Margaret Russo	254	59	21	80	0	0	0	0	0	0	85	134	64	51	249	+ 5
Jeffrey P. Saffold	398	57	25	82	0	2	2	0	0	0	89	242	72	77	391	+ 7
Andrew J. Santoli	476	58	32	90	0	0	0	0	1	1	118	266	87	95	448	+ 28
Michael P. Shaughnessy	401	61	29	90	0	1	1	0	0	0	89	242	70	90	402	- 1
Brendan J. Sheehan	163	31	22	53	0	1	1	0	0	0	35	119	34	28	181	- 18
John J. Spellacy	437	61	42	103	0	1	1	0	0	0	77	273	71	119	463	- 26
Joan Synenberg	421	58	25	83	0	0	0	0	0	0	77	264	67	96	427	- 6
Deborah M. Turner	496	63	40	103	0	0	0	0	0	0	89	256	95	159	510	- 14
William F.B. Vodrey	462	59	31	90	0	1	1	0	2	2	80	216	93	163	472	- 10
TOTALS	15306	1997	1031	3028	4	21	25	5	6	11	2961	8593	2623	4157	15373	- 67

Year to Date Summary

SUMMARY FOR THE COURT

January - March 2025

NAME	PEND	ASSIGNED			JURY			COURT			DISP	PENDING				+ -
		CV	CR	TOT	CV	CR	TOT	CV	CR	TOT		CV	FR	CR	TOT	
Richard A. Bell	339	180	83	263	1	0	1	0	0	0	260	195	74	73	342	- 3
Maureen Clancy	390	174	79	253	0	2	2	0	2	2	274	211	62	96	369	+ 21
Cassandra Collier-Willia	469	176	95	271	0	0	0	1	1	2	208	303	89	140	532	- 63
Peter J. Corrigan	519	164	88	252	0	1	1	1	0	1	250	298	56	167	521	- 2
Nancy A. Fuerst	394	169	67	236	0	1	1	0	0	0	227	246	80	77	403	- 9
Steven E. Gall	498	173	111	284	0	1	1	0	0	0	262	296	66	158	520	- 22
Hollie L. Gallagher	401	179	92	271	1	2	3	2	0	2	269	253	64	86	403	- 2
Kelly A. Gallagher	439	170	88	258	1	0	1	3	0	3	251	250	101	95	446	- 7
Shannon M. Gallagher	431	174	76	250	0	2	2	0	0	0	269	230	83	99	412	+ 19
Emily Hagan	476	176	91	267	0	0	0	1	1	2	272	264	86	121	471	+ 5
Deena Calabrese / Jane	454	170	66	236	0	0	0	0	1	1	132	319	92	147	558	- 104
Kevin J. Kelley	511	172	91	263	1	0	1	1	0	1	281	248	85	160	493	+ 18
Joy Kennedy	552	172	92	264	0	0	0	0	0	0	255	294	95	172	561	- 9
Ashley Kilbane	522	168	95	263	1	2	3	0	1	1	299	240	97	149	486	+ 36
Kira Krivosh	493	180	83	263	0	2	2	0	0	0	259	255	85	157	497	- 4
David T. Matia	462	169	79	248	0	1	1	0	0	0	273	281	79	77	437	+ 25
Carl J. Mazzone	556	166	102	268	2	1	3	0	0	0	316	277	78	153	508	+ 48
Timothy McCormick	401	166	92	258	0	0	0	0	0	0	201	303	65	90	458	- 57
Sherrie Miday	479	173	90	263	0	2	2	0	1	1	270	245	91	136	472	+ 7
Brian Mooney	484	174	81	255	0	1	1	0	0	0	244	258	95	142	495	- 11
Lauren C. Moore	586	172	103	275	0	1	1	0	0	0	259	297	74	231	602	- 16
Mollie Ann Murphy	543	174	117	291	0	3	3	1	0	1	255	276	98	205	579	- 36
Jennifer O'Donnell	488	178	118	296	0	0	0	0	2	2	274	280	73	157	510	- 22
John P. O'Donnell	405	166	90	256	0	2	2	2	0	2	287	225	51	98	374	+ 31
John J. Russo	405	176	80	256	0	0	0	1	0	1	280	237	51	93	381	+ 24
Nancy Margaret Russo	253	179	75	254	0	0	0	1	0	1	258	134	64	51	249	+ 4
Jeffrey P. Saffold	416	179	78	257	0	2	2	0	1	1	282	242	72	77	391	+ 25
Andrew J. Santoli	456	173	91	264	0	1	1	0	2	2	272	266	87	95	448	+ 8
Michael P. Shaughnessy	432	169	101	270	0	2	2	0	0	0	300	242	70	90	402	+ 30
Brendan J. Sheehan	188	85	31	116	0	1	1	0	0	0	123	119	34	28	181	+ 7
John J. Spellacy	406	170	100	270	0	1	1	0	0	0	213	273	71	119	463	- 57
Joan Synenberg	440	176	64	240	0	2	2	0	0	0	253	264	67	96	427	+ 13
Deborah M. Turner	489	180	89	269	0	0	0	0	1	1	248	256	95	159	510	- 21
William F.B. Vodrey	484	177	80	257	1	3	4	0	2	2	269	216	93	163	472	+ 12
TOTALS	15261	5799	2958	8757	8	36	44	14	15	29	8645	8593	2623	4157	15373	- 112

Corrections/Adjustments