



CUYAHOGA COUNTY COMMON PLEAS COURT

***Statistics Report
November 2024***

***Brendan J. Sheehan
Administrative and Presiding Judge***

TABLE OF CONTENTS

Criminal Statistics

Newly Filed, Re-Activated and Transferred in Cases _____ 4

Yearly Criminal Terminations _____ 5

Pending Criminal Cases End of Period _____ 6

Clearance Rate _____ 7

Arrest to Disposition Timeline _____ 8

Average Arrest to Disposition Timeline (Jail Cases) _____ 9

Average Arrest to Disposition Timeline (Non-Jail Cases) _____ 10

Average Arrest to Disposition Timeline (Jail and Non-Jail Cases) _____ 11

Yearly Average Arrest to Disposition Timeline _____ 12

Indictments and Informations Filed With the Clerk of Courts _____ 13

Bail Case Arraignment Activity _____ 14

Overall Arraignment Statistics _____ 15

Foreclosure Statistics

Total Pending Judicial Foreclosure Cases Referred to Magistrates _____ 17

Total Pending Tax Lien & Certificate Cases Referred to Magistrates _____ 18

Percentage of Pending Judicial Foreclosure Cases By Filing Year _____ 19

Judicial Foreclosure Clearance Rate Year 2024 _____ 20

Avg. Number of Days to Disp. (Excl. Bank. Stays & Tax Lien & Tax Cert.) _____ 21

Avg. Number of Days to Disp. (Excl. Bank. Stays & Incl. Tax Lien & Tax Cert.) _____ 22

Total New Judicial Foreclosure Filings _____ 23

New Marsh of Lien/Quiet Title/Partition Case Filings for Years 2011 – 2024 YTD _____ 23

New Marsh of Lien/Quiet Title/Partition Case Filings by month for 2024 YTD _____ 24

New Tax Lien & Certificate Filings for Years 2011 – 2024 YTD _____ 25

New Tax Lien & Certificate Filings by Month for Year 2024 YTD _____ 25

Total New Judicial Foreclosure Filings Years 2011 – 2024 YTD _____ 26

Total New Judicial Foreclosure Filings by Month for Year 2024 YTD _____ 26

Magistrate’s Monthly Reports _____ 27

Report CMSR1062 - Judicial Foreclosure Statistics by Judge _____ 35

Monthly Summary _____ 41

Year to Date Summary _____ 43

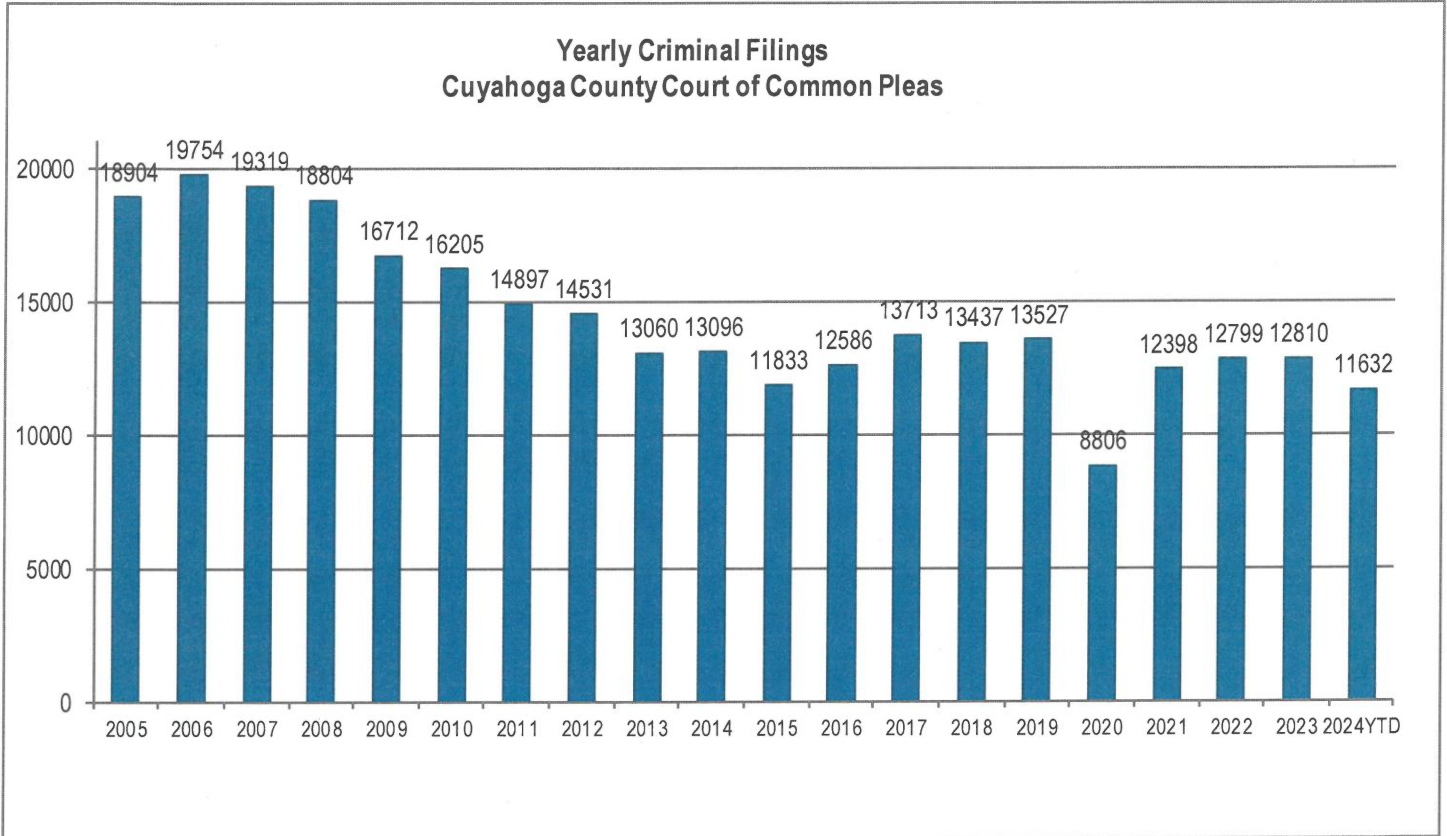
Corrections/Adjustments _____ 45

Criminal Case Statistics

CUYAHOGA COUNTY COMMON PLEAS COURT

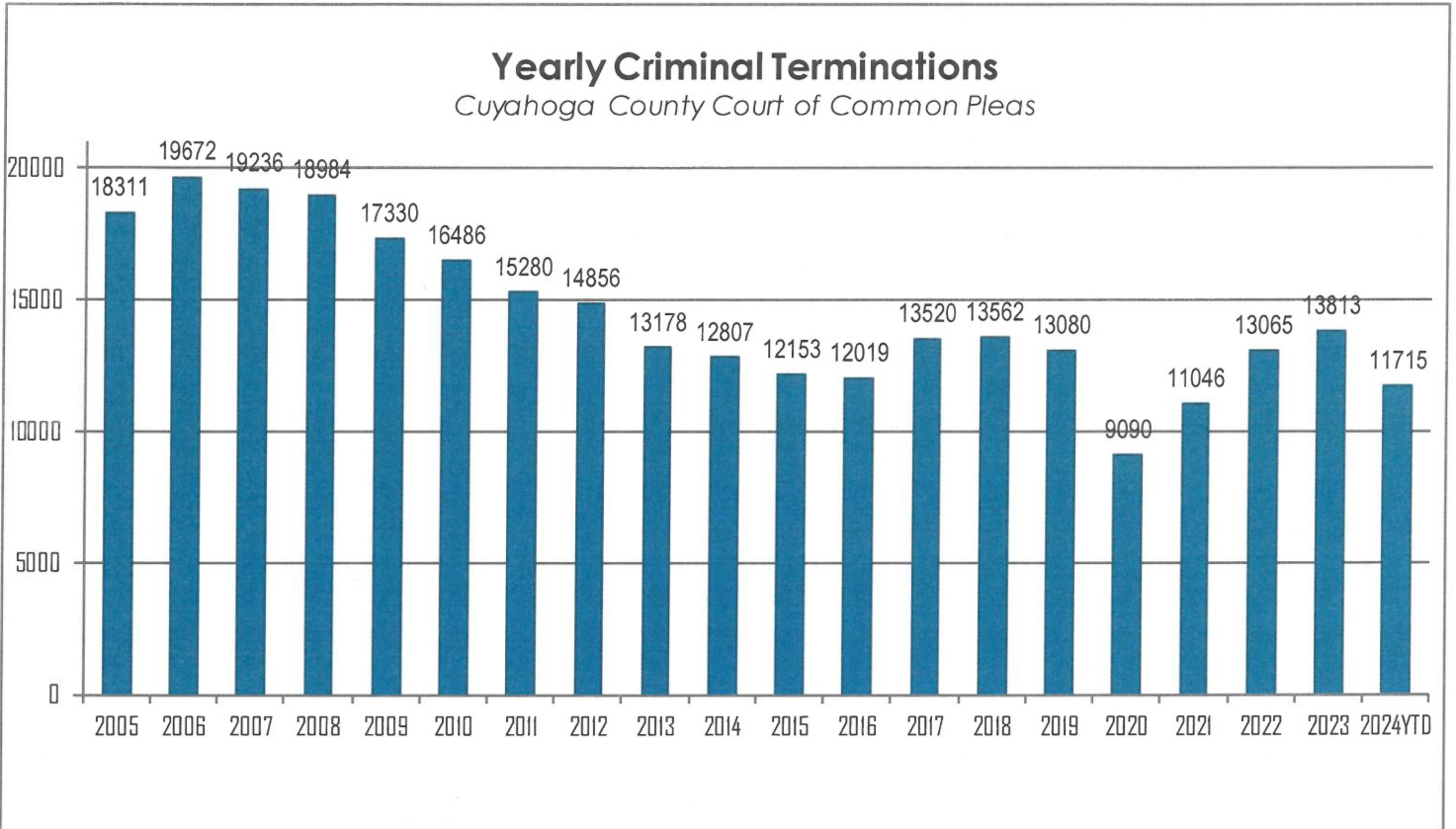
Newly Filed, Re-Activated and Transferred in Cases

The following chart is a representation of all filed cases in Cuyahoga County Court of Common Pleas from 2005 – November 2024. Newly filed cases are defined as having been arraigned and assigned to a Judge. Re-activated cases are defined as cases where a defendant was unavailable for trial and has now become ready to proceed. Transferred cases are defined as cases moved from one judge's docket to another. This could be due to re-assignment to a Mental Health Judge or after additional information indicates that by Court rule, the case should have been assigned to another Judge.



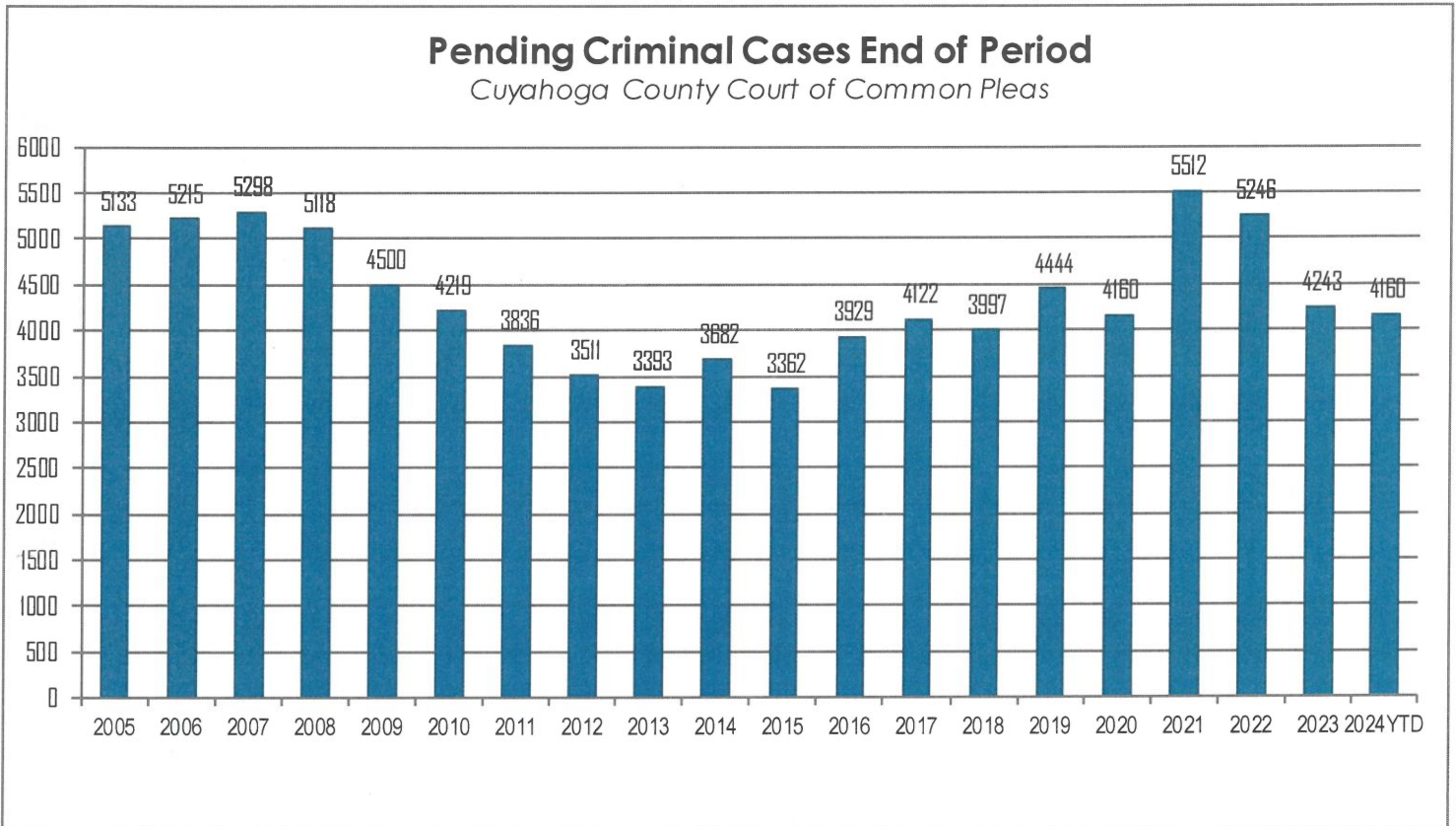
Yearly Criminal Terminations

The following chart represents cases that have been terminated by the court from 2005 – November 2024. These cases have been terminated either by trial; plea, dismissal or a defendant is unavailable for trial or sentencing.



Pending Criminal Cases End of Period

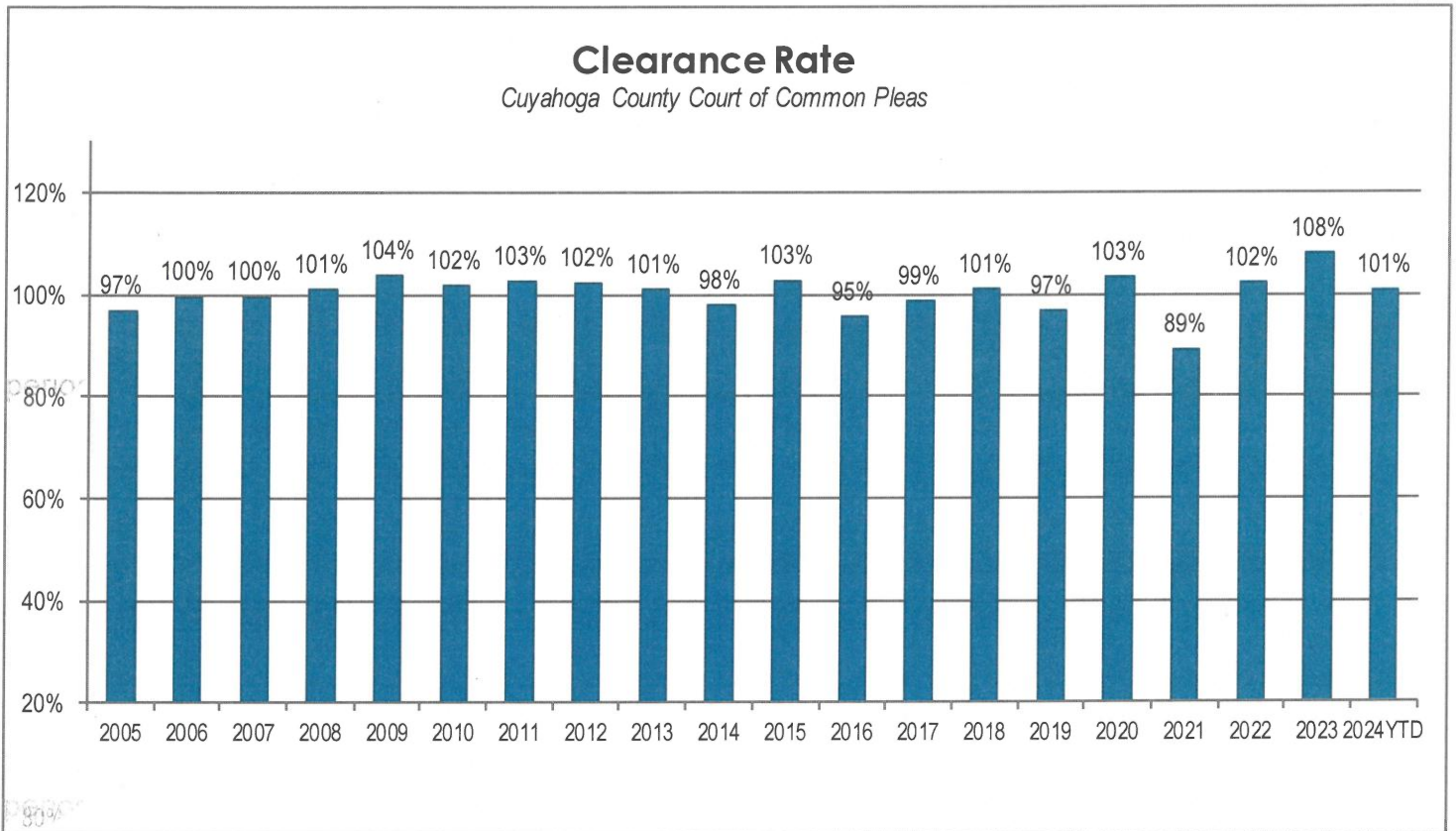
The following chart represents the total number of cases pending at the end of the reporting period from 2005 – November 2024. Pending criminal cases at the end of the period is determined by adding the total number of pending cases at the beginning of the reporting period, and all newly filed, re-activated and transferred in cases. The total number of cases terminated in the period is subtracted from the sum total pending at the beginning of the period to give the value pending at the end of the period.



CUYAHOGA COUNTY COMMON PLEAS COURT

Clearance Rate

The Clearance Rate is the total number of outgoing cases as a percentage of the number of incoming cases. Clearance rate measures whether the court is keeping up with its incoming caseload. If cases are not disposed in a timely manner, a backlog of cases awaiting disposition will grow. A Clearance Rate of 100% indicates that at least as many cases have been filed, reopened, or reactivated in a period have been disposed.



Arrest to Disposition Timeline

Arrest to disposition timeline is a method to measure how felony cases flow through the Cuyahoga County Criminal Justice System. By capturing how long a case takes to move from stage to stage, we can examine where problems may exist and where potential improvements in case processing can be made.

The source data was extracted from the Cuyahoga County Court of Common Pleas Case Management System. The overall population of sample data was based on cases terminated in a given month excluding cases that have gone through diversion programs. A case is defined as a defendant and all charges involved in a single incident. The period for the extracted data is from November 2024.

The stages examined were:

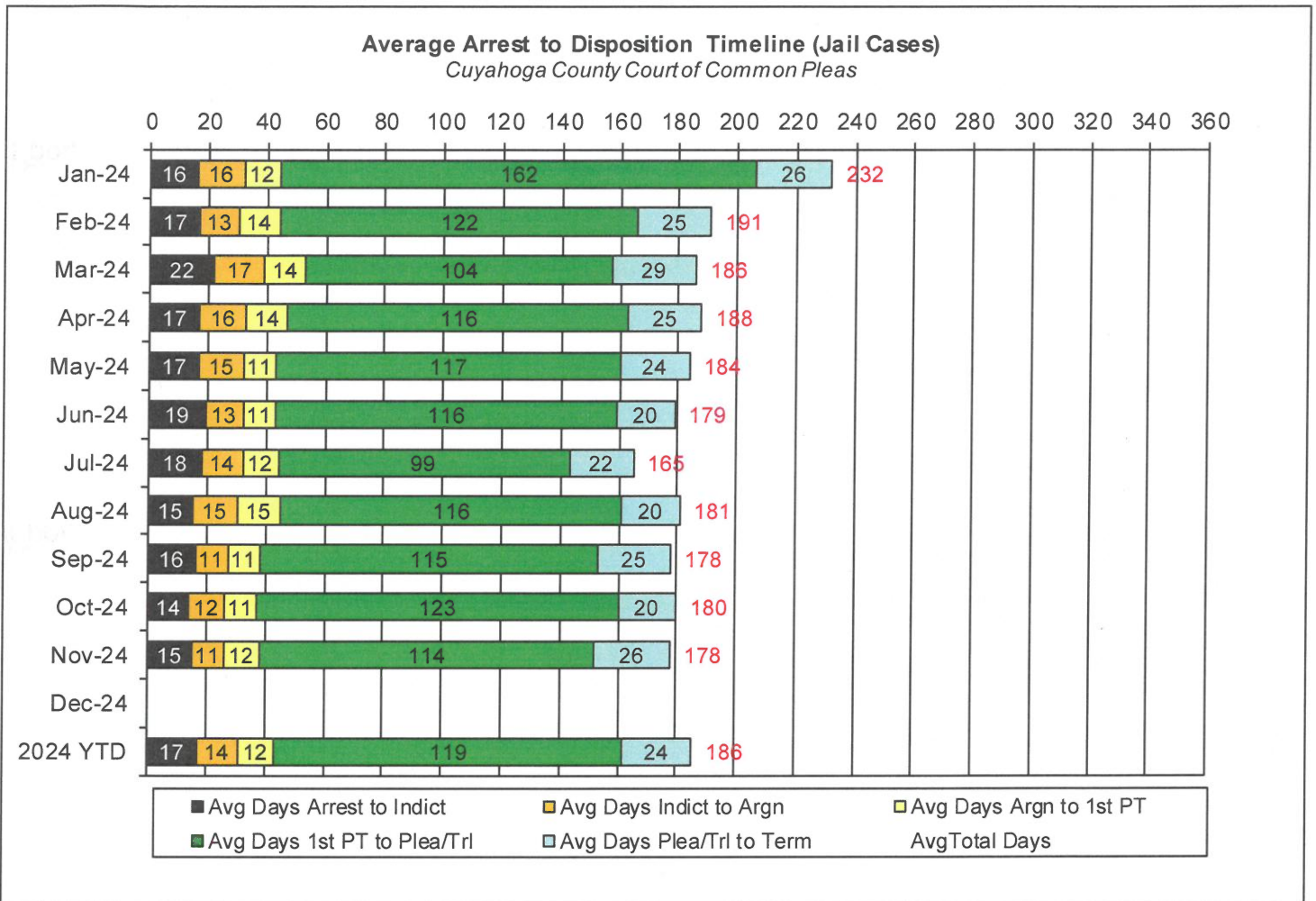
- Arrest to Indictment
- Indictment to Arraignment
- Arraignment to 1st Pre-Trial
- 1st Pre-Trial to Plea/Trial
- Plea/Trial to Termination

Due to the fact that each case may or may not have all of the stage date elements, a method to arrive at stage averages was applied. For a case to be included in the average for a stage there would need to be both dates for the given stage. A case would be included in the Arrest to Indictment stage if both arrest date and indictment date were available. This method was applied to each of the five stages. Next we calculated the total number of cases that met the date criteria for each of the ranges and also the total number of days between each date. To arrive at an average, the total number of days for each case in each range was calculated and divided by the total number of cases that met the date criteria. If a case had a time period or periods where the defendant was capiased or referred to the Psych Clinic, that amount of time was subtracted from the appropriate range. For re-indicted cases, the original arrest date is used.

The following three charts are for Jail, Non-Jail and combined Jail and Non-Jail cases. Jail and Non-Jail cases are defined by the posting of bond prior to plea or trial.

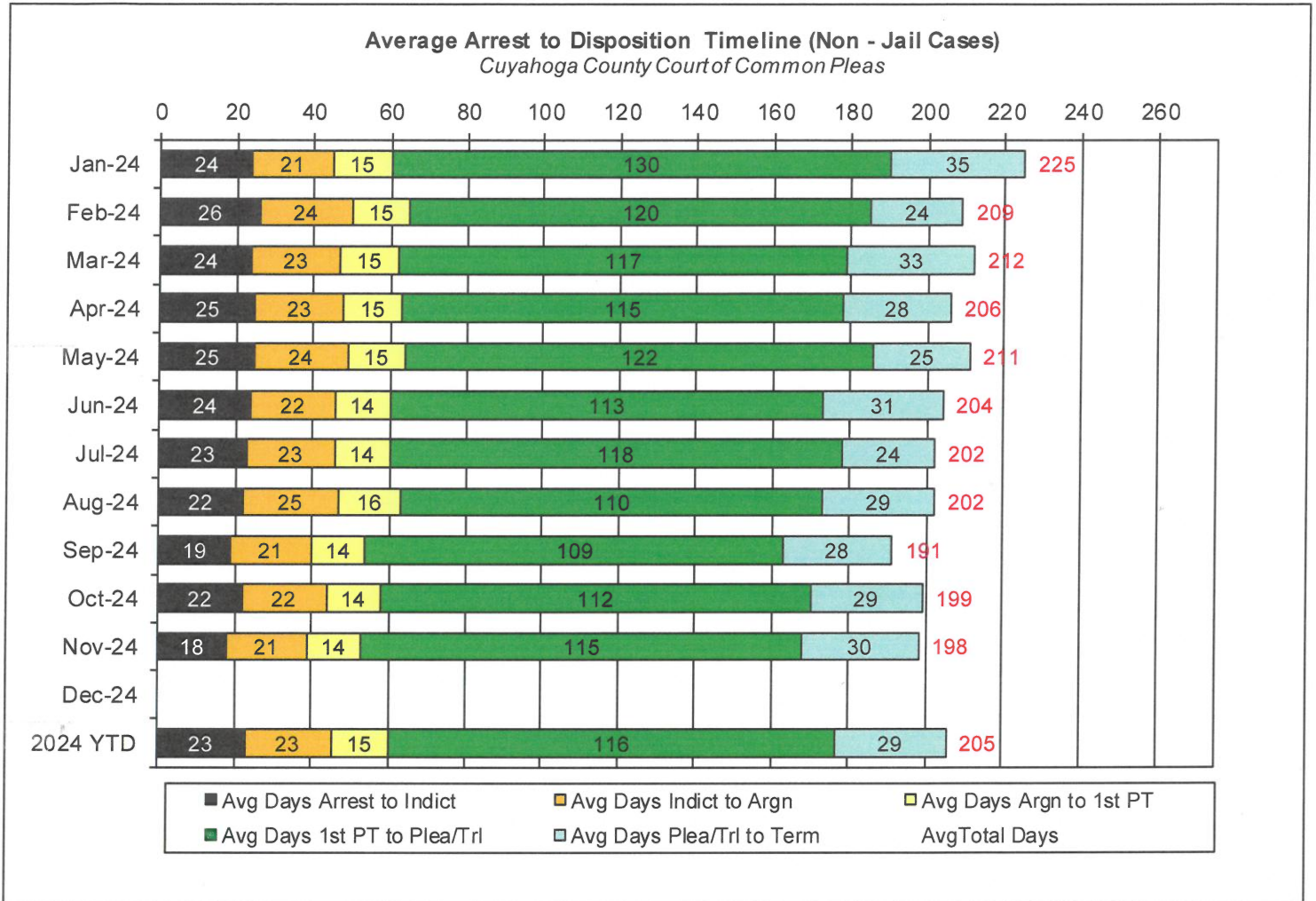
CUYAHOGA COUNTY COMMON PLEAS COURT

Average Arrest to Disposition Timeline (Jail Cases)



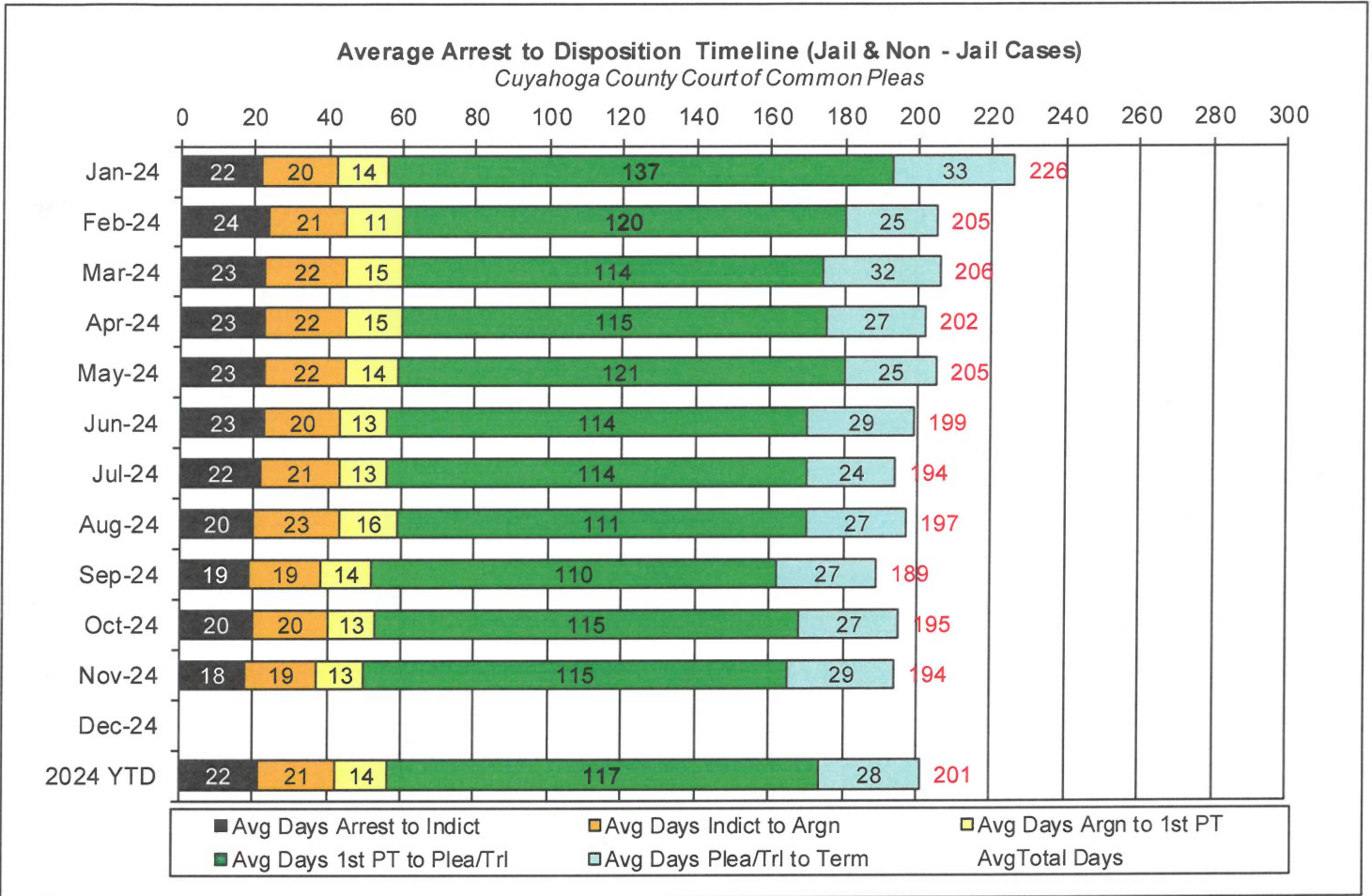
CUYAHOGA COUNTY COMMON PLEAS COURT

Average Arrest to Disposition Timeline (Non-Jail Cases)



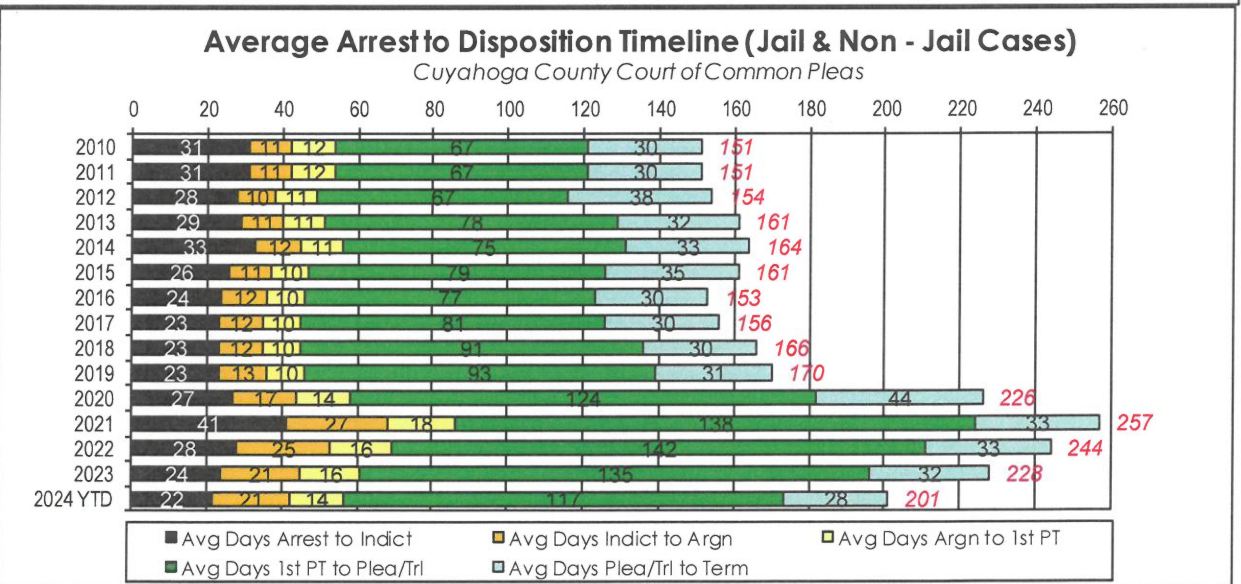
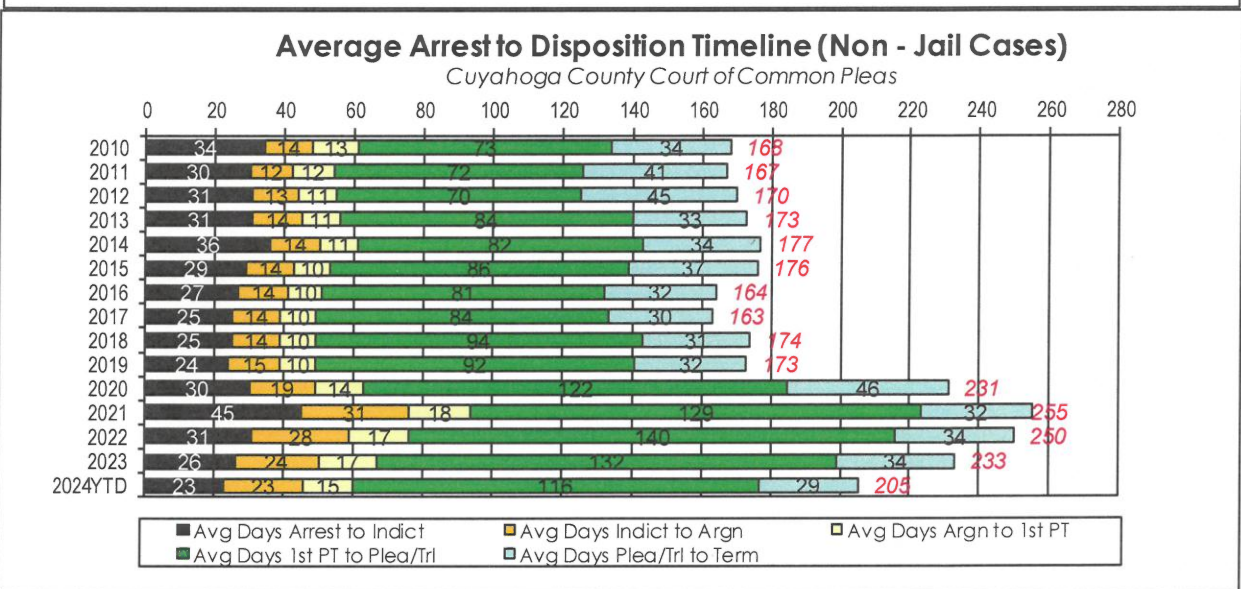
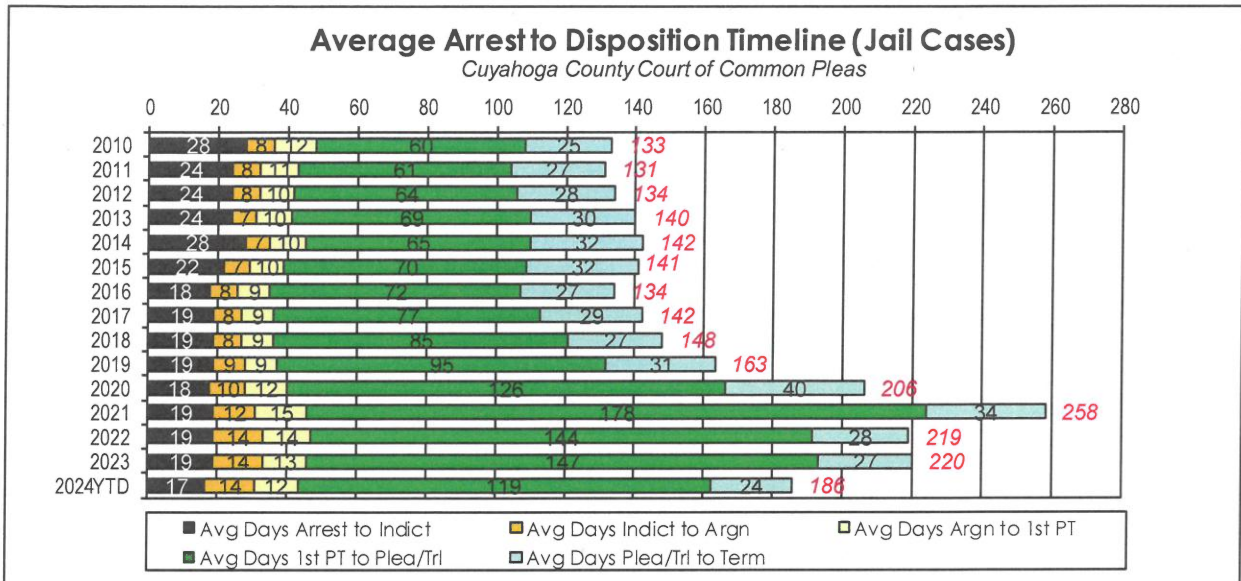
CUYAHOGA COUNTY COMMON PLEAS COURT

Average Arrest to Disposition Timeline (Jail and Non-Jail Cases)



CUYAHOGA COUNTY COMMON PLEAS COURT

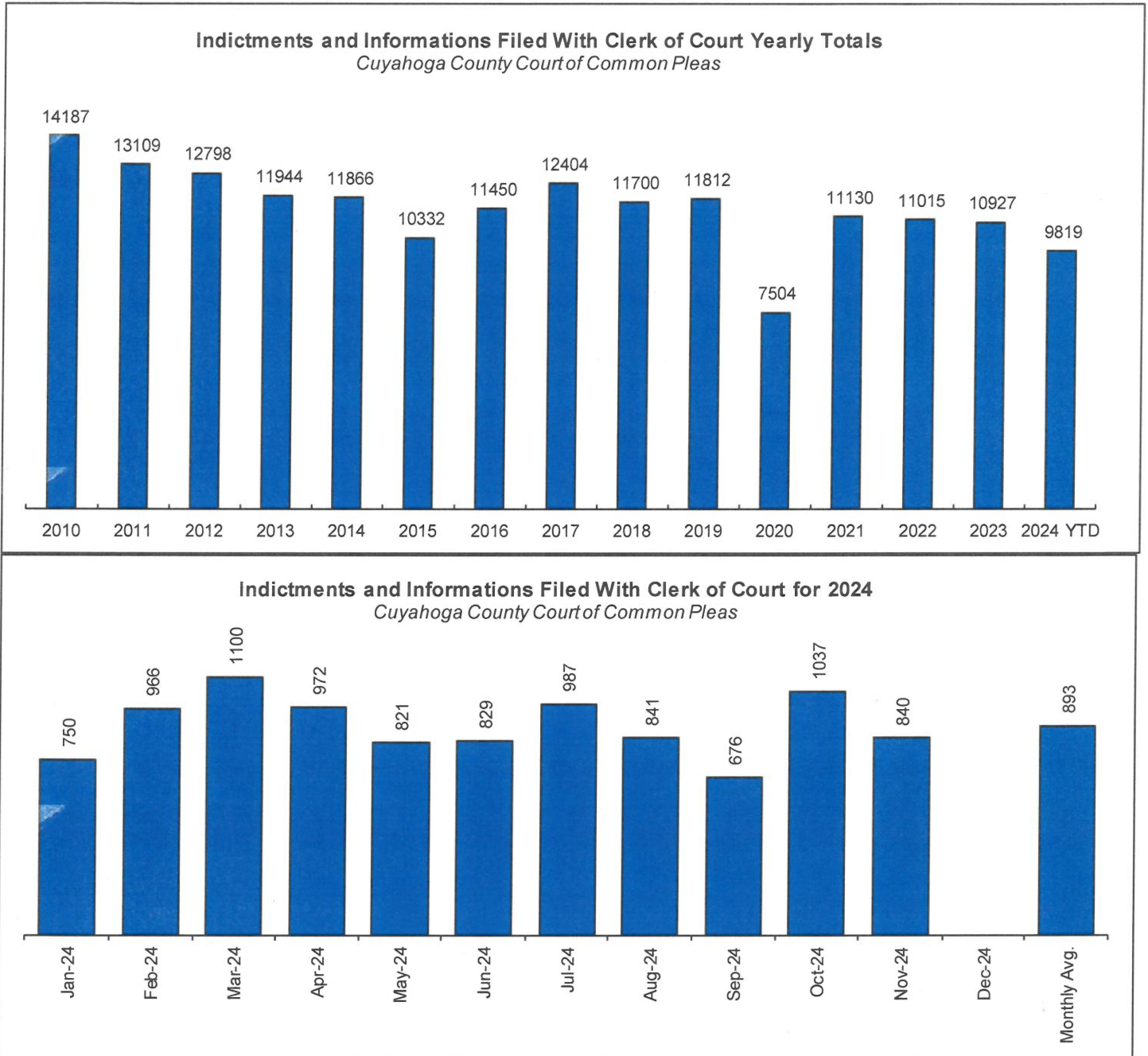
Yearly Average Arrest to Disposition Timeline



CUYAHOGA COUNTY COMMON PLEAS COURT

Indictments and Informations Filed With the Clerk of Courts

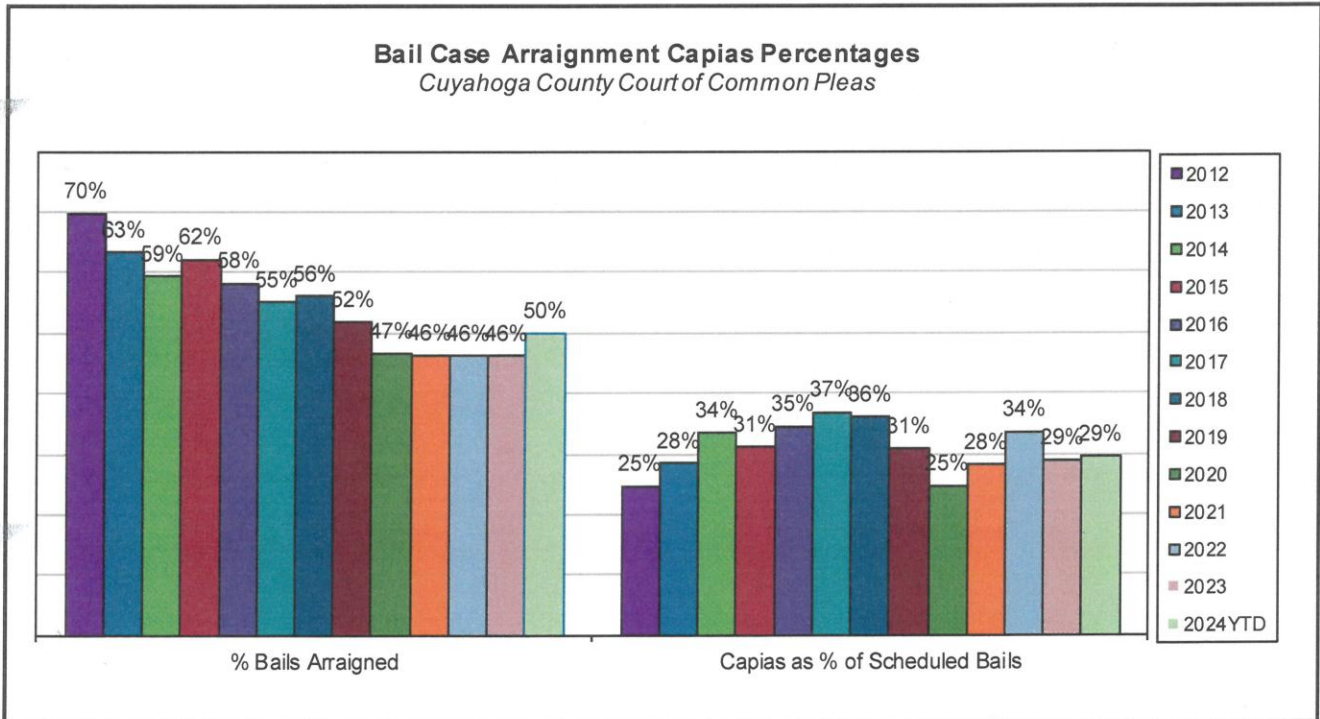
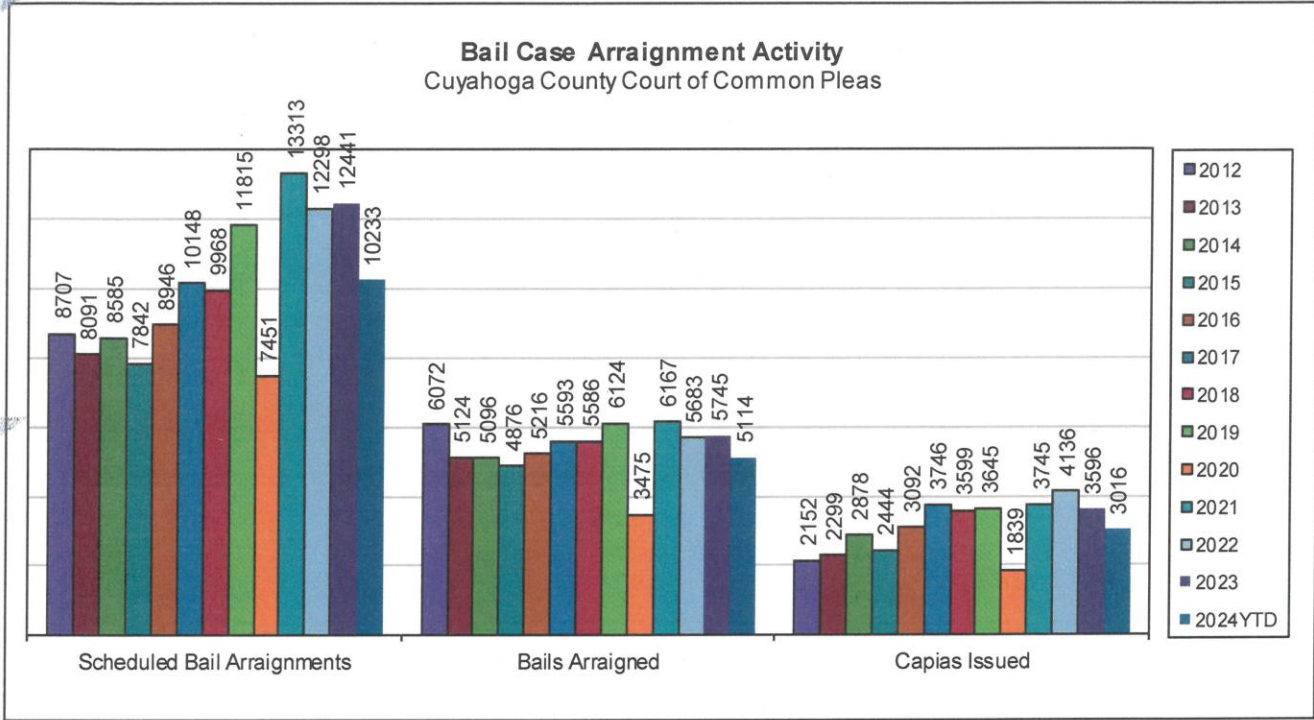
The following charts are reflective of Indictments and Informations filed with the Criminal Clerk of Courts from 2010. The source for this information was the Criminal Clerk's Office.



CUYAHOGA COUNTY COMMON PLEAS COURT

Bail Case Arraignment Activity

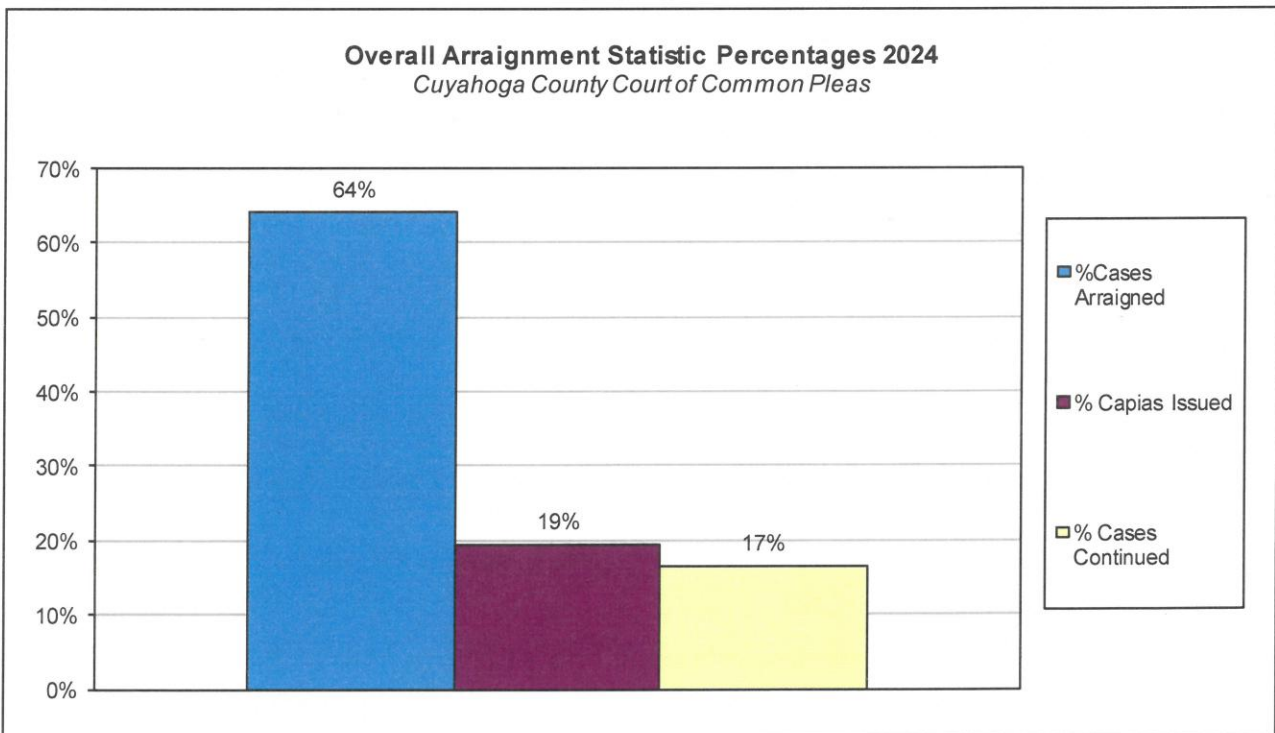
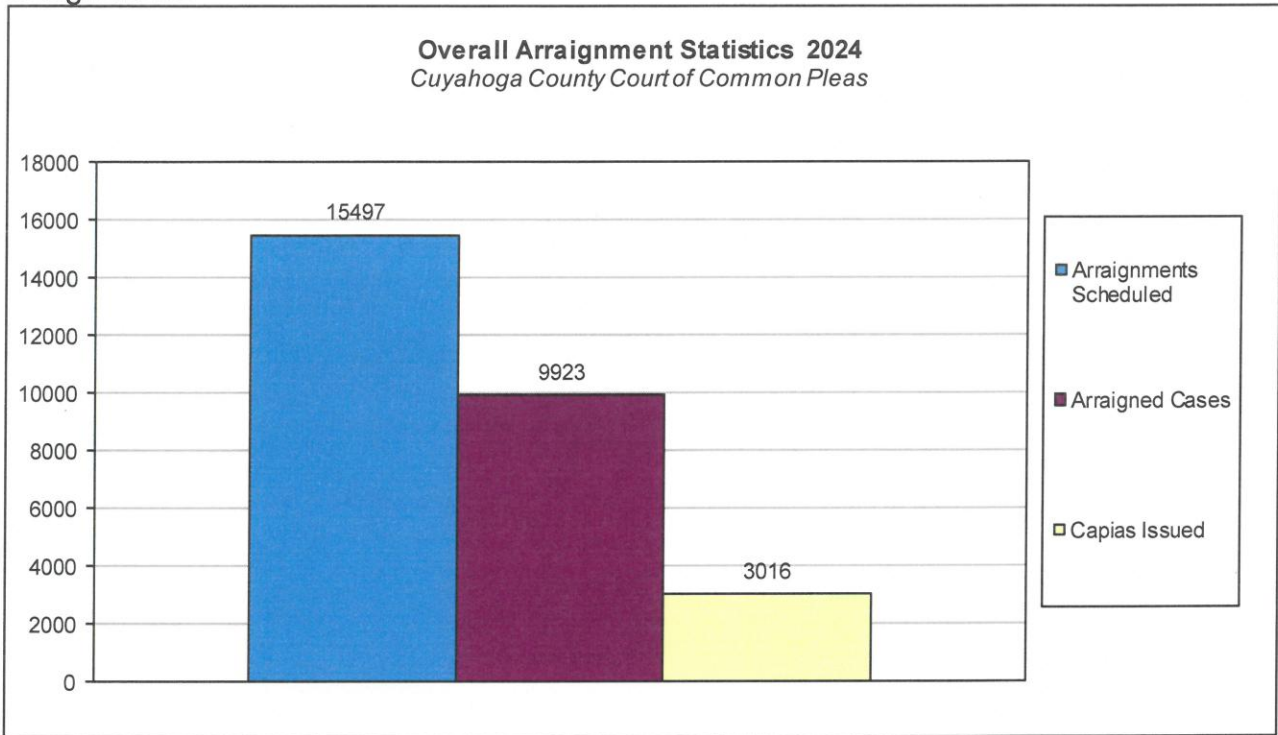
The following charts are reflective of arraignment activity where the defendant was not incarcerated at the time of arraignment. The source for this information was the Criminal Records Department.



CUYAHOGA COUNTY COMMON PLEAS COURT

Overall Arraignment Statistics

The arraignment statistics were provided by the Criminal Records Department. They are provided to give a representation of arraignment activity in the Court in 2024. These statistics include jail and non-jail arraignments.



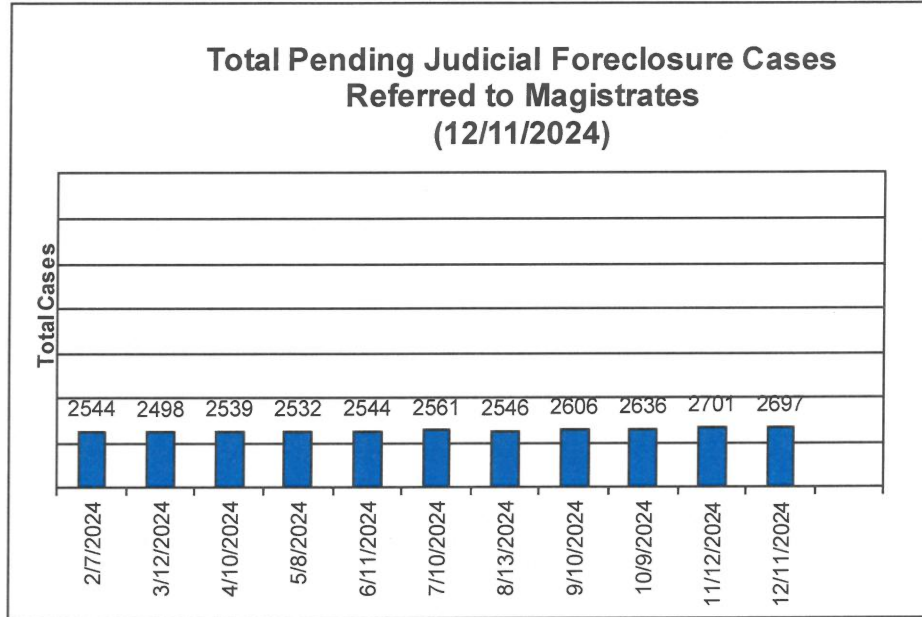
Judicial Foreclosure Statistics¹

¹ For clarification purposes, Foreclosure cases in this report are identified as Judicial Foreclosure filings (filing codes 1460 (Foreclosure Marsh. Of Lien), 1465(Tax Lien), 1466 (Tax Certificate), 1470 (Quiet Title), and 1480 (Partition)). These cases are different from Board of Revision Foreclosures, which are not reported here.

CUYAHOGA COUNTY COMMON PLEAS COURT

Total Pending Judicial Foreclosure Cases Referred to Magistrates

The following chart is a display of the total number of pending Judicial Foreclosure cases referred to the Magistrates on specific dates. The table below shows the number of these cases pending from each year since 2012.

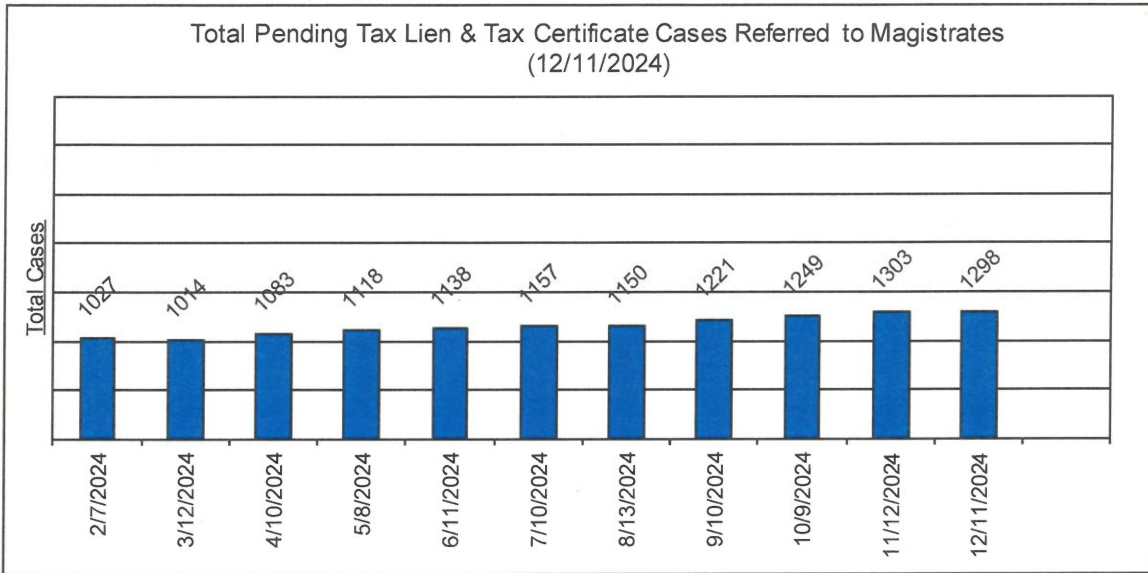


	As of:	2/7/2024	3/12/2024	4/10/2024	5/8/2024	6/11/2024	7/10/2024	8/13/2024	9/10/2024	10/9/2024	11/12/2024	12/11/2024	
Year													
2006					1	0	0	0	0	0	0	0	
2011		1	1	0	0	1	0	0	0	0	0	0	
2012		1	0	0	0	0	0	0	0	0	0	0	
2013		0	0	0	0	0	0	0	1	1	1	1	
2014		0	1	0	0	0	0	0	0	0	0	0	
2015		1	1	1	1	0	0	0	0	0	0	0	
2016		2	2	2	2	3	2	3	3	2	0	0	
2017		1	1	1	1	1	1	2	2	2	2	2	
2018		7	8	7	6	5	5	7	7	7	7	4	
2019		8	7	8	8	12	11	8	7	8	7	7	
2020		10	9	5	2	0	0	0	0	0	1	1	
2021		16	14	12	11	10	8	9	11	10	10	8	
2022		117	95	75	57	45	34	26	19	19	15	16	
2023		1966	1557	1310	1012	790	634	493	395	319	225	162	
2024		414	802	1118	1432	1677	1866	1998	2161	2268	2433	2496	
Total		2544	2498	2539	2532	2544	2561	2546	2606	2636	2701	2697	

CUYAHOGA COUNTY COMMON PLEAS COURT

Total Pending Tax Lien & Certificate Cases Referred to Magistrates

The following chart is a display of the number of pending tax Judicial Foreclosure cases referred to the Magistrates on specific dates. The table below shows the number of pending tax Judicial Foreclosure cases in each year since 2010.




	As of:	2/7/2024	3/12/2024	4/10/2024	5/8/2024	6/11/2024	7/10/2024	8/13/2024	9/10/2024	10/9/2024	11/12/2024	12/11/2024
Year												
2006					1	0	0	0	0	0	0	0
2010		1	1	1	1	1	1	1	1	1	1	1
2011		1	1	0	0	0	0	0	0	0	0	0
2012		1	0	0	0	0	0	0	0	0	0	0
2013		0	0	0	0	0	0	0	1	1	1	1
2014		0	1	0	0	0	0	0	0	0	0	0
2015		2	2	2	2	2	2	2	2	2	2	2
2016		3	3	3	3	4	3	4	4	3	2	2
2017		0	0	0	0	0	0	1	1	1	1	1
2018		2	5	4	3	2	2	4	4	4	4	1
2019		1	4	4	3	3	3	2	2	3	3	3
2020		5	4	3	1	0	0	0	0	0	1	1
2021		9	7	5	5	6	5	6	7	8	6	5
2022		15	13	9	6	7	5	2	2	2	2	1
2023		855	680	578	437	313	243	170	122	93	61	42
2024		132	293	474	657	800	893	958	1075	1131	1219	1238
Total		1027	1014	1083	1118	1138	1157	1150	1221	1249	1303	1298

CUYAHOGA COUNTY COMMON PLEAS COURT

Percentage of Pending Judicial Foreclosure Cases By Filing Year

The following chart is a representation of the total number of pending Judicial Foreclosure cases by filing year expressed as a percentage on a specific date. The table below is the supporting data for this chart.

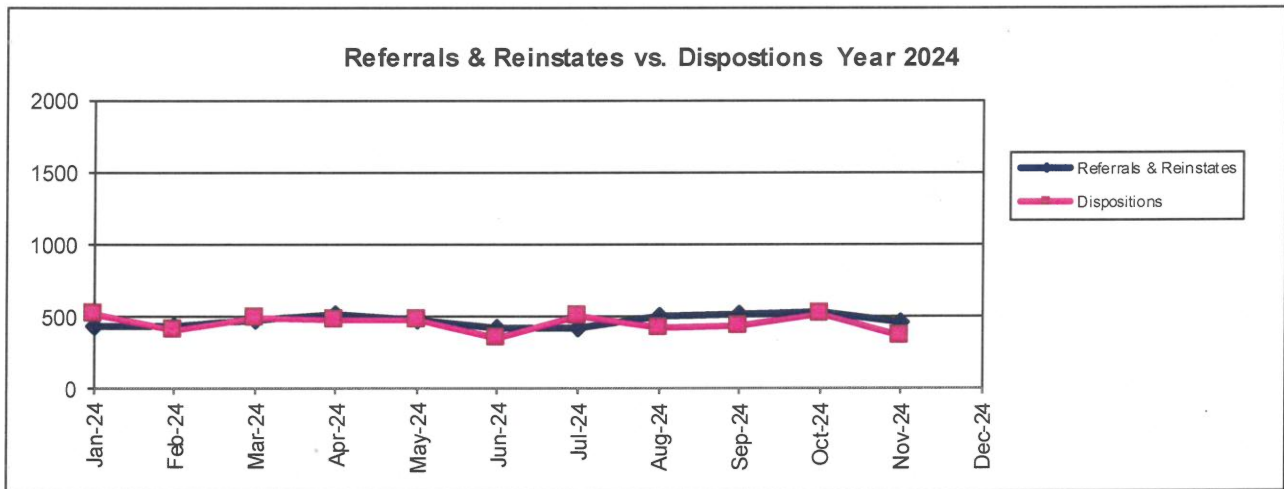
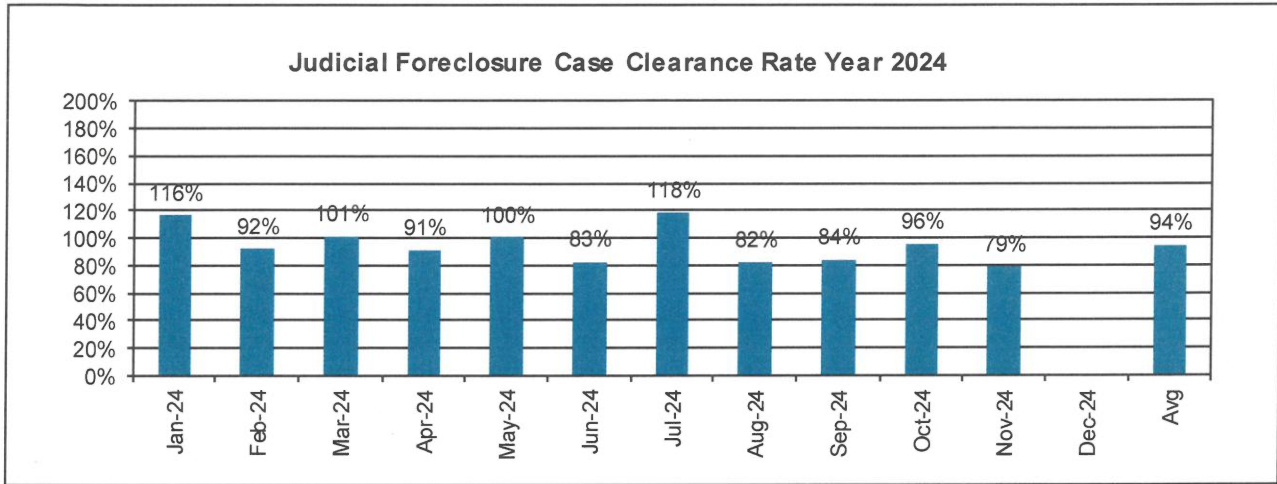


Year	As of:	12/11/2024	% of Total
2006		0	0.00%
2011		0	0.00%
2012		0	0.00%
2013		1	0.04%
2014		0	0.00%
2015		0	0.00%
2016		0	0.00%
2017		2	0.07%
2018		4	0.15%
2019		7	0.26%
2020		1	0.04%
2021		8	0.30%
2022		16	0.59%
2023		162	6.01%
2024		2496	92.55%
Total		2697	100.00%

CUYAHOGA COUNTY COMMON PLEAS COURT

Judicial Foreclosure Clearance Rate Year 2024

The Clearance Rate is the number of outgoing cases as a percentage of the number of incoming cases. Clearance rate measures whether the court is keeping up with its incoming caseload. If cases are not disposed in a timely manner, a backlog of cases awaiting disposition will grow. A Clearance Rate of 100% indicates that at least as many cases as have been filed, reopened, or reactivated in a period have been disposed.

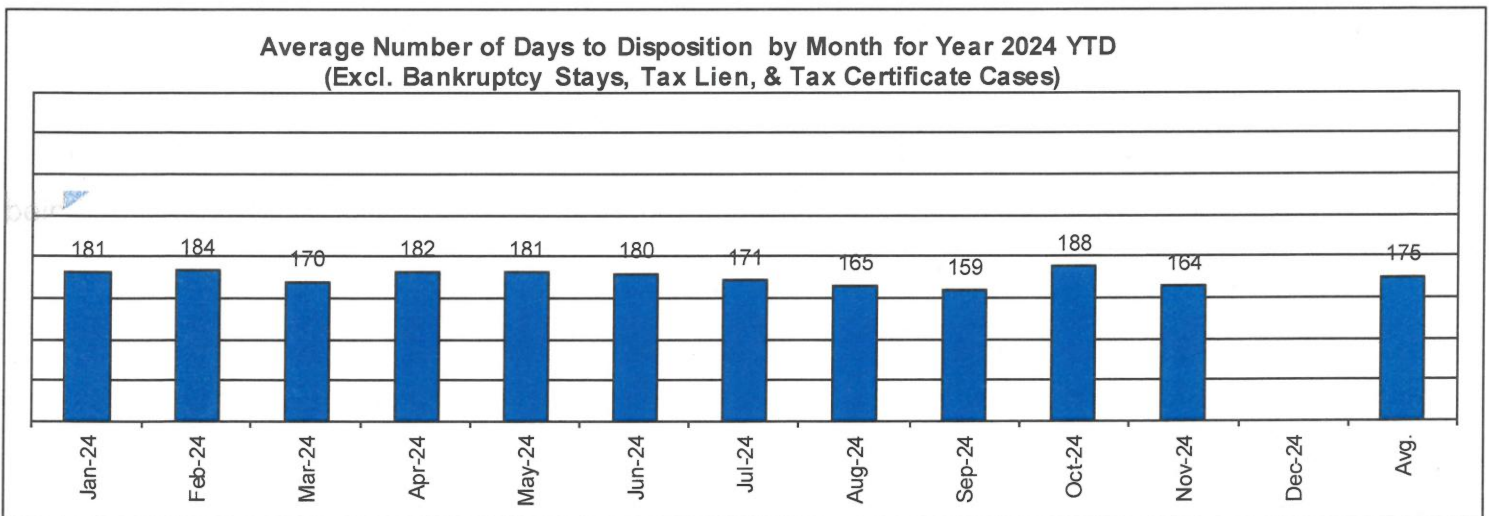
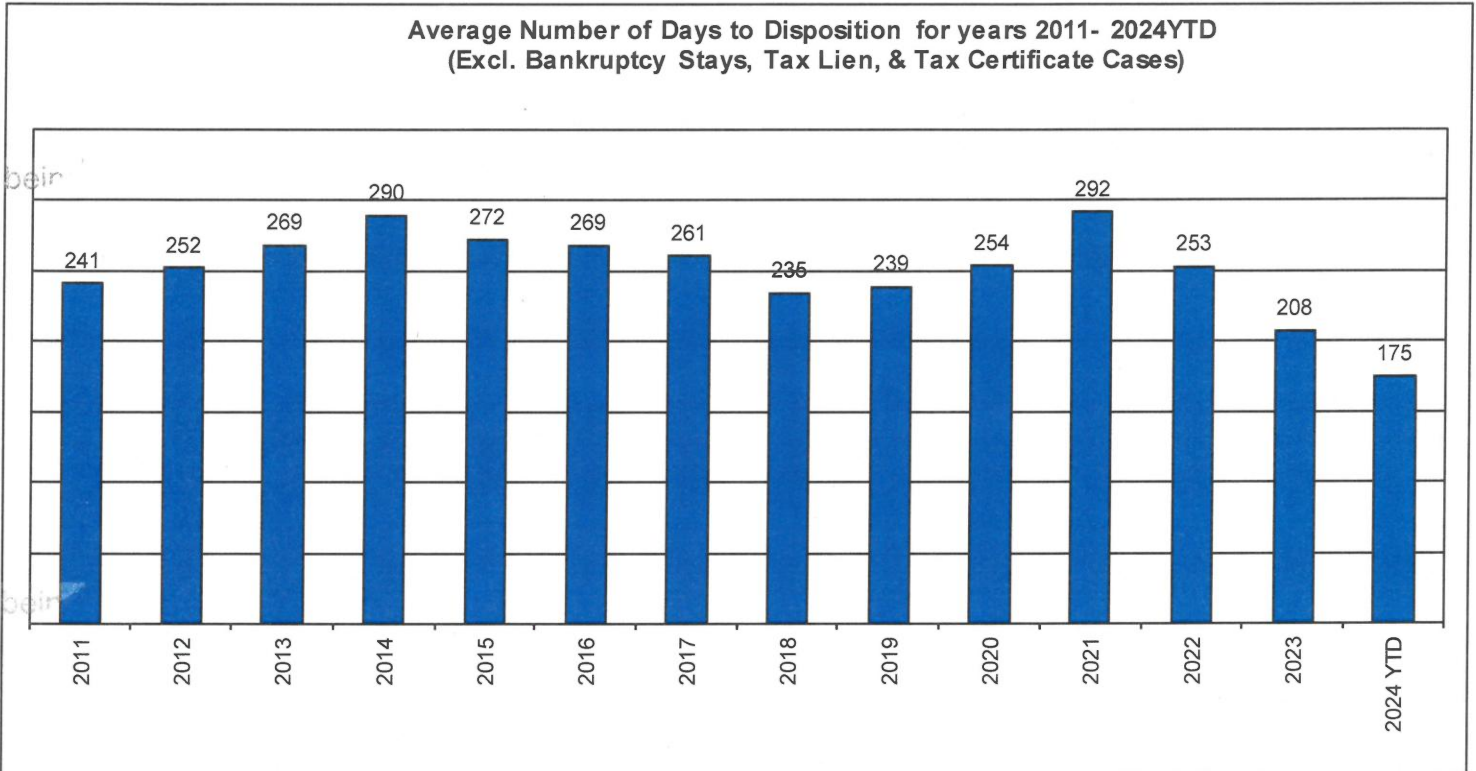


	Referrals & Reinstates	Dispositions	Clearance Rate
Jan-24	438	509	116%
Feb-24	439	403	92%
Mar-24	476	482	101%
Apr-24	521	475	91%
May-24	473	474	100%
Jun-24	421	348	83%
Jul-24	420	497	118%
Aug-24	505	414	82%
Sep-24	514	432	84%
Oct-24	534	510	96%
Nov-24	462	363	79%
Dec-24			
Avg	473	446	94%
Total	5203	4907	

CUYAHOGA COUNTY COMMON PLEAS COURT

Avg. Number of Days to Disp. (Excl. Bank. Stays & Tax Lien & Tax Cert.)

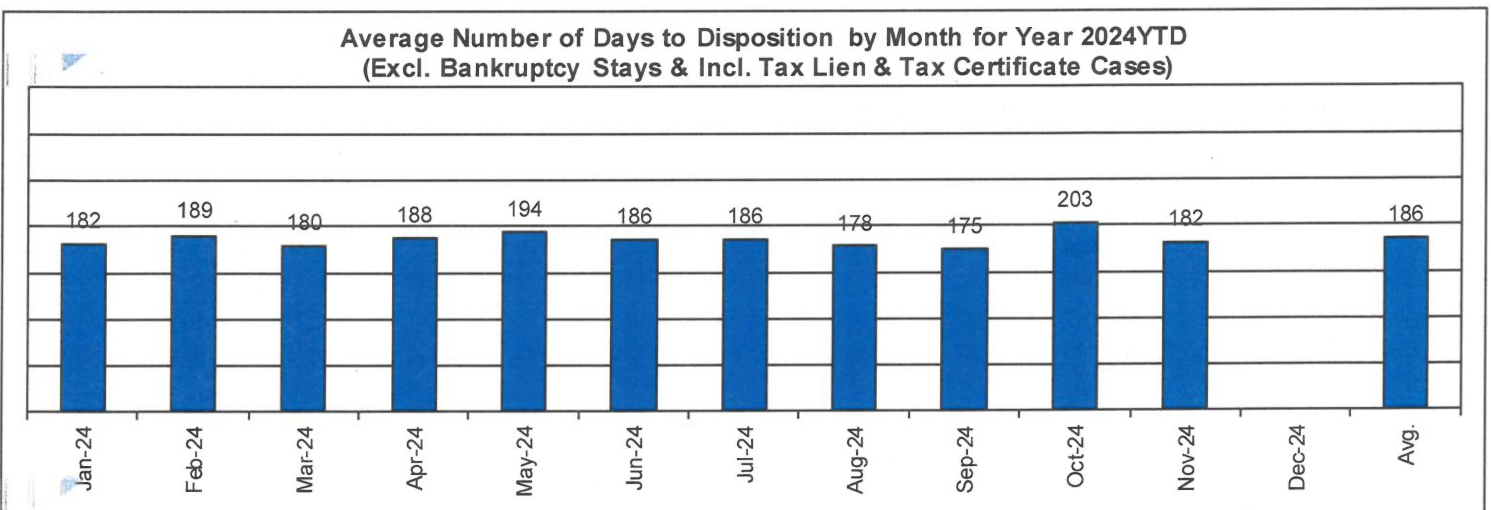
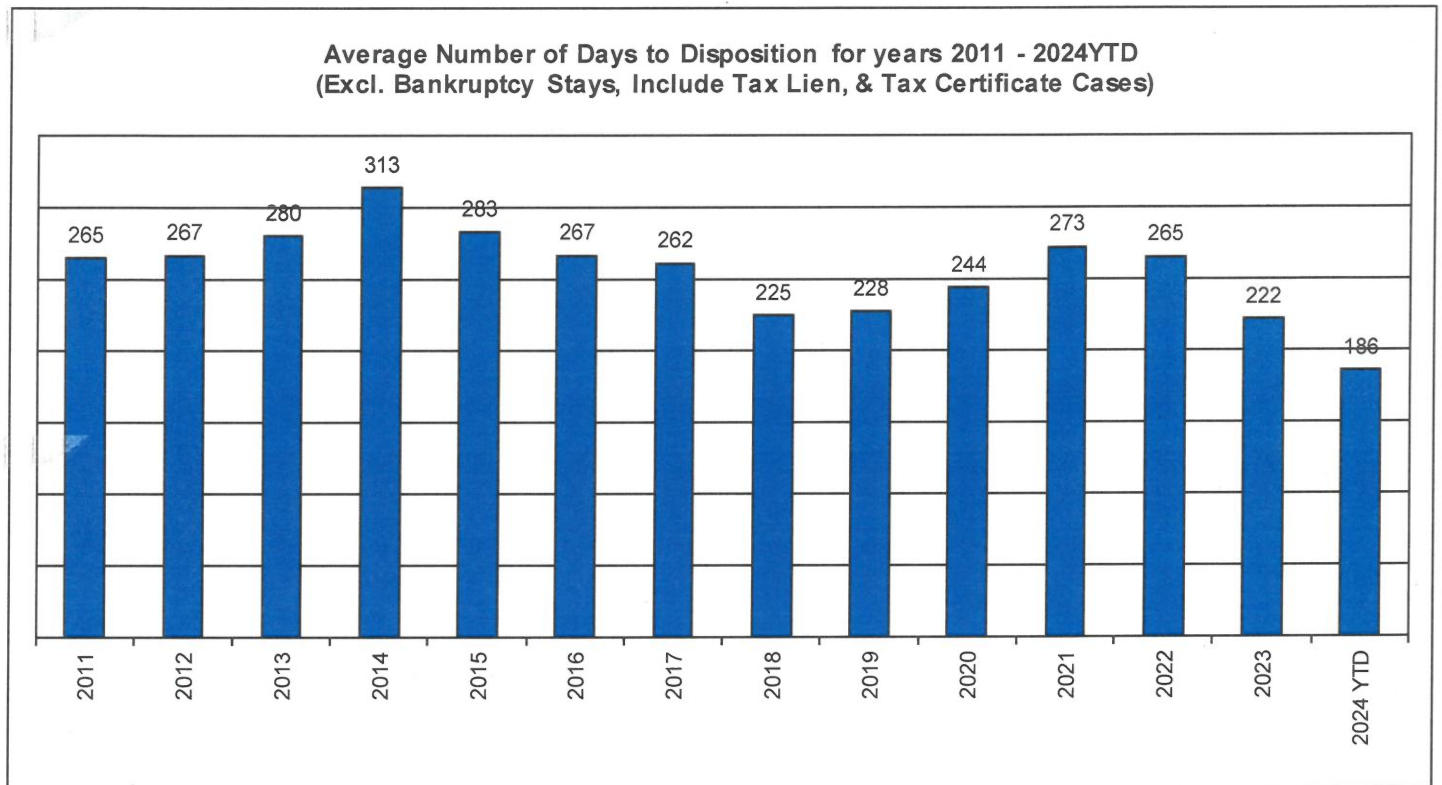
The average number of days to disposition is the number of days from filing to a final disposition entry being filed with the Clerk of Court. The data sample is based on all judicial foreclosure cases terminated by decree or dismissal (cases terminated by bankruptcy are not included) in a month. Each case is examined to determine the number of days between filing and termination with the periods that a case may have been in bankruptcy subtracted. Adding the total days of all of the cases minus bankruptcy periods and dividing by the total number of cases calculates the average. In the following chart, tax judicial foreclosure cases are excluded.



CUYAHOGA COUNTY COMMON PLEAS COURT

Avg. Number of Days to Disp. (Excl. Bank. Stays & Incl. Tax Lien & Tax Cert.)

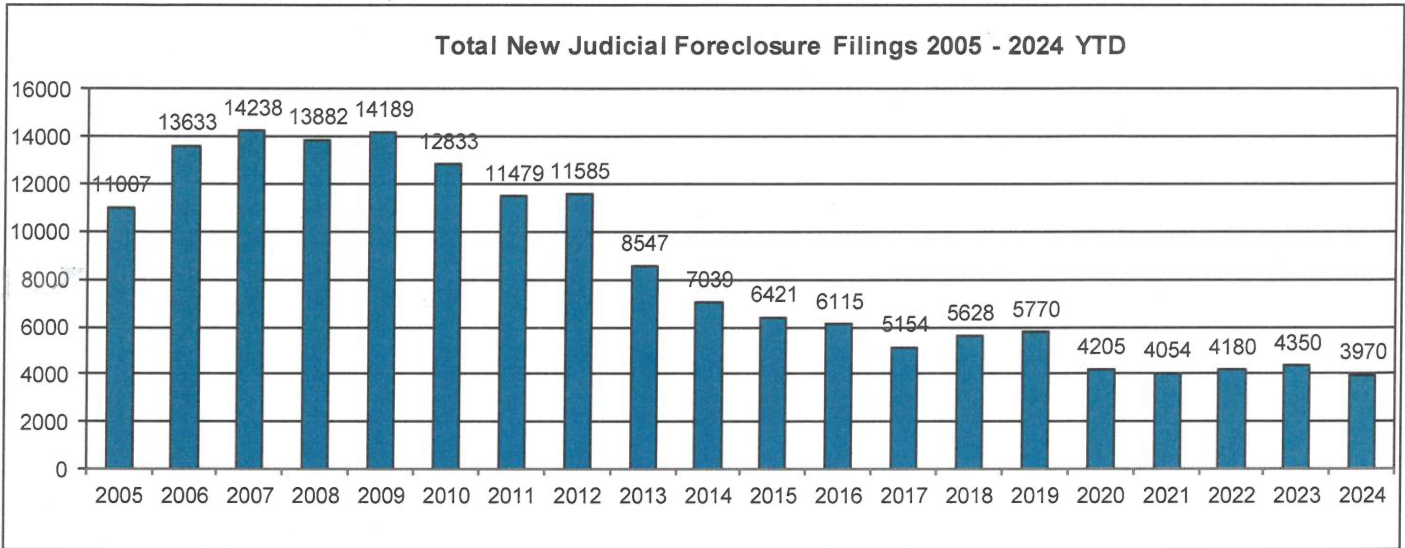
The average number of days to disposition is the number of days from filing to a final disposition entry being filed with the Clerk of Court. The data sample is based on all Judicial Foreclosure cases terminated by decree or dismissal (cases terminated by bankruptcy are not included) in a month. Each case is examined to determine the number of days between filing and termination with the periods that a case may have been in bankruptcy subtracted. Adding the total days of all of the cases minus bankruptcy periods and dividing by the total number of cases calculates the average. In the following chart, all types of Judicial Foreclosure cases are included.



Total New Judicial Foreclosure Filings

The following charts are provided as a historical view of new judicial foreclosure filings.

1. Total New Judicial Foreclosure Filings from 2005 – 2024 by year
2. Total New Marsh of Lien/Quiet Title/Partition Filings from 2011 – 2024 by month
3. Total New Tax Lien & Tax Certificate Filings for 2011 – 2024 by month
4. Total New Judicial Foreclosure Filings from 2011 – 2024 by month



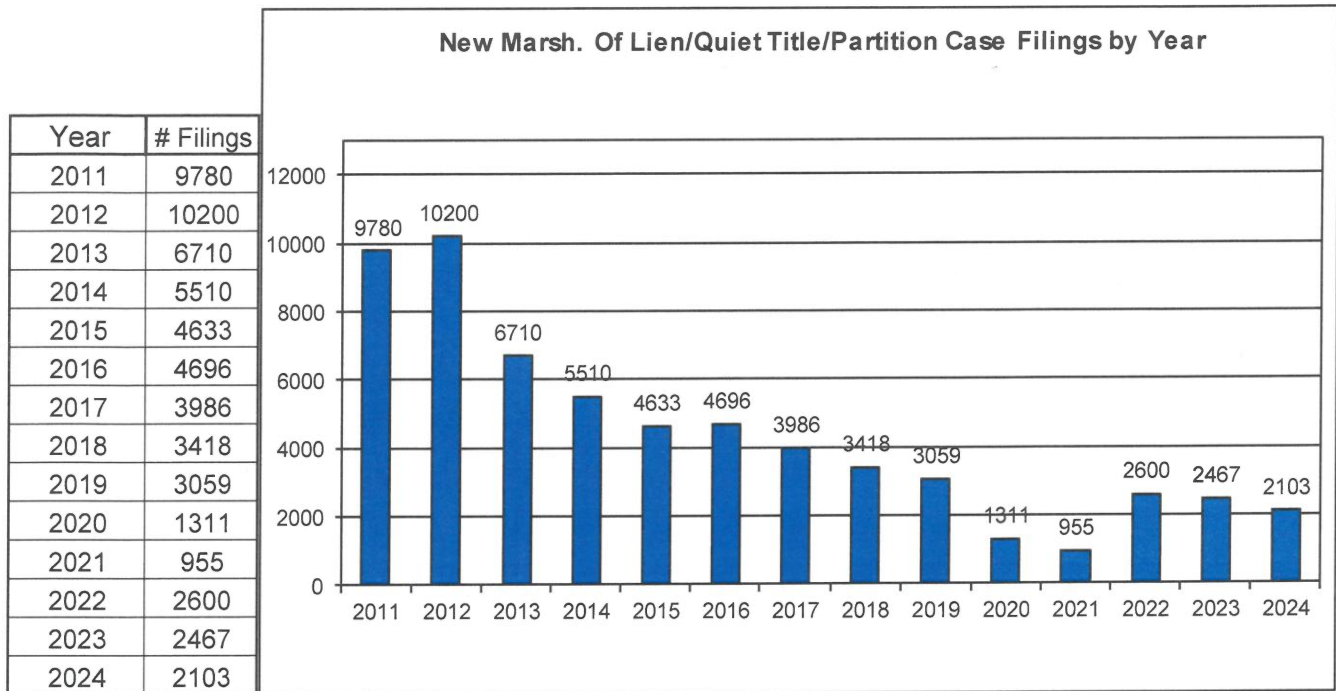
8000

8000

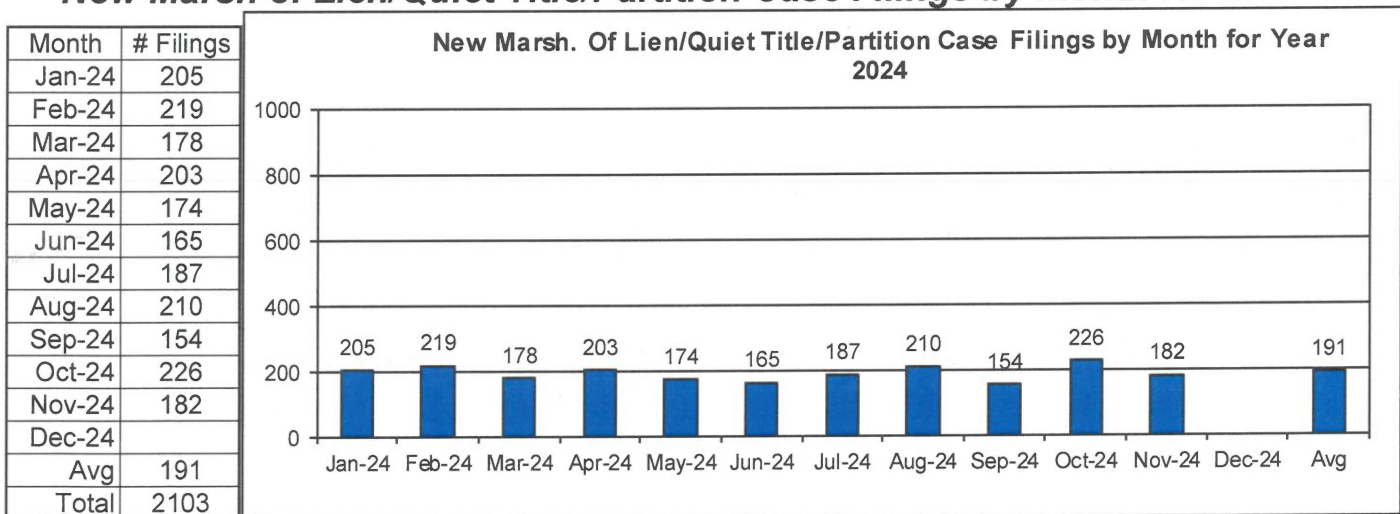
8000

CUYAHOGA COUNTY COMMON PLEAS COURT

New Marsh of Lien/Quiet Title/Partition Case Filings for Years 2011 – 2024 YTD

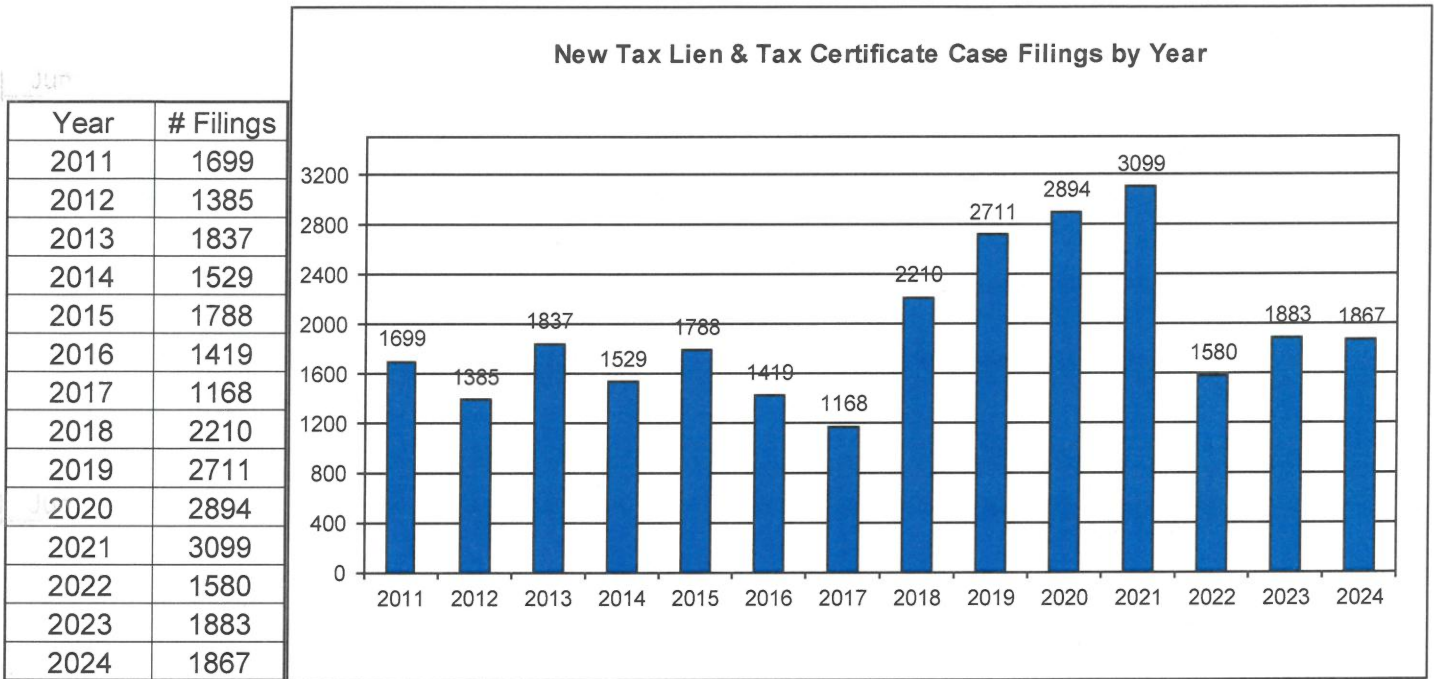


New Marsh of Lien/Quiet Title/Partition Case Filings by month for 2024 YTD

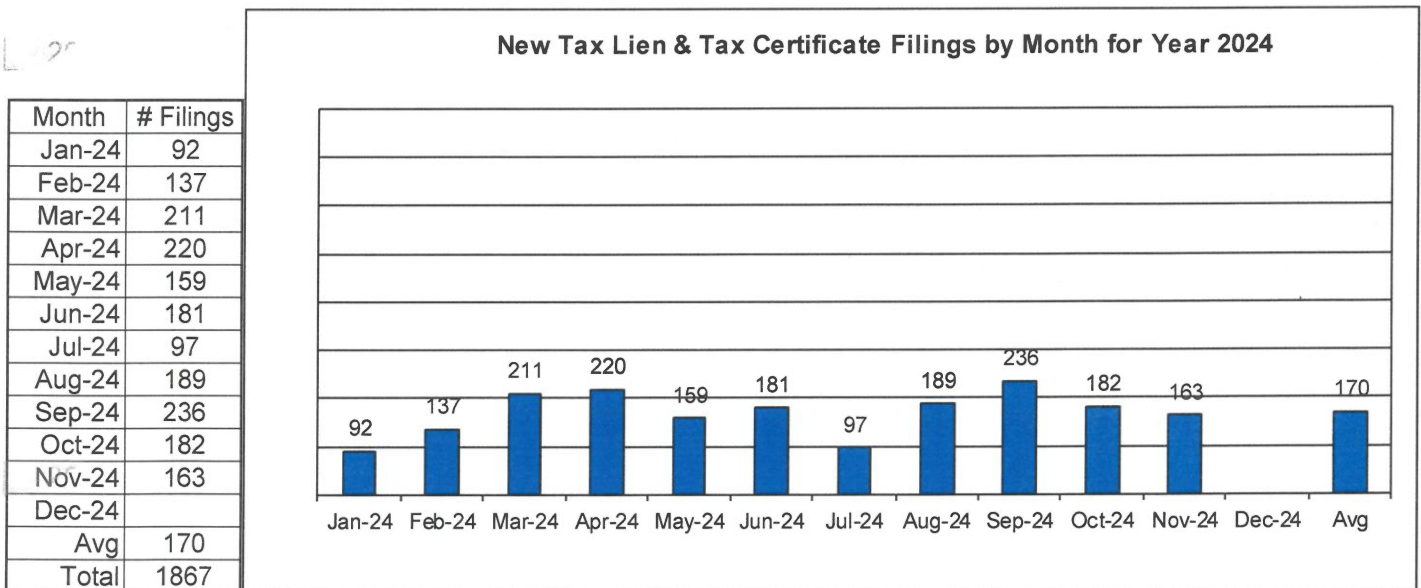


CUYAHOGA COUNTY COMMON PLEAS COURT

New Tax Lien & Certificate Filings for Years 2011 – 2024 YTD



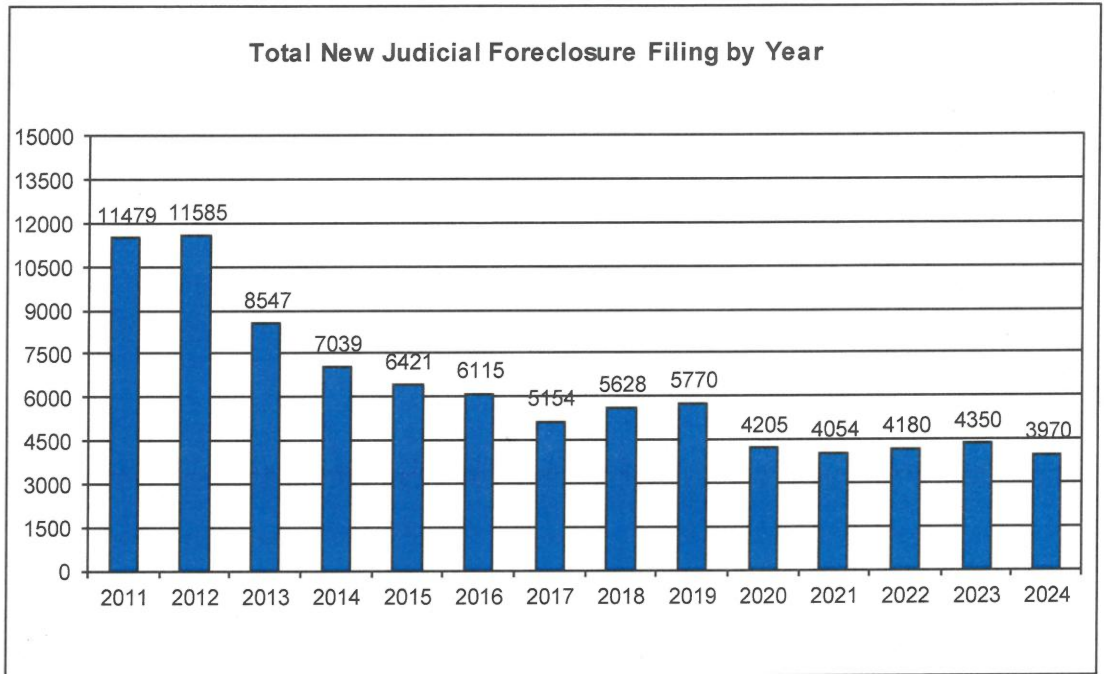
New Tax Lien & Certificate Filings by Month for Year 2024 YTD



CUYAHOGA COUNTY COMMON PLEAS COURT

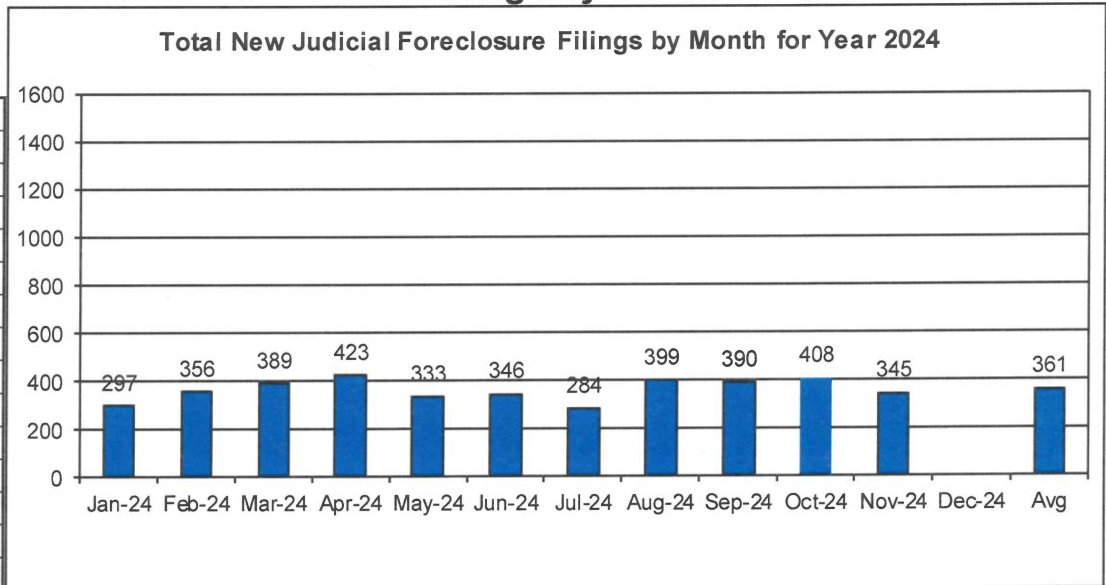
Total New Judicial Foreclosure Filings Years 2011 – 2024 YTD

Year	# Filings
2011	11479
2012	11585
2013	8547
2014	7039
2015	6421
2016	6115
2017	5154
2018	5628
2019	5770
2020	4205
2021	4054
2022	4180
2023	4350
2024YTD	3970



Total New Judicial Foreclosure Filings by Month for Year 2024 YTD

Month	# Filings
Jan-24	297
Feb-24	356
Mar-24	389
Apr-24	423
May-24	333
Jun-24	346
Jul-24	284
Aug-24	399
Sep-24	390
Oct-24	408
Nov-24	345
Dec-24	
Avg	361
Total	3970



Magistrate's Monthly Reports

The Magistrates' Monthly Report consists of 5 reports. Below is a description of each.

Magistrate's Monthly Supplemental Journal Entry Report (R415)

Retrieves total number of supplemental entries and Decrees of Confirmation of Sheriff's sale created during a specific period. A supplemental entry is any journal created by a magistrate, which does not close out a case. For example, any magistrate's order (MG) setting a hearing, any journal entry (JE) ruling on a motion, journals confirming Sheriff's sales, etc.).

Magistrate's Full Disposition Count by Magistrate Report (R413)

Retrieves total number of cases disposed of during a specific period. The dispositions are grouped by Magistrate and then broken down by the type of disposition (i. e. Default, Dismissed with Prejudice, Dismissed without Prejudice, etc.) This report can be printed three different ways. Including tax cases (Full Dispositions), excluding tax cases (Non-Tax Dispositions), and Tax cases only (Tax Dispositions).

Magistrate's Monthly Cases Referred/Reinstated Report (R418)

Retrieves newly filed cases referred to the Magistrates Dept. and cases previously disposed by the Magistrates Dept. that are reinstated and re-referred to the magistrates. The cases are separated by Tax (filing code 1465; Tax Judicial Foreclosure & 1466; Tax Certificate Judicial Foreclosure) and Non-Tax (1460; Judicial Foreclosure Marsh. Of Lien, 1480; Partition, 1470; Quiet Title, misc. (i. e. 1391; Contract Other, etc.).

Magistrate's Monthly Hearing Totals Report (R3146)

Retrieves total number of hearings held during one month. The hearings are grouped by Magistrate and then broken down by what type hearing was held (i. e. Default, Pretrial, etc.).

Magistrate's Monthly Case Load Report (R3147)

Retrieves individual caseload totals for individual magistrates during a specific period. The cases are grouped by magistrate and then broken down by case type (i. e. tax judicial foreclosure, tax certificate judicial foreclosure and non-tax judicial foreclosure).

Magistrate's New Referrals/Assignments (R429)

Retrieves All cases referred to the Magistrate's Department. The cases are grouped by Magistrate and broken down into categories of CSPO (Filing Code 1491 Stalking Civil Protection Orders), Tax (1465; Tax Judicial Foreclosure & 1466; Tax Certificate Judicial Foreclosure), Non Tax (1460; Judicial Foreclosure Marsh. Of Lien, 1480; Partition, 1470; Quiet Title, misc. (i.e. 1391; Contract Other, etc.)).

CUYAHOGA COUNTY COURT OF COMMON PLEAS

DATE: 12/11/2024
TIME: 9:46 AM

OFFICE OF THE MAGISTRATES
MAGISTRATE'S MONTHLY SUPPLEMENTALS BY CASE
REPORTING PERIOD: NOVEMBER 2024

PAGE: 1
CMSR415D

SUPPLEMENTALS

AUGUSTYN	100
BUCHA	170
DAY	264
DYKE	136
GOZELANCZYK	142
HEGYES	147
JACKSON	152
JACKSON	148
KLEIN	170
LUCAS	128
LUNSFORD	164
UNACCOUNTED FOR	0

TOTAL 1721

CONFIRMATIONS

TOTAL 0

CUYAHOGA COUNTY COURT OF COMMON PLEAS

OFFICE OF THE MAGISTRATES

Full Disposition Count by Magistrate

REPORTING PERIOD: FROM 11/01/2024 TO 11/30/2024

DATE: 12/11/2024

TIME: 9:47 AM

PAGE: 1

CMSR413

MagID	Dispose Type	Tax Cert.	Tax Treas.	Total
KCA				
	Bank	0	0	0
	Def	0	0	1
	Dism	0	0	6
	Ref. Vacate	0	0	0
	Court Trial	0	0	2
	Other	0	12	16
	<u>MAG'S TOTAL</u>	0	12	<u>25</u>

Decrees	231
Defaults	52
Other	148
Court Trial	31
Dismissals	124
Bankruptcy	8
Ref. Vacated	0
Grand Total	363

SMB				
	Bank	0	0	0
	Def	0	0	7
	Dism	0	0	10
	Ref. Vacate	0	0	0
	Court Trial	0	1	4
	Other	0	4	5
	<u>MAG'S TOTAL</u>	0	5	<u>26</u>

CD				
	Bank	0	1	2
	Def	0	0	4
	Dism	0	2	9
	Ref. Vacate	0	0	0
	Court Trial	0	0	11
	Other	0	13	17
	<u>MAG'S TOTAL</u>	0	16	<u>43</u>

JTD				
	Bank	0	0	1
	Def	0	0	7
	Dism	1	1	16
	Ref. Vacate	0	0	0
	Court Trial	0	0	0
	Other	0	15	15
	<u>MAG'S TOTAL</u>	1	16	<u>39</u>

BSG				
	Bank	0	0	3
	Def	1	0	7
	Dism	0	1	11
	Ref. Vacate	0	0	0
	Court Trial	0	0	1
	Other	0	5	11
	<u>MAG'S TOTAL</u>	1	6	<u>33</u>

DKH				
	Bank	0	0	0
	Def	0	0	2
	Dism	0	2	16
	Ref. Vacate	0	0	0
	Court Trial	0	0	1
	Other	0	13	19
	<u>MAG'S TOTAL</u>	0	15	<u>38</u>

ARJ				
	Bank	0	0	1
	Def	0	0	2
	Dism	0	0	7
	Ref. Vacate	0	0	0
	Court Trial	0	0	0
	Other	0	1	11
	<u>MAG'S TOTAL</u>	0	1	<u>21</u>

JLJ				
	Bank	0	0	0
	Def	0	0	8
	Dism	0	6	22

CUYAHOGA COUNTY COURT OF COMMON PLEAS

OFFICE OF THE MAGISTRATES

Full Disposition Count by Magistrate

REPORTING PERIOD: FROM 11/01/2024 TO 11/30/2024

DATE: 12/11/2024

TIME: 9:47 AM

PAGE: 2

CMSR413

MagID	Dispose Type	Tax Cert.	Tax Treas.	Total
	Ref. Vacate	0	0	0
	Court Trial	0	0	2
	Other	0	13	19
	<u>MAG'S TOTAL</u>	0	19	<u>51</u>
<hr/>				
MK	Bank	0	0	1
	Def	0	0	9
	Dism	0	1	11
	Ref. Vacate	0	0	0
	Court Trial	0	0	2
	Other	0	10	16
	<u>MAG'S TOTAL</u>	0	11	<u>39</u>
<hr/>				
PL	Bank	0	0	0
	Def	0	0	0
	Dism	0	1	7
	Ref. Vacate	0	0	0
	Court Trial	0	0	5
	Other	0	0	1
	<u>MAG'S TOTAL</u>	0	1	<u>13</u>
<hr/>				
GL	Bank	0	0	0
	Def	0	0	5
	Dism	0	2	9
	Ref. Vacate	0	0	0
	Court Trial	0	0	3
	Other	0	14	18
	<u>MAG'S TOTAL</u>	0	16	<u>35</u>

CUYAHOGA COUNTY COURT OF COMMON PLEAS

DATE: 12/11/2024
 TIME: 09:47 AM

OFFICE OF THE MAGISTRATES
 MAGISTRATE'S MONTHLY REF/REIN CASES
 FROM 11/01/2024 TO 11/30/2024

CMSR418

MAGISTRATE	NEW REFERRALS				REINSTATED			
	Tax Treas.	Tax Cert.	Non-Tax	Total	Tax Treas.	Tax Cert.	Non-Tax	Total
<u>AUGUSTYN/KEVIN/C</u>	10	0	30	40	0	0	2	2
<u>BUCHA/STEPHEN/M</u>	5	0	12	17	0	0	1	1
<u>DAY/CHRISTOPHER/</u>	14	0	18	32	0	0	2	2
<u>DYKE/JOHN/T</u>	19	0	30	49	0	0	1	1
<u>GOZELANCZYK/BRIAN/S</u>	13	0	30	43	0	0	1	1
<u>HEGYES/DEAN/K</u>	11	0	26	37	1	0	3	4
<u>JACKSON/AMY/R</u>	24	0	29	53	0	0	3	3
<u>JACKSON/JIM/L</u>	24	0	18	42	0	0	1	1
<u>KLEIN/MONICA/</u>	16	0	25	41	0	0	0	0
<u>LUCAS/PAUL/</u>	24	0	28	52	0	0	0	0
<u>LUNSFORD/GINA/</u>	19	0	22	41	0	0	0	0
<u>TOTAL</u>	179	0	268	447	1	0	14	15
<u>COMBINED TOTAL</u>	462							

CUYAHOGA COUNTY COURT OF COMMON PLEAS

**OFFICE OF THE MAGISTRATES
MAG MONTHLY HEARING TOTALS
Reporting Period: November 2024**

DATE: 12/11/2024
TIME: 09:47 AM

PAGE: 1
CMSR3146

Monthly Hearing Total 414

AUGUSTYN
 Default Hearings 0
 Tax Hearings 0
 Pretrials 19

 TOTAL: 19

BUCHA
 Default Hearings 0
 Tax Hearings 0
 Pretrials 27

 TOTAL: 27

DAY
 Default Hearings 0
 Tax Hearings 0
 Pretrials 48

 TOTAL: 48

DYKE
 Default Hearings 9
 Tax Hearings 17
 Pretrials 10

 TOTAL: 36

GOZELANCZYK
 Default Hearings 0
 Tax Hearings 0
 Pretrials 56

 TOTAL: 56

HEGYES
 Default Hearings 0
 Tax Hearings 0
 Pretrials 32

 TOTAL: 32

JACKSON
 Default Hearings 8
 Tax Hearings 15
 Pretrials 22

 TOTAL: 45

JACKSON
 Default Hearings 8
 Tax Hearings 16
 Pretrials 19

 TOTAL: 43

KLEIN
 Default Hearings 0
 Tax Hearings 0
 Pretrials 36

 TOTAL: 36

LUCAS
 Default Hearings 0
 Tax Hearings 0
 Pretrials 44

 TOTAL: 44

CUYAHOGA COUNTY COURT OF COMMON PLEAS

OFFICE OF THE MAGISTRATES

MAG MONTHLY HEARING TOTALS

Reporting Period: November 2024

DATE: 12/11/2024
TIME: 09:47 AM

PAGE: 2
CMSR3146

TOTAL:	44
LUNSFORD	
Default Hearings	0
Tax Hearings	0
Pretrials	28
<hr/>	
TOTAL:	28

CUYAHOGA COUNTY COURT OF COMMON PLEAS

DATE: 12/11/2024
 TIME: 9:48 AM

Office of the Magistrates
 Magistrate's Monthly Case Load
 MONTH: NOVEMBER 2024

PAGE: 1
 CMSR3147

Magistrate Name	Non Tax Total	Tax Cert.	Tax Treas.	Total Tax	CSPO	Total Cases
BUCHA	63	0	60	60	9	132
AUGUSTYN	74	2	50	52	10	136
DYKE	84	0	108	108	9	201
DAY	104	0	114	114	11	229
KLEIN	118	0	111	111	17	246
LUNSFORD	115	0	126	126	8	249
JACKSON J L	128	0	123	123	11	262
JACKSON A R	138	0	141	141	16	295
GOZELANCZYK	159	1	148	149	25	333
LUCAS	143	0	171	171	19	333
HEGYES	157	1	157	158	47	362
Totals:	<u>1283</u>	<u>4</u>	<u>1309</u>	<u>1313</u>	<u>182</u>	<u>2778</u>

CUYAHOGA COUNTY COURT OF COMMON PLEAS

DATE: 12/11/2024
 TIME: 9:59 AM

OFFICE OF THE MAGISTRATES
 MAGISTRATE'S NEW REFERRALS / ASSIGNMENTS
 FROM 11/01/2024 TO 11/30/2024

CMSR429
 PAGE: 1

MAGISTRATE	NEW REFERRALS				Total
	CSPO	Tax Cert.	Tax Treas.	Non Tax	
<u>AUGUSTYN/KEVIN/C</u>	7	0	10	30	40
<u>BUCHA/STEPHEN/M</u>	3	0	5	12	17
<u>DAY/CHRISTOPHER/</u>	5	0	14	18	32
<u>DYKE/JOHN/T</u>	12	0	19	30	49
<u>GOZELANCZYK/BRIAN/S</u>	4	0	13	30	43
<u>HEGYES/DEAN/K</u>	12	0	11	26	37
<u>JACKSON/AMY/R</u>	4	0	24	29	53
<u>JACKSON/JIM/L</u>	4	0	24	18	42
<u>KLEIN/MONICA/</u>	8	0	16	25	41
<u>LUCAS/PAUL/</u>	3	0	24	28	52
<u>LUNSFORD/GINA/</u>	3	0	19	22	41
<u>Total</u>	65	0	179	268	447

Report CMSR1062 - Judicial Foreclosure Statistics by Judge

Report CMSR1062 provides a list of judicial foreclosure case activity for each Judge. The report identifies how many cases were pending at the beginning of the period. The new cases filed and cases that were transferred in or reactivated are added to the number pending at the beginning of the period. It then shows the type and number of terminations for the period. The total terminations are subtracted from the total pending which provides the pending at the end of the period.

CUYAHOGA COUNTY COURT OF COMMON PLEAS

DATE: 12/11/2024
TIME: 09:42 AM

Foreclosure Statistics by Judge
Reporting Period: November 2024

PAGE: 1
CMSR1062

Judge

AMBROSE, DICK							
Pending at Beg of Period			New Cases Filed		Cases Transferred In / Reactivated		Total
1			0		0		1
Terminations							
	Bankruptcy	Default	RefVacated	Court Trial	Dismiss	Other	Total
0	0	0	0	0	0	0	0
Total Pending at End of Period							1

BELL, RICHARD A							
Pending at Beg of Period			New Cases Filed		Cases Transferred In / Reactivated		Total
70			5		2		77
Terminations							
	Bankruptcy	Default	RefVacated	Court Trial	Dismiss	Other	Total
0	0	1	0	0	4	2	7
Total Pending at End of Period							70

CALABRESE, DEENA R							
Pending at Beg of Period			New Cases Filed		Cases Transferred In / Reactivated		Total
88			12		1		101
Terminations							
	Bankruptcy	Default	RefVacated	Court Trial	Dismiss	Other	Total
0	0	5	0	0	3	6	14
Total Pending at End of Period							87

CLANCY, MAUREEN							
Pending at Beg of Period			New Cases Filed		Cases Transferred In / Reactivated		Total
61			17		0		78
Terminations							
	Bankruptcy	Default	RefVacated	Court Trial	Dismiss	Other	Total
0	0	1	0	0	3	3	7
Total Pending at End of Period							71

CLARY, TIMOTHY W.							
Pending at Beg of Period			New Cases Filed		Cases Transferred In / Reactivated		Total
74			13		2		89
Terminations							
	Bankruptcy	Default	RefVacated	Court Trial	Dismiss	Other	Total
0	0	0	0	0	2	3	5
Total Pending at End of Period							84

COLLIER-WILLIAMS, CASSANDRA							
Pending at Beg of Period			New Cases Filed		Cases Transferred In / Reactivated		Total
63			12		1		76
Terminations							
	Bankruptcy	Default	RefVacated	Court Trial	Dismiss	Other	Total
0	0	0	0	0	0	2	2
Total Pending at End of Period							74

CORRIGAN, PETER J							
Pending at Beg of Period			New Cases Filed		Cases Transferred In / Reactivated		Total
51			7		0		58
Terminations							
	Bankruptcy	Default	RefVacated	Court Trial	Dismiss	Other	Total
0	0	3	0	0	1	8	12
Total Pending at End of Period							46

FUERST, NANCY A

CUYAHOGA COUNTY COURT OF COMMON PLEAS

DATE: 12/11/2024
TIME: 09:42 AM

Foreclosure Statistics by Judge
Reporting Period: November 2024

PAGE: 2
CMSR1062

Judge							
	Pending at Beg of Period		New Cases Filed		Cases Transferred In / Reactivated		Total
	78		12		0		90
Terminations	Bankruptcy	Default	RefVacated	Court Trial	Dismiss	Other	Total
	0	2	0	0	5	6	13
	Total Pending at End of Period						77
GALL, STEVEN E							
	Pending at Beg of Period		New Cases Filed		Cases Transferred In / Reactivated		Total
	56		8		1		65
Terminations	Bankruptcy	Default	RefVacated	Court Trial	Dismiss	Other	Total
	0	0	0	0	2	3	5
	Total Pending at End of Period						60
GALLAGHER, HOLLIE L							
	Pending at Beg of Period		New Cases Filed		Cases Transferred In / Reactivated		Total
	73		7		2		82
Terminations	Bankruptcy	Default	RefVacated	Court Trial	Dismiss	Other	Total
	1	1	0	0	2	5	9
	Total Pending at End of Period						73
GALLAGHER, KELLY ANN							
	Pending at Beg of Period		New Cases Filed		Cases Transferred In / Reactivated		Total
	82		7		2		91
Terminations	Bankruptcy	Default	RefVacated	Court Trial	Dismiss	Other	Total
	1	1	0	0	3	1	6
	Total Pending at End of Period						85
GALLAGHER, SHANNON M							
	Pending at Beg of Period		New Cases Filed		Cases Transferred In / Reactivated		Total
	72		8		0		80
Terminations	Bankruptcy	Default	RefVacated	Court Trial	Dismiss	Other	Total
	0	3	0	1	6	3	13
	Total Pending at End of Period						67
GAUL, DANIEL							
	Pending at Beg of Period		New Cases Filed		Cases Transferred In / Reactivated		Total
	75		7		1		83
Terminations	Bankruptcy	Default	RefVacated	Court Trial	Dismiss	Other	Total
	0	2	0	0	4	3	9
	Total Pending at End of Period						74
HAGAN, EMILY							
	Pending at Beg of Period		New Cases Filed		Cases Transferred In / Reactivated		Total
	74		14		1		89
Terminations	Bankruptcy	Default	RefVacated	Court Trial	Dismiss	Other	Total
	1	2	0	0	1	7	11
	Total Pending at End of Period						78
KELLEY, KEVIN J							

CUYAHOGA COUNTY COURT OF COMMON PLEAS

DATE: 12/11/2024
 TIME: 09:42 AM

Foreclosure Statistics by Judge
 Reporting Period: November 2024

PAGE: 3
 CMSR1062

Judge							
	Pending at Beg of Period		New Cases Filed		Cases Transferred In / Reactivated		Total
	78		8		2		88
Terminations	Bankruptcy	Default	RefVacated	Court Trial	Dismiss	Other	Total
	1	1	0	0	0	1	3
	Total Pending at End of Period						85
KILBANE, ASHLEY							
	Pending at Beg of Period		New Cases Filed		Cases Transferred In / Reactivated		Total
	93		13		1		107
Terminations	Bankruptcy	Default	RefVacated	Court Trial	Dismiss	Other	Total
	2	2	0	0	5	1	10
	Total Pending at End of Period						97
MATIA, DAVID T							
	Pending at Beg of Period		New Cases Filed		Cases Transferred In / Reactivated		Total
	107		9		0		116
Terminations	Bankruptcy	Default	RefVacated	Court Trial	Dismiss	Other	Total
	0	2	0	0	2	8	12
	Total Pending at End of Period						104
MCCORMICK, TIMOTHY							
	Pending at Beg of Period		New Cases Filed		Cases Transferred In / Reactivated		Total
	61		18		2		81
Terminations	Bankruptcy	Default	RefVacated	Court Trial	Dismiss	Other	Total
	0	1	0	0	3	14	18
	Total Pending at End of Period						63
MCDONNELL, NANCY R							
	Pending at Beg of Period		New Cases Filed		Cases Transferred In / Reactivated		Total
	4		0		0		4
Terminations	Bankruptcy	Default	RefVacated	Court Trial	Dismiss	Other	Total
	0	0	0	0	0	0	0
	Total Pending at End of Period						4
MCGINTY, WILLIAM T							
	Pending at Beg of Period		New Cases Filed		Cases Transferred In / Reactivated		Total
	89		8		1		98
Terminations	Bankruptcy	Default	RefVacated	Court Trial	Dismiss	Other	Total
	0	3	0	0	3	10	16
	Total Pending at End of Period						82
MIDAY, SHERRIE							
	Pending at Beg of Period		New Cases Filed		Cases Transferred In / Reactivated		Total
	92		14		2		108
Terminations	Bankruptcy	Default	RefVacated	Court Trial	Dismiss	Other	Total
	0	3	0	0	6	8	17
	Total Pending at End of Period						91
MOONEY, BRIAN							

CUYAHOGA COUNTY COURT OF COMMON PLEAS

DATE: 12/11/2024
TIME: 09:42 AM

Foreclosure Statistics by Judge
Reporting Period: November 2024

PAGE: 4
CMSR1062

Judge							
	Pending at Beg of Period		New Cases Filed	Cases Transferred In / Reactivated			Total
	91		8	0			99
Terminations	Bankruptcy	Default	RefVacated	Court Trial	Dismiss	Other	Total
	0	0	0	0	0	0	0
Total Pending at End of Period							99
O'DONNELL, JENNIFER							
	Pending at Beg of Period		New Cases Filed	Cases Transferred In / Reactivated			Total
	91		7	3			101
Terminations	Bankruptcy	Default	RefVacated	Court Trial	Dismiss	Other	Total
	0	0	0	0	9	5	14
Total Pending at End of Period							87
O'DONNELL, JOHN P							
	Pending at Beg of Period		New Cases Filed	Cases Transferred In / Reactivated			Total
	57		2	2			61
Terminations	Bankruptcy	Default	RefVacated	Court Trial	Dismiss	Other	Total
	1	2	0	0	2	4	9
Total Pending at End of Period							52
RUSSO, JOHN J							
	Pending at Beg of Period		New Cases Filed	Cases Transferred In / Reactivated			Total
	55		3	1			59
Terminations	Bankruptcy	Default	RefVacated	Court Trial	Dismiss	Other	Total
	0	4	0	0	3	2	9
Total Pending at End of Period							50
RUSSO, NANCY MARGARET							
	Pending at Beg of Period		New Cases Filed	Cases Transferred In / Reactivated			Total
	52		15	1			68
Terminations	Bankruptcy	Default	RefVacated	Court Trial	Dismiss	Other	Total
	1	0	0	0	4	3	8
Total Pending at End of Period							60
SAFFOLD, JEFFREY P							
	Pending at Beg of Period		New Cases Filed	Cases Transferred In / Reactivated			Total
	74		9	0			83
Terminations	Bankruptcy	Default	RefVacated	Court Trial	Dismiss	Other	Total
	0	0	0	0	4	9	13
Total Pending at End of Period							70
SAFFOLD, SHIRLEY STRICKLAND							
	Pending at Beg of Period		New Cases Filed	Cases Transferred In / Reactivated			Total
	95		12	1			108
Terminations	Bankruptcy	Default	RefVacated	Court Trial	Dismiss	Other	Total
	0	0	0	0	3	5	8
Total Pending at End of Period							100
SANTOLI, ANDREW J.							

CUYAHOGA COUNTY COURT OF COMMON PLEAS

DATE: 12/11/2024
TIME: 09:42 AM

Foreclosure Statistics by Judge
Reporting Period: November 2024

PAGE: 5
CMSR1062

Judge							
	Pending at Beg of Period		New Cases Filed	Cases Transferred In / Reactivated			Total
	81		9	0			90
Terminations	Bankruptcy	Default	RefVacated	Court Trial	Dismiss	Other	Total
	0	0	0	0	0	1	1
	Total Pending at End of Period						89
SHAUGHNESSY, MICHAEL P							
	Pending at Beg of Period		New Cases Filed	Cases Transferred In / Reactivated			Total
	56		16	1			73
Terminations	Bankruptcy	Default	RefVacated	Court Trial	Dismiss	Other	Total
	0	0	0	0	3	6	9
	Total Pending at End of Period						64
SHEEHAN, BRENDAN J							
	Pending at Beg of Period		New Cases Filed	Cases Transferred In / Reactivated			Total
	39		2	0			41
Terminations	Bankruptcy	Default	RefVacated	Court Trial	Dismiss	Other	Total
	0	1	0	0	2	2	5
	Total Pending at End of Period						36
SUTULA, JOHN D							
	Pending at Beg of Period		New Cases Filed	Cases Transferred In / Reactivated			Total
	96		13	0			109
Terminations	Bankruptcy	Default	RefVacated	Court Trial	Dismiss	Other	Total
	0	4	0	0	5	5	14
	Total Pending at End of Period						95
SUTULA, KATHLEEN ANN							
	Pending at Beg of Period		New Cases Filed	Cases Transferred In / Reactivated			Total
	69		12	0			81
Terminations	Bankruptcy	Default	RefVacated	Court Trial	Dismiss	Other	Total
	0	3	0	0	6	3	12
	Total Pending at End of Period						69
SYNENBERG, JOAN							
	Pending at Beg of Period		New Cases Filed	Cases Transferred In / Reactivated			Total
	78		11	0			89
Terminations	Bankruptcy	Default	RefVacated	Court Trial	Dismiss	Other	Total
	0	1	0	0	1	6	8
	Total Pending at End of Period						81
TURNER, DEBORAH M							
	Pending at Beg of Period		New Cases Filed	Cases Transferred In / Reactivated			Total
	77		13	0			90
Terminations	Bankruptcy	Default	RefVacated	Court Trial	Dismiss	Other	Total
	0	1	0	0	1	3	5
	Total Pending at End of Period						85
VODREY, WILLIAM F. B.							

CUYAHOGA COUNTY COURT OF COMMON PLEAS

DATE: 12/11/2024
 TIME: 09:42 AM

Foreclosure Statistics by Judge
 Reporting Period: November 2024

PAGE: 6
 CMSR1062

Judge							
	Pending at Beg of Period		New Cases Filed		Cases Transferred In / Reactivated		Total
	94		14		0		108
Terminations	Bankruptcy	Default	RefVacated	Court Trial	Dismiss	Other	Total
	0	0	0	0	2	1	3
					Total Pending at End of Period		105

Monthly Summary

MONTHLY SUMMARY

November 2024

NAME	PEND	ASSIGNED			TRIALS						DISP	PENDING				+	-
		CV	CR	TOT	JURY			COURT				CV	FR	CR	TOT		
Richard A. Bell	328	51	28	79	0	0	0	0	0	0	68	196	70	73	339	-	11
Deena R. Calabrese	424	48	25	73	0	0	0	1	0	1	60	221	87	129	437	-	13
Maureen Clancy	394	48	31	79	0	2	2	1	0	1	85	200	71	117	388	+	6
Timothy W. Clary	452	50	26	76	0	1	1	0	1	1	57	245	83	143	471	-	19
Cassandra Collier-Willia	437	50	31	81	0	0	0	0	0	0	73	259	74	112	445	-	8
Peter J. Corrigan	528	44	19	63	0	0	0	1	0	1	79	319	46	147	512	+	16
Nancy A. Fuerst	413	42	24	66	1	2	3	0	0	0	67	232	76	104	412	+	1
Steven E. Gall	468	50	28	78	0	0	0	0	1	1	62	277	59	148	484	-	16
Hollie L. Gallagher	407	47	20	67	0	0	0	0	0	0	77	239	70	88	397	+	10
Kelly A. Gallagher	451	48	23	71	0	0	0	0	0	0	77	276	83	86	445	+	6
Shannon M. Gallagher	381	47	31	78	0	0	0	0	0	0	64	223	67	105	395	-	14
Daniel Gaul	518	48	29	77	0	1	1	0	0	0	59	287	73	176	536	-	18
Emily Hagan	446	49	32	81	0	0	0	0	0	0	72	262	78	115	455	-	9
Kevin J. Kelley	489	46	35	81	0	0	0	0	1	1	70	244	84	172	500	-	11
Ashley Kilbane	472	45	38	83	0	2	2	0	0	0	67	237	94	157	488	-	16
David T. Matia	429	48	27	75	0	1	1	0	0	0	66	250	104	84	438	-	9
Timothy McCormick	424	50	27	77	0	0	0	2	1	3	97	262	63	79	404	+	20
William T. McGinty	463	47	34	81	0	0	0	0	0	0	80	267	80	117	464	-	1
Sherrie Miday	456	50	23	73	0	0	0	0	0	0	65	247	90	127	464	-	8
Brian Mooney	471	47	32	79	0	0	0	0	0	0	63	243	98	146	487	-	16
Jennifer O'Donnell	476	55	32	87	0	0	0	1	0	1	91	262	87	123	472	+	4
John P. O'Donnell	384	47	31	78	1	0	1	0	0	0	80	234	52	96	382	+	2
John J. Russo	391	47	30	77	0	2	2	0	1	1	64	247	49	108	404	-	13
Nancy Margaret Russo	244	47	29	76	0	0	0	0	0	0	82	125	60	53	238	+	6
Jeffrey P. Saffold	396	46	29	75	0	1	1	0	0	0	80	248	70	73	391	+	5
Shirley Strickland Saffold	510	46	30	76	0	0	0	0	0	0	69	270	100	147	517	-	7
Andrew J. Santoli	451	49	26	75	0	0	0	0	1	1	76	261	86	103	450	+	1
Michael P. Shaughnessy	401	46	28	74	0	0	0	0	0	0	68	236	64	107	407	-	6
Brendan J. Sheehan	166	23	1	24	0	0	0	0	0	0	20	109	36	25	170	-	4
John D. Sutula	593	46	34	80	0	0	0	3	0	3	104	227	95	247	569	+	24
Kathleen Ann Sutula	577	52	28	80	0	1	1	0	0	0	75	285	66	231	582	-	5
Joan Synenberg	415	45	35	80	0	0	0	0	0	0	67	225	81	122	428	-	13
Deborah M. Turner	473	48	25	73	0	0	0	1	0	1	65	260	85	136	481	-	8
William F.B. Vodrey	495	46	19	65	0	3	3	2	0	2	59	233	104	164	501	-	6
TOTALS	14823	1598	940	2538	2	16	18	12	6	18	2408	8208	2585	4160	14953	-	130

Year to Date Summary

SUMMARY FOR THE COURT

January - November 2024

NAME	PEND	ASSIGNED			TRIALS						DISP	PENDING				+
		CV	CR	TOT	JURY			COURT				CV	FR	CR	TOT	
Richard A. Bell	319	572	314	886	0	8	8	2	0	2	866	196	70	73	339	-20
Deena R. Calabrese	405	569	363	932	0	2	2	2	0	2	900	221	87	129	437	-32
Maureen Clancy	384	556	361	917	0	14	14	4	0	4	913	200	71	117	388	-4
Timothy W. Clary	441	566	348	914	1	7	8	5	2	7	884	245	83	143	471	-30
Cassandra Collier-Willia	504	551	370	921	1	2	3	0	8	8	980	259	74	112	445	+59
Peter J. Corrigan	519	505	330	835	0	3	3	1	0	1	842	319	46	147	512	+7
Nancy A. Fuerst	371	545	335	880	1	6	7	1	0	1	839	232	76	104	412	-41
Steven E. Gall	466	562	386	948	1	8	9	0	1	1	930	277	59	148	484	-18
Hollie L. Gallagher	366	568	321	889	1	7	8	7	1	8	858	239	70	88	397	-31
Kelly A. Gallagher	460	562	308	870	3	3	6	3	2	5	885	276	83	86	445	+15
Shannon M. Gallagher	374	574	336	910	0	0	0	3	1	4	889	223	67	105	395	-21
Daniel Gaul	509	566	403	969	0	6	6	1	1	2	942	287	73	176	536	-27
Emily Hagan	420	567	373	940	1	3	4	1	6	7	905	262	78	115	455	-35
Kevin J. Kelley	501	563	368	931	2	7	9	1	5	6	932	244	84	172	500	+1
Ashley Kilbane	443	556	333	889	0	6	6	0	0	0	844	237	94	157	488	-45
David T. Matia	415	559	292	851	0	3	3	0	1	1	828	250	104	84	438	-23
Timothy McCormick	415	552	353	905	2	2	4	2	4	6	916	262	63	79	404	+11
William T. McGinty	455	559	355	914	1	3	4	2	9	11	905	267	80	117	464	-9
Sherrie Miday	421	567	331	898	0	1	1	0	2	2	855	247	90	127	464	-43
Brian Mooney	466	548	349	897	2	3	5	2	2	4	876	243	98	146	487	-21
Jennifer O'Donnell	475	583	341	924	1	2	3	1	3	4	927	262	87	123	472	+3
John P. O'Donnell	419	544	346	890	4	7	11	4	1	5	927	234	52	96	382	+37
John J. Russo	387	523	354	877	0	7	7	0	3	3	860	247	49	108	404	-17
Nancy Margaret Russo	246	586	300	886	1	5	6	1	4	5	894	125	60	53	238	+8
Jeffrey P. Saffold	500	566	330	896	2	4	6	0	5	5	1005	248	70	73	391	+109
Shirley Strickland Saffold	375	555	347	902	0	4	4	1	0	1	760	270	100	147	517	-142
Andrew J. Santoli	431	558	371	929	1	4	5	0	4	4	910	261	86	103	450	-19
Michael P. Shaughnessy	364	560	340	900	1	2	3	0	0	0	857	236	64	107	407	-43
Brendan J. Sheehan	180	283	109	392	3	2	5	4	1	5	402	109	36	25	170	+10
John D. Sutula	572	560	425	985	1	10	11	3	3	6	988	227	95	247	569	+3
Kathleen Ann Sutula	546	564	363	927	0	4	4	1	2	3	891	285	66	231	582	-36
Joan Synenberg	423	553	363	916	0	2	2	1	2	3	911	225	81	122	428	-5
Deborah M. Turner	493	567	348	915	1	3	4	4	4	8	927	260	85	136	481	+12
William F.B. Vodrey	495	554	366	920	2	13	15	2	2	4	914	233	104	164	501	-6
TOTALS	14560	18723	11632	30355	33	163	196	59	79	138	29962	8208	2585	4160	14953	-393

Corrections/Adjustments