



CUYAHOGA COUNTY COMMON PLEAS COURT

***Statistics Report
October 2024***

***Brendan J. Sheehan
Administrative and Presiding Judge***

TABLE OF CONTENTS

Criminal Statistics

Newly Filed, Re-Activated and Transferred in Cases _____ 4

Yearly Criminal Terminations _____ 5

Pending Criminal Cases End of Period _____ 6

Clearance Rate _____ 7

Arrest to Disposition Timeline _____ 8

Average Arrest to Disposition Timeline (Jail Cases) _____ 9

Average Arrest to Disposition Timeline (Non-Jail Cases) _____ 10

Average Arrest to Disposition Timeline (Jail and Non-Jail Cases) _____ 11

Yearly Average Arrest to Disposition Timeline _____ 12

Indictments and Informations Filed With the Clerk of Courts _____ 13

Bail Case Arraignment Activity _____ 14

Overall Arraignment Statistics _____ 15

Foreclosure Statistics

Total Pending Judicial Foreclosure Cases Referred to Magistrates _____ 17

Total Pending Tax Lien & Certificate Cases Referred to Magistrates _____ 18

Percentage of Pending Judicial Foreclosure Cases By Filing Year _____ 19

Judicial Foreclosure Clearance Rate Year 2024 _____ 20

Avg. Number of Days to Disp. (Excl. Bank. Stays & Tax Lien & Tax Cert.) _____ 21

Avg. Number of Days to Disp. (Excl. Bank. Stays & Incl. Tax Lien & Tax Cert.) _____ 22

Total New Judicial Foreclosure Filings _____ 23

New Marsh of Lien/Quiet Title/Partition Case Filings for Years 2011 – 2024 YTD _____ 23

New Marsh of Lien/Quiet Title/Partition Case Filings by month for 2024 YTD _____ 24

New Tax Lien & Certificate Filings for Years 2011 – 2024 YTD _____ 25

New Tax Lien & Certificate Filings by Month for Year 2024 YTD _____ 25

Total New Judicial Foreclosure Filings Years 2011 – 2024 YTD _____ 26

Total New Judicial Foreclosure Filings by Month for Year 2024 YTD _____ 26

Magistrate's Monthly Reports _____ 27

Report CMSR1062 - Judicial Foreclosure Statistics by Judge _____ 35

Monthly Summary _____ 41

Year to Date Summary _____ 43

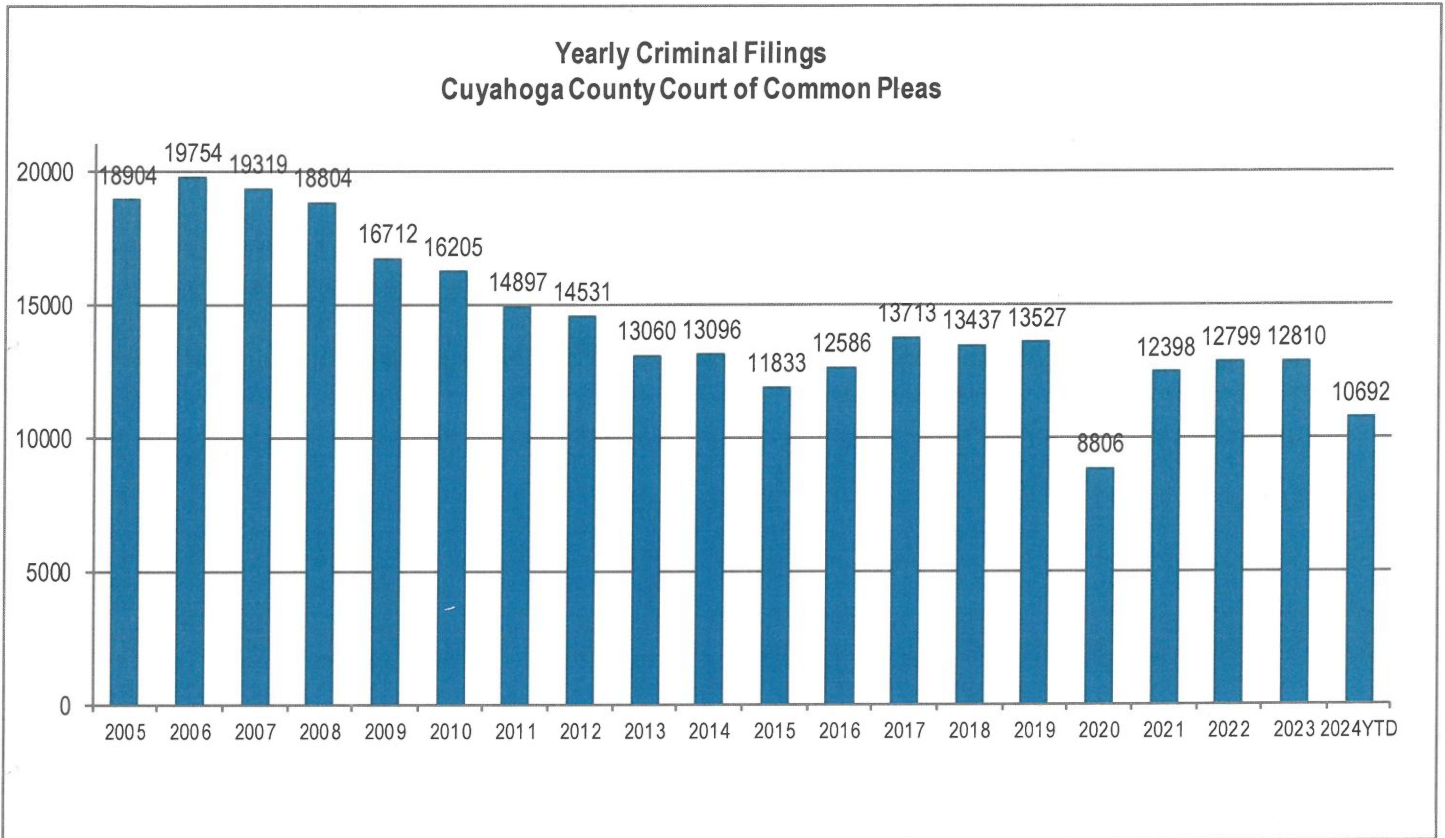
Corrections/Adjustments _____ 45

Criminal Case Statistics

CUYAHOGA COUNTY COMMON PLEAS COURT

Newly Filed, Re-Activated and Transferred in Cases

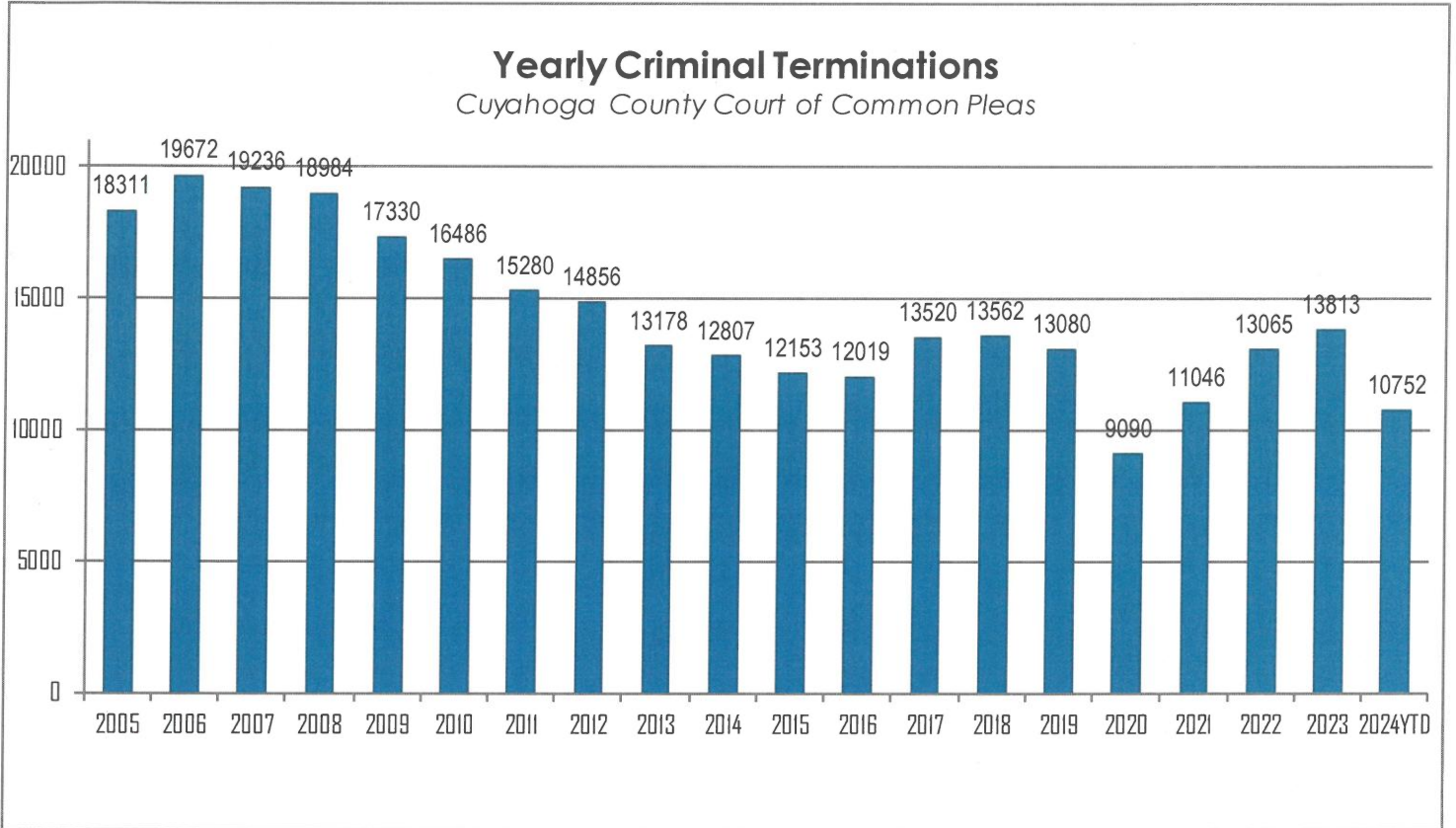
The following chart is a representation of all filed cases in Cuyahoga County Court of Common Pleas from 2005 – October 2024. Newly filed cases are defined as having been arraigned and assigned to a Judge. Re-activated cases are defined as cases where a defendant was unavailable for trial and has now become ready to proceed. Transferred cases are defined as cases moved from one judge's docket to another. This could be due to re-assignment to a Mental Health Judge or after additional information indicates that by Court rule, the case should have been assigned to another Judge.



CUYAHOGA COUNTY COMMON PLEAS COURT

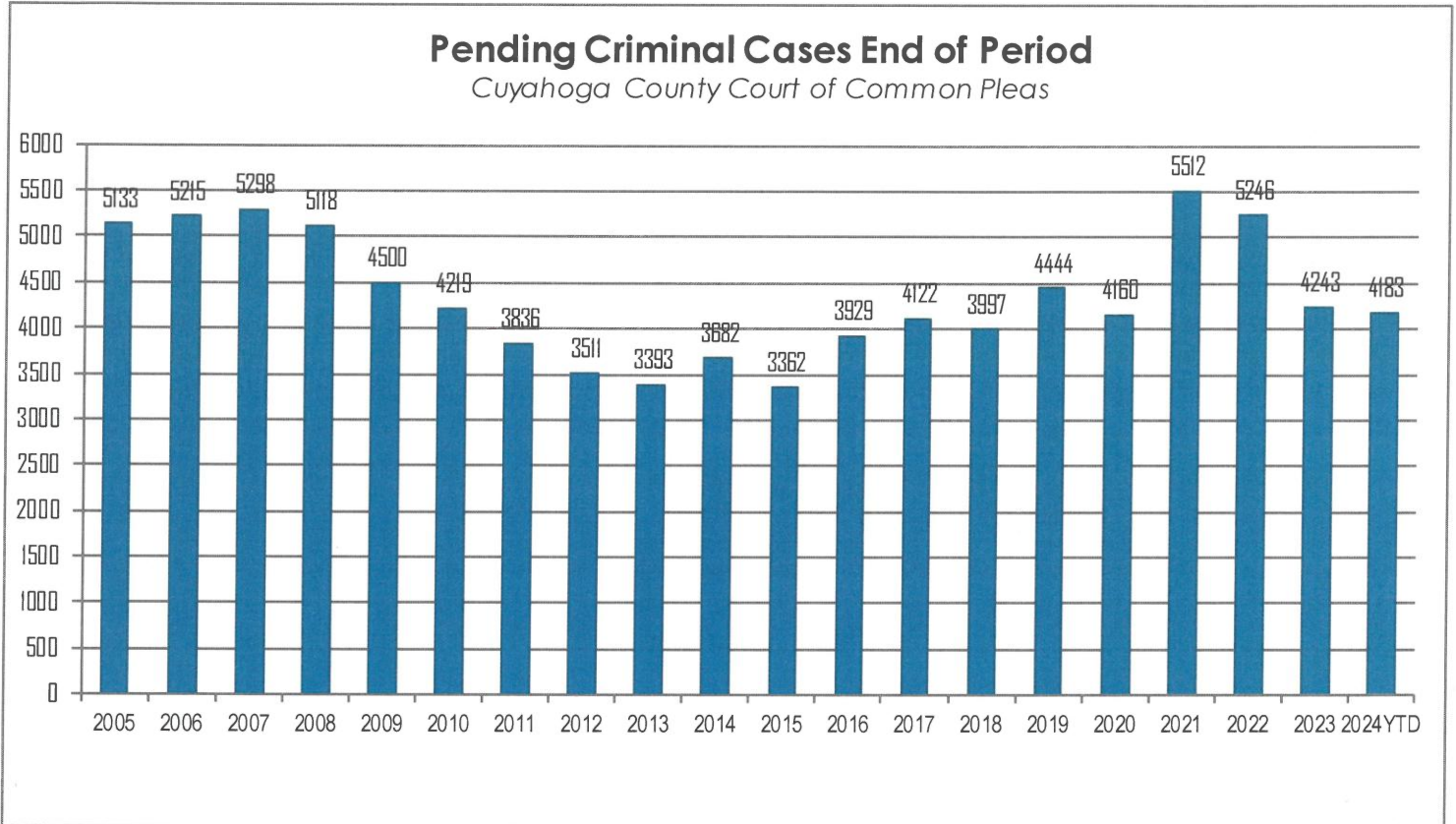
Yearly Criminal Terminations

The following chart represents cases that have been terminated by the court from 2005 – October 2024. These cases have been terminated either by trial; plea, dismissal or a defendant is unavailable for trial or sentencing.



Pending Criminal Cases End of Period

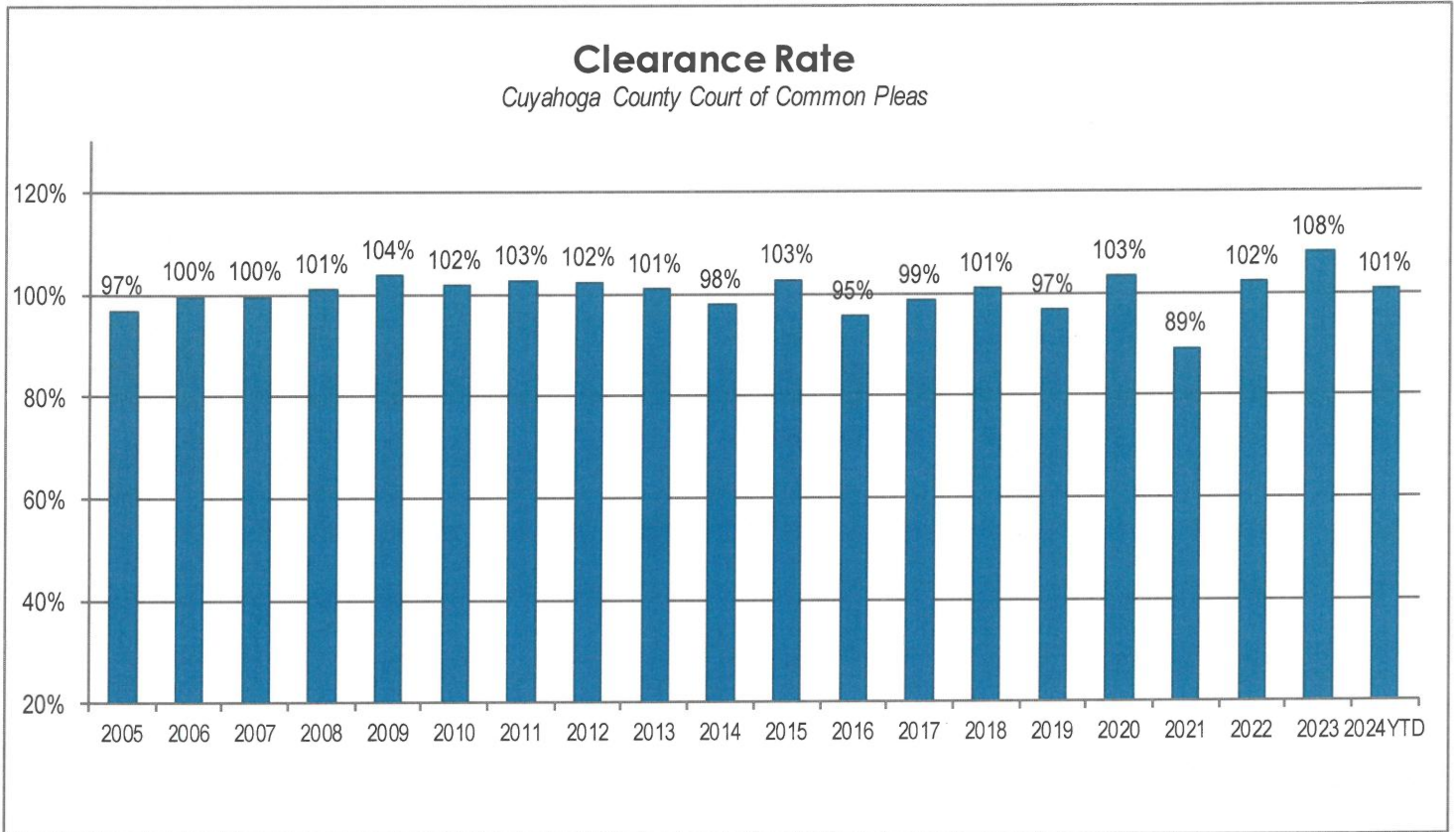
The following chart represents the total number of cases pending at the end of the reporting period from 2005 – October 2024. Pending criminal cases at the end of the period is determined by adding the total number of pending cases at the beginning of the reporting period, and all newly filed, re-activated and transferred in cases. The total number of cases terminated in the period is subtracted from the sum total pending at the beginning of the period to give the value pending at the end of the period.



CUYAHOGA COUNTY COMMON PLEAS COURT

Clearance Rate

The Clearance Rate is the total number of outgoing cases as a percentage of the number of incoming cases. Clearance rate measures whether the court is keeping up with its incoming caseload. If cases are not disposed in a timely manner, a backlog of cases awaiting disposition will grow. A Clearance Rate of 100% indicates that at least as many cases have been filed, reopened, or reactivated in a period have been disposed.



Arrest to Disposition Timeline

Arrest to disposition timeline is a method to measure how felony cases flow through the Cuyahoga County Criminal Justice System. By capturing how long a case takes to move from stage to stage, we can examine where problems may exist and where potential improvements in case processing can be made.

The source data was extracted from the Cuyahoga County Court of Common Pleas Case Management System. The overall population of sample data was based on cases terminated in a given month excluding cases that have gone through diversion programs. A case is defined as a defendant and all charges involved in a single incident. The period for the extracted data is from October 2024.

The stages examined were:

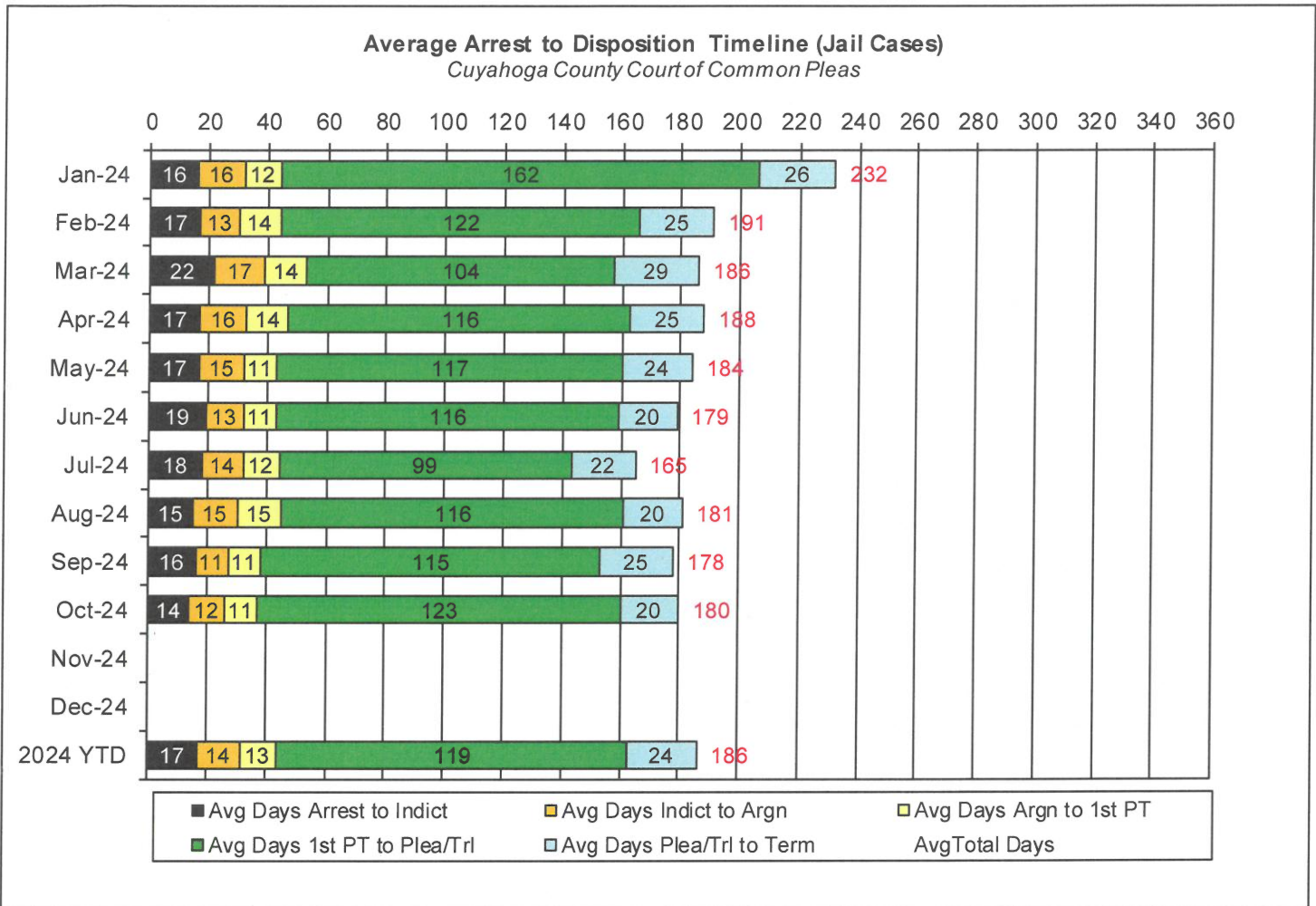
Arrest to Indictment
Indictment to Arraignment
Arraignment to 1st Pre-Trial
1st Pre-Trial to Plea/Trial
Plea/Trial to Termination

Due to the fact that each case may or may not have all of the stage date elements, a method to arrive at stage averages was applied. For a case to be included in the average for a stage there would need to be both dates for the given stage. A case would be included in the Arrest to Indictment stage if both arrest date and indictment date were available. This method was applied to each of the five stages. Next we calculated the total number of cases that met the date criteria for each of the ranges and also the total number of days between each date. To arrive at an average, the total number of days for each case in each range was calculated and divided by the total number of cases that met the date criteria. If a case had a time period or periods where the defendant was capiased or referred to the Psych Clinic, that amount of time was subtracted from the appropriate range. For re-indicted cases, the original arrest date is used.

The following three charts are for Jail, Non-Jail and combined Jail and Non-Jail cases. Jail and Non-Jail cases are defined by the posting of bond prior to plea or trial.

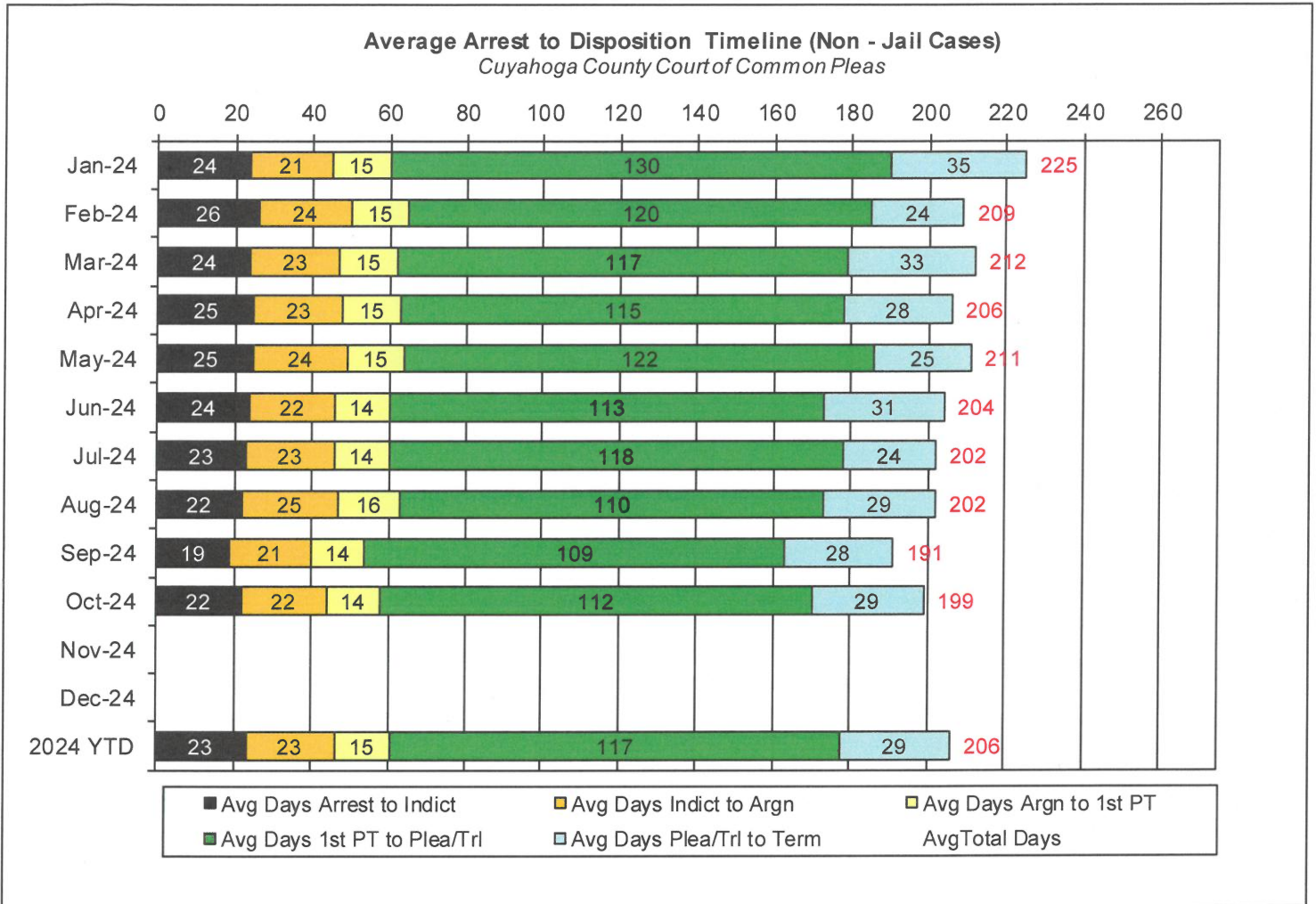
CUYAHOGA COUNTY COMMON PLEAS COURT

Average Arrest to Disposition Timeline (Jail Cases)



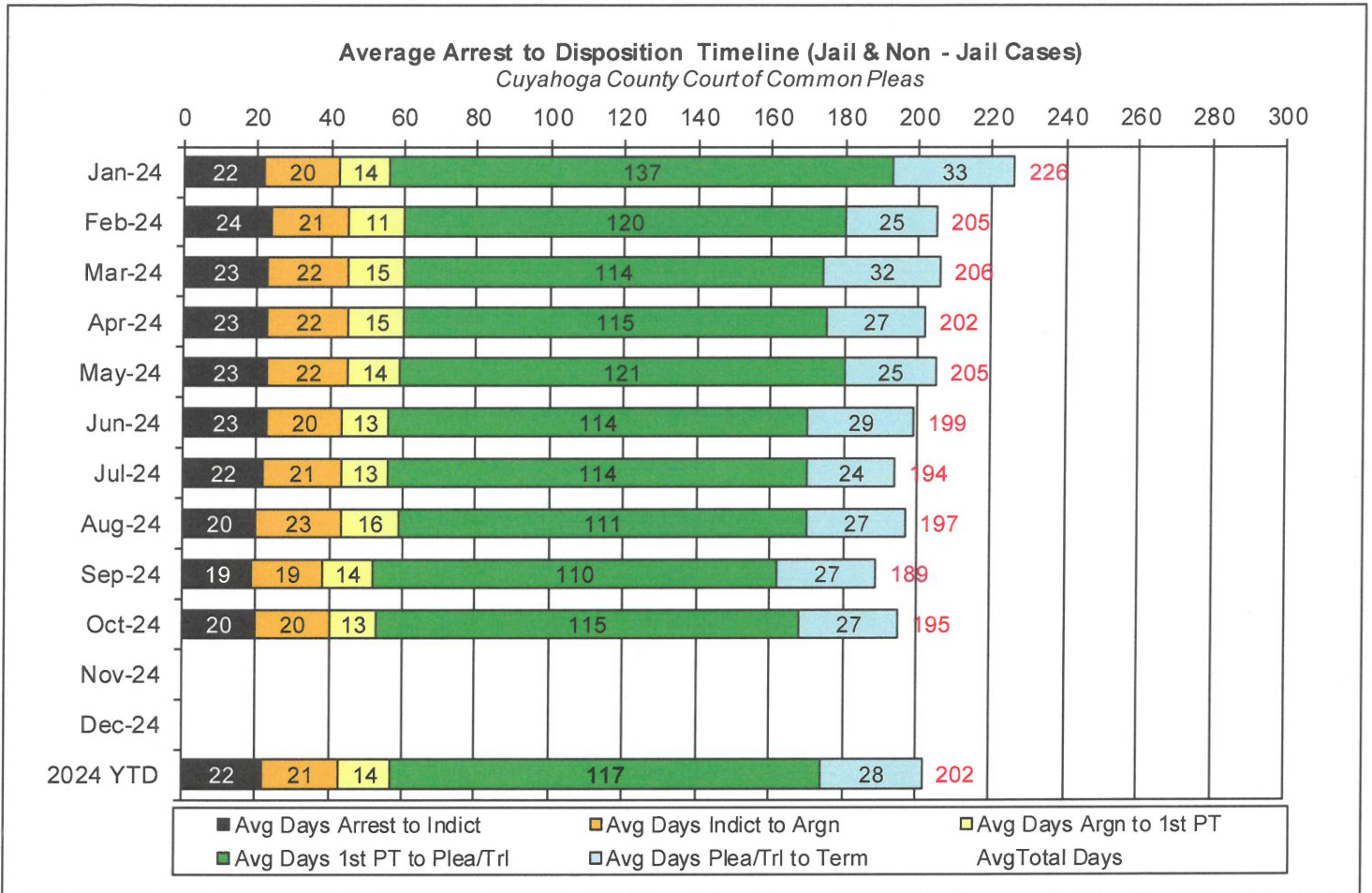
CUYAHOGA COUNTY COMMON PLEAS COURT

Average Arrest to Disposition Timeline (Non-Jail Cases)



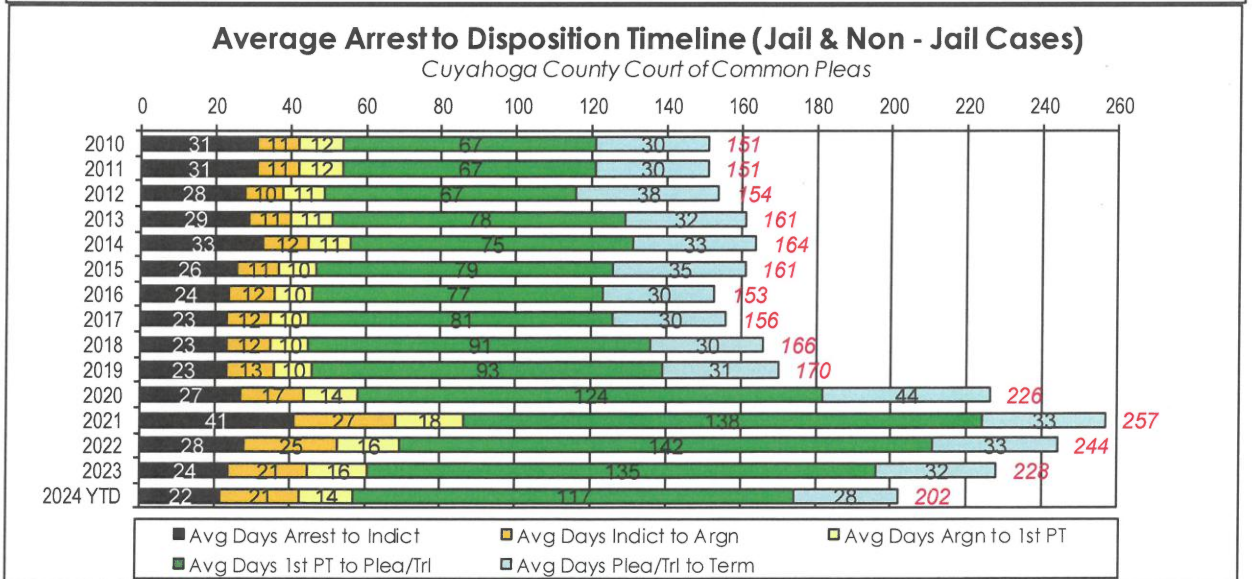
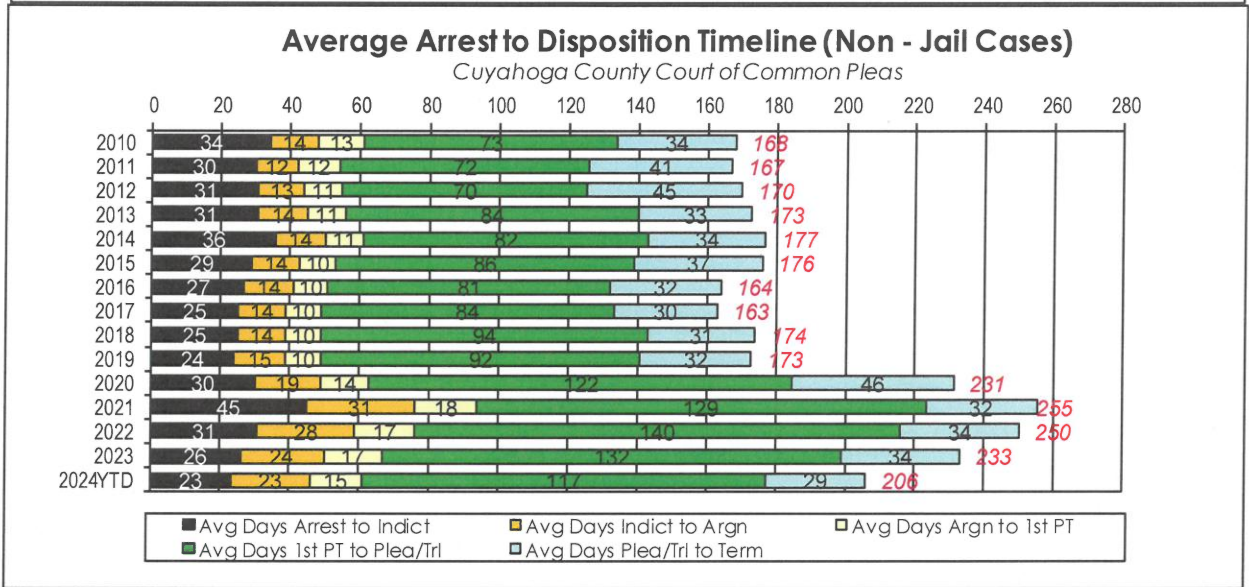
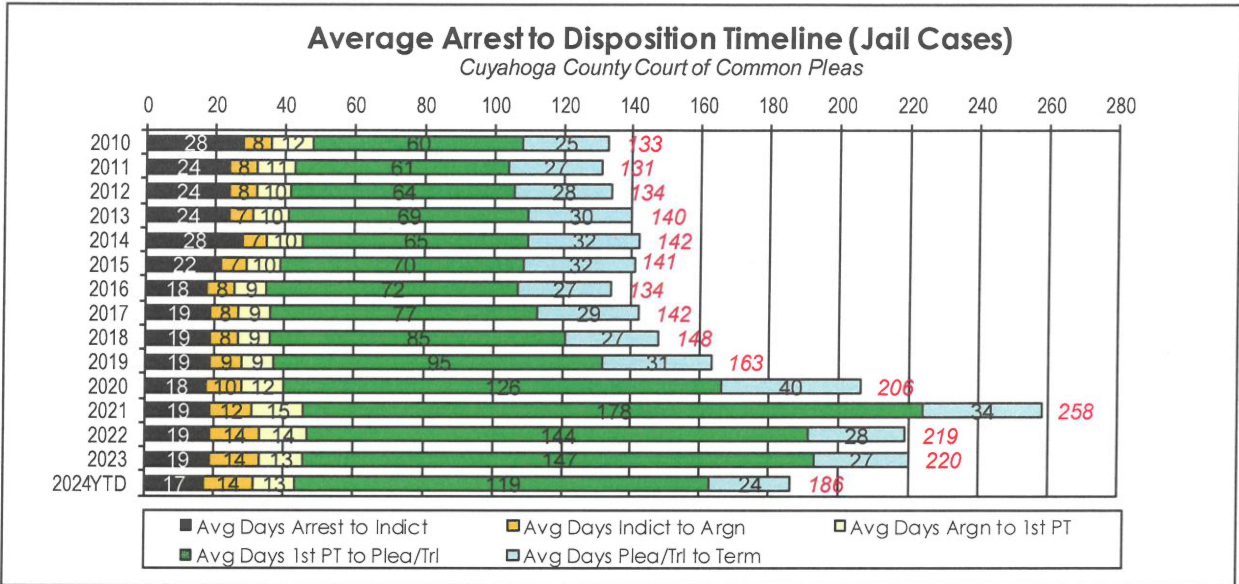
CUYAHOGA COUNTY COMMON PLEAS COURT

Average Arrest to Disposition Timeline (Jail and Non-Jail Cases)



CUYAHOGA COUNTY COMMON PLEAS COURT

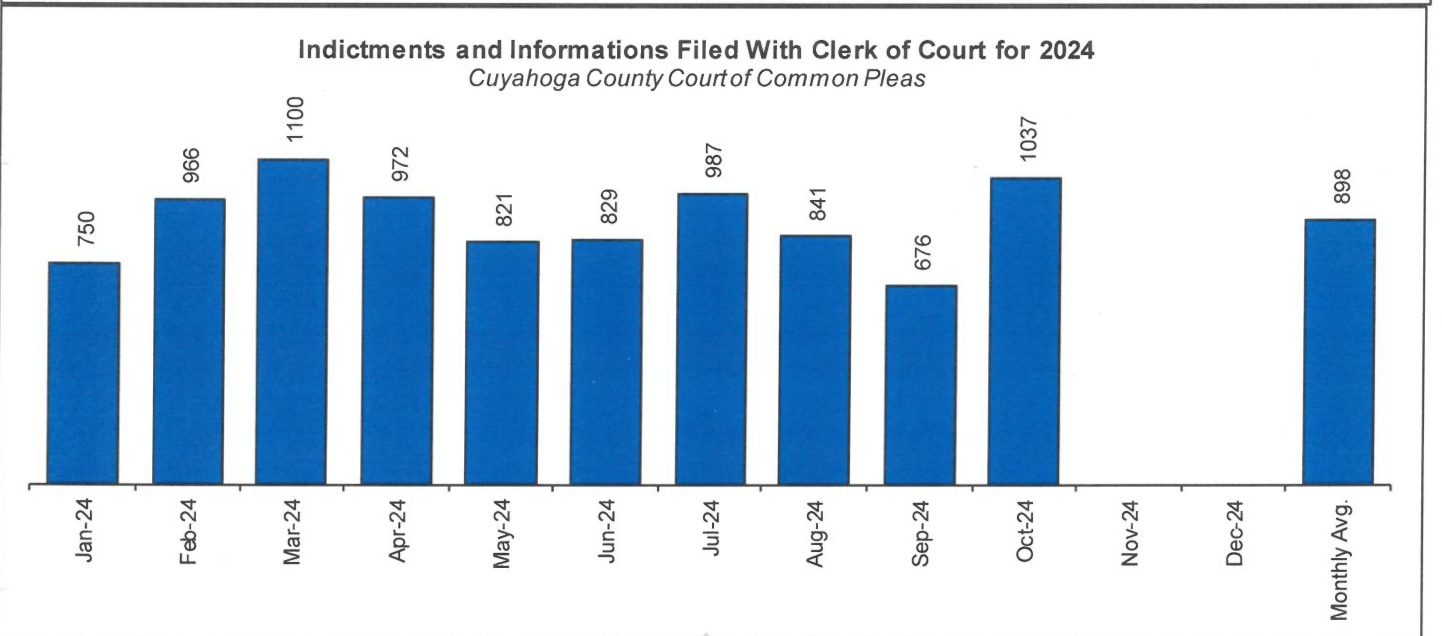
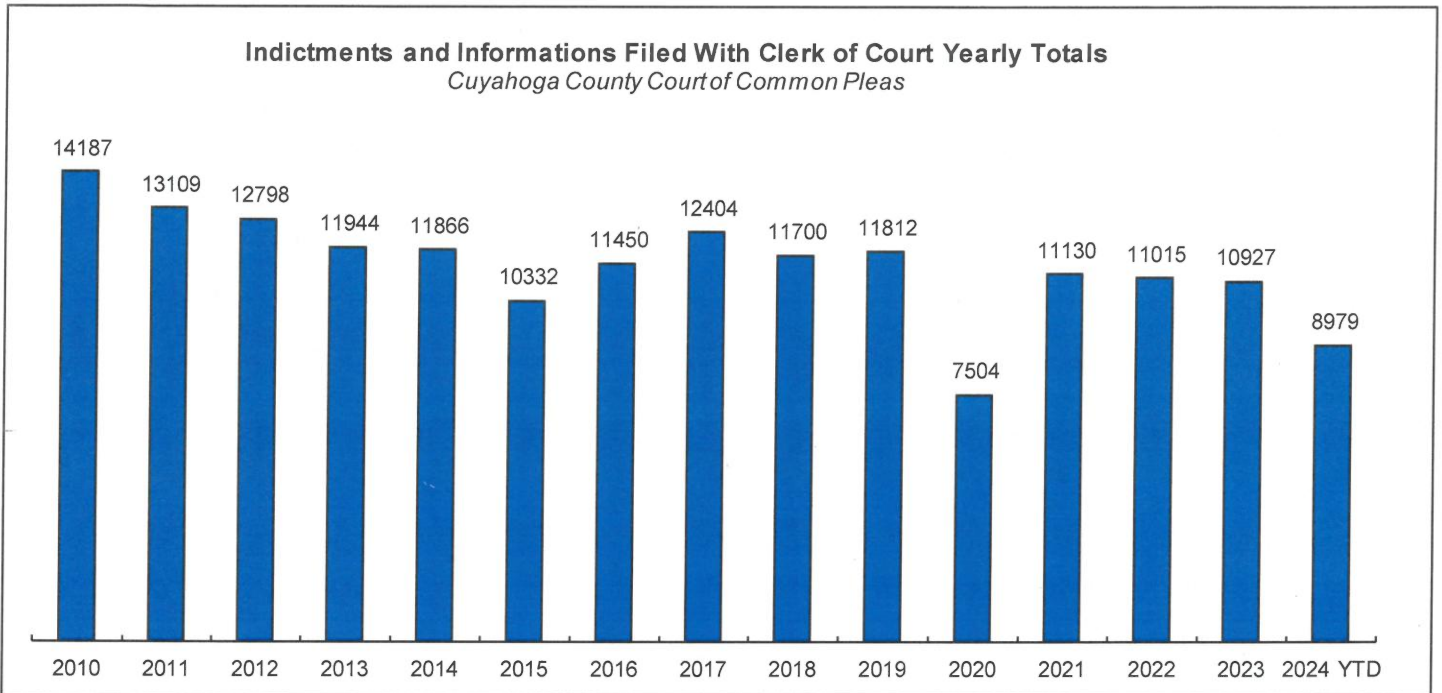
Yearly Average Arrest to Disposition Timeline



CUYAHOGA COUNTY COMMON PLEAS COURT

Indictments and Informations Filed With the Clerk of Courts

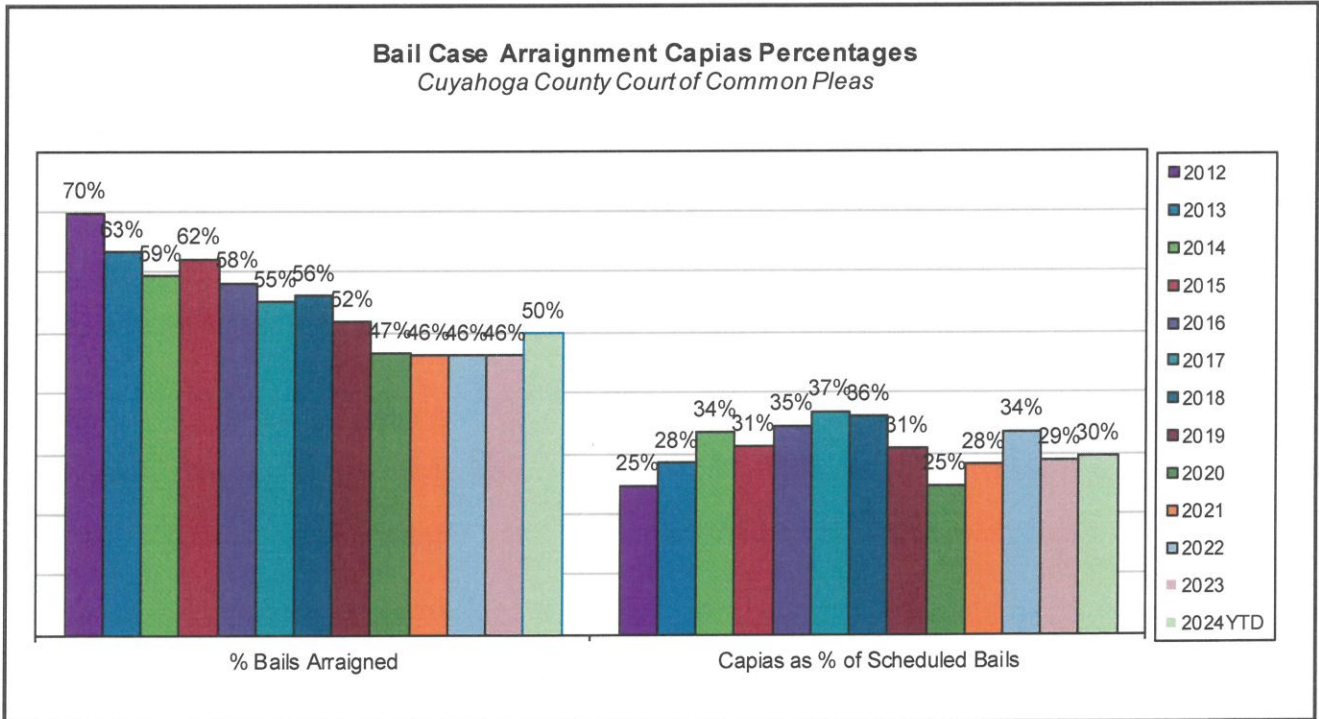
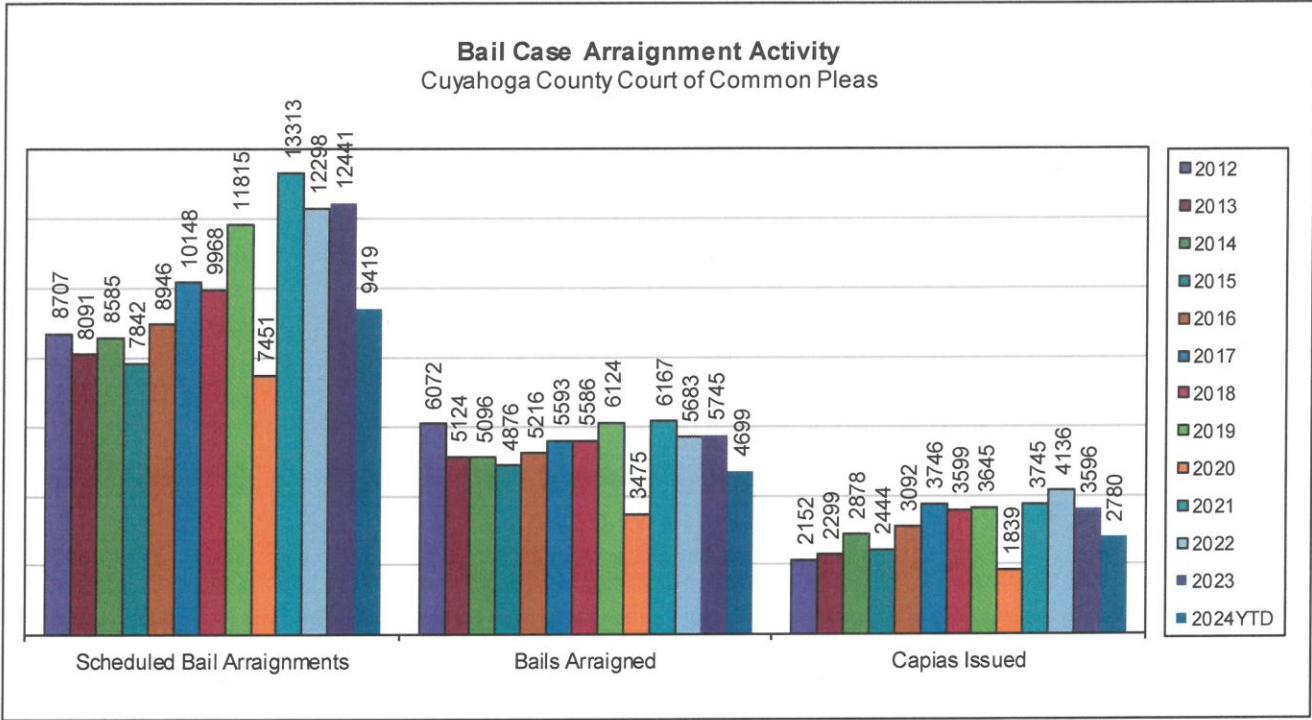
The following charts are reflective of Indictments and Informations filed with the Criminal Clerk of Courts from 2010. The source for this information was the Criminal Clerk's Office.



CUYAHOGA COUNTY COMMON PLEAS COURT

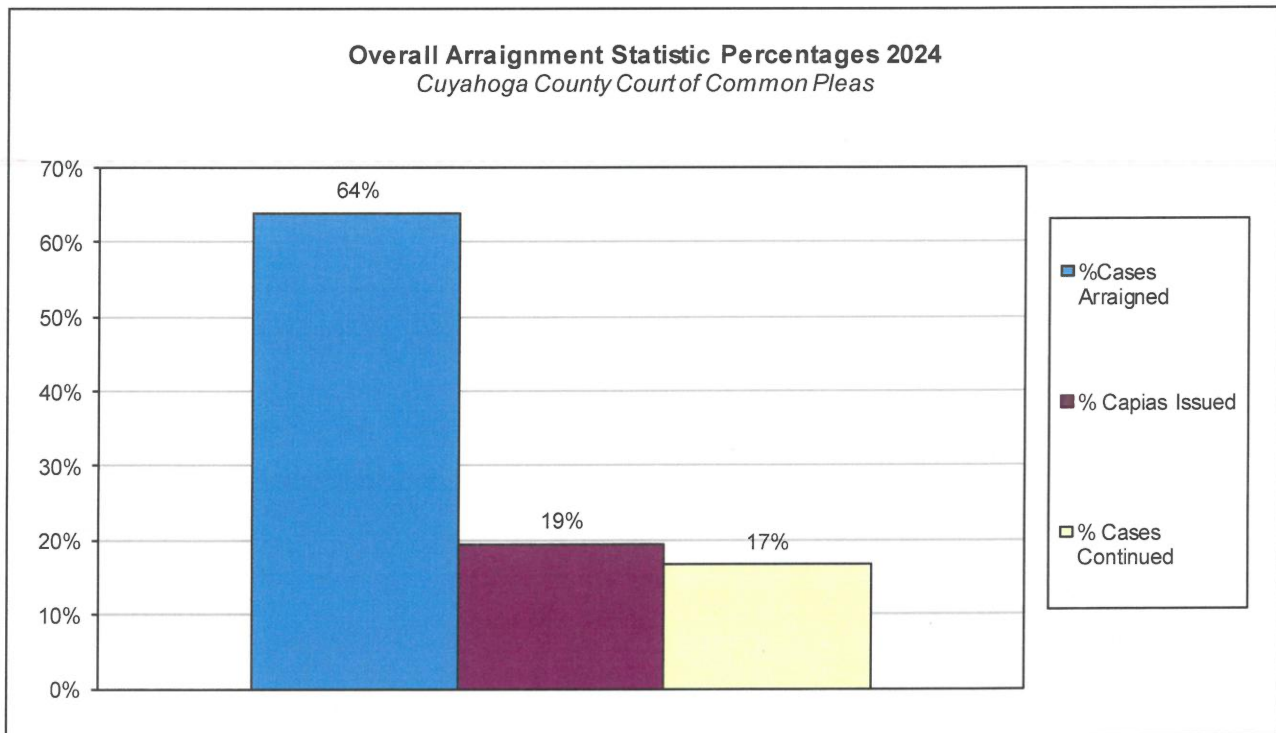
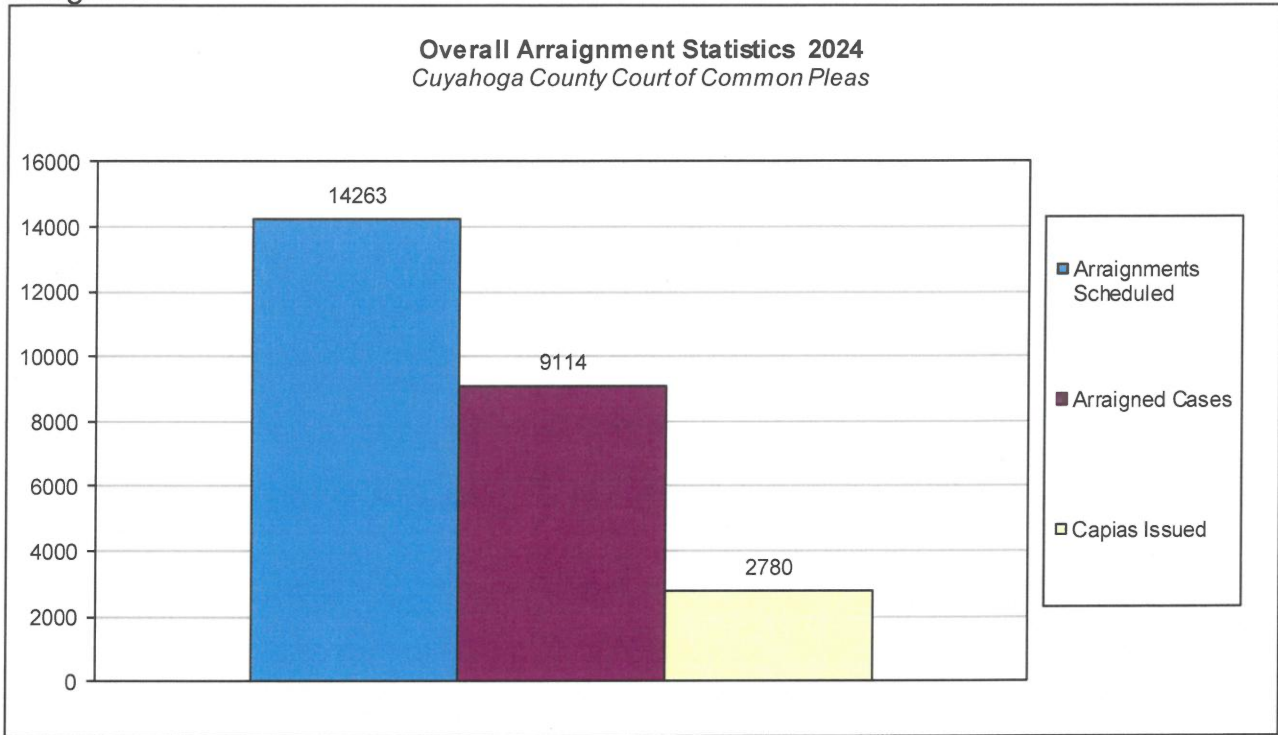
Bail Case Arraignment Activity

The following charts are reflective of arraignment activity where the defendant was not incarcerated at the time of arraignment. The source for this information was the Criminal Records Department.



Overall Arraignment Statistics

The arraignment statistics were provided by the Criminal Records Department. They are provided to give a representation of arraignment activity in the Court in 2024. These statistics include jail and non – jail arraignments.



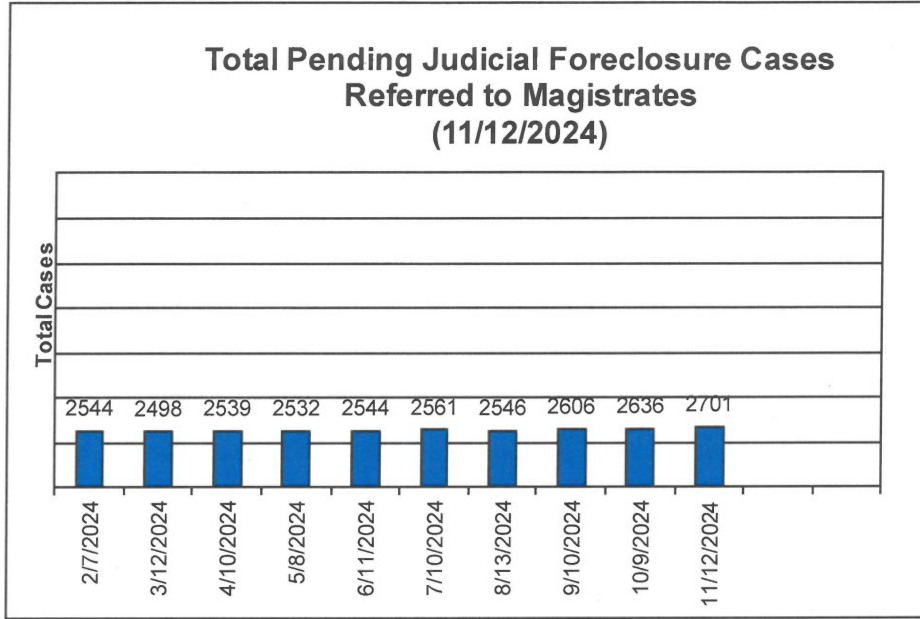
Judicial Foreclosure Statistics¹

¹ For clarification purposes, Foreclosure cases in this report are identified as Judicial Foreclosure filings (filing codes 1460 (Foreclosure Marsh. Of Lien), 1465(Tax Lien), 1466 (Tax Certificate), 1470 (Quiet Title), and 1480 (Partition)). These cases are different from Board of Revision Foreclosures, which are not reported here.

CUYAHOGA COUNTY COMMON PLEAS COURT

Total Pending Judicial Foreclosure Cases Referred to Magistrates

The following chart is a display of the total number of pending Judicial Foreclosure cases referred to the Magistrates on specific dates. The table below shows the number of these cases pending from each year since 2012.




	As of:	2/7/2024	3/12/2024	4/10/2024	5/8/2024	6/11/2024	7/10/2024	8/13/2024	9/10/2024	10/9/2024	11/12/2024		
Year													
2006					1	0	0	0	0	0	0		
2011		1	1	0	0	1	0	0	0	0	0		
2012		1	0	0	0	0	0	0	0	0	0		
2013		0	0	0	0	0	0	0	1	1	1		
2014		0	1	0	0	0	0	0	0	0	0		
2015		1	1	1	1	0	0	0	0	0	0		
2016		2	2	2	2	3	2	3	3	2	0		
2017		1	1	1	1	1	1	2	2	2	2		
2018		7	8	7	6	5	5	7	7	7	7		
2019		8	7	8	8	12	11	8	7	8	7		
2020		10	9	5	2	0	0	0	0	0	1		
2021		16	14	12	11	10	8	9	11	10	10		
2022		117	95	75	57	45	34	26	19	19	15		
2023		1966	1557	1310	1012	790	634	493	395	319	225		
2024		414	802	1118	1432	1677	1866	1998	2161	2268	2433		
Total		2544	2498	2539	2532	2544	2561	2546	2606	2636	2701		

CUYAHOGA COUNTY COMMON PLEAS COURT

Total Pending Tax Lien & Certificate Cases Referred to Magistrates

The following chart is a display of the number of pending tax Judicial Foreclosure cases referred to the Magistrates on specific dates. The table below shows the number of pending tax Judicial Foreclosure cases in each year since 2010.




	As of:	2/7/2024	3/12/2024	4/10/2024	5/8/2024	6/11/2024	7/10/2024	8/13/2024	9/10/2024	10/9/2024	11/12/2024		
Year													
2006					1	0	0	0	0	0	0		
2010		1	1	1	1	1	1	1	1	1	1		
2011		1	1	0	0	0	0	0	0	0	0		
2012		1	0	0	0	0	0	0	0	0	0		
2013		0	0	0	0	0	0	0	1	1	1		
2014		0	1	0	0	0	0	0	0	0	0		
2015		2	2	2	2	2	2	2	2	2	2		
2016		3	3	3	3	4	3	4	4	3	2		
2017		0	0	0	0	0	0	1	1	1	1		
2018		2	5	4	3	2	2	4	4	4	4		
2019		1	4	4	3	3	3	2	2	3	3		
2020		5	4	3	1	0	0	0	0	0	1		
2021		9	7	5	5	6	5	6	7	8	6		
2022		15	13	9	6	7	5	2	2	2	2		
2023		855	680	578	437	313	243	170	122	93	61		
2024		132	293	474	657	800	893	958	1075	1131	1219		
Total		1027	1014	1083	1118	1138	1157	1150	1221	1249	1303		

CUYAHOGA COUNTY COMMON PLEAS COURT

Percentage of Pending Judicial Foreclosure Cases By Filing Year

The following chart is a representation of the total number of pending Judicial Foreclosure cases by filing year expressed as a percentage on a specific date. The table below is the supporting data for this chart.

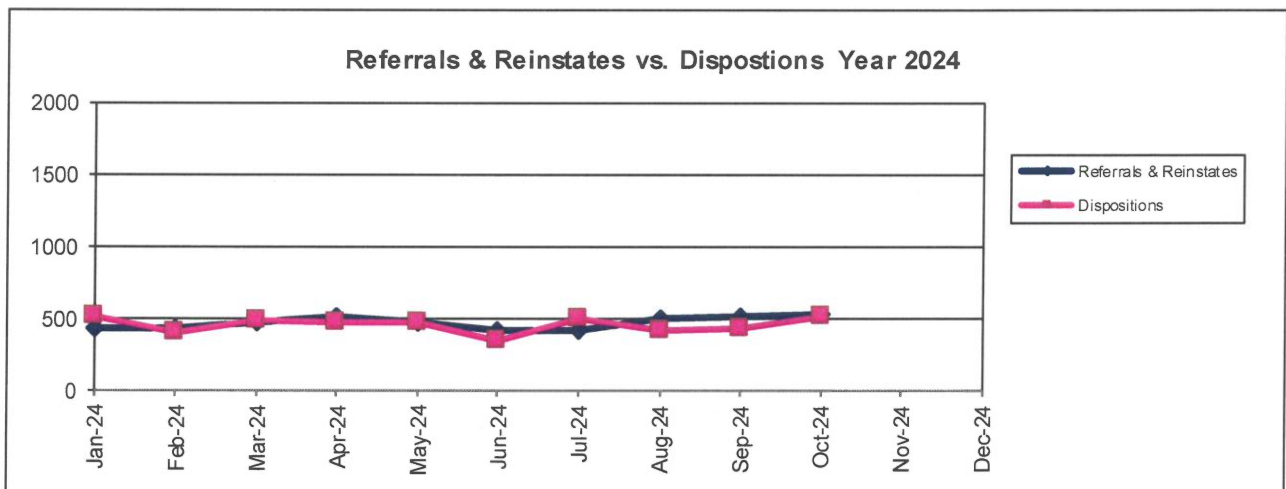
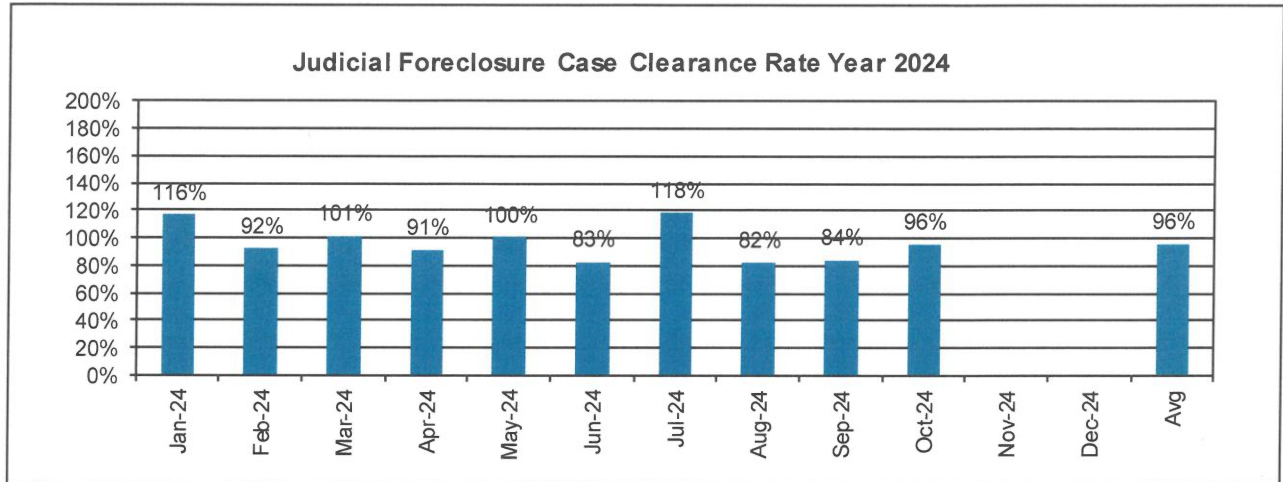


	As of:	11/12/2024	% of Total
Year			
2006		0	0.00%
2011		0	0.00%
2012		0	0.00%
2013		1	0.04%
2014		0	0.00%
2015		0	0.00%
2016		0	0.00%
2017		2	0.07%
2018		7	0.26%
2019		7	0.26%
2020		1	0.04%
2021		10	0.37%
2022		15	0.56%
2023		225	8.33%
2024		2433	90.08%
Total		2701	100.00%

CUYAHOGA COUNTY COMMON PLEAS COURT

Judicial Foreclosure Clearance Rate Year 2024

The Clearance Rate is the number of outgoing cases as a percentage of the number of incoming cases. Clearance rate measures whether the court is keeping up with its incoming caseload. If cases are not disposed in a timely manner, a backlog of cases awaiting disposition will grow. A Clearance Rate of 100% indicates that at least as many cases as have been filed, reopened, or reactivated in a period have been disposed.

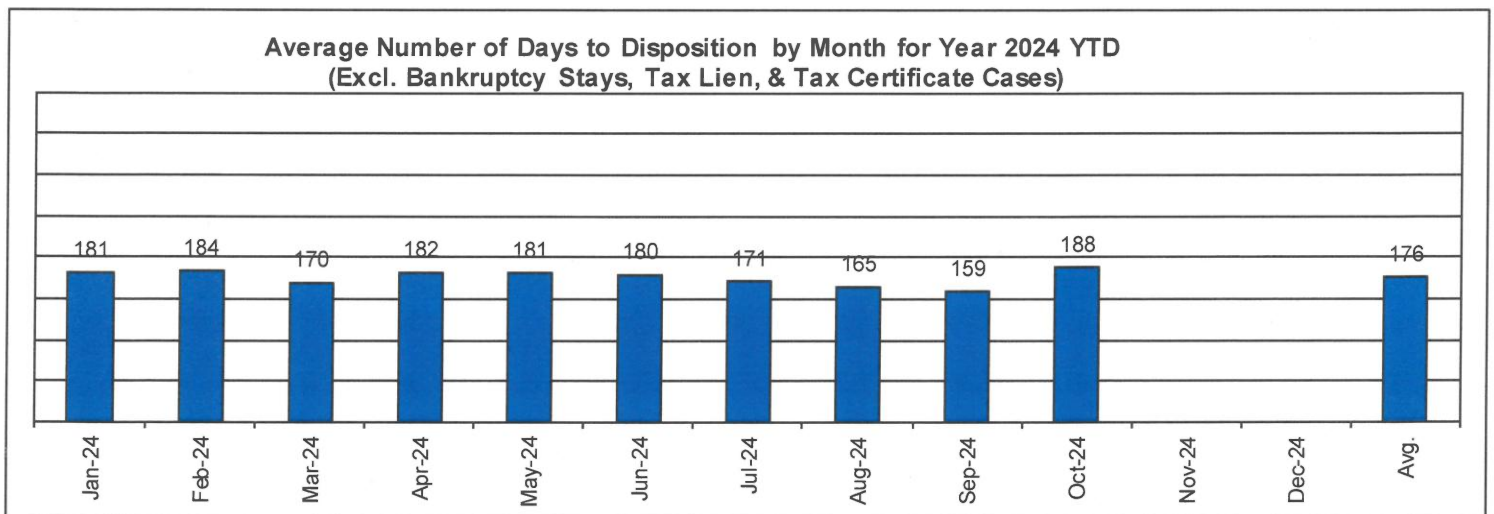
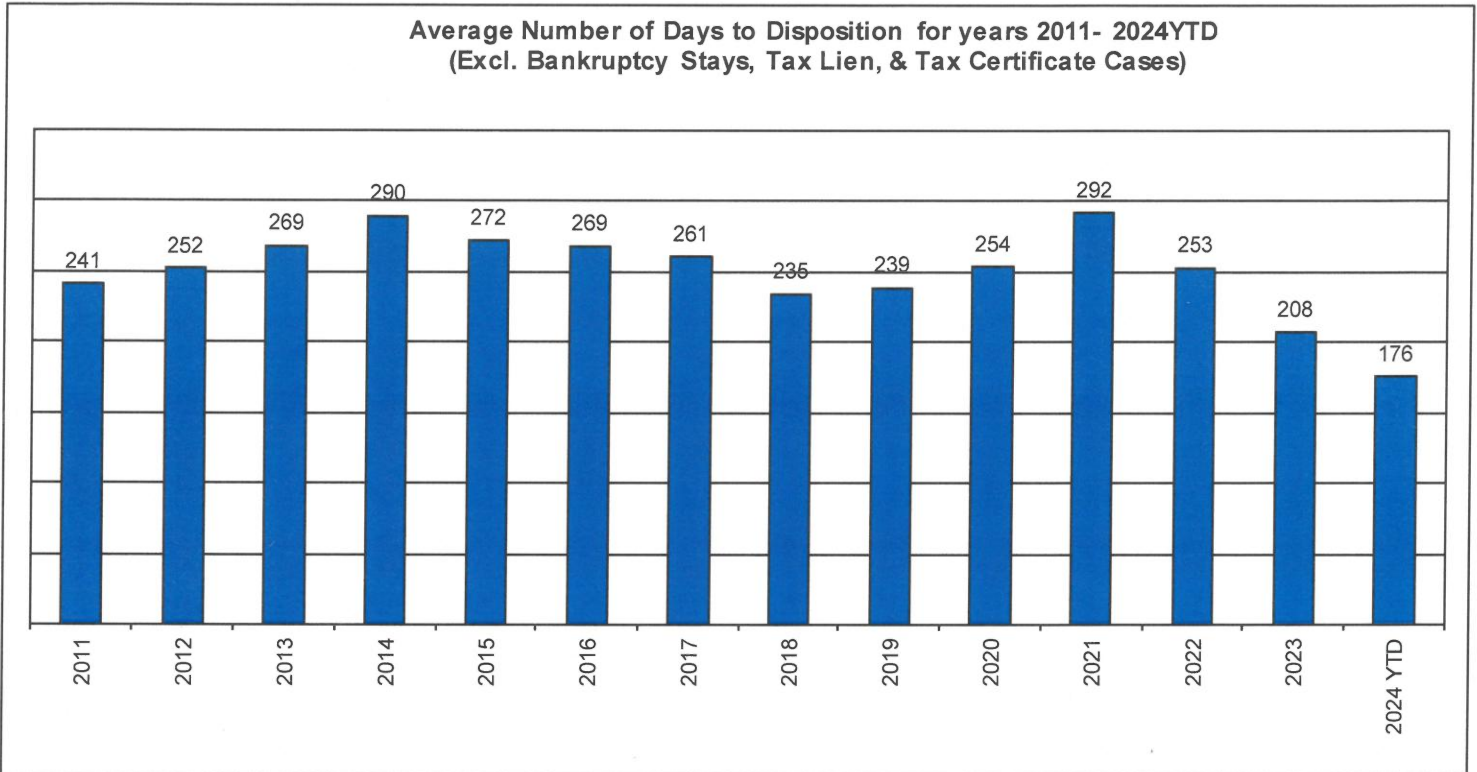


	Referrals & Reinstates	Dispositions	Clearance Rate
Jan-24	438	509	116%
Feb-24	439	403	92%
Mar-24	476	482	101%
Apr-24	521	475	91%
May-24	473	474	100%
Jun-24	421	348	83%
Jul-24	420	497	118%
Aug-24	505	414	82%
Sep-24	514	432	84%
Oct-24	534	510	96%
Nov-24			
Dec-24			
Avg	474	454	96%
Total	4741	4544	

CUYAHOGA COUNTY COMMON PLEAS COURT

Avg. Number of Days to Disp. (Excl. Bank. Stays & Tax Lien & Tax Cert.)

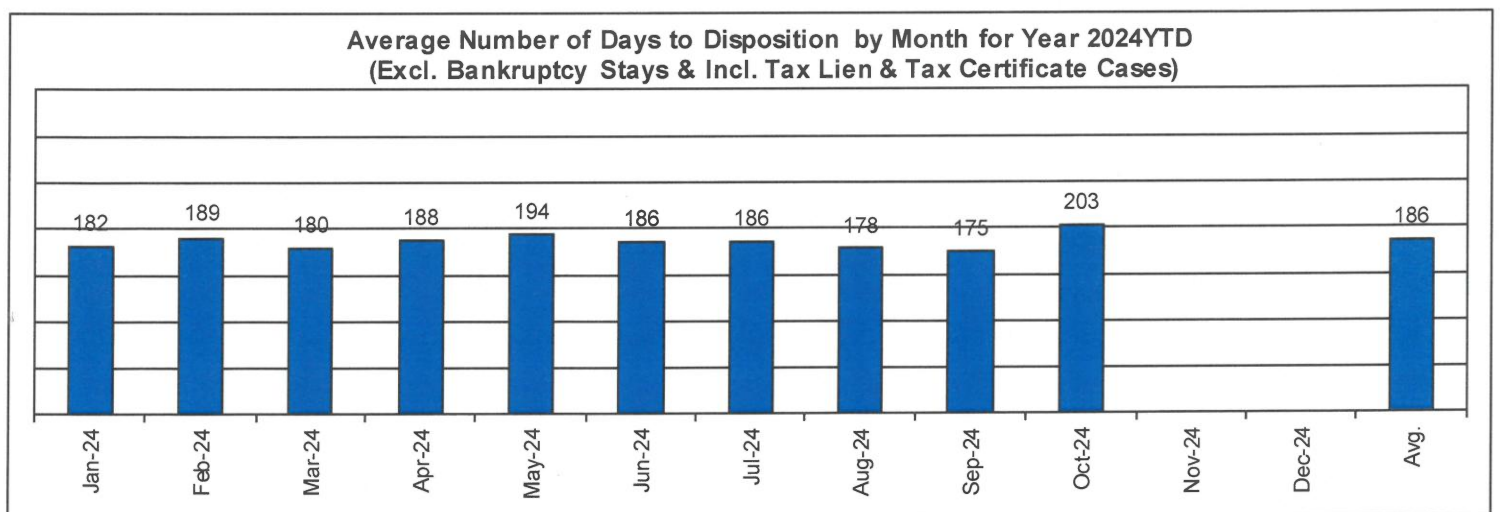
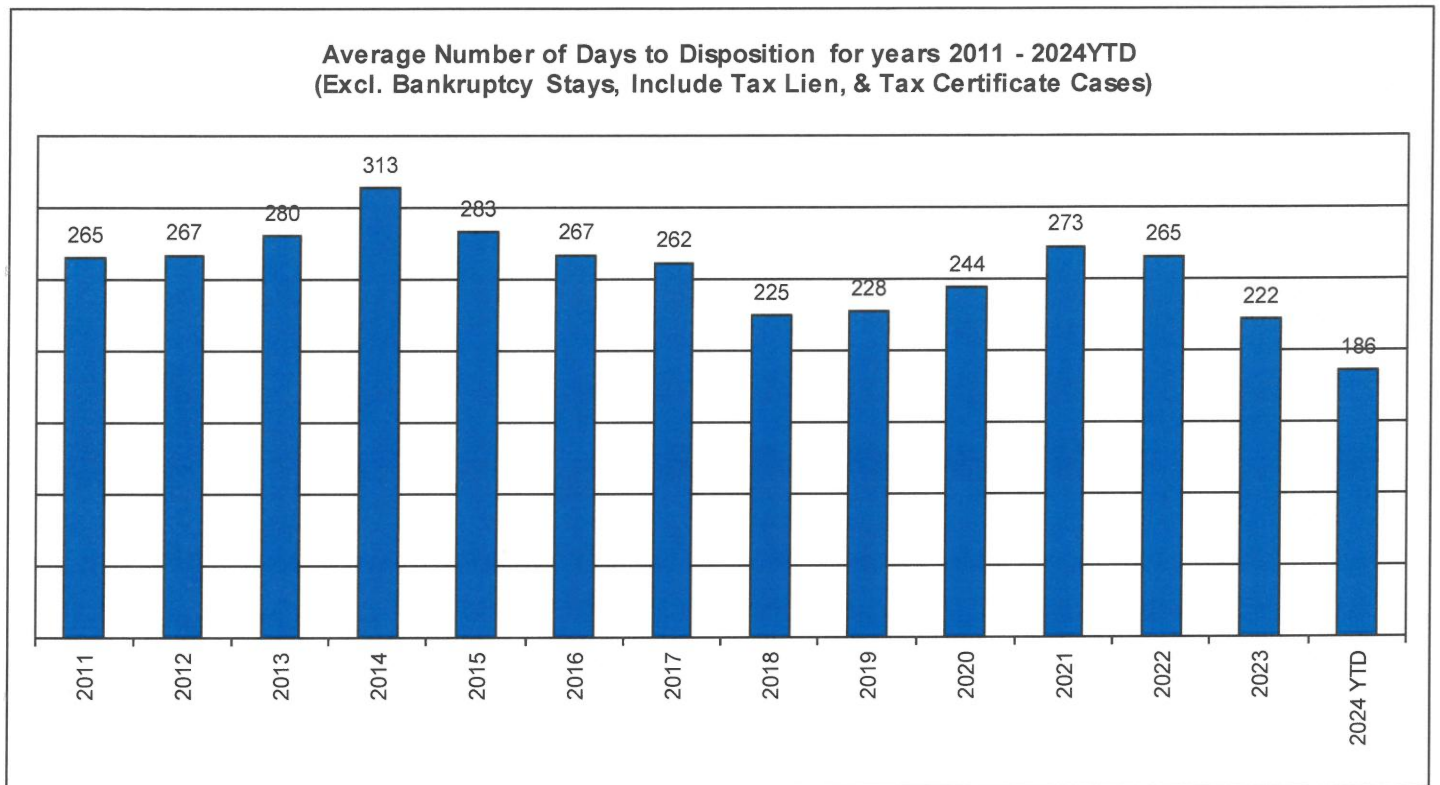
The average number of days to disposition is the number of days from filing to a final disposition entry being filed with the Clerk of Court. The data sample is based on all judicial foreclosure cases terminated by decree or dismissal (cases terminated by bankruptcy are not included) in a month. Each case is examined to determine the number of days between filing and termination with the periods that a case may have been in bankruptcy subtracted. Adding the total days of all of the cases minus bankruptcy periods and dividing by the total number of cases calculates the average. In the following chart, tax judicial foreclosure cases are excluded.



CUYAHOGA COUNTY COMMON PLEAS COURT

Avg. Number of Days to Disp. (Excl. Bank. Stays & Incl. Tax Lien & Tax Cert.)

The average number of days to disposition is the number of days from filing to a final disposition entry being filed with the Clerk of Court. The data sample is based on all Judicial Foreclosure cases terminated by decree or dismissal (cases terminated by bankruptcy are not included) in a month. Each case is examined to determine the number of days between filing and termination with the periods that a case may have been in bankruptcy subtracted. Adding the total days of all of the cases minus bankruptcy periods and dividing by the total number of cases calculates the average. In the following chart, all types of Judicial Foreclosure cases are included.

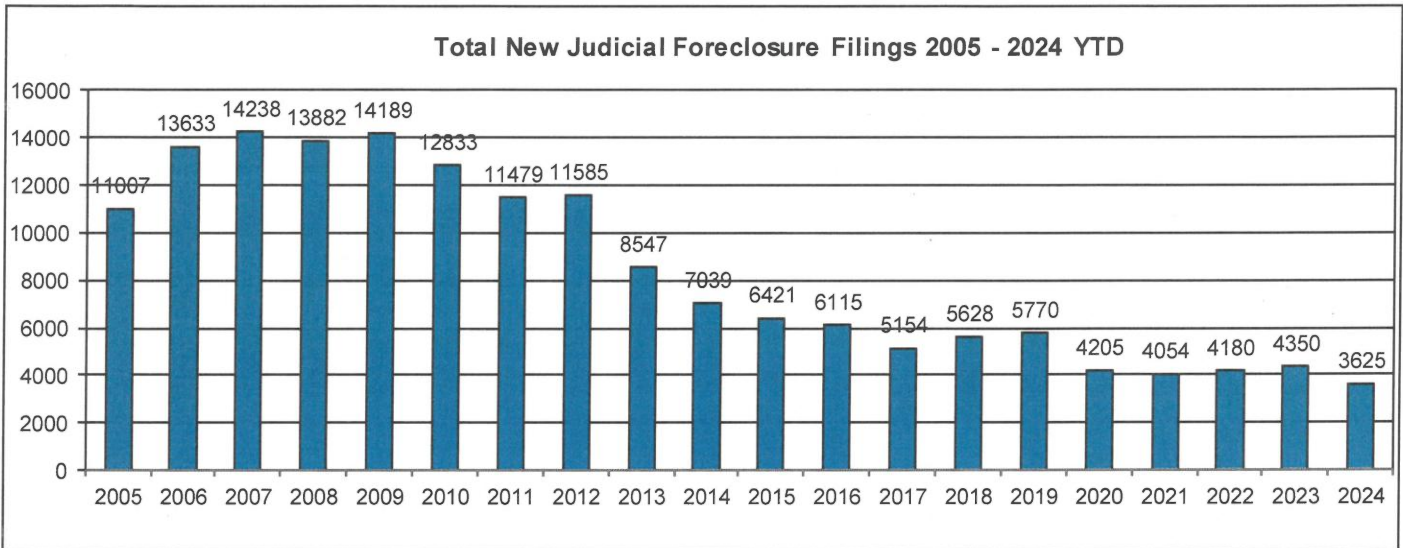


CUYAHOGA COUNTY COMMON PLEAS COURT

Total New Judicial Foreclosure Filings

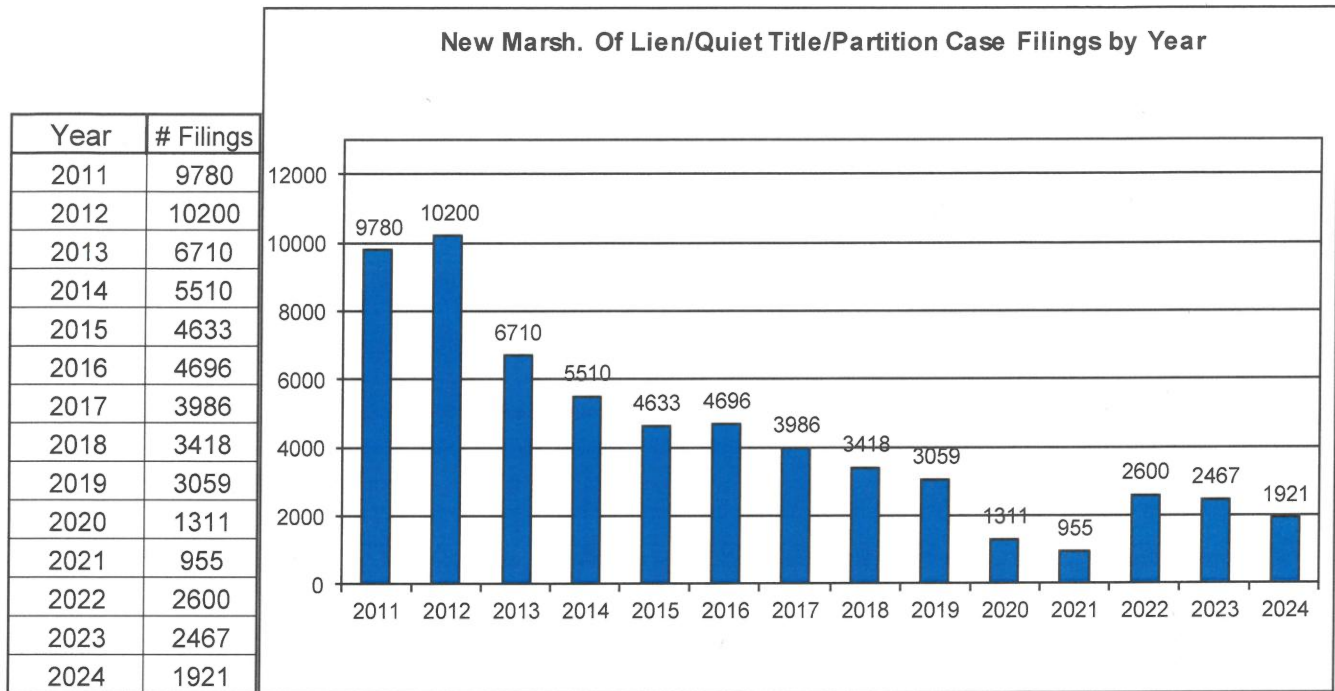
The following charts are provided as a historical view of new judicial foreclosure filings.

1. Total New Judicial Foreclosure Filings from 2005 – 2024 by year
2. Total New Marsh of Lien/Quiet Title/Partition Filings from 2011 – 2024 by month
3. Total New Tax Lien & Tax Certificate Filings for 2011 – 2024 by month
4. Total New Judicial Foreclosure Filings from 2011 – 2024 by month

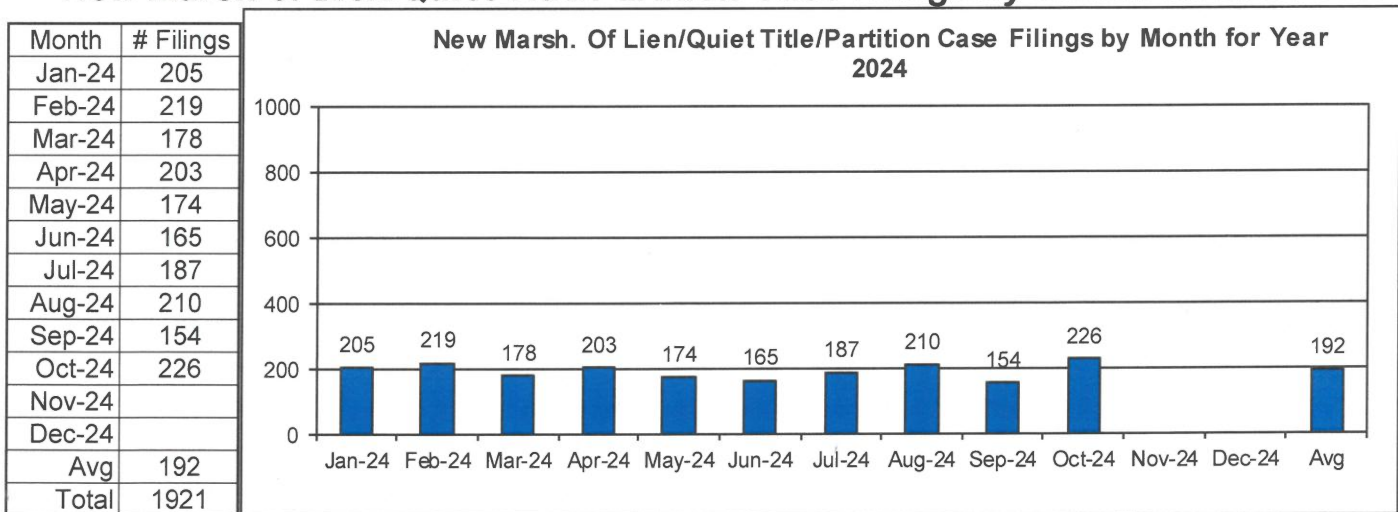


CUYAHOGA COUNTY COMMON PLEAS COURT

New Marsh of Lien/Quiet Title/Partition Case Filings for Years 2011 – 2024 YTD

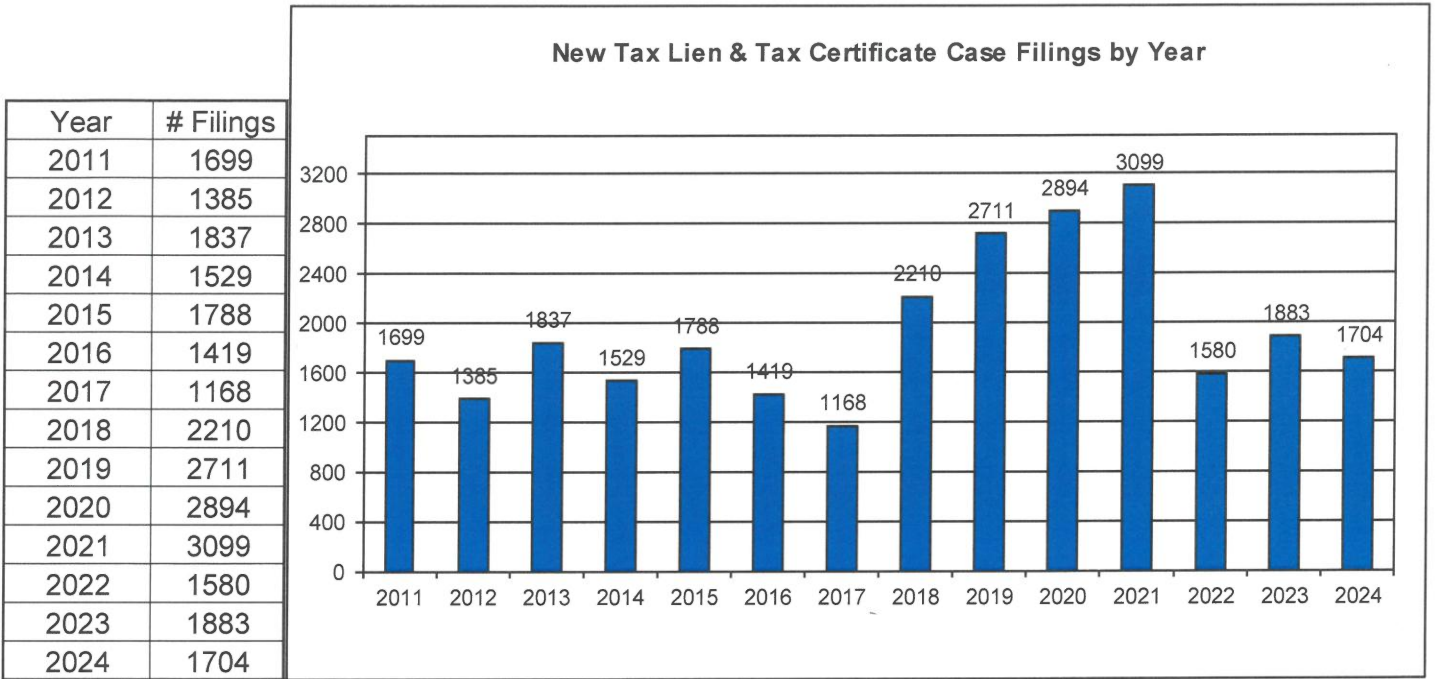


New Marsh of Lien/Quiet Title/Partition Case Filings by month for 2024 YTD

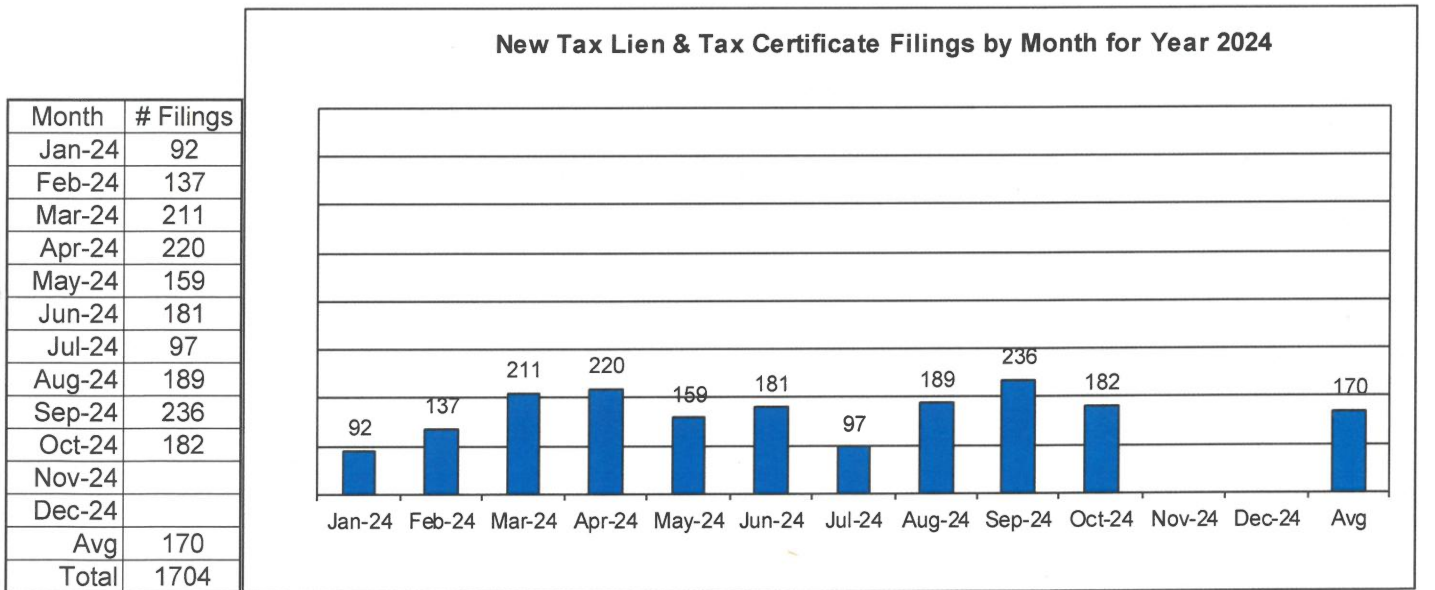


CUYAHOGA COUNTY COMMON PLEAS COURT

New Tax Lien & Certificate Filings for Years 2011 – 2024 YTD



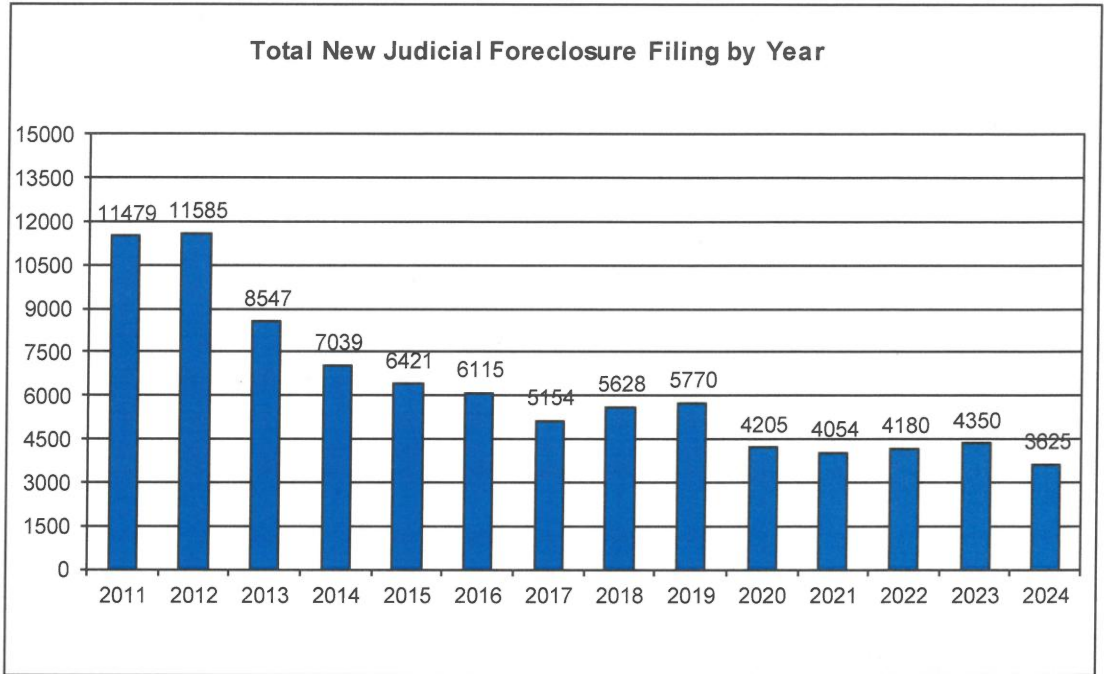
New Tax Lien & Certificate Filings by Month for Year 2024 YTD



CUYAHOGA COUNTY COMMON PLEAS COURT

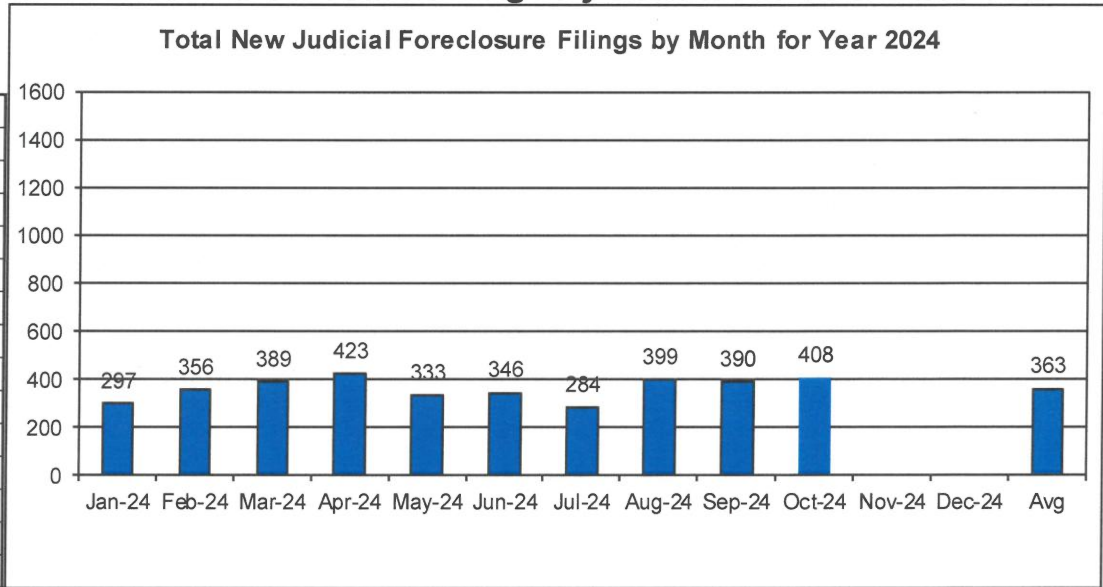
Total New Judicial Foreclosure Filings Years 2011 – 2024 YTD

Year	# Filings
2011	11479
2012	11585
2013	8547
2014	7039
2015	6421
2016	6115
2017	5154
2018	5628
2019	5770
2020	4205
2021	4054
2022	4180
2023	4350
2024YTD	3625



Total New Judicial Foreclosure Filings by Month for Year 2024 YTD

Month	# Filings
Jan-24	297
Feb-24	356
Mar-24	389
Apr-24	423
May-24	333
Jun-24	346
Jul-24	284
Aug-24	399
Sep-24	390
Oct-24	408
Nov-24	
Dec-24	
Avg	363
Total	3625



Magistrate's Monthly Reports

The Magistrates' Monthly Report consists of 5 reports. Below is a description of each.

Magistrate's Monthly Supplemental Journal Entry Report (R415)

Retrieves total number of supplemental entries and Decrees of Confirmation of Sheriff's sale created during a specific period. A supplemental entry is any journal created by a magistrate, which does not close out a case. For example, any magistrate's order (MG) setting a hearing, any journal entry (JE) ruling on a motion, journals confirming Sheriff's sales, etc.).

Magistrate's Full Disposition Count by Magistrate Report (R413)

Retrieves total number of cases disposed of during a specific period. The dispositions are grouped by Magistrate and then broken down by the type of disposition (i. e. Default, Dismissed with Prejudice, Dismissed without Prejudice, etc.) This report can be printed three different ways. Including tax cases (Full Dispositions), excluding tax cases (Non-Tax Dispositions), and Tax cases only (Tax Dispositions).

Magistrate's Monthly Cases Referred/Reinstated Report (R418)

Retrieves newly filed cases referred to the Magistrates Dept. and cases previously disposed by the Magistrates Dept. that are reinstated and re-referred to the magistrates. The cases are separated by Tax (filing code 1465; Tax Judicial Foreclosure & 1466; Tax Certificate Judicial Foreclosure) and Non-Tax (1460; Judicial Foreclosure Marsh. Of Lien, 1480; Partition, 1470; Quiet Title, misc. (i. e. 1391; Contract Other, etc.).

Magistrate's Monthly Hearing Totals Report (R3146)

Retrieves total number of hearings held during one month. The hearings are grouped by Magistrate and then broken down by what type hearing was held (i. e. Default, Pretrial, etc.).

Magistrate's Monthly Case Load Report (R3147)

Retrieves individual caseload totals for individual magistrates during a specific period. The cases are grouped by magistrate and then broken down by case type (i. e. tax judicial foreclosure, tax certificate judicial foreclosure and non-tax judicial foreclosure).

Magistrate's New Referrals/Assignments (R429)

Retrieves All cases referred to the Magistrate's Department. The cases are grouped by Magistrate and broken down into categories of CSPO (Filing Code 1491 Stalking Civil Protection Orders), Tax (1465; Tax Judicial Foreclosure & 1466; Tax Certificate Judicial Foreclosure), Non Tax (1460; Judicial Foreclosure Marsh. Of Lien, 1480; Partition, 1470; Quiet Title, misc. (i.e. 1391; Contract Other, etc.)).

CUYAHOGA COUNTY COURT OF COMMON PLEAS

DATE: 11/12/2024
TIME: 9:43 AM

OFFICE OF THE MAGISTRATES
MAGISTRATE'S MONTHLY SUPPLEMENTALS BY CASE
REPORTING PERIOD: OCTOBER 2024

PAGE: 1
CMSR415D

SUPPLEMENTALS

AUGUSTYN	109
BUCHA	216
DAY	323
DYKE	241
GOZELANCZYK	328
HEGYES	228
JACKSON	304
JACKSON	199
KLEIN	156
LUCAS	186
LUNSFORD	271
UNACCOUNTED FOR	0

TOTAL 2561

CONFIRMATIONS

TOTAL 1

CUYAHOGA COUNTY COURT OF COMMON PLEAS

OFFICE OF THE MAGISTRATES

Full Disposition Count by Magistrate

REPORTING PERIOD: FROM 10/01/2024 TO 10/31/2024

DATE: 11/12/2024

TIME: 9:44 AM

PAGE: 1

CMSR413

MagID	Dispose Type	Tax Cert.	Tax Treas.	Total
KCA				
	Bank	0	0	0
	Def	0	0	8
	Dism	0	4	9
	Ref. Vacate	0	0	0
	Court Trial	0	0	2
	Other	0	3	8
	MAG'S TOTAL	0	7	<u>27</u>

Decrees	337
Defaults	114
Other	185
Court Trial	38
Dismissals	163
Bankruptcy	10
Ref. Vacated	0
Grand Total	510

SMB				
	Bank	0	0	1
	Def	0	0	6
	Dism	0	2	9
	Ref. Vacate	0	0	0
	Court Trial	0	0	9
	Other	0	11	18
	MAG'S TOTAL	0	13	<u>43</u>

CD				
	Bank	0	0	2
	Def	0	0	10
	Dism	0	2	13
	Ref. Vacate	0	0	0
	Court Trial	0	0	0
	Other	0	5	11
	MAG'S TOTAL	0	7	<u>36</u>

JTD				
	Bank	0	0	1
	Def	0	0	9
	Dism	0	2	12
	Ref. Vacate	0	0	0
	Court Trial	0	0	0
	Other	0	17	18
	MAG'S TOTAL	0	19	<u>40</u>

BSG				
	Bank	0	1	3
	Def	0	0	11
	Dism	0	5	19
	Ref. Vacate	0	0	0
	Court Trial	0	0	0
	Other	0	16	30
	MAG'S TOTAL	0	22	<u>63</u>

DKH				
	Bank	0	0	0
	Def	0	0	13
	Dism	0	1	16
	Ref. Vacate	0	0	0
	Court Trial	0	0	6
	Other	0	9	14
	MAG'S TOTAL	0	10	<u>49</u>

ARJ				
	Bank	0	0	0
	Def	0	0	7
	Dism	0	0	17
	Ref. Vacate	0	0	0
	Court Trial	0	0	0
	Other	0	9	25
	MAG'S TOTAL	0	9	<u>49</u>

JLJ				
	Bank	0	0	1
	Def	0	0	7
	Dism	0	4	24

CUYAHOGA COUNTY COURT OF COMMON PLEAS

OFFICE OF THE MAGISTRATES

Full Disposition Count by Magistrate

REPORTING PERIOD: FROM 10/01/2024 TO 10/31/2024

DATE: 11/12/2024

TIME: 9:44 AM

PAGE: 2

CMSR413

MagID	Dispose Type	Tax Cert.	Tax Treas.	Total
	Ref. Vacate	0	0	0
	Court Trial	0	0	4
	Other	0	16	19
	MAG'S TOTAL	0	20	55
<hr/>				
MK	Bank	0	1	1
	Def	0	0	5
	Dism	0	5	14
	Ref. Vacate	0	0	0
	Court Trial	0	0	6
	Other	0	7	10
	MAG'S TOTAL	0	13	36
<hr/>				
PL	Bank	0	0	1
	Def	0	21	28
	Dism	0	8	16
	Ref. Vacate	0	0	0
	Court Trial	0	0	7
	Other	0	0	8
	MAG'S TOTAL	0	29	60
<hr/>				
GL	Bank	0	0	0
	Def	0	0	10
	Dism	0	3	14
	Ref. Vacate	0	0	0
	Court Trial	0	0	4
	Other	0	14	24
	MAG'S TOTAL	0	17	52

CUYAHOGA COUNTY COURT OF COMMON PLEAS

DATE: 11/12/2024
 TIME: 09:44 AM

OFFICE OF THE MAGISTRATES
 MAGISTRATE'S MONTHLY REF/REIN CASES
 FROM 10/01/2024 TO 10/31/2024

CMSR418

MAGISTRATE	NEW REFERRALS				REINSTATED			
	Tax Treas.	Tax Cert.	Non-Tax	Total	Tax Treas.	Tax Cert.	Non-Tax	Total
<u>AUGUSTYN/KEVIN/C</u>	5	1	22	28	0	0	0	0
<u>BUCHA/STEPHEN/M</u>	12	0	19	31	1	0	3	4
<u>DAY/CHRISTOPHER/</u>	21	0	38	59	0	0	3	3
<u>DYKE/JOHN/T</u>	12	0	24	36	0	1	1	2
<u>GOZELANCZYK/BRIAN/S</u>	15	0	30	45	0	0	2	2
<u>HEGYES/DEAN/K</u>	18	1	31	50	2	0	3	5
<u>JACKSON/AMY/R</u>	18	0	37	55	0	0	4	4
<u>JACKSON/JIM/L</u>	23	0	31	54	0	0	4	4
<u>KLEIN/MONICA/</u>	15	0	24	39	0	0	0	0
<u>LUCAS/PAUL/</u>	34	0	28	62	0	0	0	0
<u>LUNSFORD/GINA/</u>	19	0	30	49	0	0	2	2
<u>TOTAL</u>	192	2	314	508	3	1	22	26
<u>COMBINED TOTAL</u>	534							

CUYAHOGA COUNTY COURT OF COMMON PLEAS

**OFFICE OF THE MAGISTRATES
MAG MONTHLY HEARING TOTALS
Reporting Period: October 2024**

DATE: 11/12/2024
TIME: 09:44 AM

PAGE: 1
CMSR3146

Monthly Hearing Total 530

AUGUSTYN	
Default Hearings	0
Tax Hearings	0
Pretrials	33
<hr/>	
TOTAL:	33
BUCHA	
Default Hearings	0
Tax Hearings	0
Pretrials	46
<hr/>	
TOTAL:	46
DAY	
Default Hearings	0
Tax Hearings	0
Pretrials	40
<hr/>	
TOTAL:	40
DYKE	
Default Hearings	15
Tax Hearings	22
Pretrials	4
<hr/>	
TOTAL:	41
GOZELANCZYK	
Default Hearings	0
Tax Hearings	0
Pretrials	76
<hr/>	
TOTAL:	76
HEGYES	
Default Hearings	0
Tax Hearings	0
Pretrials	37
<hr/>	
TOTAL:	37
JACKSON	
Default Hearings	17
Tax Hearings	24
Pretrials	21
<hr/>	
TOTAL:	62
JACKSON	
Default Hearings	11
Tax Hearings	18
Pretrials	23
<hr/>	
TOTAL:	52
KLEIN	
Default Hearings	0
Tax Hearings	0
Pretrials	40
<hr/>	
TOTAL:	40
LUCAS	
Default Hearings	0
Tax Hearings	0
Pretrials	53
<hr/>	

CUYAHOGA COUNTY COURT OF COMMON PLEAS

OFFICE OF THE MAGISTRATES

MAG MONTHLY HEARING TOTALS

Reporting Period: October 2024

DATE: 11/12/2024
TIME: 09:44 AM

PAGE: 2
CMSR3146

TOTAL:	53
LUNSFORD	
Default Hearings	0
Tax Hearings	0
Pretrials	50
<hr/>	
TOTAL:	50

CUYAHOGA COUNTY COURT OF COMMON PLEAS

DATE: 11/12/2024
 TIME: 9:45 AM

Office of the Magistrates
 Magistrate's Monthly Case Load
 MONTH: OCTOBER 2024

PAGE: 1
 CMSR3147

Magistrate Name	Non Tax Total	Tax Cert.	Tax Treas.	Total Tax	CSPO	Total Cases
AUGUSTYN	59	2	52	54	6	119
BUCHA	71	0	60	60	9	140
DYKE	83	1	105	106	2	191
DAY	103	0	116	116	18	237
LUNSFORD	111	0	123	123	9	243
KLEIN	121	0	106	106	17	244
JACKSON	137	0	118	118	15	270
JACKSON	125	0	129	129	24	278
LUCAS	129	0	154	154	24	307
GOZELANCZYK	153	2	140	142	27	322
HEGYES	160	1	160	161	38	359
Non Tax Total:	1252	Cert. Tax Total: 6	Tax Treas. Total: 1263	Total Tax: 1269	Total Cases: 2710	

CUYAHOGA COUNTY COURT OF COMMON PLEAS

DATE: 11/12/2024
 TIME: 9:52 AM

OFFICE OF THE MAGISTRATES
 MAGISTRATE'S NEW REFERRALS / ASSIGNMENTS
 FROM 10/01/2024 TO 10/31/2024

CMSR429
 PAGE: 1

MAGISTRATE	NEW REFERRALS				Total
	CSPO	Tax Cert.	Tax Treas.	Non Tax	
<u>AUGUSTYN/KEVIN/C</u>	4	1	5	22	28
<u>BUCHA/STEPHEN/M</u>	5	0	12	19	31
<u>DAY/CHRISTOPHER/</u>	9	0	21	38	59
<u>DYKE/JOHN/T</u>	3	0	12	24	36
<u>GOZELANCZYK/BRIAN/S</u>	5	0	15	30	45
<u>HEGYES/DEAN/K</u>	7	1	18	31	50
<u>JACKSON/AMY/R</u>	14	0	18	37	55
<u>JACKSON/JIM/L</u>	12	0	23	31	54
<u>KLEIN/MONICA/</u>	7	0	15	24	39
<u>LUCAS/PAUL/</u>	7	0	34	28	62
<u>LUNSFORD/GINA/</u>	9	0	19	30	49
<u>Total</u>	82	2	192	314	508

Report CMSR1062 - Judicial Foreclosure Statistics by Judge

Report CMSR1062 provides a list of judicial foreclosure case activity for each Judge. The report identifies how many cases were pending at the beginning of the period. The new cases filed and cases that were transferred in or reactivated are added to the number pending at the beginning of the period. It then shows the type and number of terminations for the period. The total terminations are subtracted from the total pending which provides the pending at the end of the period.

CUYAHOGA COUNTY COURT OF COMMON PLEAS

DATE: 11/12/2024
TIME: 09:40 AM

Foreclosure Statistics by Judge
Reporting Period: October 2024

PAGE: 1
CMSR1062

Judge							
AMBROSE, DICK							
Pending at Beg of Period			New Cases Filed		Cases Transferred In / Reactivated		Total
	1		0		0		1
Terminations							
	Bankruptcy	Default	RefVacated	Court Trial	Dismiss	Other	Total
	0	0	0	0	0	0	0
Total Pending at End of Period							1
BELL, RICHARD A							
Pending at Beg of Period			New Cases Filed		Cases Transferred In / Reactivated		Total
	70		13		0		83
Terminations							
	Bankruptcy	Default	RefVacated	Court Trial	Dismiss	Other	Total
	0	3	0	0	3	7	13
Total Pending at End of Period							70
CALABRESE, DEENA R							
Pending at Beg of Period			New Cases Filed		Cases Transferred In / Reactivated		Total
	83		15		0		98
Terminations							
	Bankruptcy	Default	RefVacated	Court Trial	Dismiss	Other	Total
	0	1	0	0	6	3	10
Total Pending at End of Period							88
CLANCY, MAUREEN							
Pending at Beg of Period			New Cases Filed		Cases Transferred In / Reactivated		Total
	65		10		1		76
Terminations							
	Bankruptcy	Default	RefVacated	Court Trial	Dismiss	Other	Total
	0	4	0	0	3	8	15
Total Pending at End of Period							61
CLARY, TIMOTHY W.							
Pending at Beg of Period			New Cases Filed		Cases Transferred In / Reactivated		Total
	69		11		4		84
Terminations							
	Bankruptcy	Default	RefVacated	Court Trial	Dismiss	Other	Total
	0	2	0	0	3	5	10
Total Pending at End of Period							74
COLLIER-WILLIAMS, CASSANDRA							
Pending at Beg of Period			New Cases Filed		Cases Transferred In / Reactivated		Total
	66		9		1		76
Terminations							
	Bankruptcy	Default	RefVacated	Court Trial	Dismiss	Other	Total
	2	3	0	0	0	8	13
Total Pending at End of Period							63
CORRIGAN, PETER J							
Pending at Beg of Period			New Cases Filed		Cases Transferred In / Reactivated		Total
	46		6		2		54
Terminations							
	Bankruptcy	Default	RefVacated	Court Trial	Dismiss	Other	Total
	0	0	0	0	1	2	3
Total Pending at End of Period							51
FUERST, NANCY A							

CUYAHOGA COUNTY COURT OF COMMON PLEAS

DATE: 11/12/2024
TIME: 09:40 AM

Foreclosure Statistics by Judge
Reporting Period: October 2024

PAGE: 2
CMSR1062

Judge							
	Pending at Beg of Period		New Cases Filed		Cases Transferred In / Reactivated		Total
	79		15		1		95
Terminations	Bankruptcy	Default	RefVacated	Court Trial	Dismiss	Other	Total
	1	2	0	0	6	8	17
	Total Pending at End of Period						78
GALL, STEVEN E							
	Pending at Beg of Period		New Cases Filed		Cases Transferred In / Reactivated		Total
	59		8		2		69
Terminations	Bankruptcy	Default	RefVacated	Court Trial	Dismiss	Other	Total
	0	5	0	0	3	5	13
	Total Pending at End of Period						56
GALLAGHER, HOLLIE L							
	Pending at Beg of Period		New Cases Filed		Cases Transferred In / Reactivated		Total
	62		20		3		85
Terminations	Bankruptcy	Default	RefVacated	Court Trial	Dismiss	Other	Total
	1	3	0	0	2	6	12
	Total Pending at End of Period						73
GALLAGHER, KELLY ANN							
	Pending at Beg of Period		New Cases Filed		Cases Transferred In / Reactivated		Total
	86		9		1		96
Terminations	Bankruptcy	Default	RefVacated	Court Trial	Dismiss	Other	Total
	3	5	0	0	2	4	14
	Total Pending at End of Period						82
GALLAGHER, SHANNON M							
	Pending at Beg of Period		New Cases Filed		Cases Transferred In / Reactivated		Total
	71		14		4		89
Terminations	Bankruptcy	Default	RefVacated	Court Trial	Dismiss	Other	Total
	0	3	0	0	3	11	17
	Total Pending at End of Period						72
GAUL, DANIEL							
	Pending at Beg of Period		New Cases Filed		Cases Transferred In / Reactivated		Total
	70		13		2		85
Terminations	Bankruptcy	Default	RefVacated	Court Trial	Dismiss	Other	Total
	0	3	0	0	3	4	10
	Total Pending at End of Period						75
HAGAN, EMILY							
	Pending at Beg of Period		New Cases Filed		Cases Transferred In / Reactivated		Total
	74		8		0		82
Terminations	Bankruptcy	Default	RefVacated	Court Trial	Dismiss	Other	Total
	0	1	0	0	4	3	8
	Total Pending at End of Period						74
KELLEY, KEVIN J							

CUYAHOGA COUNTY COURT OF COMMON PLEAS

DATE: 11/12/2024
TIME: 09:40 AM

Foreclosure Statistics by Judge
Reporting Period: October 2024

PAGE: 3
CMSR1062

Judge							
	Pending at Beg of Period		New Cases Filed	Cases Transferred In / Reactivated			Total
	82		14	1			97
Terminations	Bankruptcy	Default	RefVacated	Court Trial	Dismiss	Other	Total
	0	3	0	0	3	13	19
	Total Pending at End of Period						78
KILBANE, ASHLEY							
	Pending at Beg of Period		New Cases Filed	Cases Transferred In / Reactivated			Total
	90		14	1			105
Terminations	Bankruptcy	Default	RefVacated	Court Trial	Dismiss	Other	Total
	0	2	0	0	7	3	12
	Total Pending at End of Period						93
MATIA, DAVID T							
	Pending at Beg of Period		New Cases Filed	Cases Transferred In / Reactivated			Total
	105		11	1			117
Terminations	Bankruptcy	Default	RefVacated	Court Trial	Dismiss	Other	Total
	0	4	0	0	1	5	10
	Total Pending at End of Period						107
MCCORMICK, TIMOTHY							
	Pending at Beg of Period		New Cases Filed	Cases Transferred In / Reactivated			Total
	55		14	2			71
Terminations	Bankruptcy	Default	RefVacated	Court Trial	Dismiss	Other	Total
	0	4	0	0	4	2	10
	Total Pending at End of Period						61
MCDONNELL, NANCY R							
	Pending at Beg of Period		New Cases Filed	Cases Transferred In / Reactivated			Total
	4		0	0			4
Terminations	Bankruptcy	Default	RefVacated	Court Trial	Dismiss	Other	Total
	0	0	0	0	0	0	0
	Total Pending at End of Period						4
MCGINTY, WILLIAM T							
	Pending at Beg of Period		New Cases Filed	Cases Transferred In / Reactivated			Total
	87		15	0			102
Terminations	Bankruptcy	Default	RefVacated	Court Trial	Dismiss	Other	Total
	0	2	0	0	4	7	13
	Total Pending at End of Period						89
MIDAY, SHERRIE							
	Pending at Beg of Period		New Cases Filed	Cases Transferred In / Reactivated			Total
	91		16	3			110
Terminations	Bankruptcy	Default	RefVacated	Court Trial	Dismiss	Other	Total
	0	2	0	0	7	9	18
	Total Pending at End of Period						92
MOONEY, BRIAN							

CUYAHOGA COUNTY COURT OF COMMON PLEAS

DATE: 11/12/2024
TIME: 09:40 AM

Foreclosure Statistics by Judge
Reporting Period: October 2024

PAGE: 4
CMSR1062

Judge							
	Pending at Beg of Period		New Cases Filed	Cases Transferred In / Reactivated			Total
	96		13	0			109
Terminations	Bankruptcy	Default	RefVacated	Court Trial	Dismiss	Other	Total
	0	9	0	0	6	3	18
	Total Pending at End of Period						91
O'DONNELL, JENNIFER							
	Pending at Beg of Period		New Cases Filed	Cases Transferred In / Reactivated			Total
	89		12	1			102
Terminations	Bankruptcy	Default	RefVacated	Court Trial	Dismiss	Other	Total
	0	5	0	0	3	3	11
	Total Pending at End of Period						91
O'DONNELL, JOHN P							
	Pending at Beg of Period		New Cases Filed	Cases Transferred In / Reactivated			Total
	52		11	1			64
Terminations	Bankruptcy	Default	RefVacated	Court Trial	Dismiss	Other	Total
	1	2	0	0	3	1	7
	Total Pending at End of Period						57
RUSSO, JOHN J							
	Pending at Beg of Period		New Cases Filed	Cases Transferred In / Reactivated			Total
	58		9	1			68
Terminations	Bankruptcy	Default	RefVacated	Court Trial	Dismiss	Other	Total
	1	3	0	0	2	7	13
	Total Pending at End of Period						55
RUSSO, NANCY MARGARET							
	Pending at Beg of Period		New Cases Filed	Cases Transferred In / Reactivated			Total
	58		9	0			67
Terminations	Bankruptcy	Default	RefVacated	Court Trial	Dismiss	Other	Total
	0	3	0	0	5	7	15
	Total Pending at End of Period						52
SAFFOLD, JEFFREY P							
	Pending at Beg of Period		New Cases Filed	Cases Transferred In / Reactivated			Total
	68		14	0			82
Terminations	Bankruptcy	Default	RefVacated	Court Trial	Dismiss	Other	Total
	0	1	0	0	3	4	8
	Total Pending at End of Period						74
SAFFOLD, SHIRLEY STRICKLAND							
	Pending at Beg of Period		New Cases Filed	Cases Transferred In / Reactivated			Total
	91		13	3			107
Terminations	Bankruptcy	Default	RefVacated	Court Trial	Dismiss	Other	Total
	0	3	0	0	5	4	12
	Total Pending at End of Period						95
SANTOLI, ANDREW J.							

CUYAHOGA COUNTY COURT OF COMMON PLEAS

DATE: 11/12/2024
TIME: 09:40 AM

Foreclosure Statistics by Judge
Reporting Period: October 2024

PAGE: 5
CMSR1062

Judge							
	Pending at Beg of Period		New Cases Filed	Cases Transferred In / Reactivated			Total
	85		9	0			94
Terminations	Bankruptcy	Default	RefVacated	Court Trial	Dismiss	Other	Total
	0	8	0	0	3	2	13
	Total Pending at End of Period						81
SHAUGHNESSY, MICHAEL P							
	Pending at Beg of Period		New Cases Filed	Cases Transferred In / Reactivated			Total
	57		10	2			69
Terminations	Bankruptcy	Default	RefVacated	Court Trial	Dismiss	Other	Total
	0	4	0	0	3	6	13
	Total Pending at End of Period						56
SHEEHAN, BRENDAN J							
	Pending at Beg of Period		New Cases Filed	Cases Transferred In / Reactivated			Total
	39		6	0			45
Terminations	Bankruptcy	Default	RefVacated	Court Trial	Dismiss	Other	Total
	0	2	0	0	2	2	6
	Total Pending at End of Period						39
SUTULA, JOHN D							
	Pending at Beg of Period		New Cases Filed	Cases Transferred In / Reactivated			Total
	100		17	1			118
Terminations	Bankruptcy	Default	RefVacated	Court Trial	Dismiss	Other	Total
	0	3	0	0	6	13	22
	Total Pending at End of Period						96
SUTULA, KATHLEEN ANN							
	Pending at Beg of Period		New Cases Filed	Cases Transferred In / Reactivated			Total
	72		13	1			86
Terminations	Bankruptcy	Default	RefVacated	Court Trial	Dismiss	Other	Total
	1	4	0	0	4	8	17
	Total Pending at End of Period						69
SYNENBERG, JOAN							
	Pending at Beg of Period		New Cases Filed	Cases Transferred In / Reactivated			Total
	76		16	1			93
Terminations	Bankruptcy	Default	RefVacated	Court Trial	Dismiss	Other	Total
	0	2	0	0	6	7	15
	Total Pending at End of Period						78
TURNER, DEBORAH M							
	Pending at Beg of Period		New Cases Filed	Cases Transferred In / Reactivated			Total
	80		7	1			88
Terminations	Bankruptcy	Default	RefVacated	Court Trial	Dismiss	Other	Total
	0	1	0	0	7	3	11
	Total Pending at End of Period						77
VODREY, WILLIAM F. B.							

CUYAHOGA COUNTY COURT OF COMMON PLEAS

DATE: 11/12/2024
TIME: 09:40 AM

Foreclosure Statistics by Judge
Reporting Period: October 2024

PAGE: 6
CMSR1062

Judge

	Pending at Beg of Period	New Cases Filed		Cases Transferred In / Reactivated			Total
	99		14		0		113
Terminations	Bankruptcy	Default	RefVacated	Court Trial	Dismiss	Other	Total
	0	11	0	0	3	5	19
					Total Pending at End of Period		94

Monthly Summary

MONTHLY SUMMARY

October 2024

NAME	PEND	ASSIGNED			TRIALS						DISP	PENDING				+	-
		CV	CR	TOT	JURY			COURT				CV	FR	CR	TOT		
Richard A. Bell	317	60	32	92	0	0	0	0	0	0	81	188	70	70	328	-11	
Deena R. Calabrese	394	58	37	95	0	0	0	0	0	0	65	219	88	117	424	-30	
Maureen Clancy	380	63	46	109	0	2	2	0	0	0	95	214	61	119	394	-14	
Timothy W. Clary	438	65	31	96	0	1	1	1	0	1	82	236	73	143	452	-14	
Cassandra Collier-Willia	426	60	34	94	0	0	0	0	2	2	83	251	63	123	437	-11	
Peter J. Corrigan	502	56	30	86	0	0	0	0	0	0	60	317	51	160	528	-26	
Nancy A. Fuerst	409	63	34	97	0	0	0	0	0	0	93	236	77	100	413	-4	
Steven E. Gall	446	56	35	91	0	1	1	0	0	0	69	266	55	147	468	-22	
Hollie L. Gallagher	395	64	25	89	0	2	2	0	0	0	77	230	70	107	407	-12	
Kelly A. Gallagher	455	62	27	89	0	0	0	1	1	2	93	284	80	87	451	+4	
Shannon M. Gallagher	361	64	35	99	0	0	0	0	0	0	79	213	72	96	381	-20	
Daniel Gaul	536	61	38	99	0	1	1	0	0	0	117	280	74	164	518	+18	
Emily Hagan	453	60	36	96	0	2	2	0	1	1	103	253	74	119	446	+7	
Kevin J. Kelley	485	62	40	102	0	1	1	0	0	0	98	239	77	173	489	-4	
Ashley Kilbane	486	63	35	98	0	0	0	0	0	0	112	231	90	151	472	+14	
David T. Matia	436	57	25	82	0	1	1	0	0	0	89	236	107	86	429	+7	
Timothy McCormick	416	62	35	97	0	0	0	0	0	0	89	283	61	80	424	-8	
William T. McGinty	449	60	29	89	0	0	0	1	2	3	75	271	87	105	463	-14	
Sherrie Miday	456	60	36	96	0	0	0	0	0	0	96	236	91	129	456	0	
Brian Mooney	476	59	40	99	0	0	0	0	0	0	104	233	90	148	471	+5	
Jennifer O'Donnell	474	61	34	95	0	0	0	0	0	0	93	253	91	132	476	-2	
John P. O'Donnell	373	57	31	88	0	0	0	1	0	1	77	223	57	104	384	-11	
John J. Russo	385	54	35	89	0	0	0	0	0	0	83	232	54	105	391	-6	
Nancy Margaret Russo	240	66	29	95	0	1	1	0	0	0	91	143	51	50	244	-4	
Jeffrey P. Saffold	393	65	27	92	0	0	0	0	1	1	89	253	73	70	396	-3	
Shirley Strickland Saffold	510	62	32	94	0	0	0	1	0	1	94	269	95	146	510	0	
Andrew J. Santoli	426	61	40	101	0	1	1	0	0	0	76	265	78	108	451	-25	
Michael P. Shaughnessy	403	65	33	98	1	0	1	0	0	0	100	232	56	113	401	+2	
Brendan J. Sheehan	164	29	3	32	0	1	1	2	1	3	30	100	39	27	166	-2	
John D. Sutula	586	64	51	115	0	0	0	0	1	1	108	239	96	258	593	-7	
Kathleen Ann Sutula	561	63	35	98	0	0	0	1	0	1	82	282	67	228	577	-16	
Joan Synenberg	409	62	40	102	0	0	0	1	0	1	96	227	78	110	415	-6	
Deborah M. Turner	489	59	33	92	0	1	1	3	0	3	108	260	77	136	473	+16	
William F.B. Vodrey	509	59	38	97	0	1	1	0	0	0	111	230	93	172	495	+14	
TOTALS	14638	2042	1141	3183	1	16	17	12	9	21	2998	8124	2516	4183	14823	-185	

Year to Date Summary

SUMMARY FOR THE COURT

January - October 2024

NAME	PEND	ASSIGNED			TRIALS						DISP	PENDING				+	-
		CV	CR	TOT	JURY			COURT				CV	FR	CR	TOT		
Richard A. Bell	319	521	286	807	0	8	8	2	0	2	798	188	70	70	328	-9	
Deena R. Calabrese	405	521	338	859	0	2	2	1	0	1	840	219	88	117	424	-19	
Maureen Clancy	384	508	330	838	0	12	12	3	0	3	828	214	61	119	394	-10	
Timothy W. Clary	441	516	322	838	1	6	7	5	1	6	827	236	73	143	452	-11	
Cassandra Collier-Willia	504	501	339	840	1	2	3	0	8	8	907	251	63	123	437	+67	
Peter J. Corrigan	519	461	311	772	0	3	3	0	0	0	763	317	51	160	528	-9	
Nancy A. Fuerst	371	503	311	814	0	4	4	1	0	1	772	236	77	100	413	-42	
Steven E. Gall	466	512	358	870	1	8	9	0	0	0	868	266	55	147	468	-2	
Hollie L. Gallagher	366	521	301	822	1	7	8	7	1	8	781	230	70	107	407	-41	
Kelly A. Gallagher	460	514	285	799	3	3	6	3	2	5	808	284	80	87	451	+9	
Shannon M. Gallagher	374	527	305	832	0	0	0	3	1	4	825	213	72	96	381	-7	
Daniel Gaul	509	518	374	892	0	5	5	1	1	2	883	280	74	164	518	-9	
Emily Hagan	420	518	341	859	1	3	4	1	6	7	833	253	74	119	446	-26	
Kevin J. Kelley	501	517	333	850	2	7	9	1	4	5	862	239	77	173	489	+12	
Ashley Kilbane	443	511	295	806	0	4	4	0	0	0	777	231	90	151	472	-29	
David T. Matia	415	511	265	776	0	2	2	0	1	1	762	236	107	86	429	-14	
Timothy McCormick	415	502	326	828	2	2	4	0	3	3	819	283	61	80	424	-9	
William T. McGinty	455	512	321	833	1	3	4	2	9	11	825	271	87	105	463	-8	
Sherrie Miday	421	517	308	825	0	1	1	0	2	2	790	236	91	129	456	-35	
Brian Mooney	466	501	317	818	2	3	5	2	2	4	813	233	90	148	471	-5	
Jennifer O'Donnell	475	528	309	837	1	2	3	0	3	3	836	253	91	132	476	-1	
John P. O'Donnell	419	497	315	812	3	7	10	4	1	5	847	223	57	104	384	+35	
John J. Russo	387	476	324	800	0	5	5	0	2	2	796	232	54	105	391	-4	
Nancy Margaret Russo	246	539	271	810	1	5	6	1	4	5	812	143	51	50	244	+2	
Jeffrey P. Saffold	500	520	301	821	2	3	5	0	5	5	925	253	73	70	396	+104	
Shirley Strickland Saffold	375	509	317	826	0	4	4	1	0	1	691	269	95	146	510	-135	
Andrew J. Santoli	431	509	345	854	1	4	5	0	3	3	834	265	78	108	451	-20	
Michael P. Shaughnessy	364	514	312	826	1	2	3	0	0	0	789	232	56	113	401	-37	
Brendan J. Sheehan	180	260	108	368	3	2	5	4	1	5	382	100	39	27	166	+14	
John D. Sutula	572	514	391	905	1	10	11	0	3	3	884	239	96	258	593	-21	
Kathleen Ann Sutula	546	512	335	847	0	3	3	1	2	3	816	282	67	228	577	-31	
Joan Synenberg	423	508	328	836	0	2	2	1	2	3	844	227	78	110	415	+8	
Deborah M. Turner	493	519	323	842	1	3	4	3	4	7	862	260	77	136	473	+20	
William F.B. Vodrey	495	508	347	855	2	10	12	0	2	2	855	230	93	172	495	0	
TOTALS	14560	17125	10692	27817	31	147	178	47	73	120	27554	8124	2516	4183	14823	-263	

Corrections/Adjustments