



CUYAHOGA COUNTY COMMON PLEAS COURT

***Statistics Report
September 2024***

***Brendan J. Sheehan
Administrative and Presiding Judge***

TABLE OF CONTENTS

Criminal Statistics

Newly Filed, Re-Activated and Transferred in Cases _____ 4

Yearly Criminal Terminations _____ 5

Pending Criminal Cases End of Period _____ 6

Clearance Rate _____ 7

Arrest to Disposition Timeline _____ 8

Average Arrest to Disposition Timeline (Jail Cases) _____ 9

Average Arrest to Disposition Timeline (Non-Jail Cases) _____ 10

Average Arrest to Disposition Timeline (Jail and Non-Jail Cases) _____ 11

Yearly Average Arrest to Disposition Timeline _____ 12

Indictments and Informations Filed With the Clerk of Courts _____ 13

Bail Case Arraignment Activity _____ 14

Overall Arraignment Statistics _____ 15

Foreclosure Statistics

Total Pending Judicial Foreclosure Cases Referred to Magistrates _____ 17

Total Pending Tax Lien & Certificate Cases Referred to Magistrates _____ 18

Percentage of Pending Judicial Foreclosure Cases By Filing Year _____ 19

Judicial Foreclosure Clearance Rate Year 2024 _____ 20

Avg. Number of Days to Disp. (Excl. Bank. Stays & Tax Lien & Tax Cert.) _____ 21

Avg. Number of Days to Disp. (Excl. Bank. Stays & Incl. Tax Lien & Tax Cert.) _____ 22

Total New Judicial Foreclosure Filings _____ 23

New Marsh of Lien/Quiet Title/Partition Case Filings for Years 2011 – 2024 YTD _____ 23

New Marsh of Lien/Quiet Title/Partition Case Filings by month for 2024 YTD _____ 24

New Tax Lien & Certificate Filings for Years 2011 – 2024 YTD _____ 25

New Tax Lien & Certificate Filings by Month for Year 2024 YTD _____ 25

Total New Judicial Foreclosure Filings Years 2011 – 2024 YTD _____ 26

Total New Judicial Foreclosure Filings by Month for Year 2024 YTD _____ 26

Magistrate’s Monthly Reports _____ 27

Report CMSR1062 - Judicial Foreclosure Statistics by Judge _____ 35

Monthly Summary _____ 41

Year to Date Summary _____ 43

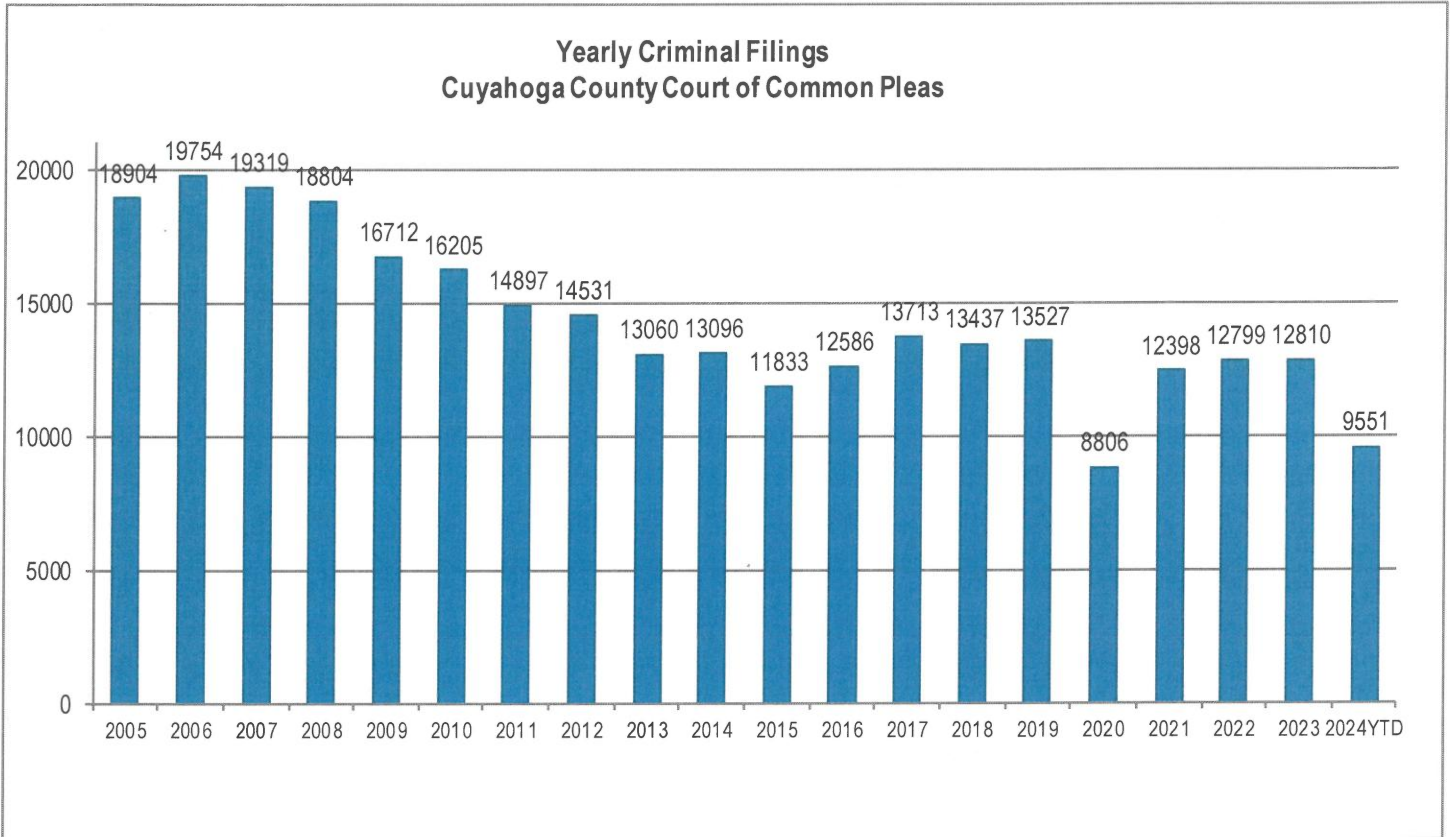
Corrections/Adjustments _____ 45

Criminal Case Statistics

CUYAHOGA COUNTY COMMON PLEAS COURT

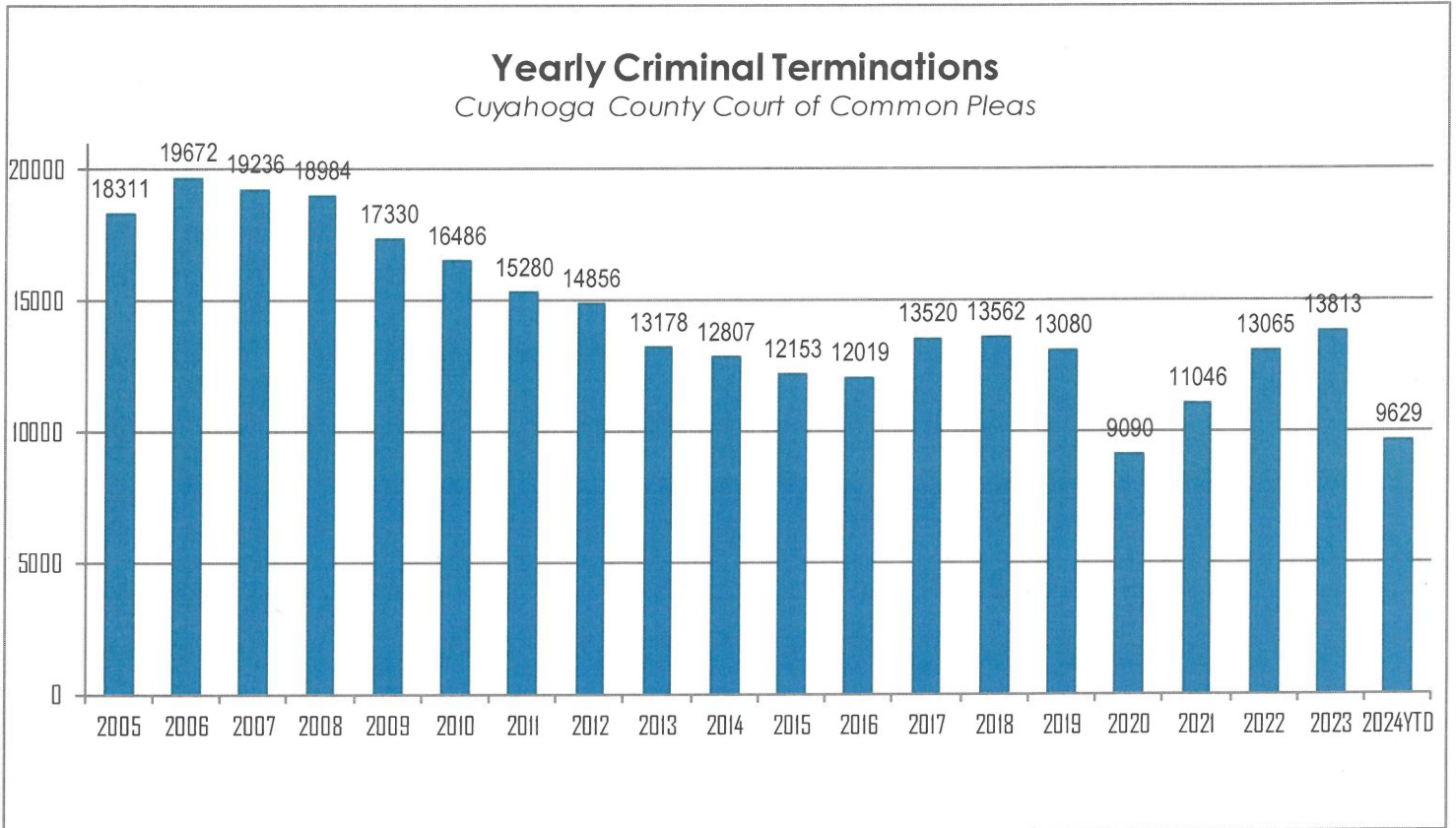
Newly Filed, Re-Activated and Transferred in Cases

The following chart is a representation of all filed cases in Cuyahoga County Court of Common Pleas from 2005 – September 2024. Newly filed cases are defined as having been arraigned and assigned to a Judge. Re-activated cases are defined as cases where a defendant was unavailable for trial and has now become ready to proceed. Transferred cases are defined as cases moved from one judge’s docket to another. This could be due to re-assignment to a Mental Health Judge or after additional information indicates that by Court rule, the case should have been assigned to another Judge.



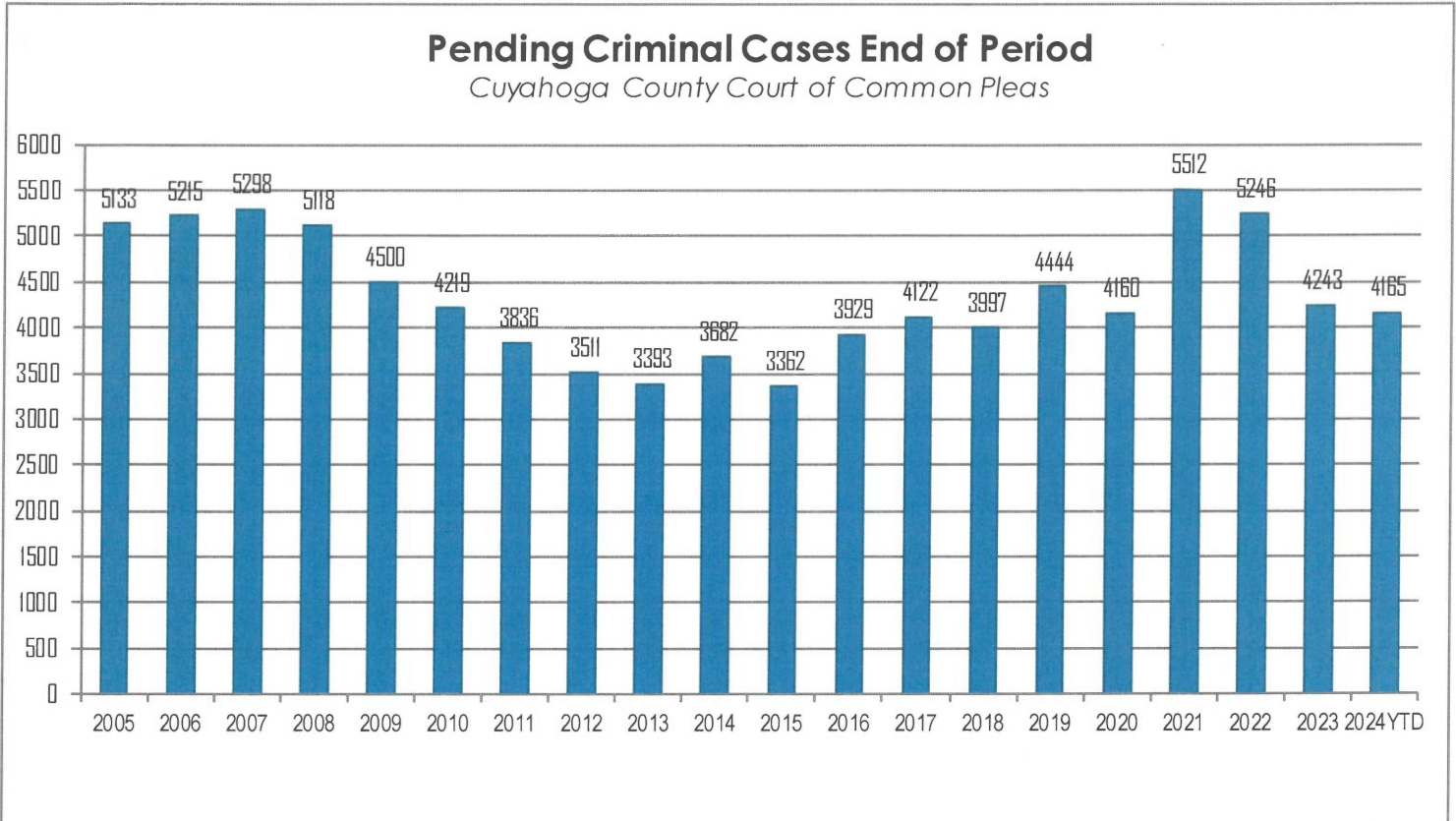
Yearly Criminal Terminations

The following chart represents cases that have been terminated by the court from 2005 – September 2024. These cases have been terminated either by trial; plea, dismissal or a defendant is unavailable for trial or sentencing.



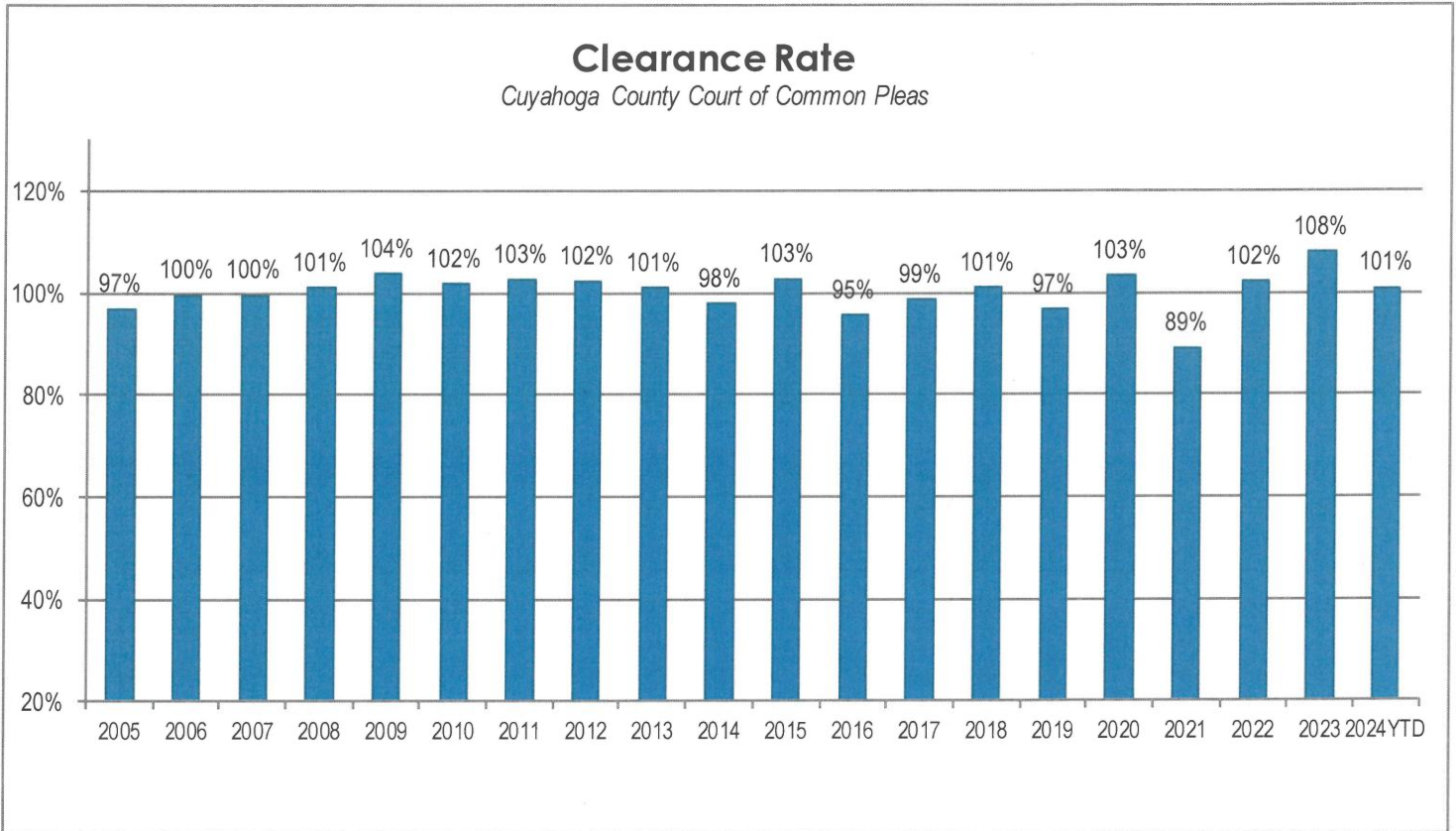
Pending Criminal Cases End of Period

The following chart represents the total number of cases pending at the end of the reporting period from 2005 – September 2024. Pending criminal cases at the end of the period is determined by adding the total number of pending cases at the beginning of the reporting period, and all newly filed, re-activated and transferred in cases. The total number of cases terminated in the period is subtracted from the sum total pending at the beginning of the period to give the value pending at the end of the period.



Clearance Rate

The Clearance Rate is the total number of outgoing cases as a percentage of the number of incoming cases. Clearance rate measures whether the court is keeping up with its incoming caseload. If cases are not disposed in a timely manner, a backlog of cases awaiting disposition will grow. A Clearance Rate of 100% indicates that at least as many cases have been filed, reopened, or reactivated in a period have been disposed.



Arrest to Disposition Timeline

Arrest to disposition timeline is a method to measure how felony cases flow through the Cuyahoga County Criminal Justice System. By capturing how long a case takes to move from stage to stage, we can examine where problems may exist and where potential improvements in case processing can be made.

The source data was extracted from the Cuyahoga County Court of Common Pleas Case Management System. The overall population of sample data was based on cases terminated in a given month excluding cases that have gone through diversion programs. A case is defined as a defendant and all charges involved in a single incident. The period for the extracted data is from September 2024.

The stages examined were:

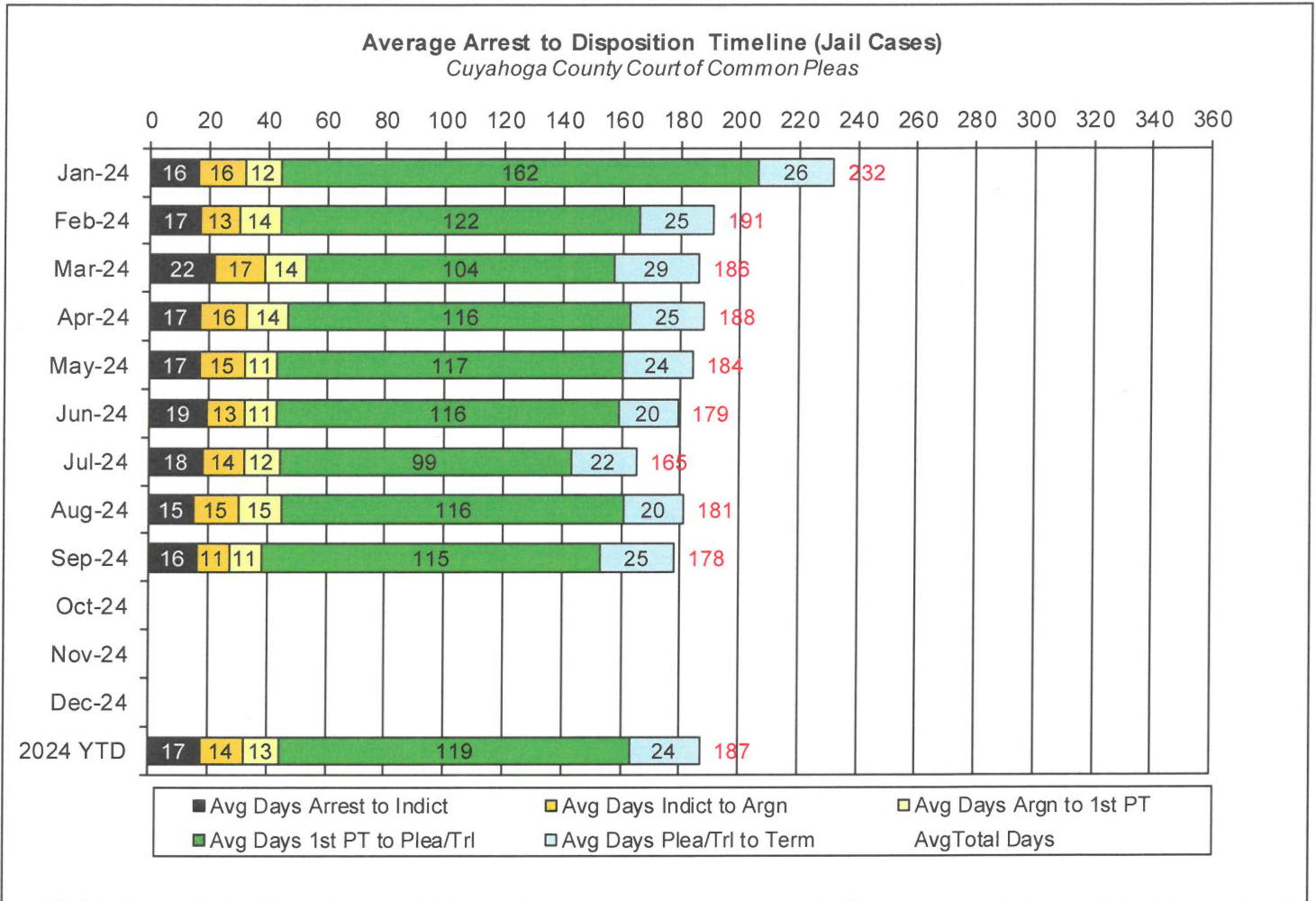
Arrest to Indictment
Indictment to Arraignment
Arraignment to 1st Pre-Trial
1st Pre-Trial to Plea/Trial
Plea/Trial to Termination

Due to the fact that each case may or may not have all of the stage date elements, a method to arrive at stage averages was applied. For a case to be included in the average for a stage there would need to be both dates for the given stage. A case would be included in the Arrest to Indictment stage if both arrest date and indictment date were available. This method was applied to each of the five stages. Next we calculated the total number of cases that met the date criteria for each of the ranges and also the total number of days between each date. To arrive at an average, the total number of days for each case in each range was calculated and divided by the total number of cases that met the date criteria. If a case had a time period or periods where the defendant was capiased or referred to the Psych Clinic, that amount of time was subtracted from the appropriate range. For re-indicted cases, the original arrest date is used.

The following three charts are for Jail, Non-Jail and combined Jail and Non-Jail cases. Jail and Non-Jail cases are defined by the posting of bond prior to plea or trial.

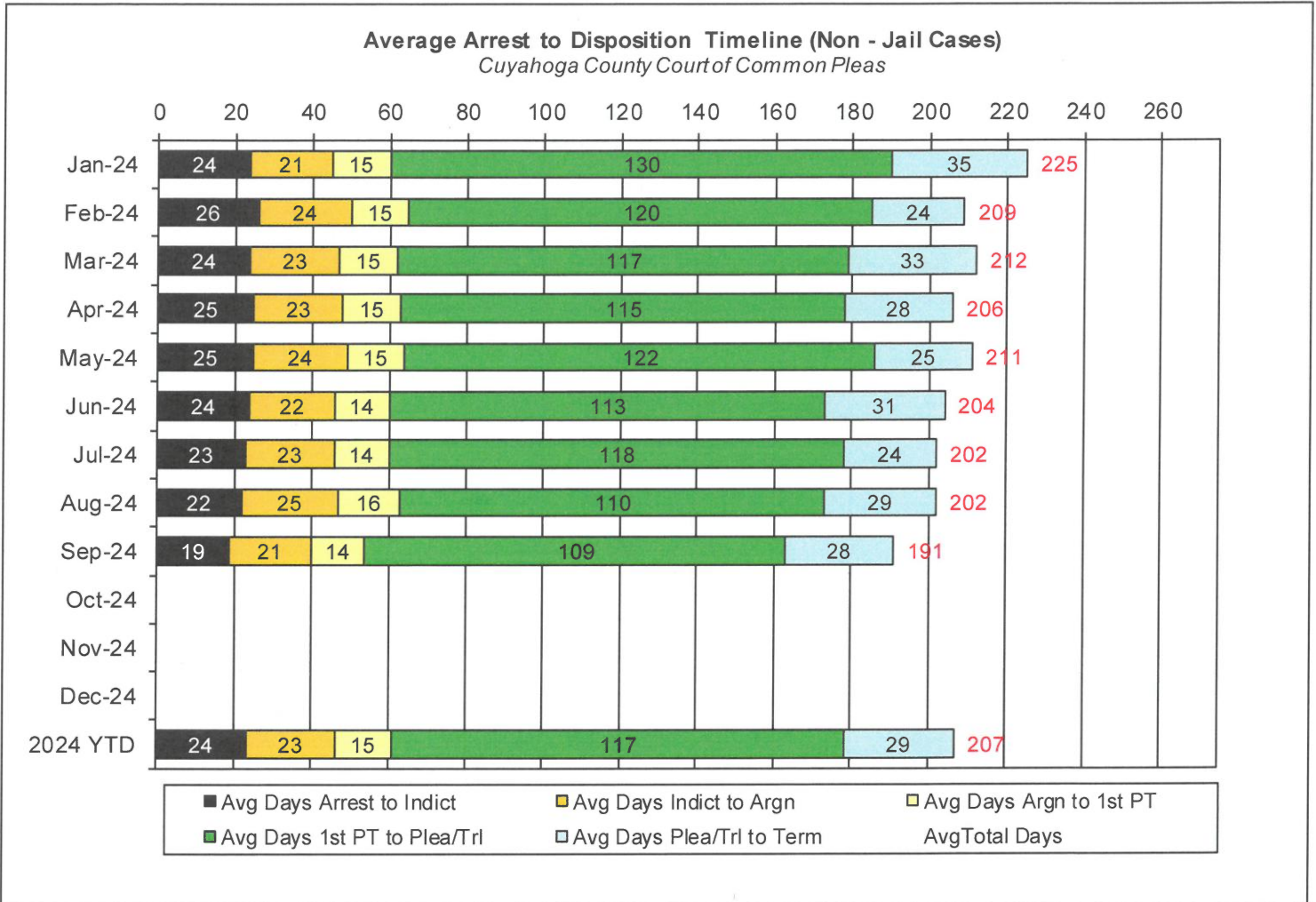
CUYAHOGA COUNTY COMMON PLEAS COURT

Average Arrest to Disposition Timeline (Jail Cases)



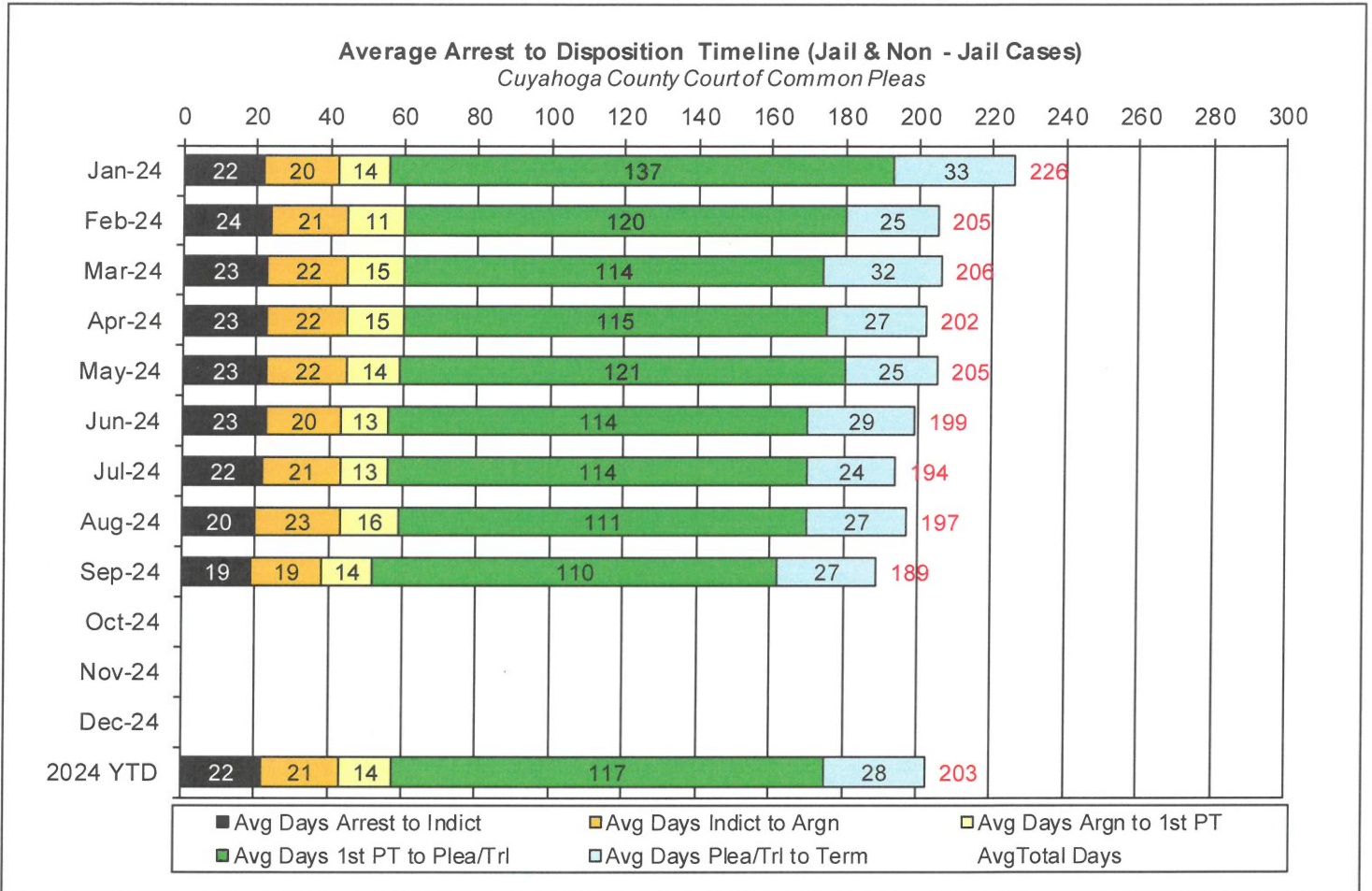
CUYAHOGA COUNTY COMMON PLEAS COURT

Average Arrest to Disposition Timeline (Non-Jail Cases)



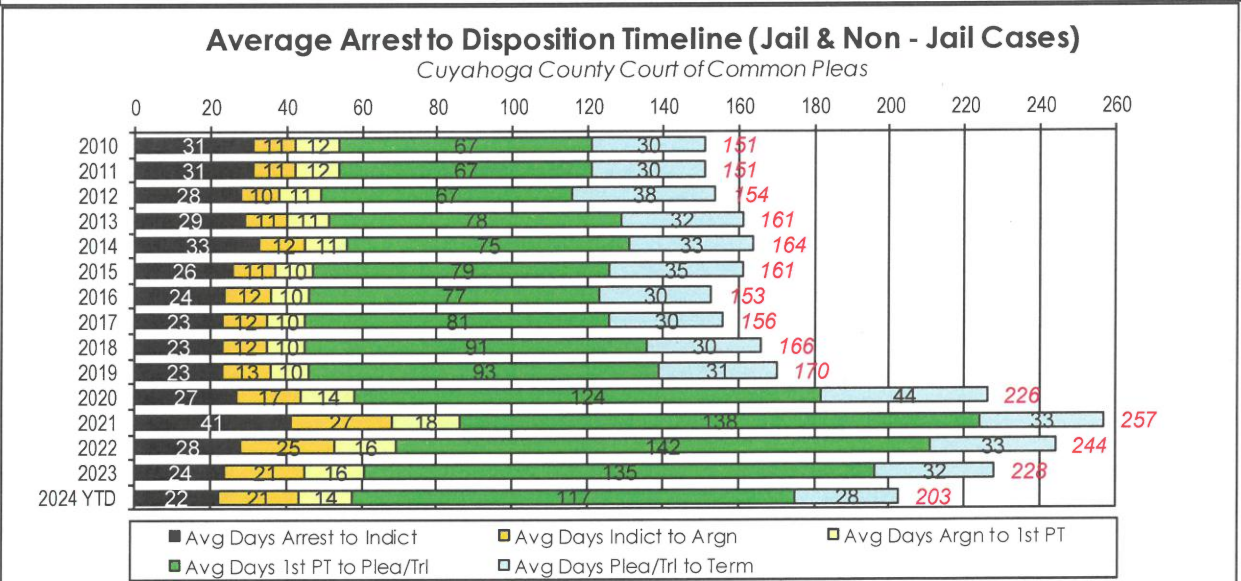
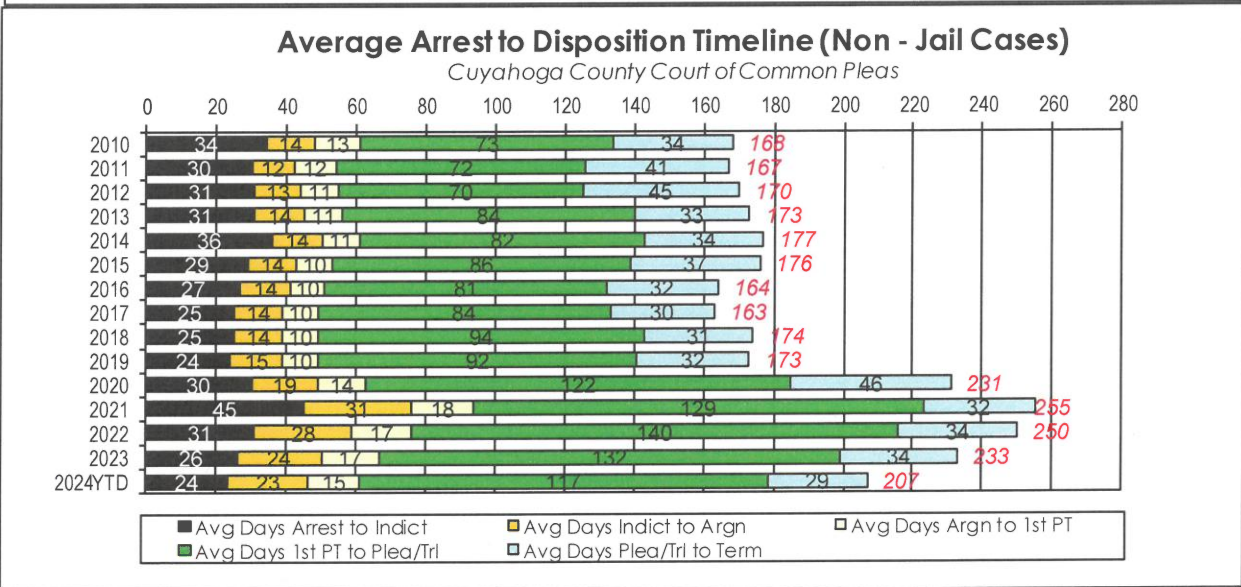
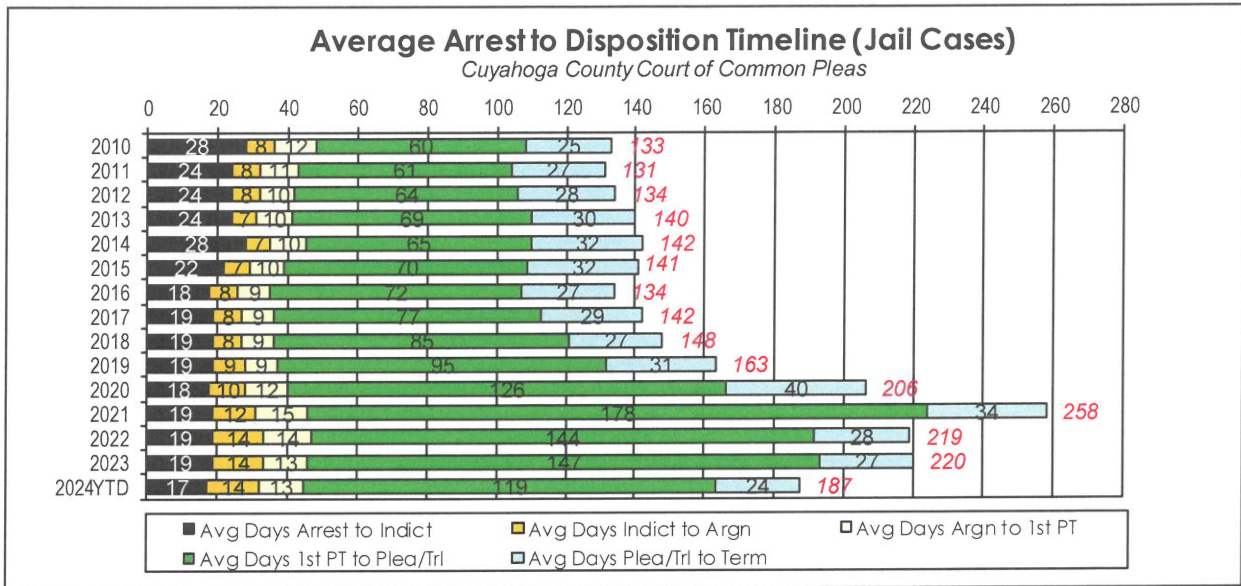
CUYAHOGA COUNTY COMMON PLEAS COURT

Average Arrest to Disposition Timeline (Jail and Non-Jail Cases)



CUYAHOGA COUNTY COMMON PLEAS COURT

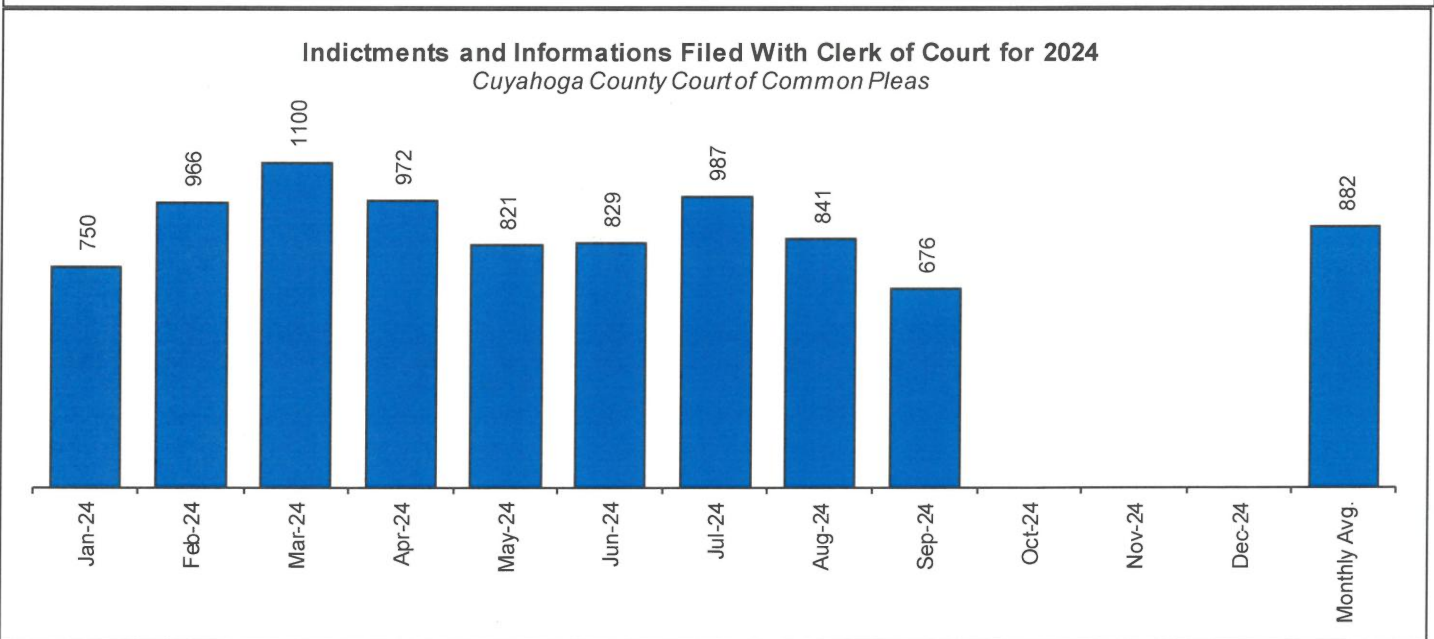
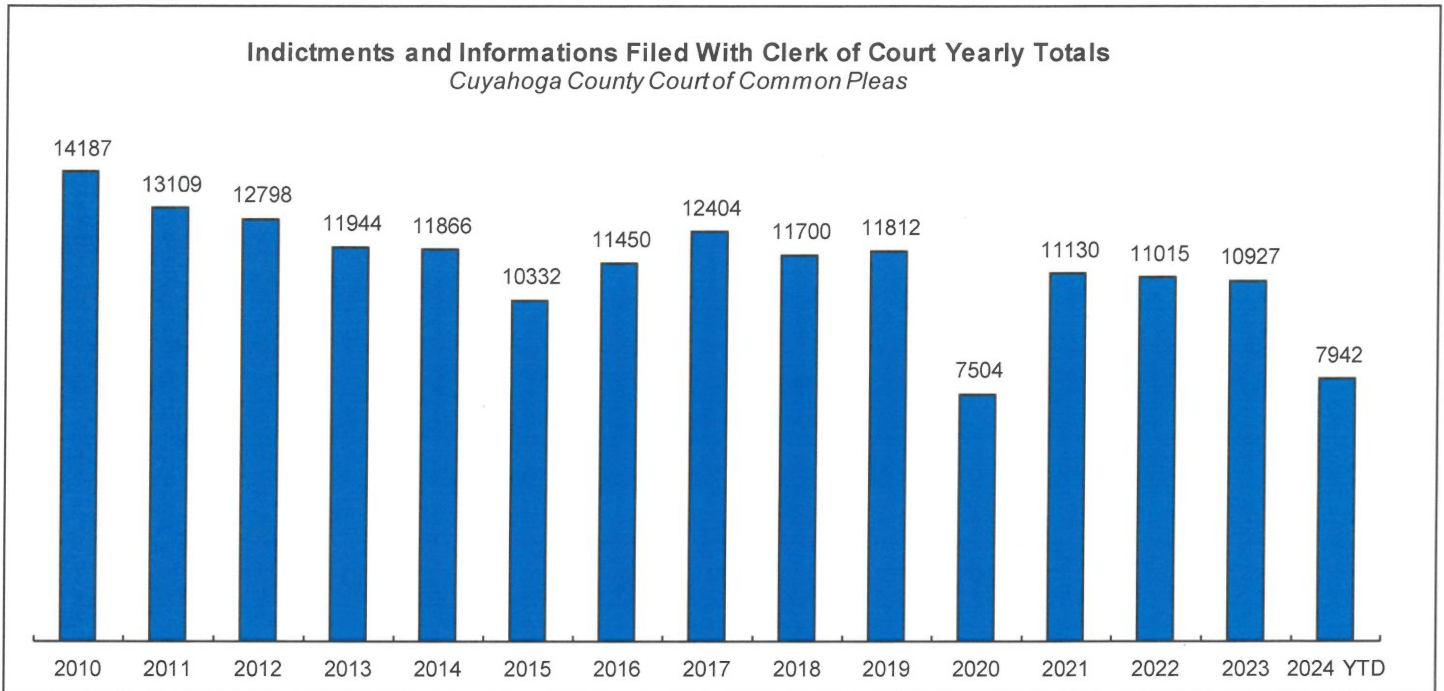
Yearly Average Arrest to Disposition Timeline



CUYAHOGA COUNTY COMMON PLEAS COURT

Indictments and Informations Filed With the Clerk of Courts

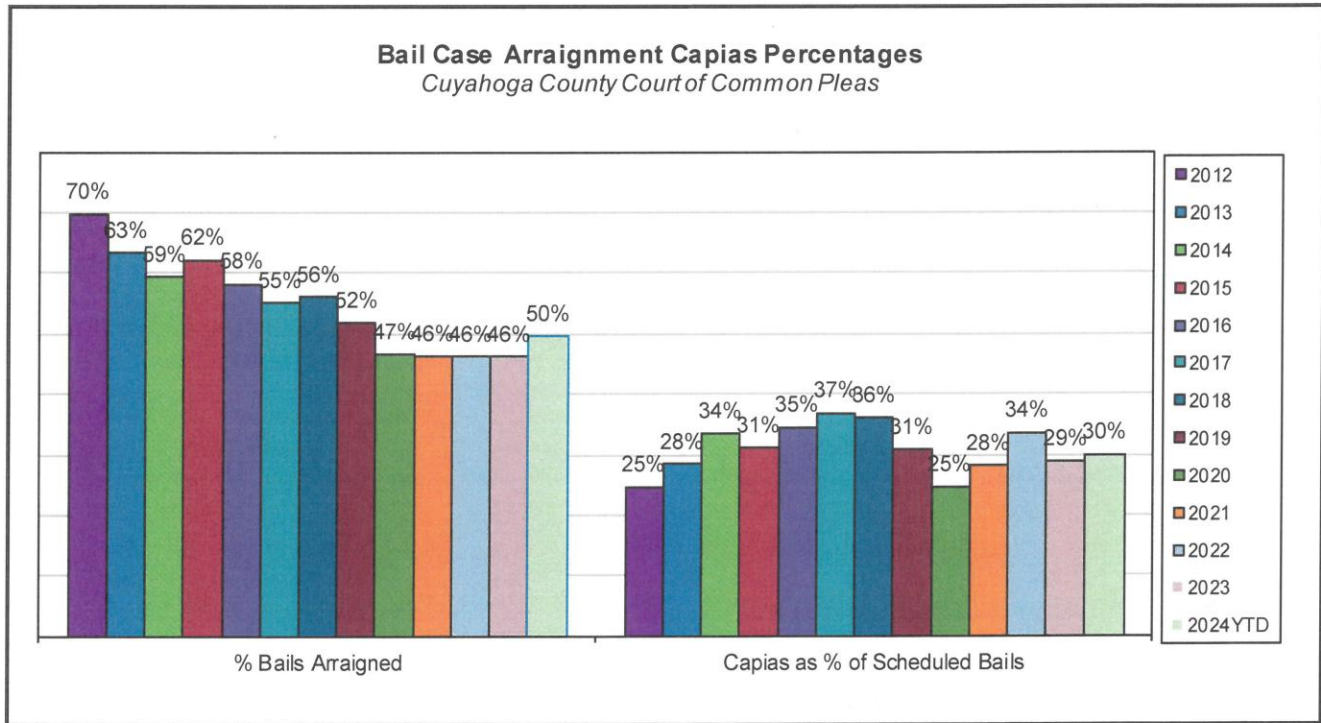
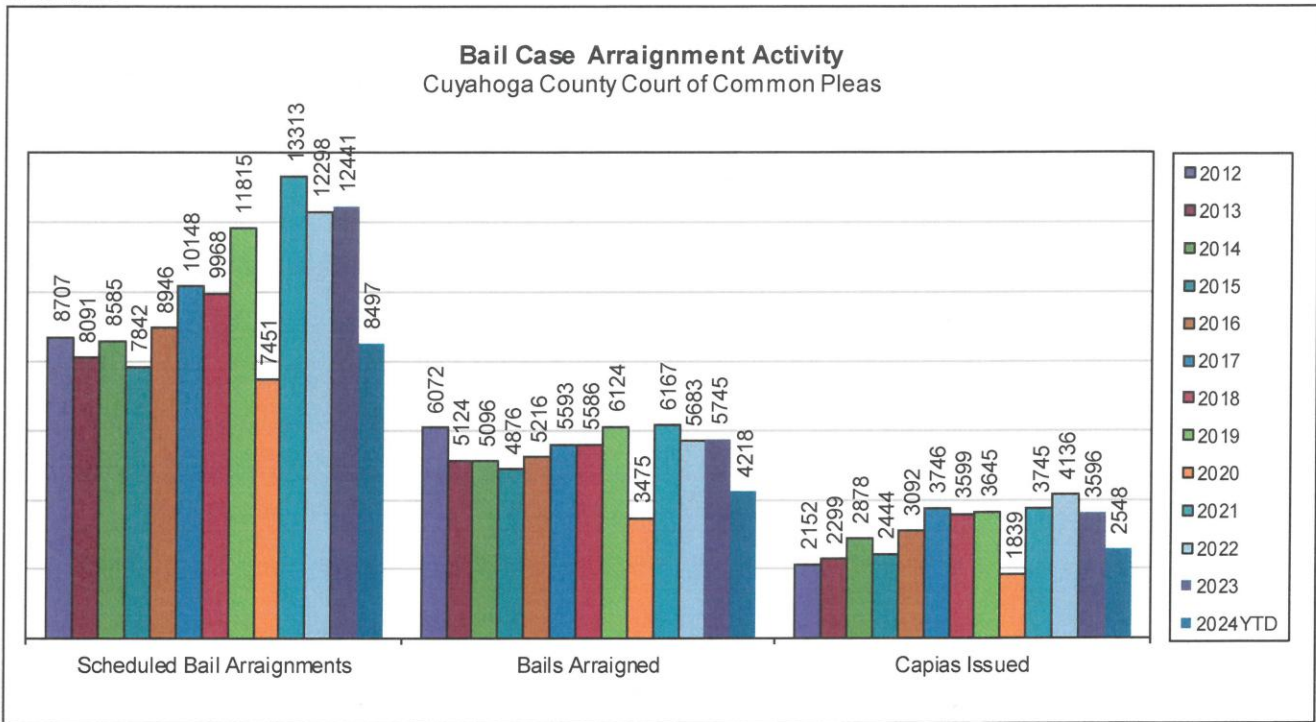
The following charts are reflective of Indictments and Informations filed with the Criminal Clerk of Courts from 2010. The source for this information was the Criminal Clerk's Office.



CUYAHOGA COUNTY COMMON PLEAS COURT

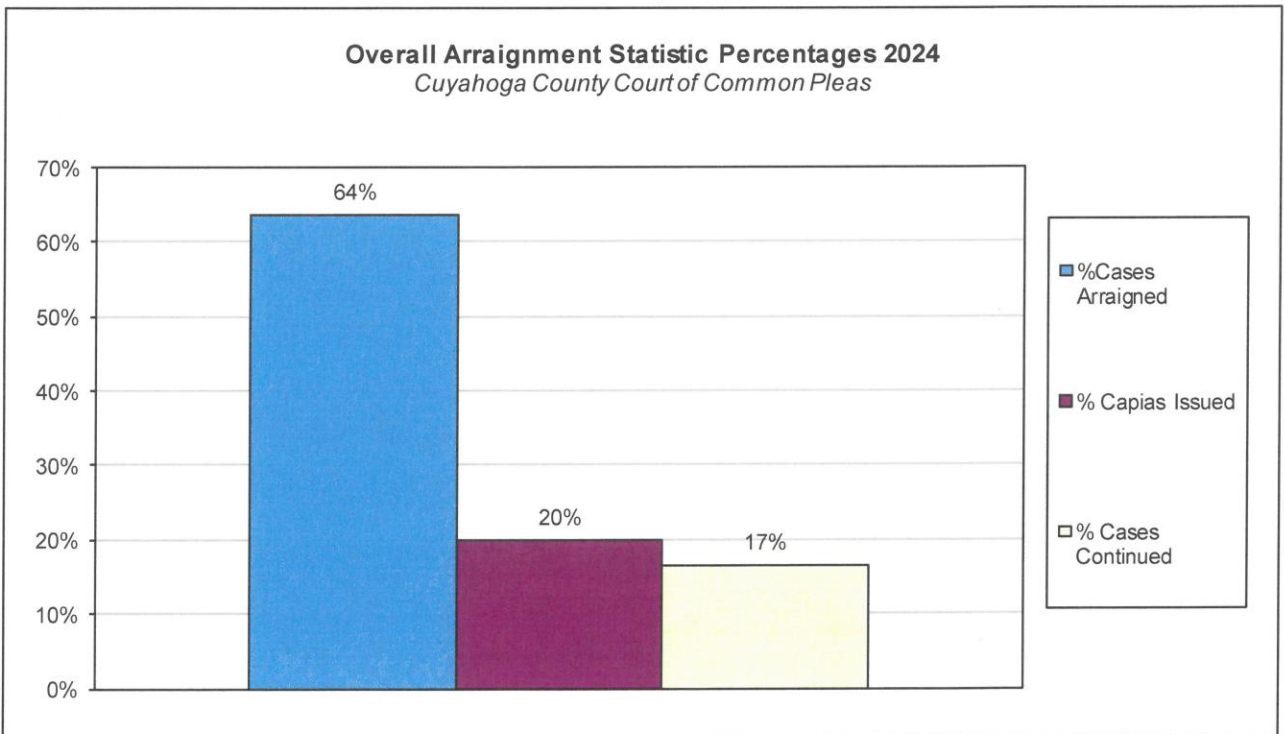
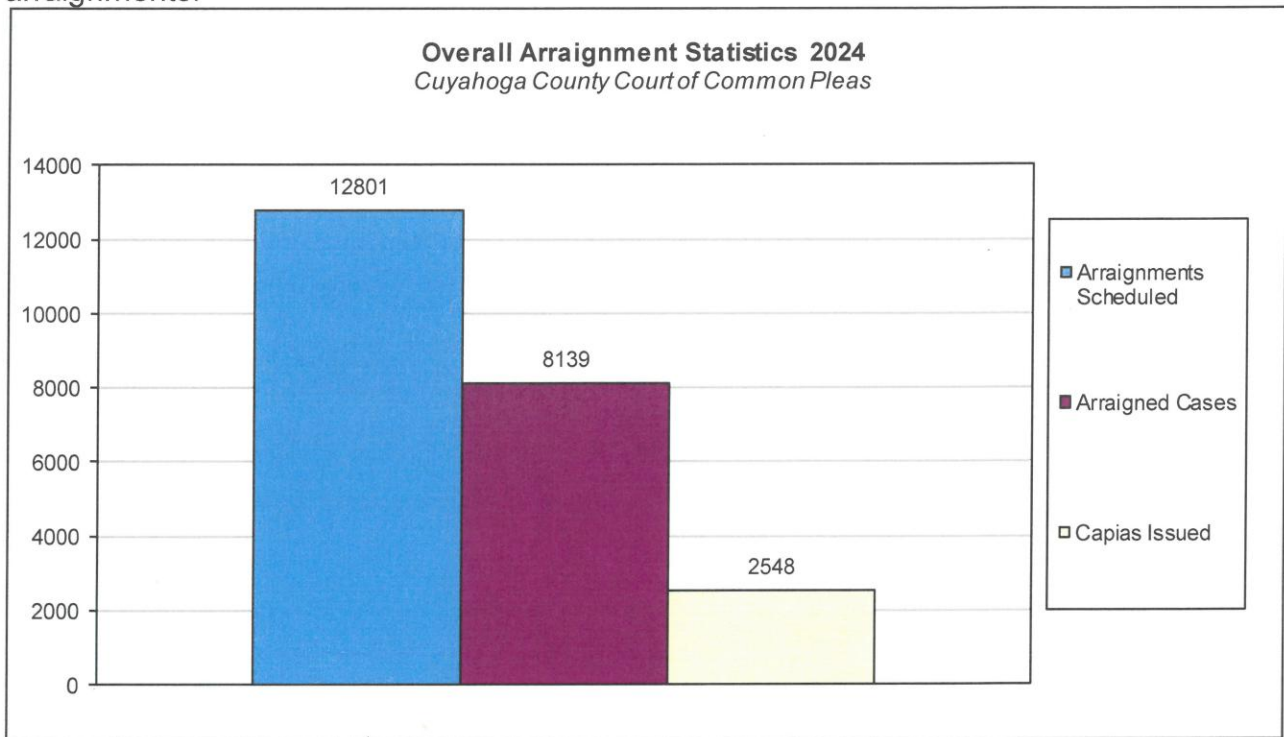
Bail Case Arraignment Activity

The following charts are reflective of arraignment activity where the defendant was not incarcerated at the time of arraignment. The source for this information was the Criminal Records Department.



Overall Arraignment Statistics

The arraignment statistics were provided by the Criminal Records Department. They are provided to give a representation of arraignment activity in the Court in 2024. These statistics include jail and non – jail arraignments.



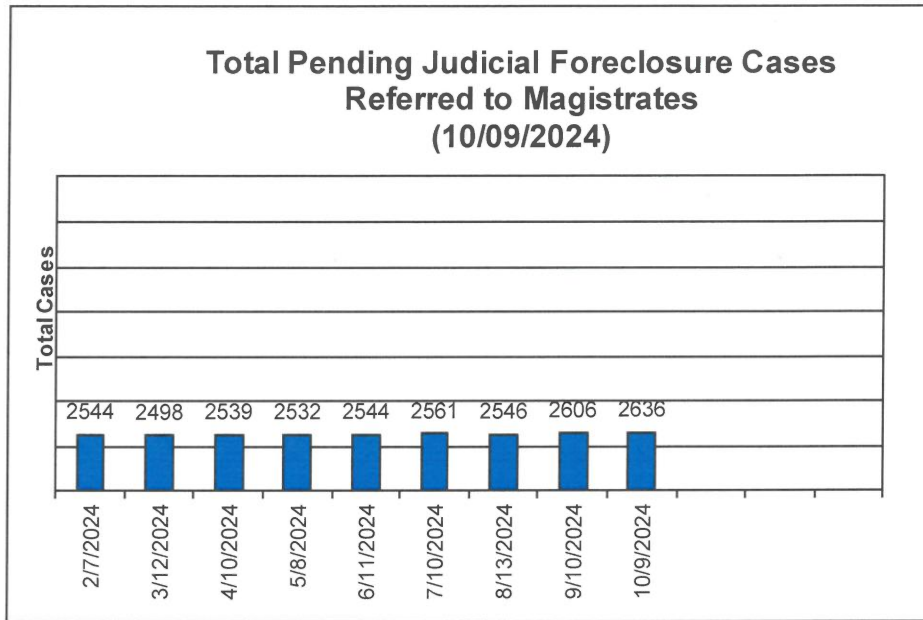
Judicial Foreclosure Statistics¹

¹ For clarification purposes, Foreclosure cases in this report are identified as Judicial Foreclosure filings (filing codes 1460 (Foreclosure Marsh. Of Lien), 1465(Tax Lien), 1466 (Tax Certificate), 1470 (Quiet Title), and 1480 (Partition)). These cases are different from Board of Revision Foreclosures, which are not reported here.

CUYAHOGA COUNTY COMMON PLEAS COURT

Total Pending Judicial Foreclosure Cases Referred to Magistrates

The following chart is a display of the total number of pending Judicial Foreclosure cases referred to the Magistrates on specific dates. The table below shows the number of these cases pending from each year since 2012.

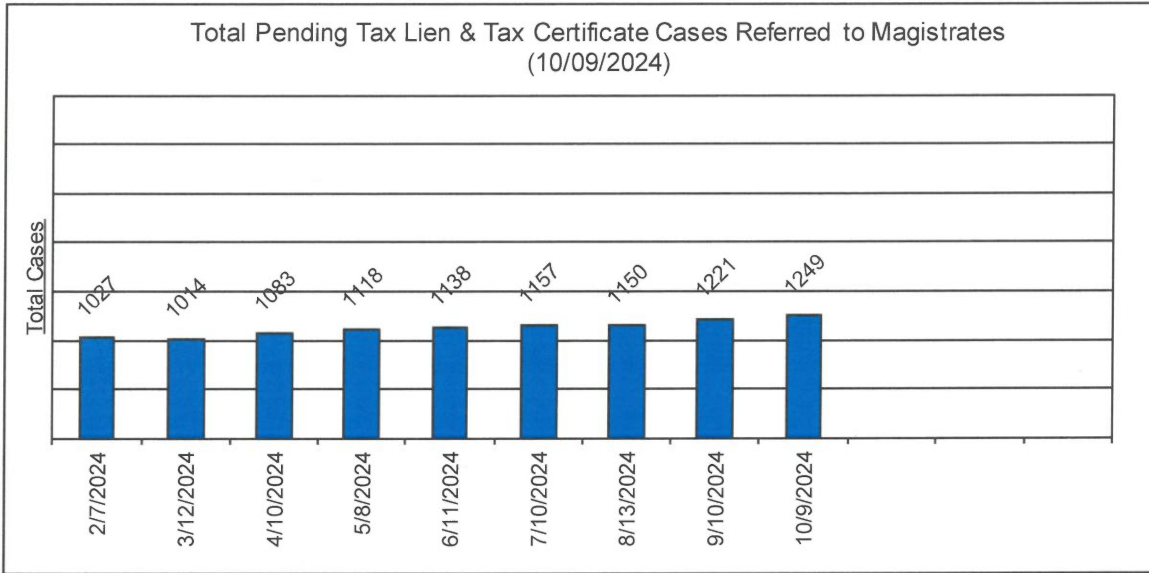


	As of:	2/7/2024	3/12/2024	4/10/2024	5/8/2024	6/11/2024	7/10/2024	8/13/2024	9/10/2024	10/9/2024			
Year													
2006					1	0	0	0	0	0			
2011		1	1	0	0	1	0	0	0	0			
2012		1	0	0	0	0	0	0	0	0			
2013		0	0	0	0	0	0	0	1	1			
2014		0	1	0	0	0	0	0	0	0			
2015		1	1	1	1	0	0	0	0	0			
2016		2	2	2	2	3	2	3	3	2			
2017		1	1	1	1	1	1	2	2	2			
2018		7	8	7	6	5	5	7	7	7			
2019		8	7	8	8	12	11	8	7	8			
2020		10	9	5	2	0	0	0	0	0			
2021		16	14	12	11	10	8	9	11	10			
2022		117	95	75	57	45	34	26	19	19			
2023		1966	1557	1310	1012	790	634	493	395	319			
2024		414	802	1118	1432	1677	1866	1998	2161	2268			
Total		2544	2498	2539	2532	2544	2561	2546	2606	2636			

CUYAHOGA COUNTY COMMON PLEAS COURT

Total Pending Tax Lien & Certificate Cases Referred to Magistrates

The following chart is a display of the number of pending tax Judicial Foreclosure cases referred to the Magistrates on specific dates. The table below shows the number of pending tax Judicial Foreclosure cases in each year since 2010.




	As of:	2/7/2024	3/12/2024	4/10/2024	5/8/2024	6/11/2024	7/10/2024	8/13/2024	9/10/2024	10/9/2024			
Year													
2006					1	0	0	0	0	0			
2010		1	1	1	1	1	1	1	1	1			
2011		1	1	0	0	0	0	0	0	0			
2012		1	0	0	0	0	0	0	0	0			
2013		0	0	0	0	0	0	0	1	1			
2014		0	1	0	0	0	0	0	0	0			
2015		2	2	2	2	2	2	2	2	2			
2016		3	3	3	3	4	3	4	4	3			
2017		0	0	0	0	0	0	1	1	1			
2018		2	5	4	3	2	2	4	4	4			
2019		1	4	4	3	3	3	2	2	3			
2020		5	4	3	1	0	0	0	0	0			
2021		9	7	5	5	6	5	6	7	8			
2022		15	13	9	6	7	5	2	2	2			
2023		855	680	578	437	313	243	170	122	93			
2024		132	293	474	657	800	893	958	1075	1131			
Total		1027	1014	1083	1118	1138	1157	1150	1221	1249			

CUYAHOGA COUNTY COMMON PLEAS COURT

Percentage of Pending Judicial Foreclosure Cases By Filing Year

The following chart is a representation of the total number of pending Judicial Foreclosure cases by filing year expressed as a percentage on a specific date. The table below is the supporting data for this chart.

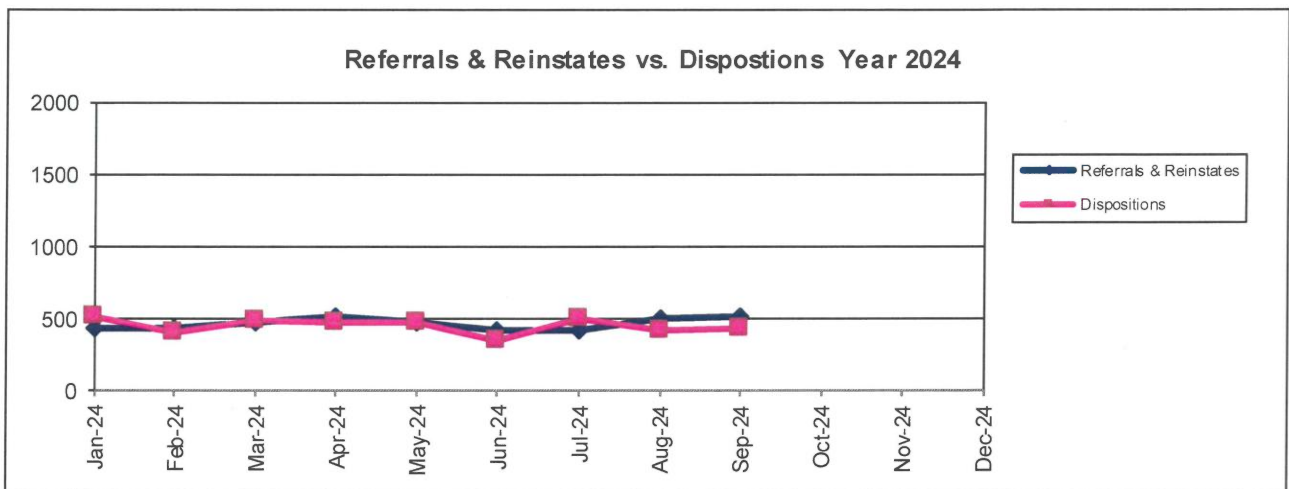
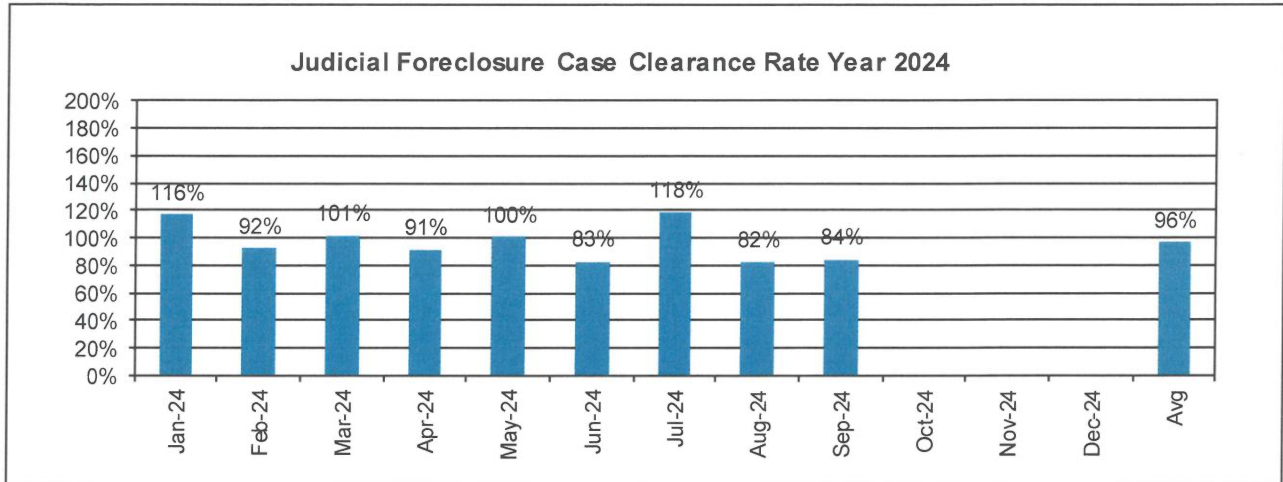


Year	As of:	10/9/2024	% of Total
2006		0	0.00%
2011		0	0.00%
2012		0	0.00%
2013		1	0.04%
2014		0	0.00%
2015		0	0.00%
2016		2	0.08%
2017		2	0.08%
2018		7	0.27%
2019		8	0.30%
2020		0	0.00%
2021		10	0.38%
2022		19	0.72%
2023		319	12.10%
2024		2268	86.04%
Total		2636	100.00%

CUYAHOGA COUNTY COMMON PLEAS COURT

Judicial Foreclosure Clearance Rate Year 2024

The Clearance Rate is the number of outgoing cases as a percentage of the number of incoming cases. Clearance rate measures whether the court is keeping up with its incoming caseload. If cases are not disposed in a timely manner, a backlog of cases awaiting disposition will grow. A Clearance Rate of 100% indicates that at least as many cases as have been filed, reopened, or reactivated in a period have been disposed.

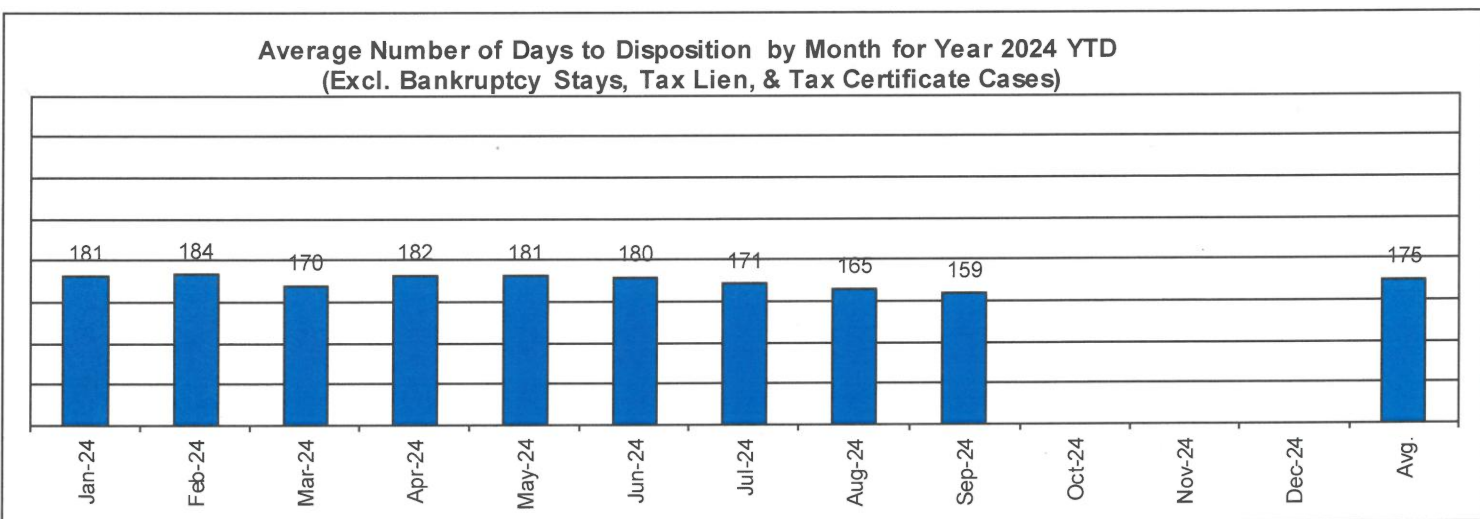
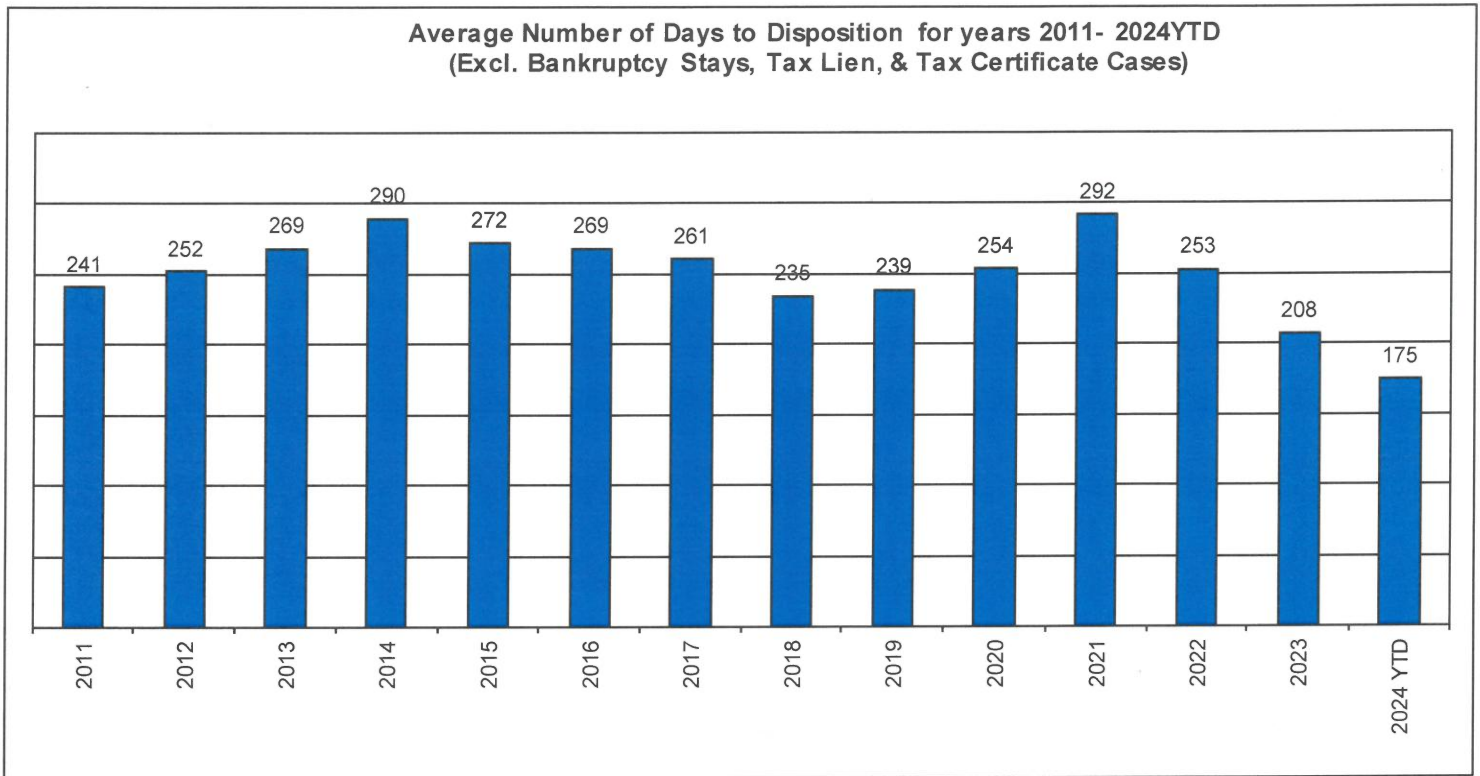


	Referrals & Reinstates	Dispositions	Clearance Rate
Jan-24	438	509	116%
Feb-24	439	403	92%
Mar-24	476	482	101%
Apr-24	521	475	91%
May-24	473	474	100%
Jun-24	421	348	83%
Jul-24	420	497	118%
Aug-24	505	414	82%
Sep-24	514	432	84%
Oct-24			
Nov-24			
Dec-24			
Avg	467	448	96%
Total	4207	4034	

CUYAHOGA COUNTY COMMON PLEAS COURT

Avg. Number of Days to Disp. (Excl. Bank. Stays & Tax Lien & Tax Cert.)

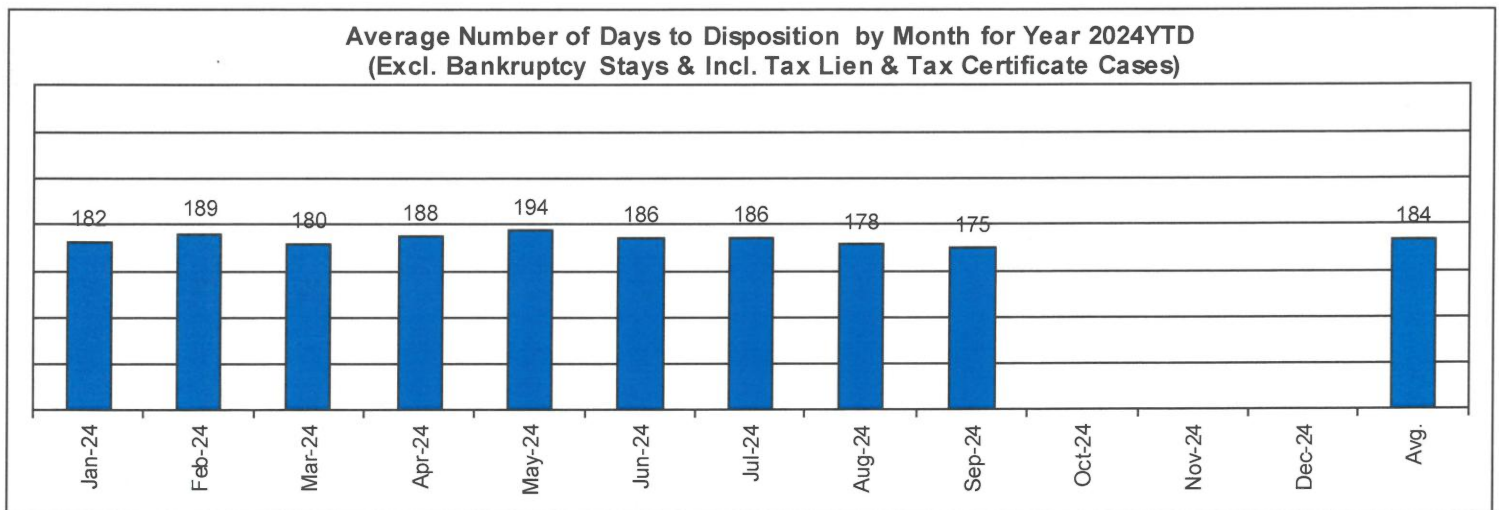
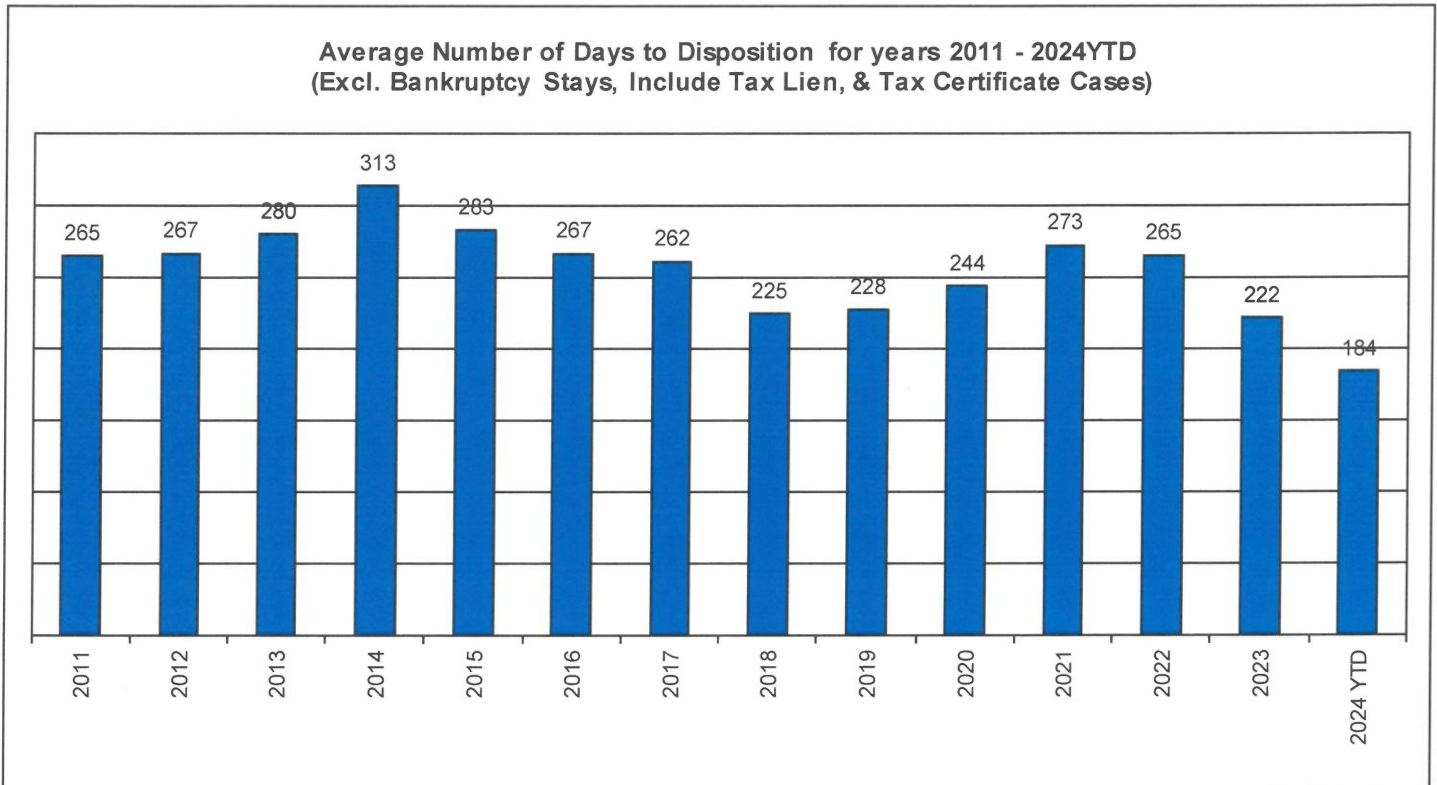
The average number of days to disposition is the number of days from filing to a final disposition entry being filed with the Clerk of Court. The data sample is based on all judicial foreclosure cases terminated by decree or dismissal (cases terminated by bankruptcy are not included) in a month. Each case is examined to determine the number of days between filing and termination with the periods that a case may have been in bankruptcy subtracted. Adding the total days of all of the cases minus bankruptcy periods and dividing by the total number of cases calculates the average. In the following chart, tax judicial foreclosure cases are excluded.



CUYAHOGA COUNTY COMMON PLEAS COURT

Avg. Number of Days to Disp. (Excl. Bank. Stays & Incl. Tax Lien & Tax Cert.)

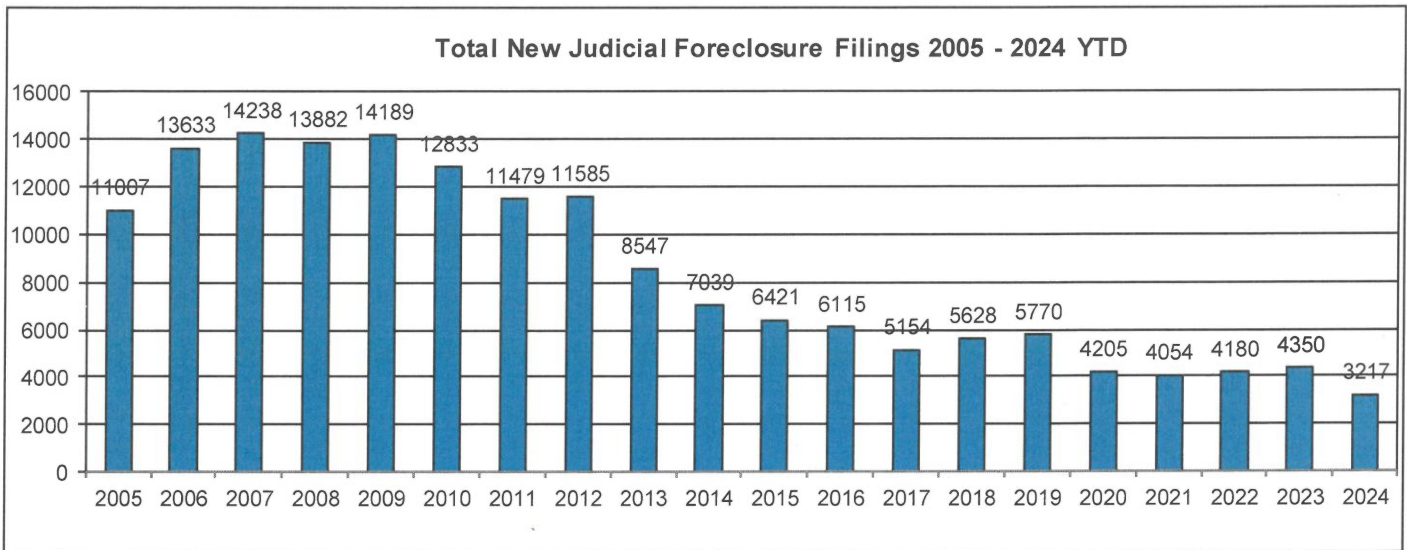
The average number of days to disposition is the number of days from filing to a final disposition entry being filed with the Clerk of Court. The data sample is based on all Judicial Foreclosure cases terminated by decree or dismissal (cases terminated by bankruptcy are not included) in a month. Each case is examined to determine the number of days between filing and termination with the periods that a case may have been in bankruptcy subtracted. Adding the total days of all of the cases minus bankruptcy periods and dividing by the total number of cases calculates the average. In the following chart, all types of Judicial Foreclosure cases are included.



Total New Judicial Foreclosure Filings

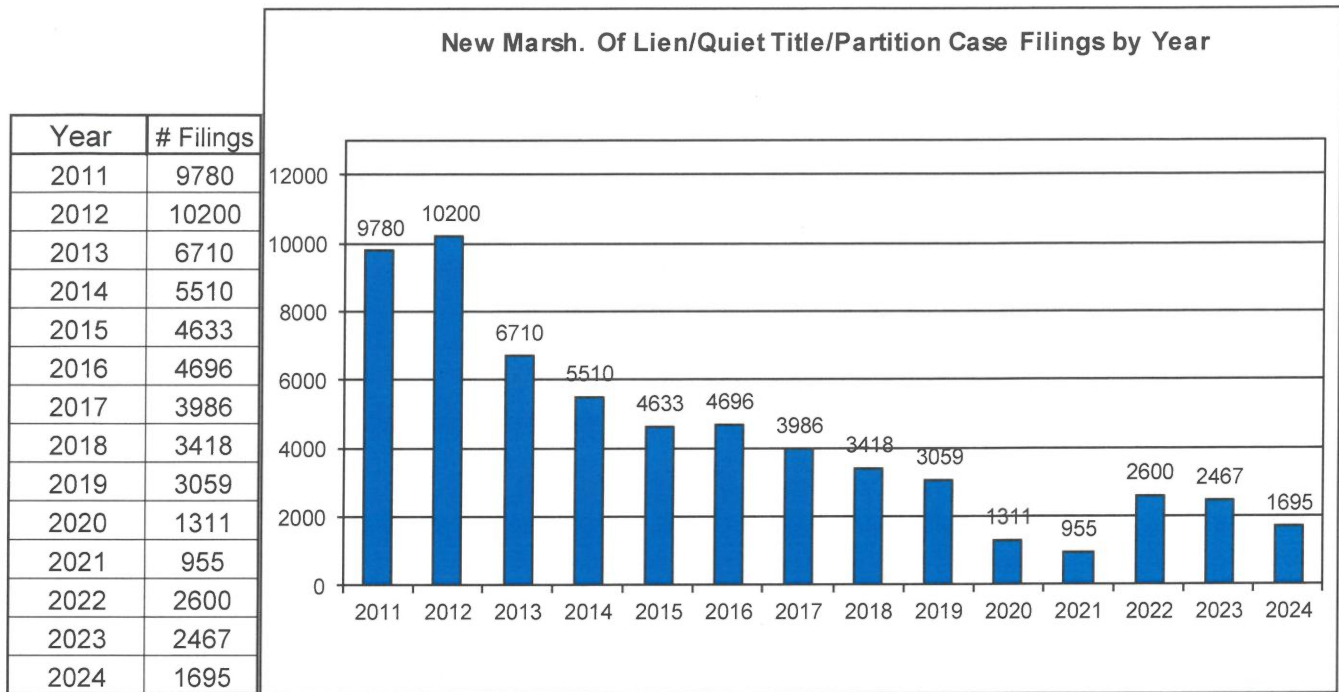
The following charts are provided as a historical view of new judicial foreclosure filings.

1. Total New Judicial Foreclosure Filings from 2005 – 2024 by year
2. Total New Marsh of Lien/Quiet Title/Partition Filings from 2011 – 2024 by month
3. Total New Tax Lien & Tax Certificate Filings for 2011 – 2024 by month
4. Total New Judicial Foreclosure Filings from 2011 – 2024 by month

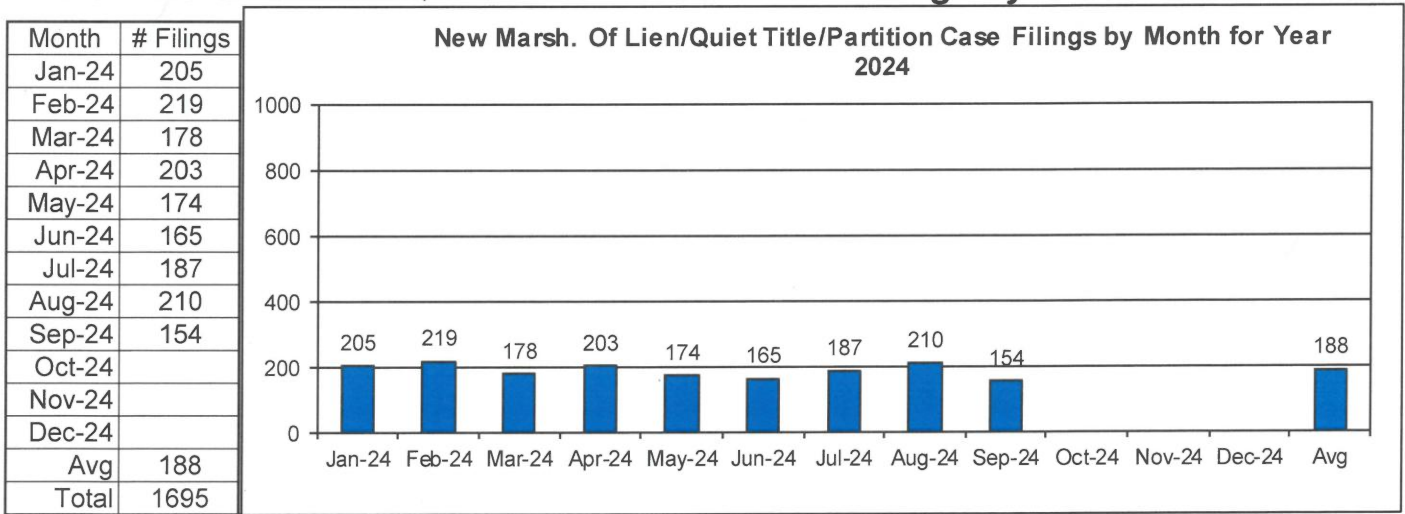


CUYAHOGA COUNTY COMMON PLEAS COURT

New Marsh of Lien/Quiet Title/Partition Case Filings for Years 2011 – 2024 YTD

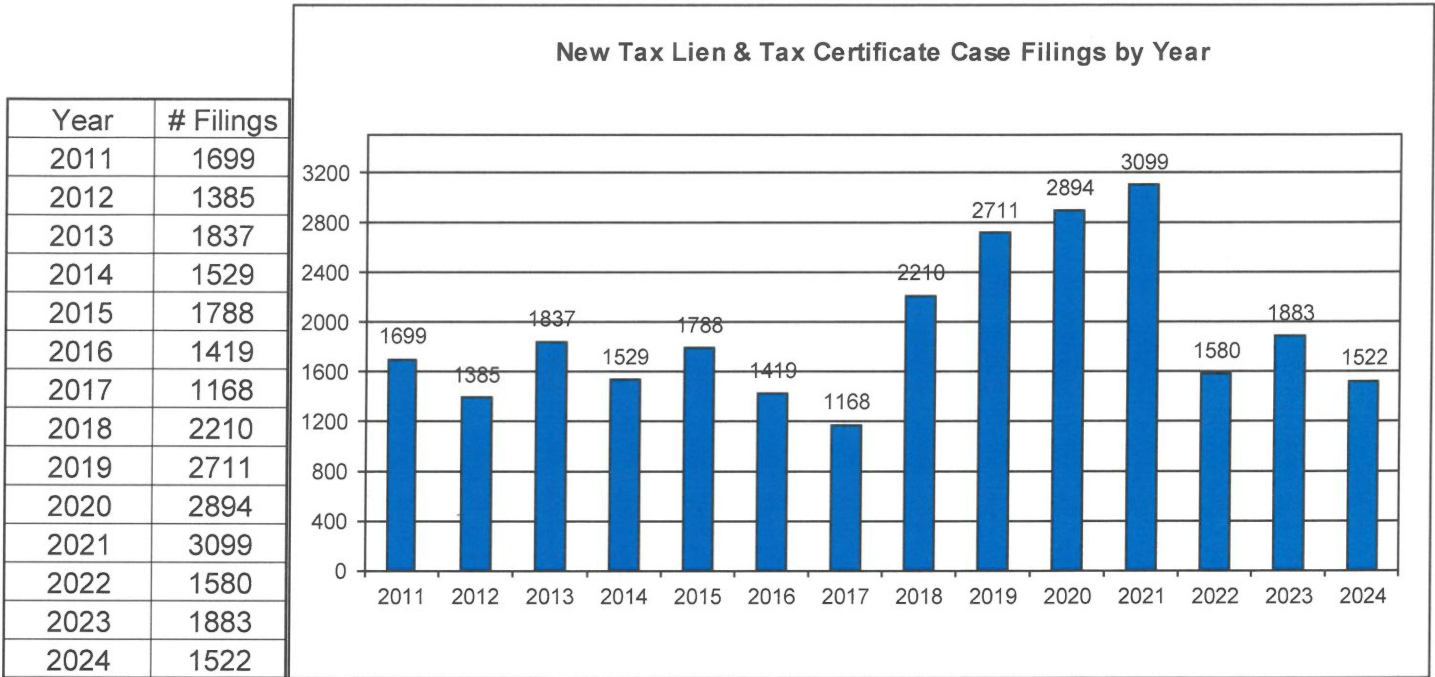


New Marsh of Lien/Quiet Title/Partition Case Filings by month for 2024 YTD




CUYAHOGA COUNTY COMMON PLEAS COURT

New Tax Lien & Certificate Filings for Years 2011 – 2024 YTD



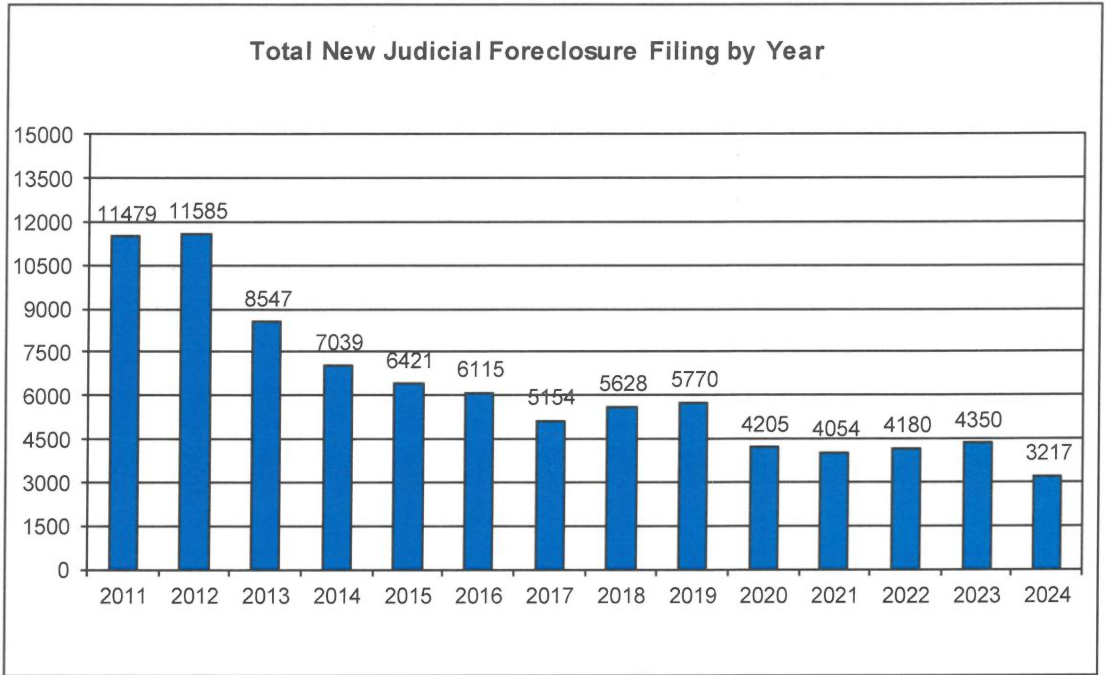
New Tax Lien & Certificate Filings by Month for Year 2024 YTD



CUYAHOGA COUNTY COMMON PLEAS COURT

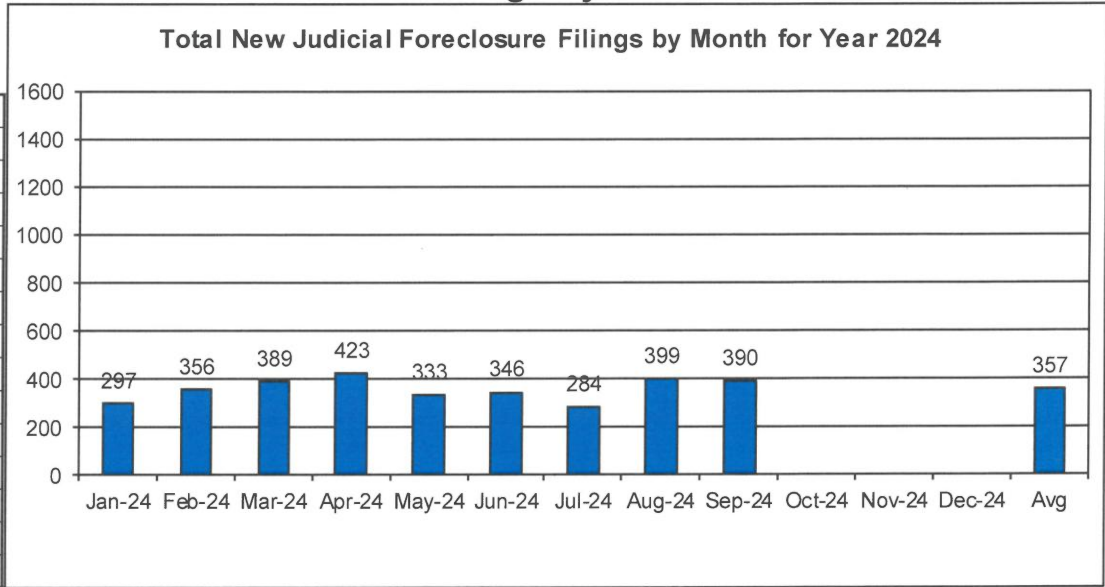
Total New Judicial Foreclosure Filings Years 2011 – 2024 YTD

Year	# Filings
2011	11479
2012	11585
2013	8547
2014	7039
2015	6421
2016	6115
2017	5154
2018	5628
2019	5770
2020	4205
2021	4054
2022	4180
2023	4350
2024YTD	3217



Total New Judicial Foreclosure Filings by Month for Year 2024 YTD

Month	# Filings
Jan-24	297
Feb-24	356
Mar-24	389
Apr-24	423
May-24	333
Jun-24	346
Jul-24	284
Aug-24	399
Sep-24	390
Oct-24	
Nov-24	
Dec-24	
Avg	357
Total	3217



Magistrate's Monthly Reports

The Magistrates' Monthly Report consists of 5 reports. Below is a description of each.

Magistrate's Monthly Supplemental Journal Entry Report (R415)

Retrieves total number of supplemental entries and Decrees of Confirmation of Sheriff's sale created during a specific period. A supplemental entry is any journal created by a magistrate, which does not close out a case. For example, any magistrate's order (MG) setting a hearing, any journal entry (JE) ruling on a motion, journals confirming Sheriff's sales, etc.).

Magistrate's Full Disposition Count by Magistrate Report (R413)

Retrieves total number of cases disposed of during a specific period. The dispositions are grouped by Magistrate and then broken down by the type of disposition (i. e. Default, Dismissed with Prejudice, Dismissed without Prejudice, etc.) This report can be printed three different ways. Including tax cases (Full Dispositions), excluding tax cases (Non-Tax Dispositions), and Tax cases only (Tax Dispositions).

Magistrate's Monthly Cases Referred/Reinstated Report (R418)

Retrieves newly filed cases referred to the Magistrates Dept. and cases previously disposed by the Magistrates Dept. that are reinstated and re-referred to the magistrates. The cases are separated by Tax (filing code 1465; Tax Judicial Foreclosure & 1466; Tax Certificate Judicial Foreclosure) and Non-Tax (1460; Judicial Foreclosure Marsh. Of Lien, 1480; Partition, 1470; Quiet Title, misc. (i. e. 1391; Contract Other, etc.).

Magistrate's Monthly Hearing Totals Report (R3146)

Retrieves total number of hearings held during one month. The hearings are grouped by Magistrate and then broken down by what type hearing was held (i. e. Default, Pretrial, etc.).

Magistrate's Monthly Case Load Report (R3147)

Retrieves individual caseload totals for individual magistrates during a specific period. The cases are grouped by magistrate and then broken down by case type (i. e. tax judicial foreclosure, tax certificate judicial foreclosure and non-tax judicial foreclosure).

Magistrate's New Referrals/Assignments (R429)

Retrieves All cases referred to the Magistrate's Department. The cases are grouped by Magistrate and broken down into categories of CSPO (Filing Code 1491 Stalking Civil Protection Orders), Tax (1465; Tax Judicial Foreclosure & 1466; Tax Certificate Judicial Foreclosure), Non Tax (1460; Judicial Foreclosure Marsh. Of Lien, 1480; Partition, 1470; Quiet Title, misc. (i.e. 1391; Contract Other, etc.)).

CUYAHOGA COUNTY COURT OF COMMON PLEAS

DATE: 10/09/2024
TIME: 8:09 AM

OFFICE OF THE MAGISTRATES
MAGISTRATE'S MONTHLY SUPPLEMENTALS BY CASE
REPORTING PERIOD: SEPTEMBER 2024

PAGE: 1
CMSR415D

SUPPLEMENTALS

AUGUSTYN	139
BUCHA	187
DAY	289
DYKE	106
GOZELANCZYK	193
HEGYES	84
JACKSON	172
JACKSON	147
KLEIN	97
LUCAS	202
LUNSFORD	244
UNACCOUNTED FOR	0

TOTAL	1860
--------------	-------------

CONFIRMATIONS

TOTAL	1
--------------	----------

CUYAHOGA COUNTY COURT OF COMMON PLEAS

OFFICE OF THE MAGISTRATES

Full Disposition Count by Magistrate

REPORTING PERIOD: FROM 09/01/2024 TO 09/30/2024

DATE: 10/09/2024

TIME: 8:12 AM

PAGE: 1

CMSR413

MagID	Dispose Type	Tax Cert.	Tax Treas.	Total
KCA	Bank	0	0	2
	Def	0	0	5
	Dism	0	0	6
	Ref. Vacate	0	0	0
	Court Trial	0	0	5
	Other	0	9	12
	MAG'S TOTAL		0	9

Decrees	260
Defaults	73
Other	162
Court Trial	25
Dismissals	165
Bankruptcy	7
Ref. Vacated	0
Grand Total	432

SMB	Bank	0	0	2
	Def	0	0	3
	Dism	0	1	11
	Ref. Vacate	0	0	0
	Court Trial	0	0	2
	Other	0	8	8
	MAG'S TOTAL		0	9

CD	Bank	0	0	0
	Def	0	0	6
	Dism	0	4	16
	Ref. Vacate	0	0	0
	Court Trial	0	0	0
	Other	0	21	25
	MAG'S TOTAL		0	25

JTD	Bank	0	0	0
	Def	0	0	1
	Dism	0	0	11
	Ref. Vacate	0	0	0
	Court Trial	0	0	0
	Other	0	6	13
	MAG'S TOTAL		0	6

BSG	Bank	0	0	0
	Def	0	0	4
	Dism	1	2	14
	Ref. Vacate	0	0	0
	Court Trial	0	0	0
	Other	0	5	12
	MAG'S TOTAL		1	7

DKH	Bank	0	0	0
	Def	0	0	2
	Dism	0	11	39
	Ref. Vacate	0	0	0
	Court Trial	0	0	4
	Other	0	8	11
	MAG'S TOTAL		0	19

ARJ	Bank	0	0	0
	Def	0	0	4
	Dism	0	1	12
	Ref. Vacate	0	0	0
	Court Trial	0	0	1
	Other	0	10	23
	MAG'S TOTAL		0	11

JLJ	Bank	0	0	0
	Def	0	0	2
	Dism	0	2	10

CUYAHOGA COUNTY COURT OF COMMON PLEAS

OFFICE OF THE MAGISTRATES

Full Disposition Count by Magistrate

REPORTING PERIOD: FROM 09/01/2024 TO 09/30/2024

DATE: 10/09/2024

TIME: 8:12 AM

PAGE: 2

CMSR413

MagID	Dispose Type	Tax Cert.	Tax Treas.	Total
	Ref. Vacate	0	0	0
	Court Trial	0	0	1
	Other	0	10	10
	<u>MAG'S TOTAL</u>	0	12	<u>23</u>
<hr/>				
MK				
	Bank	0	0	1
	Def	0	0	9
	Dism	0	1	7
	Ref. Vacate	0	0	0
	Court Trial	0	0	3
	Other	0	13	15
	<u>MAG'S TOTAL</u>	0	14	<u>35</u>
<hr/>				
PL				
	Bank	0	0	0
	Def	1	10	22
	Dism	0	4	16
	Ref. Vacate	0	0	0
	Court Trial	0	0	2
	Other	0	1	5
	<u>MAG'S TOTAL</u>	1	15	<u>45</u>
<hr/>				
GL				
	Bank	0	1	2
	Def	0	0	15
	Dism	0	5	23
	Ref. Vacate	0	0	0
	Court Trial	0	0	7
	Other	0	22	28
	<u>MAG'S TOTAL</u>	0	28	<u>75</u>

CUYAHOGA COUNTY COURT OF COMMON PLEAS

DATE: 10/09/2024
 TIME: 08:12 AM

OFFICE OF THE MAGISTRATES
 MAGISTRATE'S MONTHLY REF/REIN CASES
 FROM 09/01/2024 TO 09/30/2024

CMSR418

MAGISTRATE	NEW REFERRALS				REINSTATED			
	Tax Treas.	Tax Cert.	Non-Tax	Total	Tax Treas.	Tax Cert.	Non-Tax	Total
<u>AUGUSTYN/KEVIN/C</u>	14	0	22	36	0	0	1	1
<u>BUCHA/STEPHEN/M</u>	13	0	31	44	0	0	2	2
<u>DAY/CHRISTOPHER/</u>	27	0	31	58	0	0	0	0
<u>DYKE/JOHN/T</u>	18	0	18	36	0	0	0	0
<u>GOZELANCZYK/BRIAN/S</u>	23	0	20	43	1	1	1	3
<u>HEGYES/DEAN/K</u>	20	0	19	39	0	0	1	1
<u>JACKSON/AMY/R</u>	25	0	21	46	0	0	3	3
<u>JACKSON/JIM/L</u>	17	0	30	47	1	0	0	1
<u>KLEIN/MONICA/</u>	20	0	15	35	0	0	0	0
<u>LUCAS/PAUL/</u>	34	0	32	66	0	0	1	1
<u>LUNSFORD/GINA/</u>	25	0	26	51	0	0	1	1
<u>TOTAL</u>	236	0	265	501	2	1	10	13
<u>COMBINED TOTAL</u>	514							

CUYAHOGA COUNTY COURT OF COMMON PLEAS

OFFICE OF THE MAGISTRATES

MAG MONTHLY HEARING TOTALS

Reporting Period: September 2024

DATE: 10/09/2024
TIME: 08:12 AM

PAGE: 1
CMSR3146

Monthly Hearing Total 445

AUGUSTYN
 Default Hearings 0
 Tax Hearings 0
 Pretrials 23

TOTAL: 23

BUCHA
 Default Hearings 0
 Tax Hearings 0
 Pretrials 46

TOTAL: 46

DAY
 Default Hearings 0
 Tax Hearings 0
 Pretrials 52

TOTAL: 52

DYKE
 Default Hearings 4
 Tax Hearings 12
 Pretrials 14

TOTAL: 30

GOZELANCZYK
 Default Hearings 0
 Tax Hearings 0
 Pretrials 58

TOTAL: 58

HEGYES
 Default Hearings 0
 Tax Hearings 0
 Pretrials 29

TOTAL: 29

JACKSON
 Default Hearings 11
 Tax Hearings 10
 Pretrials 23

TOTAL: 44

JACKSON
 Default Hearings 8
 Tax Hearings 14
 Pretrials 23

TOTAL: 45

KLEIN
 Default Hearings 0
 Tax Hearings 0
 Pretrials 24

TOTAL: 24

LUCAS
 Default Hearings 0
 Tax Hearings 1
 Pretrials 44

CUYAHOGA COUNTY COURT OF COMMON PLEAS

OFFICE OF THE MAGISTRATES

MAG MONTHLY HEARING TOTALS

Reporting Period: September 2024

DATE: 10/09/2024
TIME: 08:12 AM

PAGE: 2
CMSR3146

TOTAL:	45
LUNSFORD	
Default Hearings	0
Tax Hearings	0
Pretrials	49
<hr/>	
TOTAL:	49

CUYAHOGA COUNTY COURT OF COMMON PLEAS

DATE: 10/09/2024
 TIME: 8:13 AM

Office of the Magistrates
 Magistrate's Monthly Case Load
 MONTH: SEPTEMBER 2024

PAGE: 1
 CMSR3147

Magistrate Name	Non Tax Total	Tax Cert.	Tax Treas.	Total Tax	Total Cases
AUGUSTYN	62	1	54	55	117
BUCHA	88	0	60	60	148
DAY	108	0	102	102	210
DYKE	82	0	112	112	194
GOZELANCZYK	189	2	147	149	338
HEGYES	203	0	150	150	353
JACKSON	147	0	120	120	267
JACKSON	149	0	115	115	264
KLEIN	138	0	104	104	242
LUCAS	161	0	166	166	327
LUNSFORD	123	0	122	122	245
Non Tax Total:	1450	Cert. Tax Total: 3	Tax Treas. Total: 1252	Total Tax: 1255	Total Cases: 2705

CUYAHOGA COUNTY COURT OF COMMON PLEAS

DATE: 10/09/2024
 TIME: 8:28 AM

OFFICE OF THE MAGISTRATES
 MAGISTRATE'S NEW REFERRALS / ASSIGNMENTS
 FROM 09/01/2024 TO 09/30/2024

CMSR429
 PAGE: 1

MAGISTRATE	NEW REFERRALS				Total
	CSPO	Tax Cert.	Tax Treas.	Non Tax	
<u>AUGUSTYN/KEVIN/C</u>	10	0	14	22	36
<u>BUCHA/STEPHEN/M</u>	16	0	13	31	44
<u>DAY/CHRISTOPHER/</u>	9	0	27	31	58
<u>DYKE/JOHN/T</u>	6	0	18	18	36
<u>GOZELANCZYK/BRIAN/S</u>	11	0	23	20	43
<u>HEGYES/DEAN/K</u>	4	0	20	19	39
<u>JACKSON/AMY/R</u>	9	0	25	21	46
<u>JACKSON/JIM/L</u>	6	0	17	30	47
<u>KLEIN/MONICA/</u>	7	0	20	15	35
<u>LUCAS/PAUL/</u>	11	0	34	32	66
<u>LUNSFORD/GINA/</u>	5	0	25	26	51
Total	94	0	236	265	501

Report CMSR1062 - Judicial Foreclosure Statistics by Judge

Report CMSR1062 provides a list of judicial foreclosure case activity for each Judge. The report identifies how many cases were pending at the beginning of the period. The new cases filed and cases that were transferred in or reactivated are added to the number pending at the beginning of the period. It then shows the type and number of terminations for the period. The total terminations are subtracted from the total pending which provides the pending at the end of the period.

CUYAHOGA COUNTY COURT OF COMMON PLEAS

DATE: 10/09/2024
TIME: 08:04 AM

Foreclosure Statistics by Judge
Reporting Period: September 2024

PAGE: 1
CMSR1062

Judge							
AMBROSE, DICK							
Pending at Beg of Period			New Cases Filed		Cases Transferred In / Reactivated		Total
	1		0		0		1
Terminations							
	Bankruptcy	Default	RefVacated	Court Trial	Dismiss	Other	Total
	0	0	0	0	0	0	0
	Total Pending at End of Period						1
BELL, RICHARD A							
Pending at Beg of Period			New Cases Filed		Cases Transferred In / Reactivated		Total
	70		7		1		78
Terminations							
	Bankruptcy	Default	RefVacated	Court Trial	Dismiss	Other	Total
	0	2	0	0	4	2	8
	Total Pending at End of Period						70
CALABRESE, DEENA R							
Pending at Beg of Period			New Cases Filed		Cases Transferred In / Reactivated		Total
	88		8		0		96
Terminations							
	Bankruptcy	Default	RefVacated	Court Trial	Dismiss	Other	Total
	1	2	0	0	3	7	13
	Total Pending at End of Period						83
CLANCY, MAUREEN							
Pending at Beg of Period			New Cases Filed		Cases Transferred In / Reactivated		Total
	73		15		0		88
Terminations							
	Bankruptcy	Default	RefVacated	Court Trial	Dismiss	Other	Total
	0	4	0	0	6	13	23
	Total Pending at End of Period						65
CLARY, TIMOTHY W.							
Pending at Beg of Period			New Cases Filed		Cases Transferred In / Reactivated		Total
	66		7		0		73
Terminations							
	Bankruptcy	Default	RefVacated	Court Trial	Dismiss	Other	Total
	0	0	0	0	2	2	4
	Total Pending at End of Period						69
COLLIER-WILLIAMS, CASSANDRA							
Pending at Beg of Period			New Cases Filed		Cases Transferred In / Reactivated		Total
	62		9		1		72
Terminations							
	Bankruptcy	Default	RefVacated	Court Trial	Dismiss	Other	Total
	0	3	0	0	1	2	6
	Total Pending at End of Period						66
CORRIGAN, PETER J							
Pending at Beg of Period			New Cases Filed		Cases Transferred In / Reactivated		Total
	46		8		0		54
Terminations							
	Bankruptcy	Default	RefVacated	Court Trial	Dismiss	Other	Total
	0	1	0	0	1	6	8
	Total Pending at End of Period						46
FUERST, NANCY A							

CUYAHOGA COUNTY COURT OF COMMON PLEAS

DATE: 10/09/2024
TIME: 08:04 AM

Foreclosure Statistics by Judge
Reporting Period: September 2024

PAGE: 2
CMSR1062

Judge							
	Pending at Beg of Period		New Cases Filed	Cases Transferred In / Reactivated			Total
	72		12	0			84
Terminations							
	Bankruptcy	Default	RefVacated	Court Trial	Dismiss	Other	Total
	0	0	0	0	3	2	5
	Total Pending at End of Period						79
GALL, STEVEN E							
	Pending at Beg of Period		New Cases Filed	Cases Transferred In / Reactivated			Total
	61		12	3			76
Terminations							
	Bankruptcy	Default	RefVacated	Court Trial	Dismiss	Other	Total
	0	5	0	0	3	9	17
	Total Pending at End of Period						59
GALLAGHER, HOLLIE L							
	Pending at Beg of Period		New Cases Filed	Cases Transferred In / Reactivated			Total
	61		13	0			74
Terminations							
	Bankruptcy	Default	RefVacated	Court Trial	Dismiss	Other	Total
	0	2	0	0	3	7	12
	Total Pending at End of Period						62
GALLAGHER, KELLY ANN							
	Pending at Beg of Period		New Cases Filed	Cases Transferred In / Reactivated			Total
	85		9	1			95
Terminations							
	Bankruptcy	Default	RefVacated	Court Trial	Dismiss	Other	Total
	0	0	0	0	6	3	9
	Total Pending at End of Period						86
GALLAGHER, SHANNON M							
	Pending at Beg of Period		New Cases Filed	Cases Transferred In / Reactivated			Total
	63		15	2			80
Terminations							
	Bankruptcy	Default	RefVacated	Court Trial	Dismiss	Other	Total
	0	2	0	0	1	6	9
	Total Pending at End of Period						71
GAUL, DANIEL							
	Pending at Beg of Period		New Cases Filed	Cases Transferred In / Reactivated			Total
	64		11	1			76
Terminations							
	Bankruptcy	Default	RefVacated	Court Trial	Dismiss	Other	Total
	0	2	0	0	1	3	6
	Total Pending at End of Period						70
HAGAN, EMILY							
	Pending at Beg of Period		New Cases Filed	Cases Transferred In / Reactivated			Total
	73		11	0			84
Terminations							
	Bankruptcy	Default	RefVacated	Court Trial	Dismiss	Other	Total
	0	4	0	0	2	4	10
	Total Pending at End of Period						74
KELLEY, KEVIN J							

CUYAHOGA COUNTY COURT OF COMMON PLEAS

DATE: 10/09/2024
TIME: 08:04 AM

Foreclosure Statistics by Judge
Reporting Period: September 2024

PAGE: 3
CMSR1062

Judge							
	Pending at Beg of Period		New Cases Filed	Cases Transferred In / Reactivated			Total
	78		12	2			92
Terminations							
	Bankruptcy	Default	RefVacated	Court Trial	Dismiss	Other	Total
	0	2	0	0	3	5	10
Total Pending at End of Period							82
KILBANE, ASHLEY							
	Pending at Beg of Period		New Cases Filed	Cases Transferred In / Reactivated			Total
	84		11	0			95
Terminations							
	Bankruptcy	Default	RefVacated	Court Trial	Dismiss	Other	Total
	0	0	0	0	2	3	5
Total Pending at End of Period							90
MATIA, DAVID T							
	Pending at Beg of Period		New Cases Filed	Cases Transferred In / Reactivated			Total
	112		12	1			125
Terminations							
	Bankruptcy	Default	RefVacated	Court Trial	Dismiss	Other	Total
	0	1	0	0	13	6	20
Total Pending at End of Period							105
MCCORMICK, TIMOTHY							
	Pending at Beg of Period		New Cases Filed	Cases Transferred In / Reactivated			Total
	54		12	0			66
Terminations							
	Bankruptcy	Default	RefVacated	Court Trial	Dismiss	Other	Total
	1	3	0	0	0	7	11
Total Pending at End of Period							55
MCDONNELL, NANCY R							
	Pending at Beg of Period		New Cases Filed	Cases Transferred In / Reactivated			Total
	4		0	0			4
Terminations							
	Bankruptcy	Default	RefVacated	Court Trial	Dismiss	Other	Total
	0	0	0	0	0	0	0
Total Pending at End of Period							4
MCGINTY, WILLIAM T							
	Pending at Beg of Period		New Cases Filed	Cases Transferred In / Reactivated			Total
	92		12	1			105
Terminations							
	Bankruptcy	Default	RefVacated	Court Trial	Dismiss	Other	Total
	1	3	0	0	6	8	18
Total Pending at End of Period							87
MIDAY, SHERRIE							
	Pending at Beg of Period		New Cases Filed	Cases Transferred In / Reactivated			Total
	83		15	0			98
Terminations							
	Bankruptcy	Default	RefVacated	Court Trial	Dismiss	Other	Total
	0	0	0	0	3	4	7
Total Pending at End of Period							91
MOONEY, BRIAN							

CUYAHOGA COUNTY COURT OF COMMON PLEAS

DATE: 10/09/2024
TIME: 08:04 AM

Foreclosure Statistics by Judge
Reporting Period: September 2024

PAGE: 4
CMSR1062

Judge							
	Pending at Beg of Period		New Cases Filed	Cases Transferred In / Reactivated			Total
	86		21	2			109
Terminations							
	Bankruptcy	Default	RefVacated	Court Trial	Dismiss	Other	Total
	0	7	0	0	3	3	13
	Total Pending at End of Period						96
O'DONNELL, JENNIFER							
	Pending at Beg of Period		New Cases Filed	Cases Transferred In / Reactivated			Total
	93		13	0			106
Terminations							
	Bankruptcy	Default	RefVacated	Court Trial	Dismiss	Other	Total
	0	1	0	0	13	3	17
	Total Pending at End of Period						89
O'DONNELL, JOHN P							
	Pending at Beg of Period		New Cases Filed	Cases Transferred In / Reactivated			Total
	49		12	0			61
Terminations							
	Bankruptcy	Default	RefVacated	Court Trial	Dismiss	Other	Total
	0	2	0	0	1	6	9
	Total Pending at End of Period						52
RUSSO, JOHN J							
	Pending at Beg of Period		New Cases Filed	Cases Transferred In / Reactivated			Total
	56		10	0			66
Terminations							
	Bankruptcy	Default	RefVacated	Court Trial	Dismiss	Other	Total
	2	1	0	0	2	3	8
	Total Pending at End of Period						58
RUSSO, NANCY MARGARET							
	Pending at Beg of Period		New Cases Filed	Cases Transferred In / Reactivated			Total
	55		10	1			66
Terminations							
	Bankruptcy	Default	RefVacated	Court Trial	Dismiss	Other	Total
	0	0	0	0	6	2	8
	Total Pending at End of Period						58
SAFFOLD, JEFFREY P							
	Pending at Beg of Period		New Cases Filed	Cases Transferred In / Reactivated			Total
	67		18	0			85
Terminations							
	Bankruptcy	Default	RefVacated	Court Trial	Dismiss	Other	Total
	0	0	0	0	10	7	17
	Total Pending at End of Period						68
SAFFOLD, SHIRLEY STRICKLAND							
	Pending at Beg of Period		New Cases Filed	Cases Transferred In / Reactivated			Total
	94		8	1			103
Terminations							
	Bankruptcy	Default	RefVacated	Court Trial	Dismiss	Other	Total
	0	0	0	0	10	2	12
	Total Pending at End of Period						91
SANTOLI, ANDREW J.							

CUYAHOGA COUNTY COURT OF COMMON PLEAS

DATE: 10/09/2024
TIME: 08:04 AM

Foreclosure Statistics by Judge
Reporting Period: September 2024

PAGE: 5
CMSR1062

Judge							
	Pending at Beg of Period		New Cases Filed	Cases Transferred In / Reactivated			Total
	91		9	0			100
Terminations							
	Bankruptcy	Default	RefVacated	Court Trial	Dismiss	Other	Total
	0	7	0	0	5	3	15
	Total Pending at End of Period						85
SHAUGHNESSY, MICHAEL P							
	Pending at Beg of Period		New Cases Filed	Cases Transferred In / Reactivated			Total
	52		11	3			66
Terminations							
	Bankruptcy	Default	RefVacated	Court Trial	Dismiss	Other	Total
	1	2	0	0	1	5	9
	Total Pending at End of Period						57
SHEEHAN, BRENDAN J							
	Pending at Beg of Period		New Cases Filed	Cases Transferred In / Reactivated			Total
	34		8	1			43
Terminations							
	Bankruptcy	Default	RefVacated	Court Trial	Dismiss	Other	Total
	0	0	0	0	0	4	4
	Total Pending at End of Period						39
SUTULA, JOHN D							
	Pending at Beg of Period		New Cases Filed	Cases Transferred In / Reactivated			Total
	100		10	1			111
Terminations							
	Bankruptcy	Default	RefVacated	Court Trial	Dismiss	Other	Total
	0	4	0	0	4	3	11
	Total Pending at End of Period						100
SUTULA, KATHLEEN ANN							
	Pending at Beg of Period		New Cases Filed	Cases Transferred In / Reactivated			Total
	66		8	0			74
Terminations							
	Bankruptcy	Default	RefVacated	Court Trial	Dismiss	Other	Total
	0	0	0	0	1	1	2
	Total Pending at End of Period						72
SYNENBERG, JOAN							
	Pending at Beg of Period		New Cases Filed	Cases Transferred In / Reactivated			Total
	81		13	1			95
Terminations							
	Bankruptcy	Default	RefVacated	Court Trial	Dismiss	Other	Total
	1	5	0	0	6	7	19
	Total Pending at End of Period						76
TURNER, DEBORAH M							
	Pending at Beg of Period		New Cases Filed	Cases Transferred In / Reactivated			Total
	73		14	2			89
Terminations							
	Bankruptcy	Default	RefVacated	Court Trial	Dismiss	Other	Total
	0	1	0	0	1	7	9
	Total Pending at End of Period						80
VODREY, WILLIAM F. B.							

CUYAHOGA COUNTY COURT OF COMMON PLEAS

DATE: 10/09/2024
 TIME: 08:04 AM

Foreclosure Statistics by Judge
 Reporting Period: September 2024

PAGE: 6
 CMSR1062

Judge

	Pending at Beg of Period	New Cases Filed		Cases Transferred In / Reactivated			Total
	94	14		1			109
Terminations	Bankruptcy	Default	RefVacated	Court Trial	Dismiss	Other	Total
	0	6	0	0	4	0	10
	Total Pending at End of Period						99

Monthly Summary

MONTHLY SUMMARY

September 2024

NAME	PEND	ASSIGNED			TRIALS						DISP	PENDING				+ -
		CV	CR	TOT	JURY			COURT				CV	FR	CR	TOT	
Richard A. Bell	330	50	23	73	0	0	0	1	0	1	86	181	70	66	317	+ 13
Deena R. Calabrese	400	55	27	82	0	0	0	0	0	0	88	202	83	109	394	+ 6
Maureen Clancy	377	49	31	80	0	0	0	1	0	1	77	207	64	109	380	- 3
Timothy W. Clary	442	47	27	74	0	0	0	0	0	0	78	240	68	130	438	+ 4
Cassandra Collier-Willia	427	46	35	81	0	0	0	0	1	1	82	245	66	115	426	+ 1
Peter J. Corrigan	516	46	30	76	0	0	0	0	0	0	90	295	46	161	502	+ 14
Nancy A. Fuerst	380	49	35	84	0	0	0	0	0	0	55	229	78	102	409	- 29
Steven E. Gall	468	51	27	78	0	1	1	0	0	0	100	244	58	144	446	+ 22
Hollie L. Gallagher	381	49	27	76	0	0	0	0	0	0	62	214	60	121	395	- 14
Kelly A. Gallagher	474	50	25	75	0	0	0	1	1	2	94	282	83	90	455	+ 19
Shannon M. Gallagher	368	54	26	80	0	0	0	1	0	1	87	200	71	90	361	+ 7
Daniel Gaul	538	49	25	74	0	0	0	1	0	1	76	282	70	184	536	+ 2
Emily Hagan	442	53	29	82	0	0	0	0	1	1	71	239	74	140	453	- 11
Kevin J. Kelley	496	48	25	73	0	0	0	1	0	1	84	233	81	171	485	+ 11
Ashley Kilbane	472	50	27	77	0	1	1	0	0	0	63	249	88	149	486	- 14
David T. Matia	461	54	21	75	0	0	0	0	0	0	100	241	105	90	436	+ 25
Timothy McCormick	435	46	20	66	0	0	0	0	0	0	85	289	55	72	416	+ 19
William T. McGinty	458	49	25	74	0	0	0	0	0	0	83	253	85	111	449	+ 9
Sherrie Miday	455	52	26	78	0	0	0	0	0	0	77	243	90	123	456	- 1
Brian Mooney	464	48	34	82	1	1	2	0	0	0	70	230	95	151	476	- 12
Jennifer O'Donnell	496	54	21	75	0	0	0	0	0	0	97	242	89	143	474	+ 22
John P. O'Donnell	392	47	27	74	0	2	2	1	0	1	93	217	52	104	373	+ 19
John J. Russo	392	48	22	70	0	1	1	0	0	0	77	231	57	97	385	+ 7
Nancy Margaret Russo	241	56	17	73	0	0	0	0	2	2	74	131	57	52	240	+ 1
Jeffrey P. Saffold	401	54	29	83	0	0	0	0	0	0	91	246	67	80	393	+ 8
Shirley Strickland Saffold	483	50	33	83	0	0	0	0	0	0	56	278	91	141	510	- 27
Andrew J. Santoli	447	47	31	78	0	1	1	0	0	0	99	243	82	101	426	+ 21
Michael P. Shaughnessy	379	54	36	90	0	0	0	0	0	0	66	231	57	115	403	- 24
Brendan J. Sheehan	169	26	10	36	0	0	0	0	0	0	41	96	39	29	164	+ 5
John D. Sutula	602	49	34	83	0	1	1	0	0	0	99	234	100	252	586	+ 16
Kathleen Ann Sutula	540	47	25	72	0	0	0	0	1	1	51	277	70	214	561	- 21
Joan Synenberg	420	49	29	78	0	0	0	0	0	0	89	235	76	98	409	+ 11
Deborah M. Turner	466	52	29	81	0	0	0	0	0	0	58	267	80	142	489	- 23
William F.B. Vodrey	513	50	31	81	0	1	1	0	0	0	85	242	98	169	509	+ 4
TOTALS	14725	1678	919	2597	1	9	10	7	6	13	2684	7968	2505	4165	14638	+ 87

Year to Date Summary

SUMMARY FOR THE COURT

January - September 2024

NAME	PEND	ASSIGNED			TRIALS						DISP	PENDING				+ -
		CV	CR	TOT	JURY			COURT				CV	FR	CR	TOT	
Richard A. Bell	319	461	254	715	0	8	8	2	0	2	717	181	70	66	317	+ 2
Deena R. Calabrese	405	463	301	764	0	2	2	1	0	1	775	202	83	109	394	+ 11
Maureen Clancy	384	445	284	729	0	10	10	3	0	3	733	207	64	109	380	+ 4
Timothy W. Clary	441	451	291	742	1	5	6	4	1	5	745	240	68	130	438	+ 3
Cassandra Collier-Willia	504	441	305	746	1	2	3	0	6	6	824	245	66	115	426	+ 78
Peter J. Corrigan	519	405	281	686	0	3	3	0	0	0	703	295	46	161	502	+ 17
Nancy A. Fuerst	371	440	277	717	0	4	4	1	0	1	679	229	78	102	409	- 38
Steven E. Gall	466	456	323	779	1	7	8	0	0	0	799	244	58	144	446	+ 20
Hollie L. Gallagher	366	457	276	733	1	5	6	7	1	8	704	214	60	121	395	- 29
Kelly A. Gallagher	460	452	258	710	3	3	6	2	1	3	715	282	83	90	455	+ 5
Shannon M. Gallagher	374	463	270	733	0	0	0	3	1	4	746	200	71	90	361	+ 13
Daniel Gaul	509	457	336	793	0	4	4	1	1	2	766	282	70	184	536	- 27
Emily Hagan	420	458	305	763	1	1	2	1	5	6	730	239	74	140	453	- 33
Kevin J. Kelley	501	455	293	748	2	6	8	1	4	5	764	233	81	171	485	+ 16
Ashley Kilbane	443	448	260	708	0	4	4	0	0	0	665	249	88	149	486	- 43
David T. Matia	415	454	240	694	0	1	1	0	1	1	673	241	105	90	436	- 21
Timothy McCormick	415	440	291	731	2	2	4	0	3	3	730	289	55	72	416	- 1
William T. McGinty	455	452	292	744	1	3	4	1	7	8	750	253	85	111	449	+ 6
Sherrie Miday	421	457	272	729	0	1	1	0	2	2	694	243	90	123	456	- 35
Brian Mooney	466	442	277	719	2	3	5	2	2	4	709	230	95	151	476	- 10
Jennifer O'Donnell	475	467	275	742	1	2	3	0	3	3	743	242	89	143	474	+ 1
John P. O'Donnell	419	440	284	724	3	7	10	3	1	4	770	217	52	104	373	+ 46
John J. Russo	387	422	289	711	0	5	5	0	2	2	713	231	57	97	385	+ 2
Nancy Margaret Russo	246	473	242	715	1	4	5	1	4	5	721	131	57	52	240	+ 6
Jeffrey P. Saffold	500	455	274	729	2	3	5	0	4	4	836	246	67	80	393	+ 107
Shirley Strickland Saffold	375	447	285	732	0	4	4	0	0	0	597	278	91	141	510	- 135
Andrew J. Santoli	431	448	305	753	1	3	4	0	3	3	758	243	82	101	426	+ 5
Michael P. Shaughnessy	364	449	279	728	0	2	2	0	0	0	689	231	57	115	403	- 39
Brendan J. Sheehan	180	231	105	336	3	1	4	2	0	2	352	96	39	29	164	+ 16
John D. Sutula	572	450	340	790	1	10	11	0	2	2	776	234	100	252	586	- 14
Kathleen Ann Sutula	546	449	300	749	0	3	3	0	2	2	734	277	70	214	561	- 15
Joan Synenberg	423	446	288	734	0	2	2	0	2	2	748	235	76	98	409	+ 14
Deborah M. Turner	493	460	290	750	1	2	3	0	4	4	754	267	80	142	489	+ 4
William F.B. Vodrey	495	449	309	758	2	9	11	0	2	2	744	242	98	169	509	- 14
TOTALS	14560	15083	9551	24634	30	131	161	35	64	99	24556	7968	2505	4165	14638	- 78

Corrections/Adjustments