



CUYAHOGA COUNTY COMMON PLEAS COURT

***Statistics Report
August 2024***

***Brendan J. Sheehan
Administrative and Presiding Judge***

TABLE OF CONTENTS

Criminal Statistics

Newly Filed, Re-Activated and Transferred in Cases _____ 4

Yearly Criminal Terminations _____ 5

Pending Criminal Cases End of Period _____ 6

Clearance Rate _____ 7

Arrest to Disposition Timeline _____ 8

Average Arrest to Disposition Timeline (Jail Cases) _____ 9

Average Arrest to Disposition Timeline (Non-Jail Cases) _____ 10

Average Arrest to Disposition Timeline (Jail and Non-Jail Cases) _____ 11

Yearly Average Arrest to Disposition Timeline _____ 12

Indictments and Informations Filed With the Clerk of Courts _____ 13

Bail Case Arraignment Activity _____ 14

Overall Arraignment Statistics _____ 15

Foreclosure Statistics

Total Pending Judicial Foreclosure Cases Referred to Magistrates _____ 17

Total Pending Tax Lien & Certificate Cases Referred to Magistrates _____ 18

Percentage of Pending Judicial Foreclosure Cases By Filing Year _____ 19

Judicial Foreclosure Clearance Rate Year 2024 _____ 20

Avg. Number of Days to Disp. (Excl. Bank. Stays & Tax Lien & Tax Cert.) _____ 21

Avg. Number of Days to Disp. (Excl. Bank. Stays & Incl. Tax Lien & Tax Cert.) _____ 22

Total New Judicial Foreclosure Filings _____ 23

New Marsh of Lien/Quiet Title/Partition Case Filings for Years 2011 – 2024 YTD _____ 23

New Marsh of Lien/Quiet Title/Partition Case Filings by month for 2024 YTD _____ 24

New Tax Lien & Certificate Filings for Years 2011 – 2024 YTD _____ 25

New Tax Lien & Certificate Filings by Month for Year 2024 YTD _____ 25

Total New Judicial Foreclosure Filings Years 2011 – 2024 YTD _____ 26

Total New Judicial Foreclosure Filings by Month for Year 2024 YTD _____ 26

Magistrate’s Monthly Reports _____ 27

Report CMSR1062 - Judicial Foreclosure Statistics by Judge _____ 35

Monthly Summary _____ 41

Year to Date Summary _____ 43

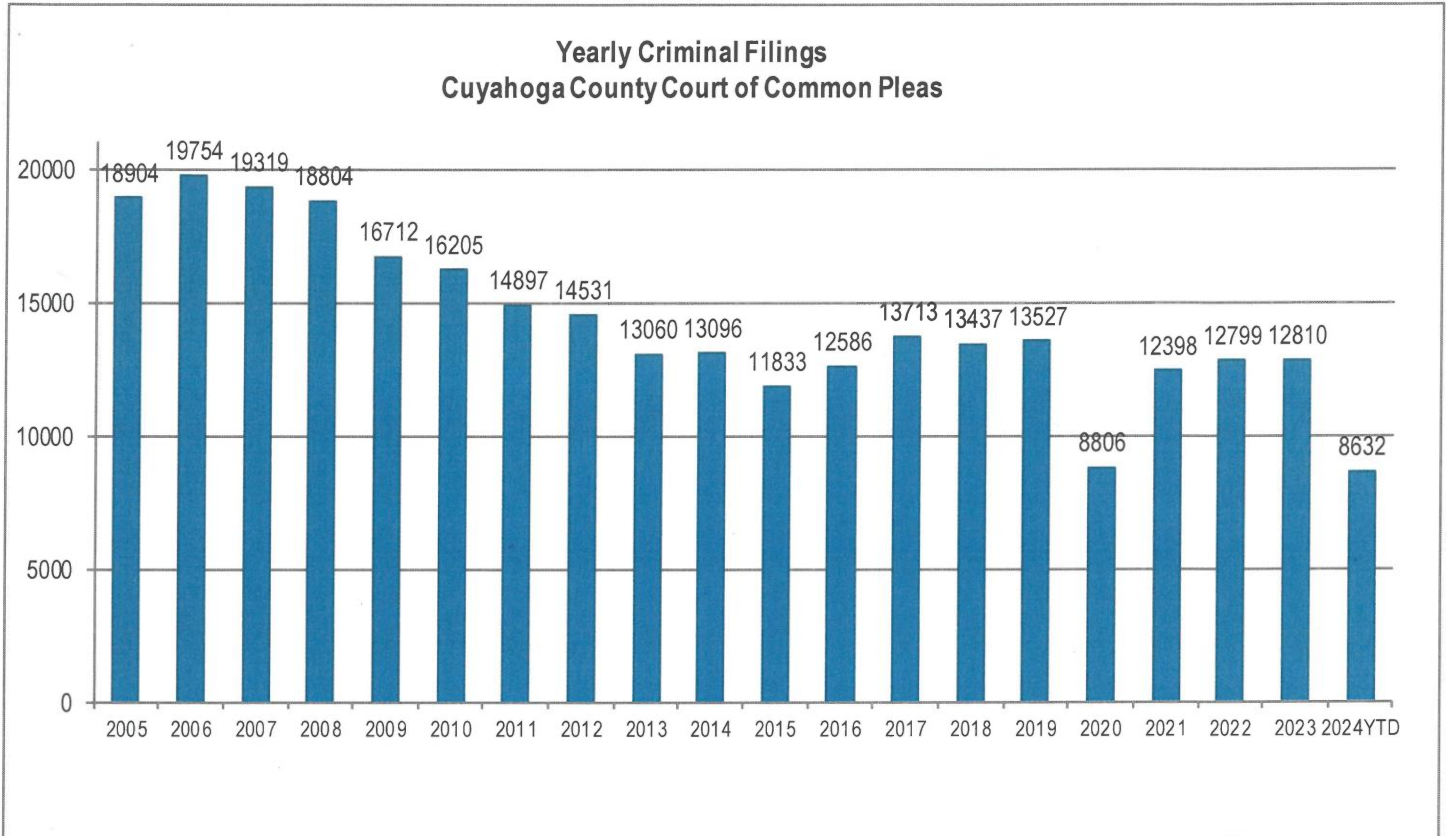
Corrections/Adjustments _____ 45

Criminal Case Statistics

CUYAHOGA COUNTY COMMON PLEAS COURT

Newly Filed, Re-Activated and Transferred in Cases

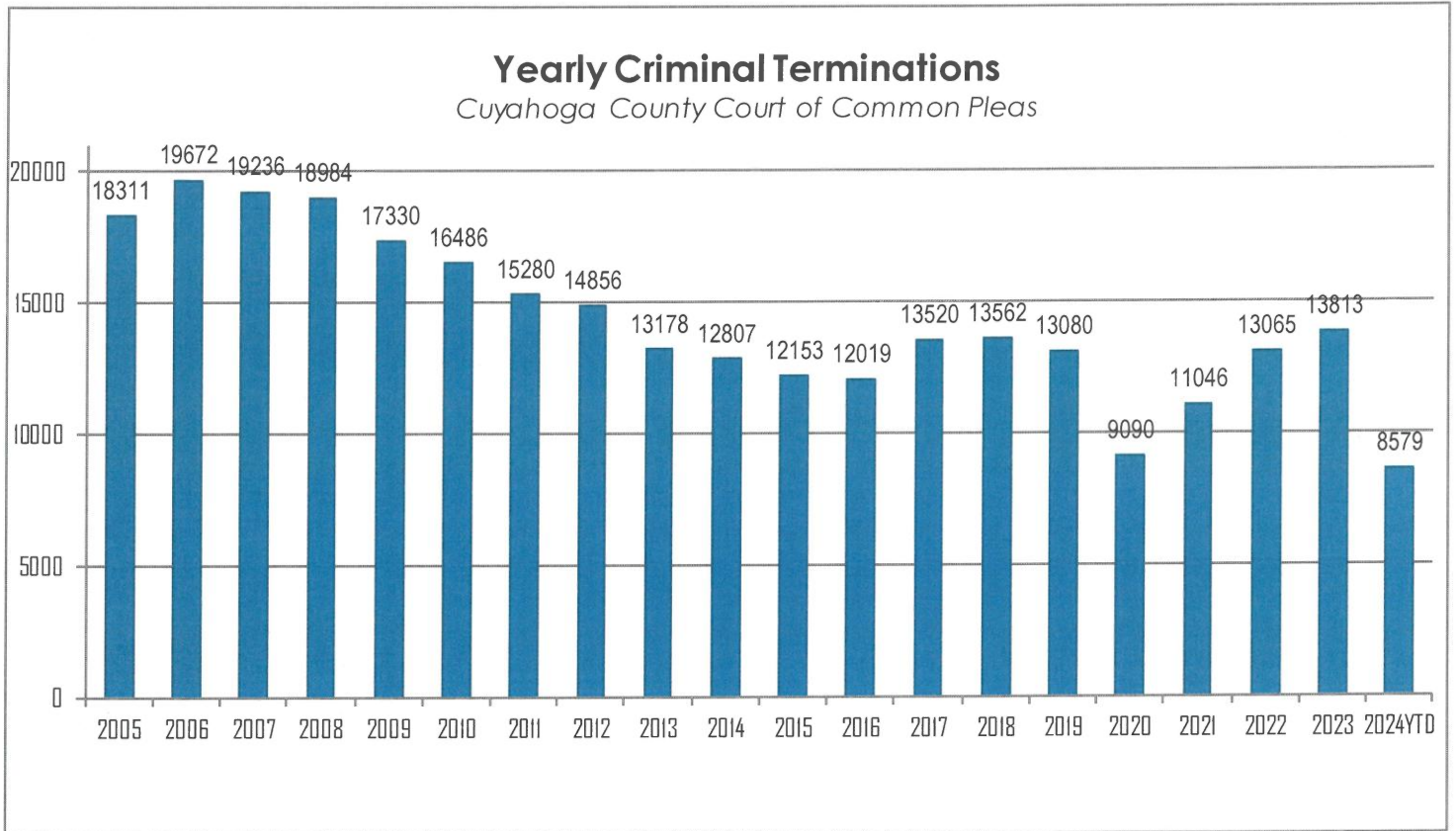
The following chart is a representation of all filed cases in Cuyahoga County Court of Common Pleas from 2005 – August 2024. Newly filed cases are defined as having been arraigned and assigned to a Judge. Re-activated cases are defined as cases where a defendant was unavailable for trial and has now become ready to proceed. Transferred cases are defined as cases moved from one judge's docket to another. This could be due to re-assignment to a Mental Health Judge or after additional information indicates that by Court rule, the case should have been assigned to another Judge.



CUYAHOGA COUNTY COMMON PLEAS COURT

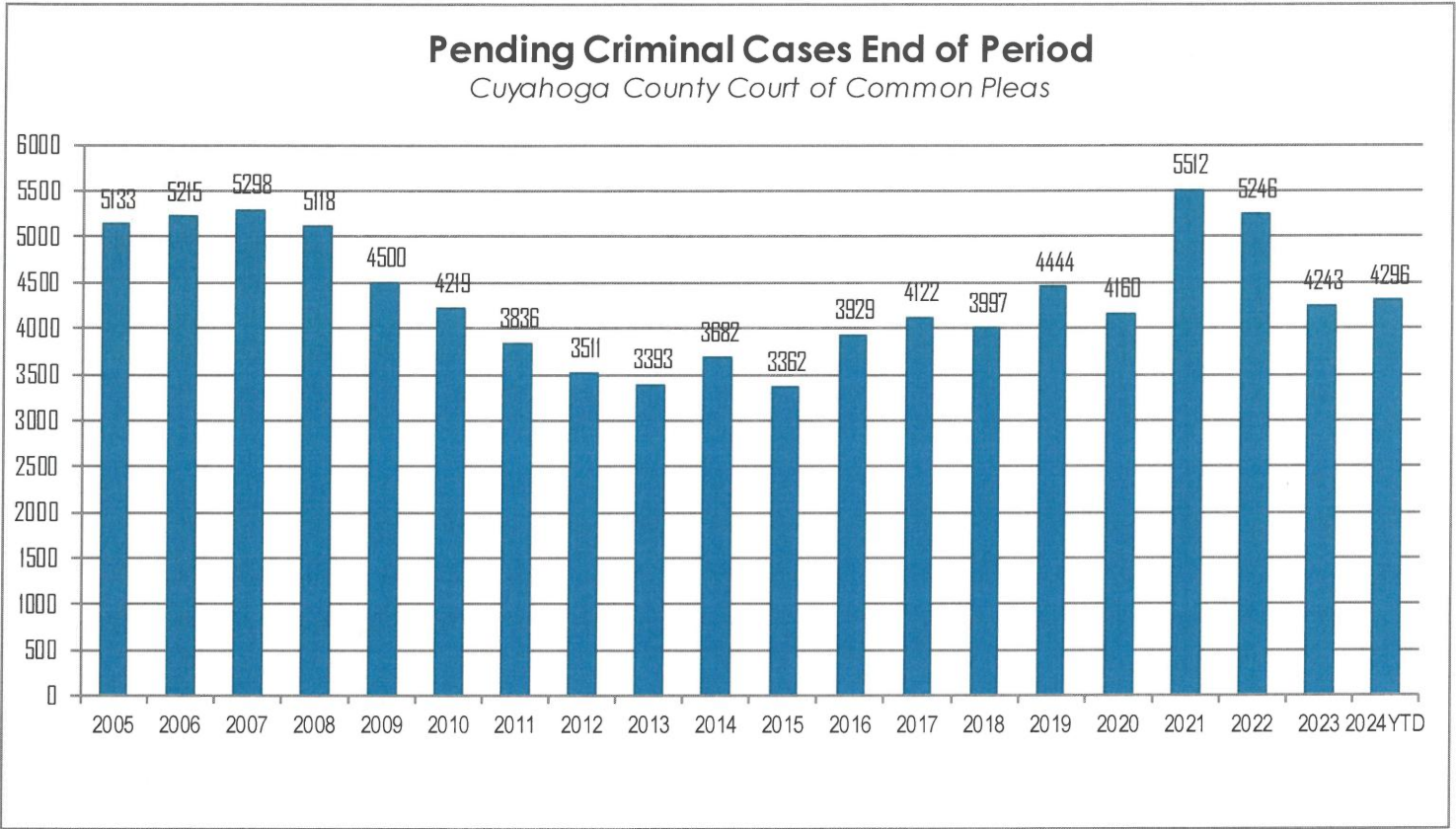
Yearly Criminal Terminations

The following chart represents cases that have been terminated by the court from 2005 – August 2024. These cases have been terminated either by trial; plea, dismissal or a defendant is unavailable for trial or sentencing.



Pending Criminal Cases End of Period

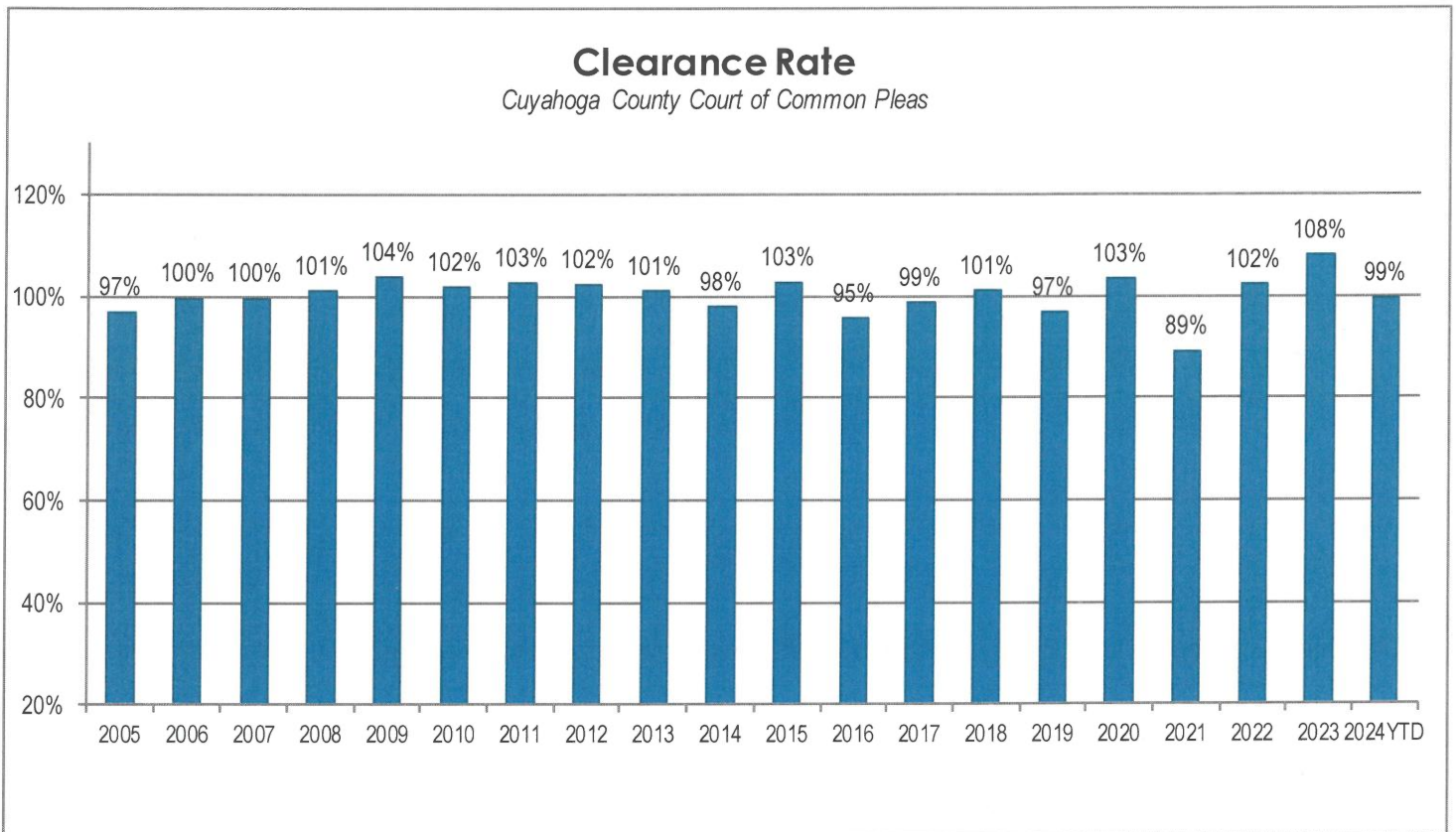
The following chart represents the total number of cases pending at the end of the reporting period from 2005 – August 2024. Pending criminal cases at the end of the period is determined by adding the total number of pending cases at the beginning of the reporting period, and all newly filed, re-activated and transferred in cases. The total number of cases terminated in the period is subtracted from the sum total pending at the beginning of the period to give the value pending at the end of the period.



CUYAHOGA COUNTY COMMON PLEAS COURT

Clearance Rate

The Clearance Rate is the total number of outgoing cases as a percentage of the number of incoming cases. Clearance rate measures whether the court is keeping up with its incoming caseload. If cases are not disposed in a timely manner, a backlog of cases awaiting disposition will grow. A Clearance Rate of 100% indicates that at least as many cases have been filed, reopened, or reactivated in a period have been disposed.



Arrest to Disposition Timeline

Arrest to disposition timeline is a method to measure how felony cases flow through the Cuyahoga County Criminal Justice System. By capturing how long a case takes to move from stage to stage, we can examine where problems may exist and where potential improvements in case processing can be made.

The source data was extracted from the Cuyahoga County Court of Common Pleas Case Management System. The overall population of sample data was based on cases terminated in a given month excluding cases that have gone through diversion programs. A case is defined as a defendant and all charges involved in a single incident. The period for the extracted data is from August 2024.

The stages examined were:

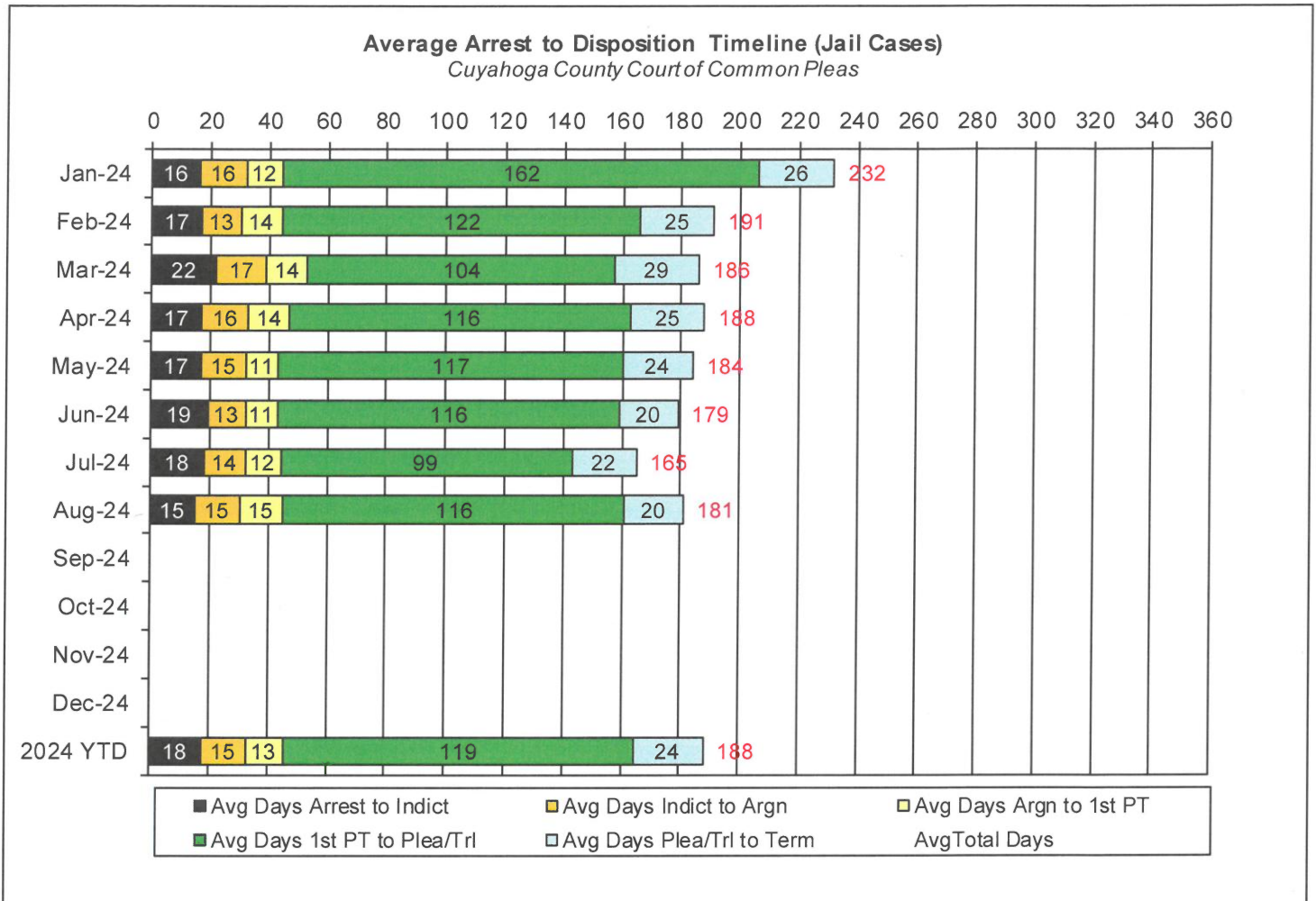
- Arrest to Indictment
- Indictment to Arraignment
- Arraignment to 1st Pre-Trial
- 1st Pre-Trial to Plea/Trial
- Plea/Trial to Termination

Due to the fact that each case may or may not have all of the stage date elements, a method to arrive at stage averages was applied. For a case to be included in the average for a stage there would need to be both dates for the given stage. A case would be included in the Arrest to Indictment stage if both arrest date and indictment date were available. This method was applied to each of the five stages. Next we calculated the total number of cases that met the date criteria for each of the ranges and also the total number of days between each date. To arrive at an average, the total number of days for each case in each range was calculated and divided by the total number of cases that met the date criteria. If a case had a time period or periods where the defendant was capiased or referred to the Psych Clinic, that amount of time was subtracted from the appropriate range. For re-indicted cases, the original arrest date is used.

The following three charts are for Jail, Non-Jail and combined Jail and Non-Jail cases. Jail and Non-Jail cases are defined by the posting of bond prior to plea or trial.

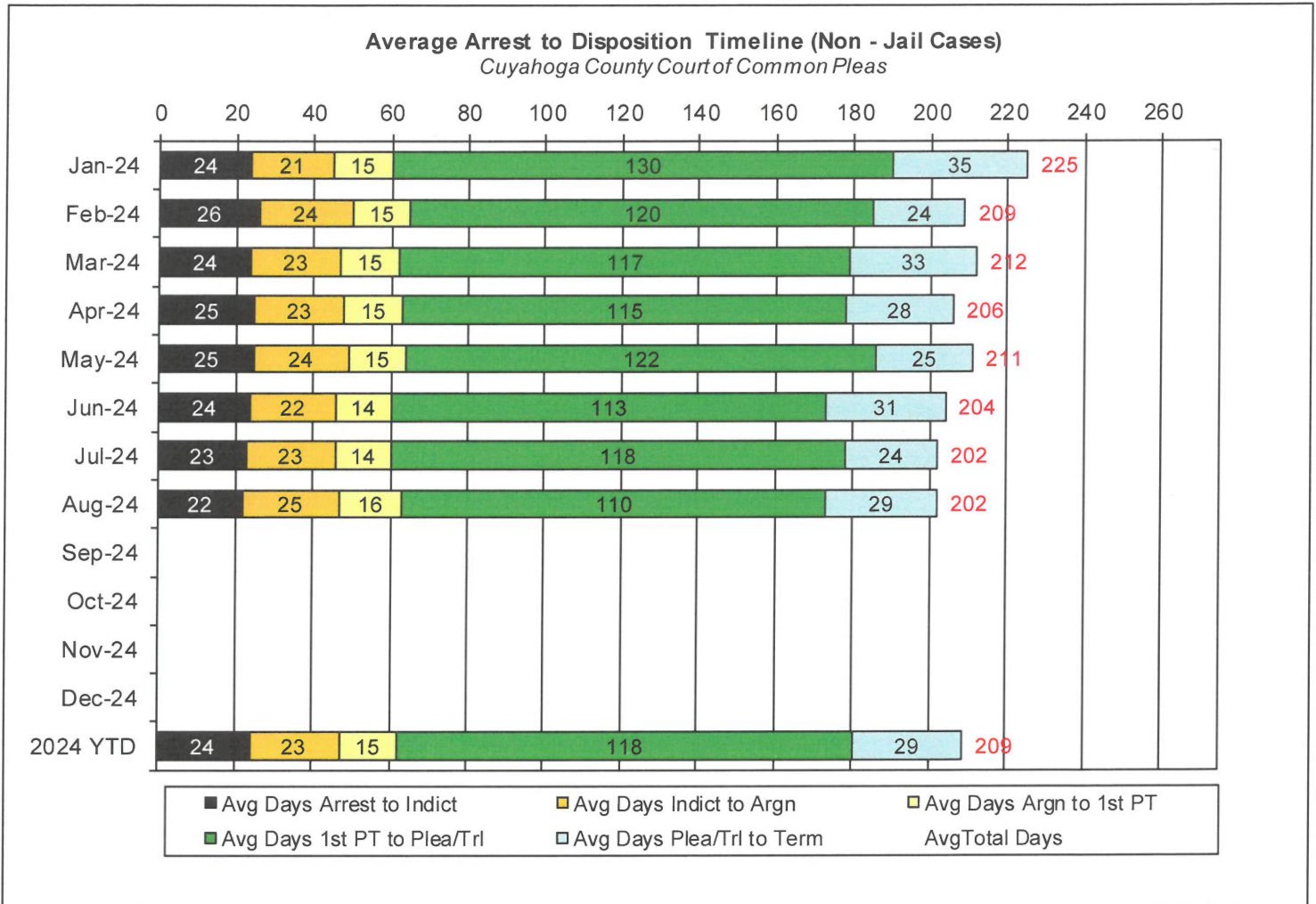
CUYAHOGA COUNTY COMMON PLEAS COURT

Average Arrest to Disposition Timeline (Jail Cases)



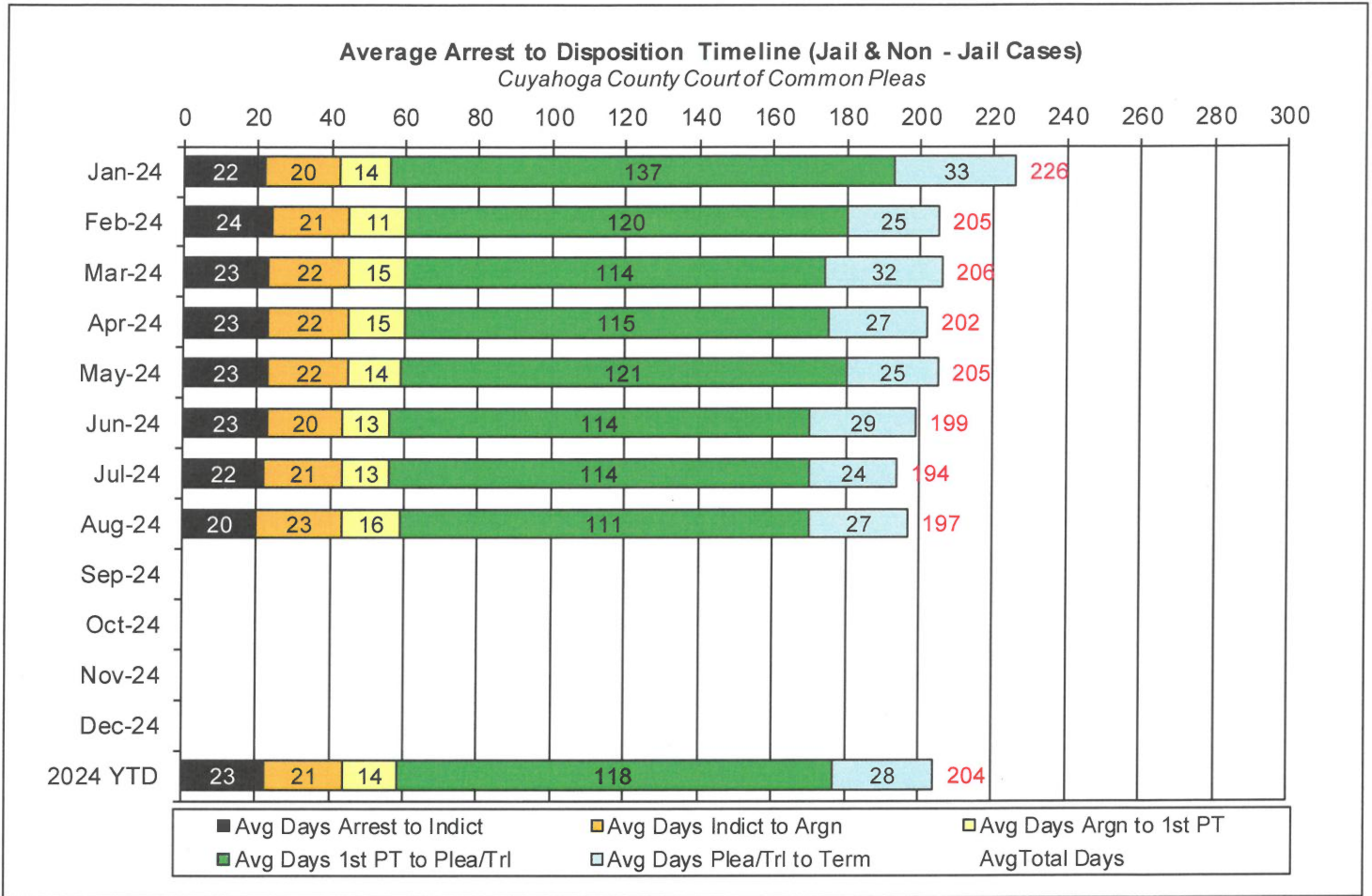
CUYAHOGA COUNTY COMMON PLEAS COURT

Average Arrest to Disposition Timeline (Non-Jail Cases)



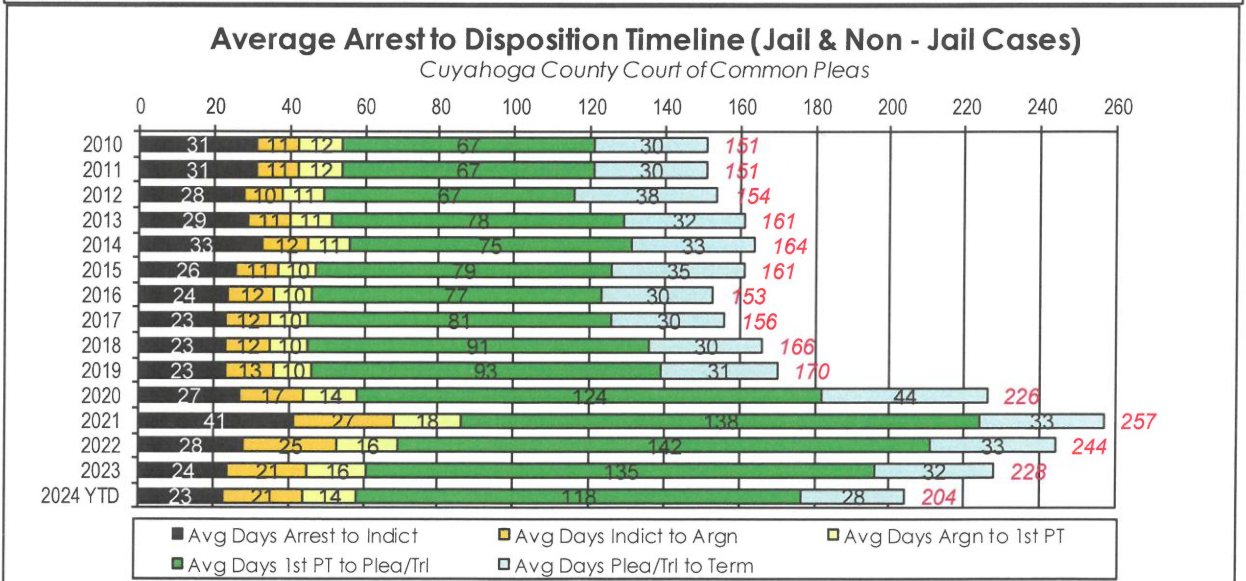
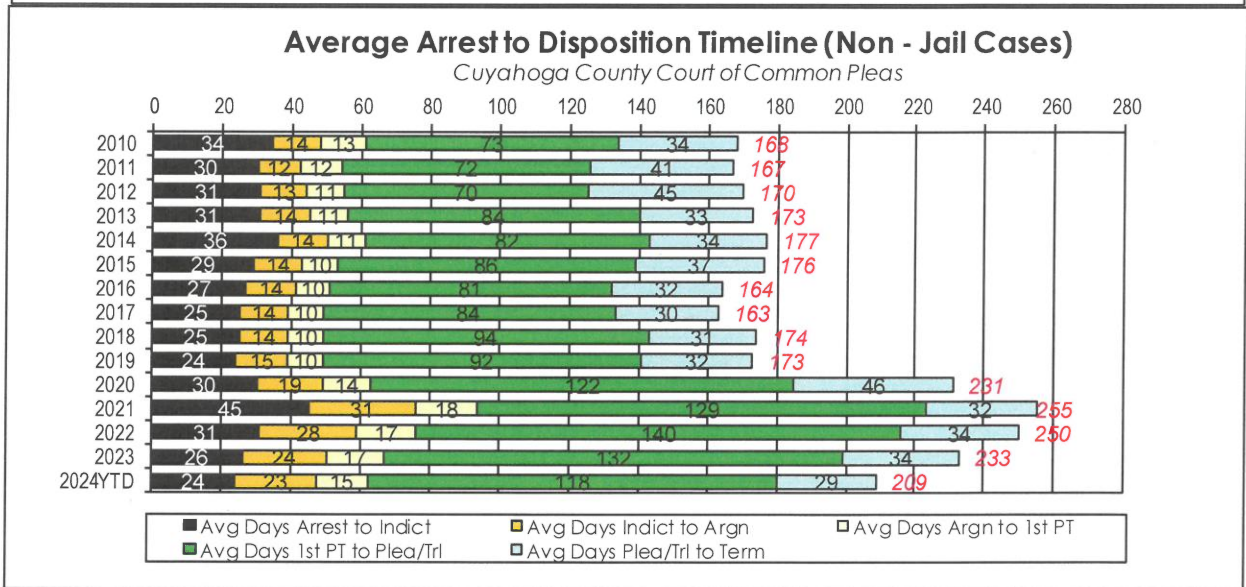
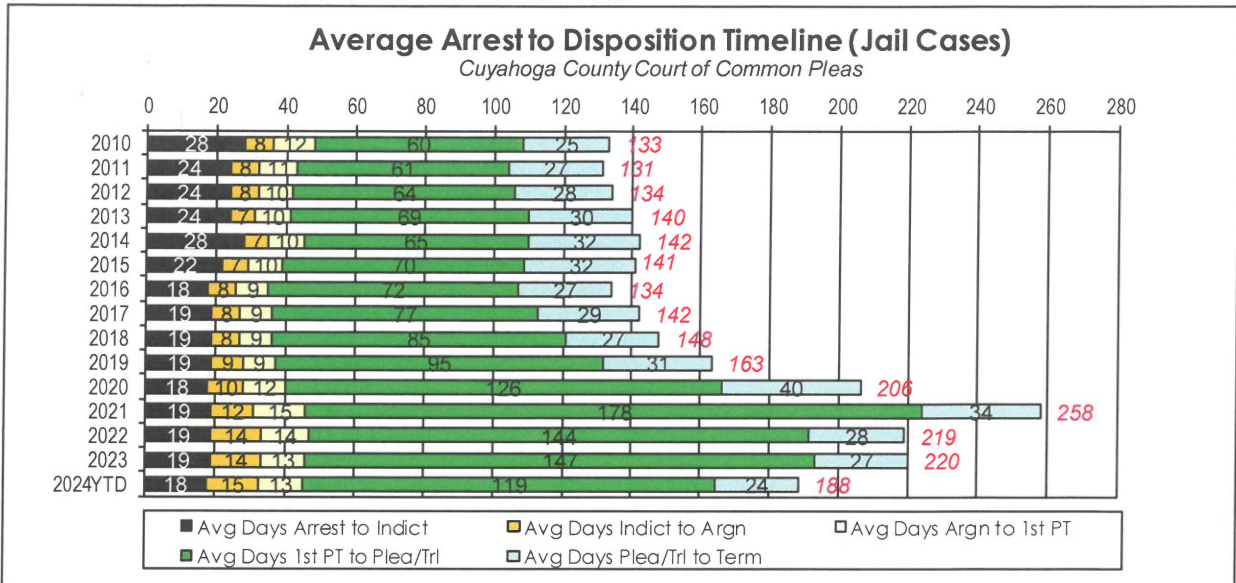
CUYAHOGA COUNTY COMMON PLEAS COURT

Average Arrest to Disposition Timeline (Jail and Non-Jail Cases)



CUYAHOGA COUNTY COMMON PLEAS COURT

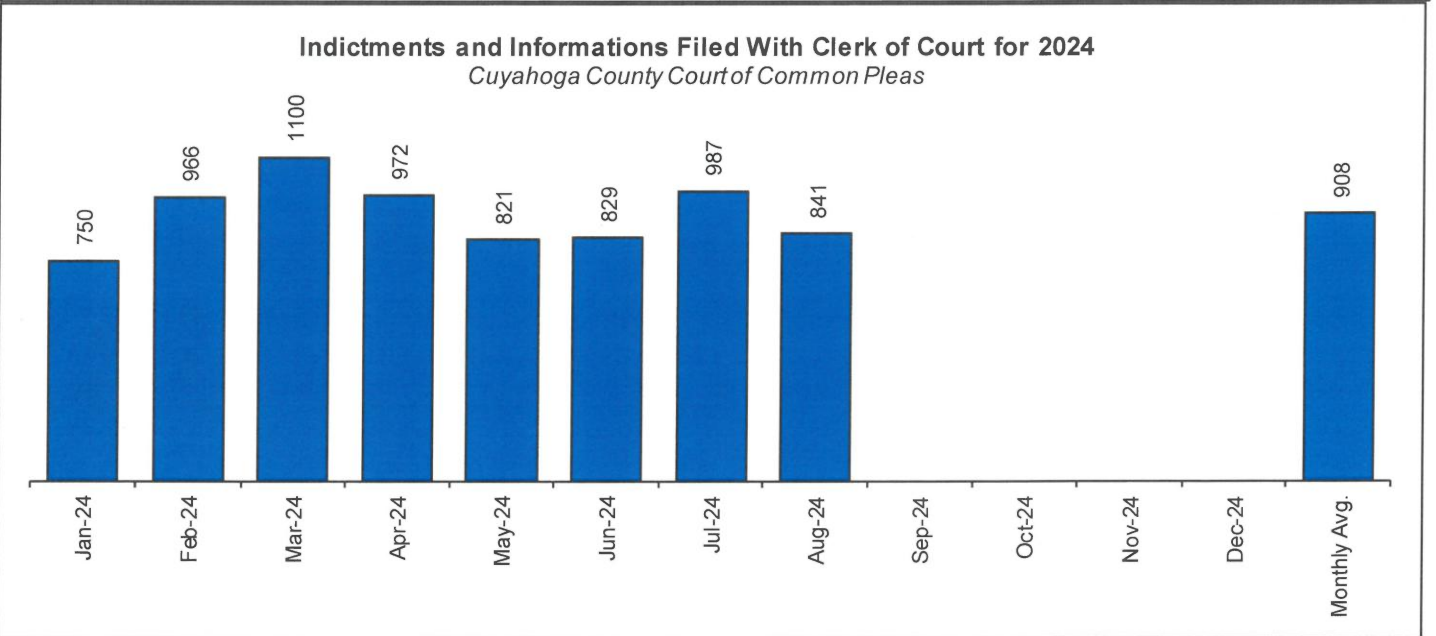
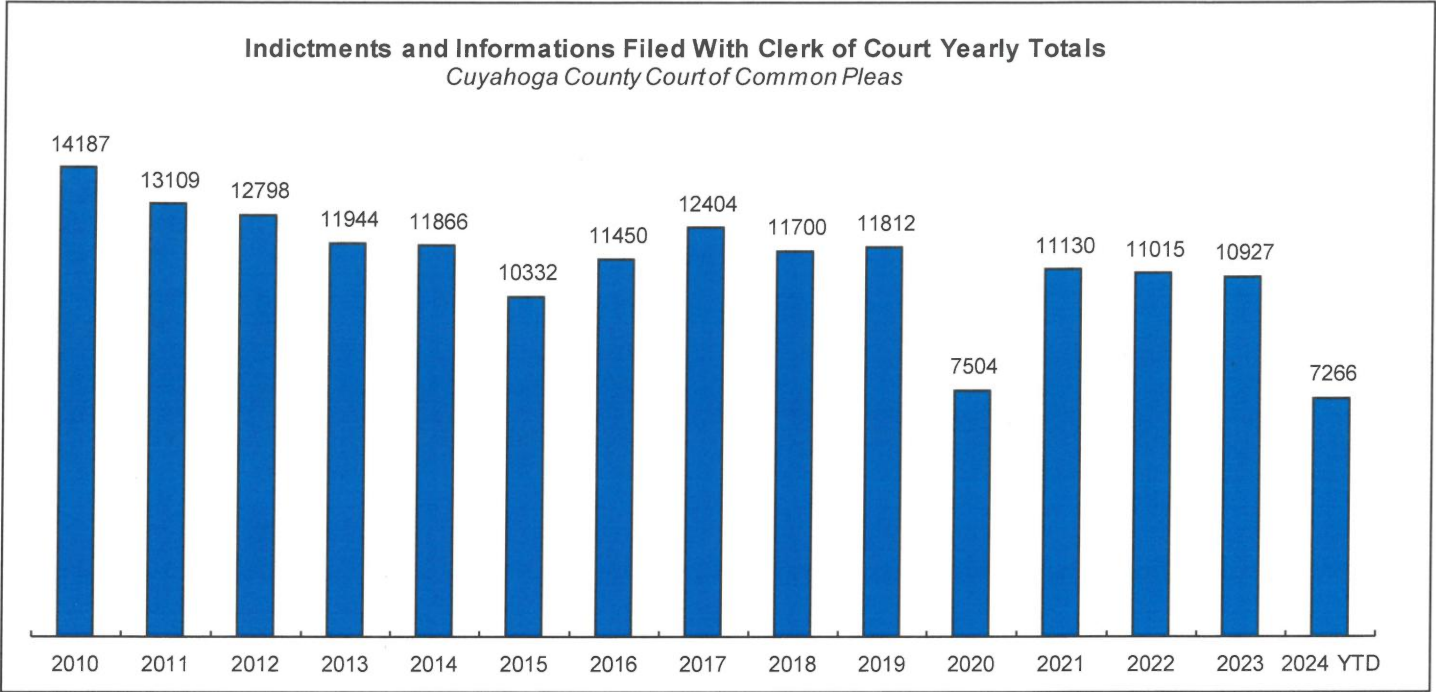
Yearly Average Arrest to Disposition Timeline



CUYAHOGA COUNTY COMMON PLEAS COURT

Indictments and Informations Filed With the Clerk of Courts

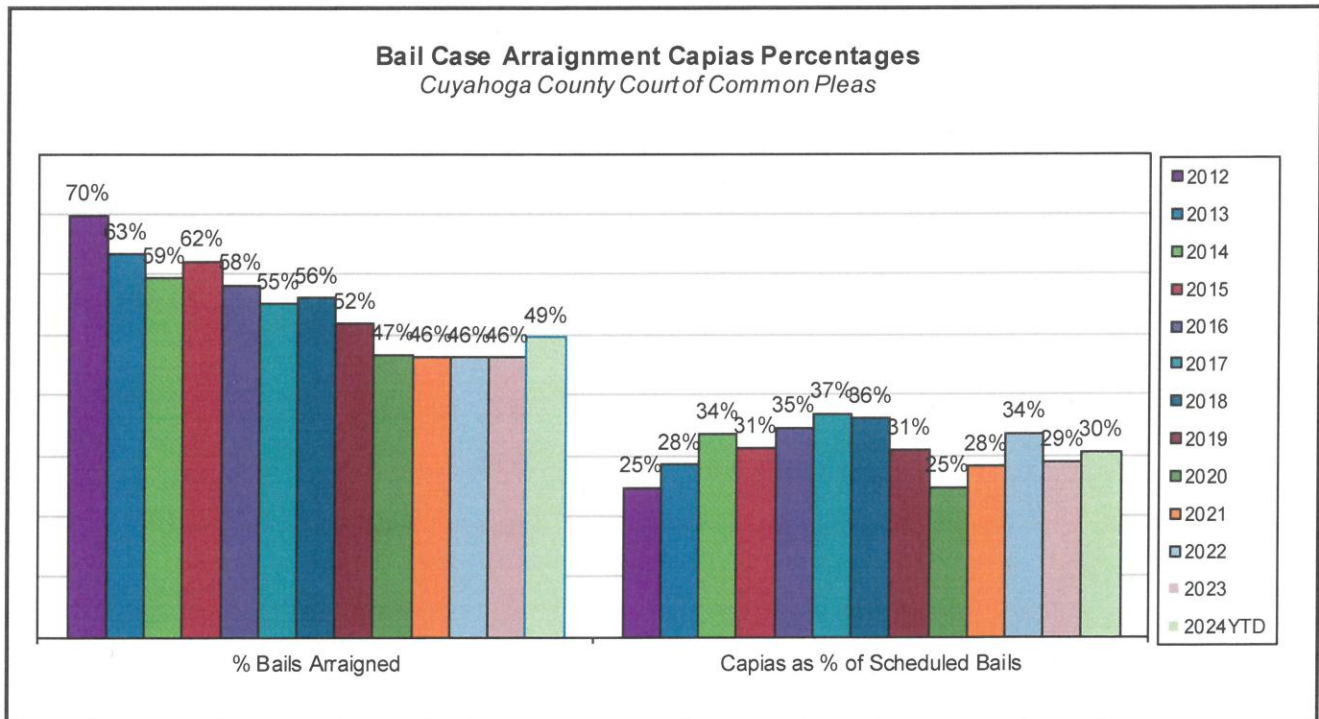
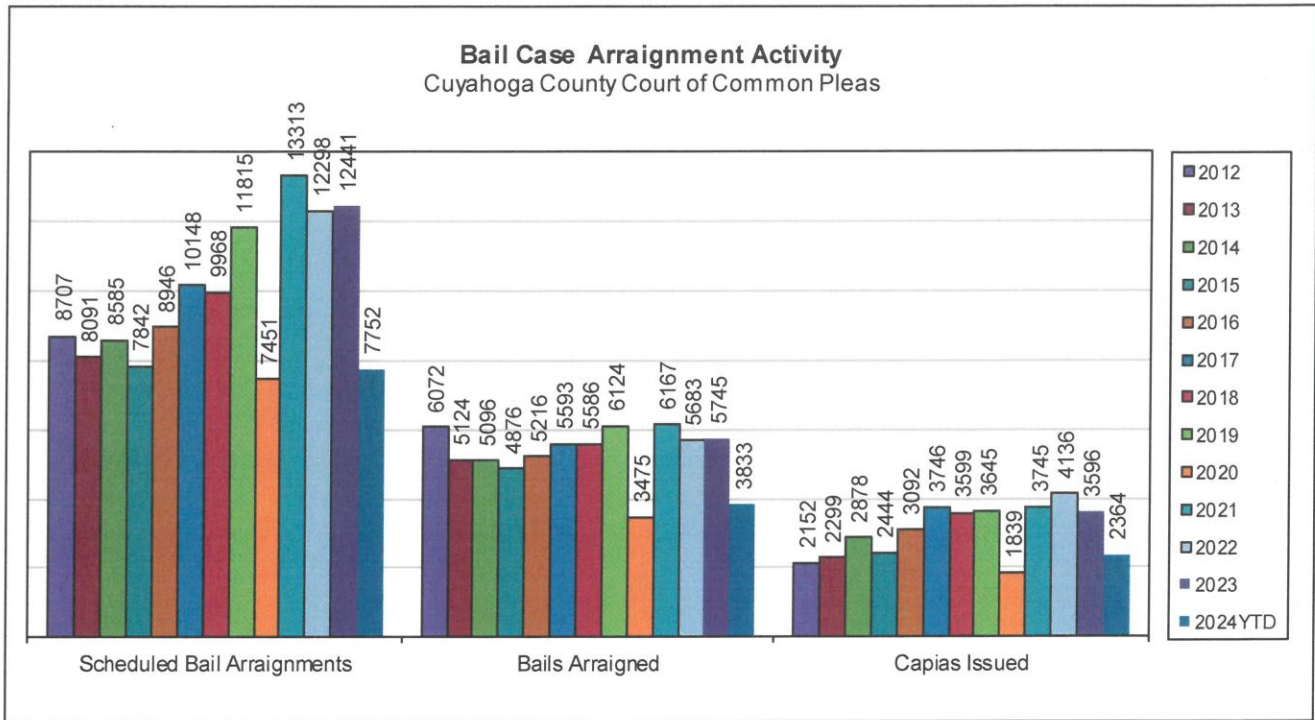
The following charts are reflective of Indictments and Informations filed with the Criminal Clerk of Courts from 2010. The source for this information was the Criminal Clerk's Office.



CUYAHOGA COUNTY COMMON PLEAS COURT

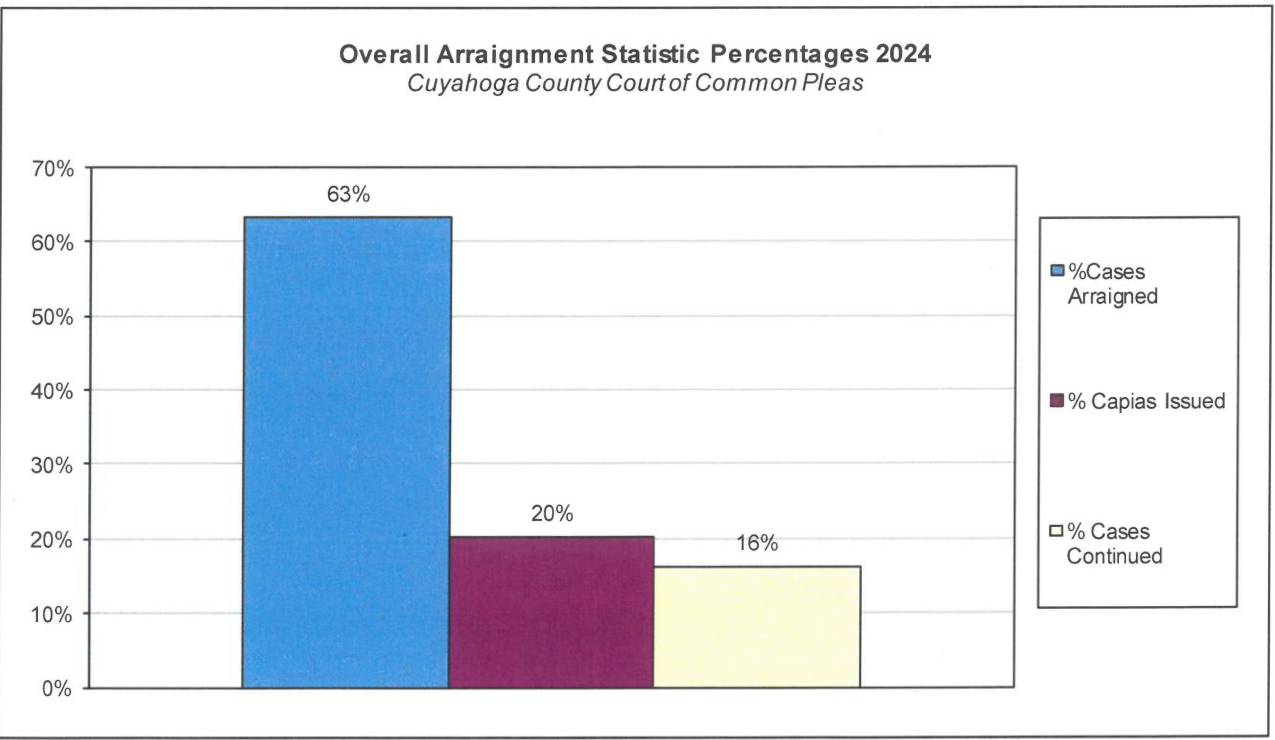
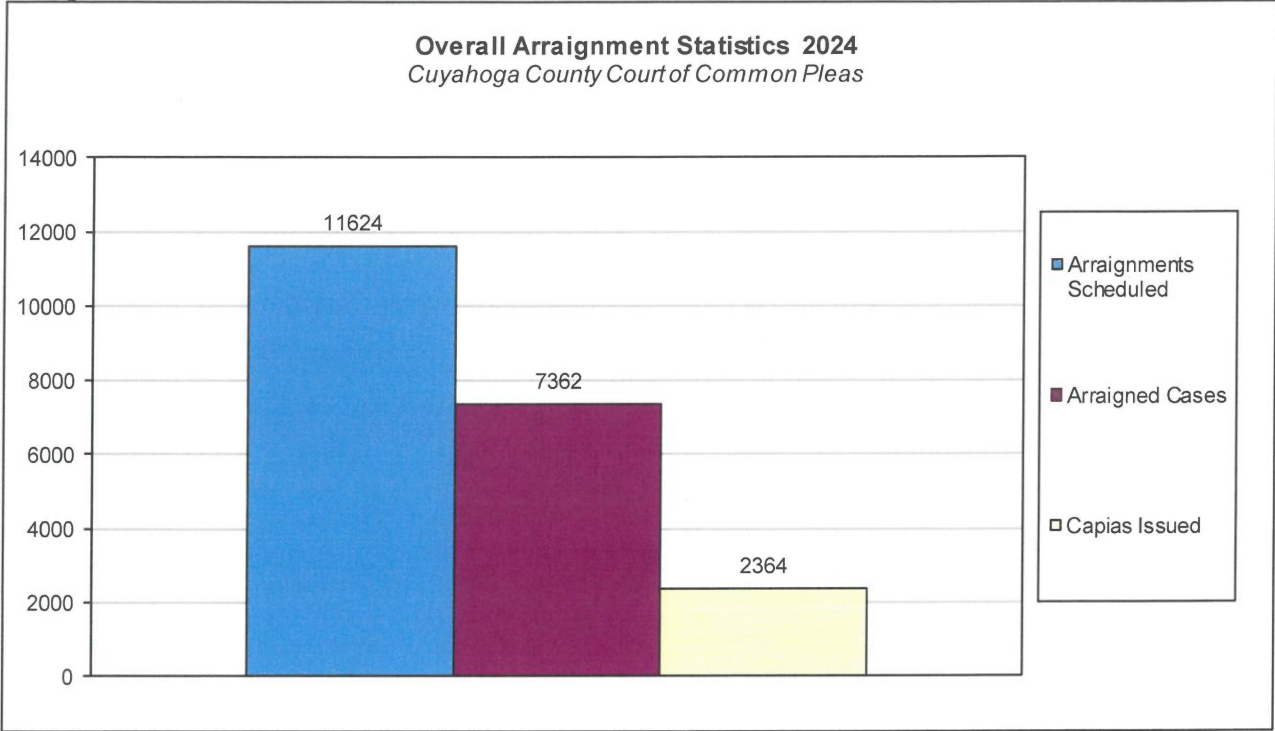
Bail Case Arraignment Activity

The following charts are reflective of arraignment activity where the defendant was not incarcerated at the time of arraignment. The source for this information was the Criminal Records Department.



Overall Arraignment Statistics

The arraignment statistics were provided by the Criminal Records Department. They are provided to give a representation of arraignment activity in the Court in 2024. These statistics include jail and non – jail arraignments.



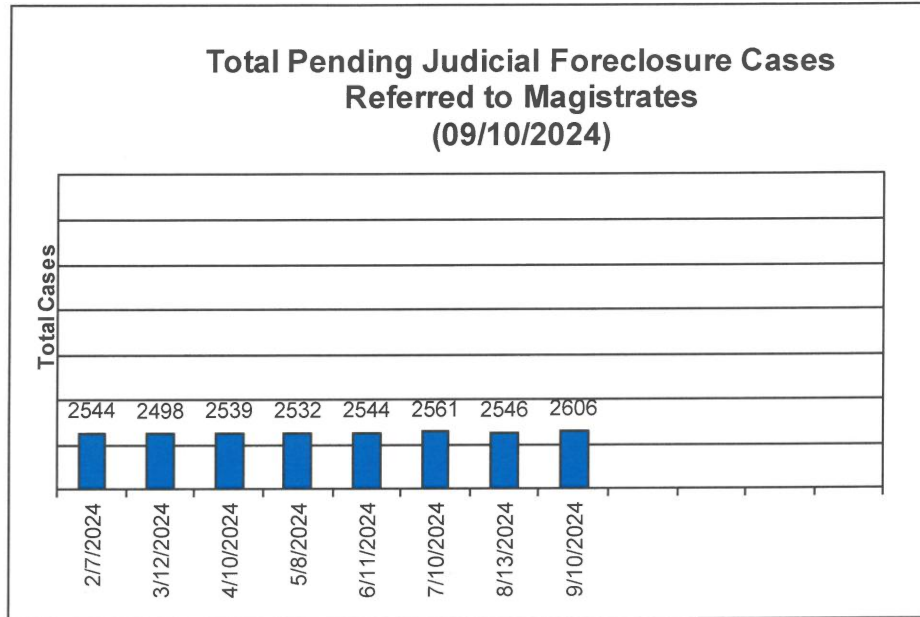
Judicial Foreclosure Statistics¹

¹ For clarification purposes, Foreclosure cases in this report are identified as Judicial Foreclosure filings (filing codes 1460 (Foreclosure Marsh. Of Lien), 1465(Tax Lien), 1466 (Tax Certificate), 1470 (Quiet Title), and 1480 (Partition)). These cases are different from Board of Revision Foreclosures, which are not reported here.

CUYAHOGA COUNTY COMMON PLEAS COURT

Total Pending Judicial Foreclosure Cases Referred to Magistrates

The following chart is a display of the total number of pending Judicial Foreclosure cases referred to the Magistrates on specific dates. The table below shows the number of these cases pending from each year since 2012.

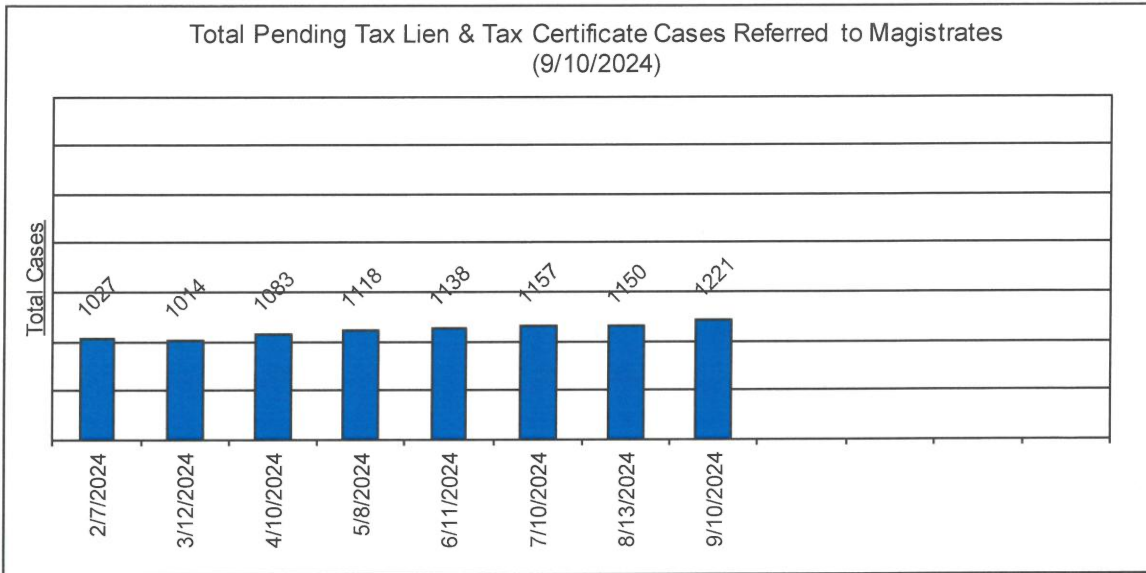


	As of:	2/7/2024	3/12/2024	4/10/2024	5/8/2024	6/11/2024	7/10/2024	8/13/2024	9/10/2024				
Year													
2006					1	0	0	0	0				
2011		1	1	0	0	1	0	0	0				
2012		1	0	0	0	0	0	0	0				
2013		0	0	0	0	0	0	0	1				
2014		0	1	0	0	0	0	0	0				
2015		1	1	1	1	0	0	0	0				
2016		2	2	2	2	3	2	3	3				
2017		1	1	1	1	1	1	2	2				
2018		7	8	7	6	5	5	7	7				
2019		8	7	8	8	12	11	8	7				
2020		10	9	5	2	0	0	0	0				
2021		16	14	12	11	10	8	9	11				
2022		117	95	75	57	45	34	26	19				
2023		1966	1557	1310	1012	790	634	493	395				
2024		414	802	1118	1432	1677	1866	1998	2161				
Total		2544	2498	2539	2532	2544	2561	2546	2606				

CUYAHOGA COUNTY COMMON PLEAS COURT

Total Pending Tax Lien & Certificate Cases Referred to Magistrates

The following chart is a display of the number of pending tax Judicial Foreclosure cases referred to the Magistrates on specific dates. The table below shows the number of pending tax Judicial Foreclosure cases in each year since 2010.

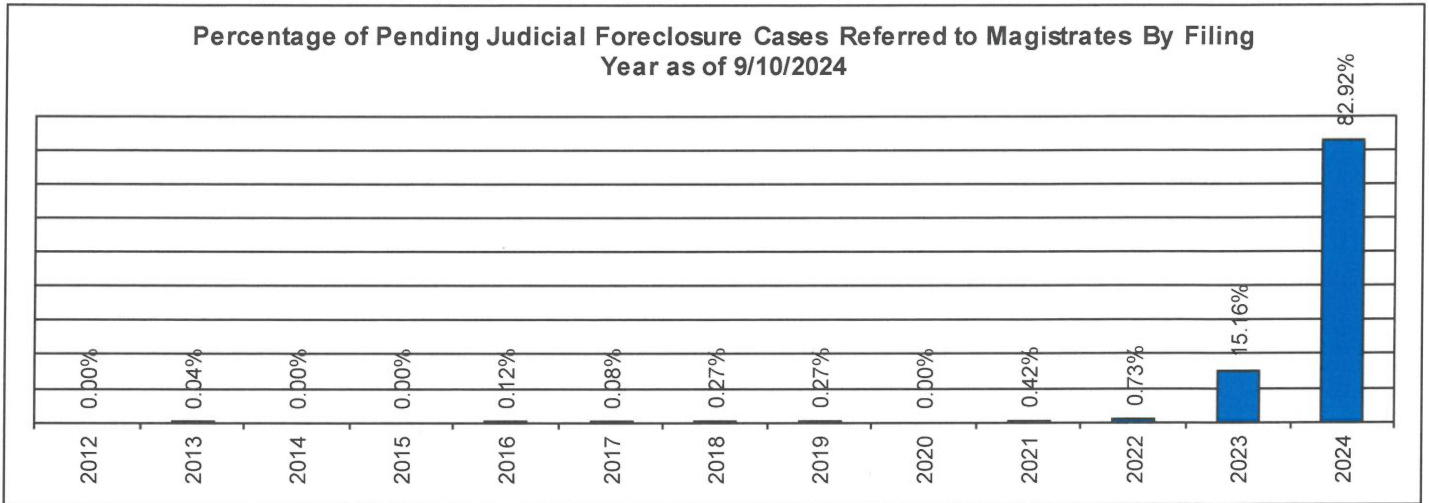


	As of:	2/7/2024	3/12/2024	4/10/2024	5/8/2024	6/11/2024	7/10/2024	8/13/2024	9/10/2024				
Year													
2006					1	0	0	0	0				
2010		1	1	1	1	1	1	1	1				
2011		1	1	0	0	0	0	0	0				
2012		1	0	0	0	0	0	0	0				
2013		0	0	0	0	0	0	0	1				
2014		0	1	0	0	0	0	0	0				
2015		2	2	2	2	2	2	2	2				
2016		3	3	3	3	4	3	4	4				
2017		0	0	0	0	0	0	1	1				
2018		2	5	4	3	2	2	4	4				
2019		1	4	4	3	3	3	2	2				
2020		5	4	3	1	0	0	0	0				
2021		9	7	5	5	6	5	6	7				
2022		15	13	9	6	7	5	2	2				
2023		855	680	578	437	313	243	170	122				
2024		132	293	474	657	800	893	958	1075				
Total		1027	1014	1083	1118	1138	1157	1150	1221				

CUYAHOGA COUNTY COMMON PLEAS COURT

Percentage of Pending Judicial Foreclosure Cases By Filing Year

The following chart is a representation of the total number of pending Judicial Foreclosure cases by filing year expressed as a percentage on a specific date. The table below is the supporting data for this chart.

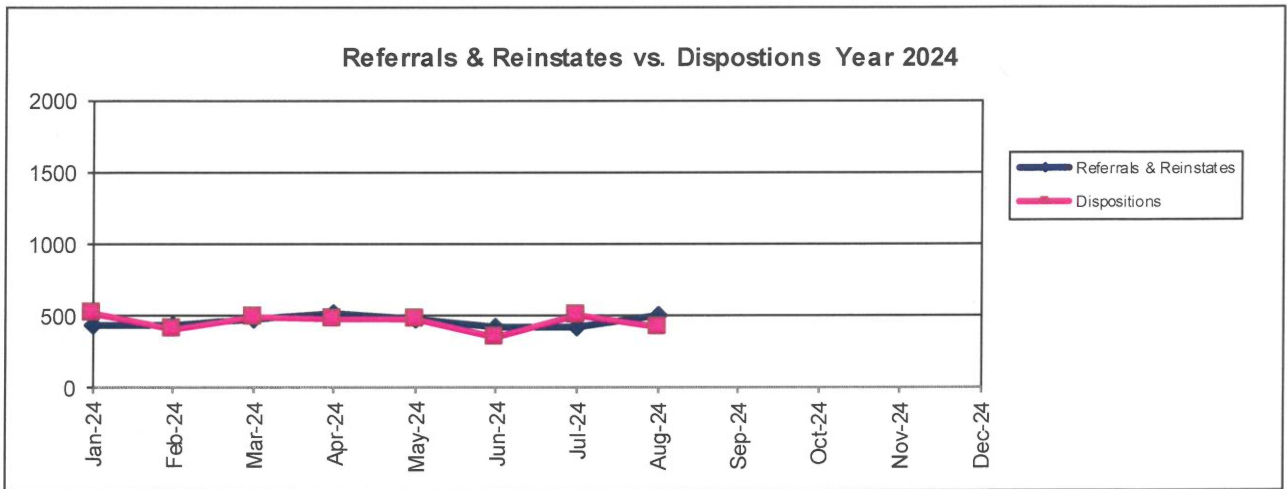
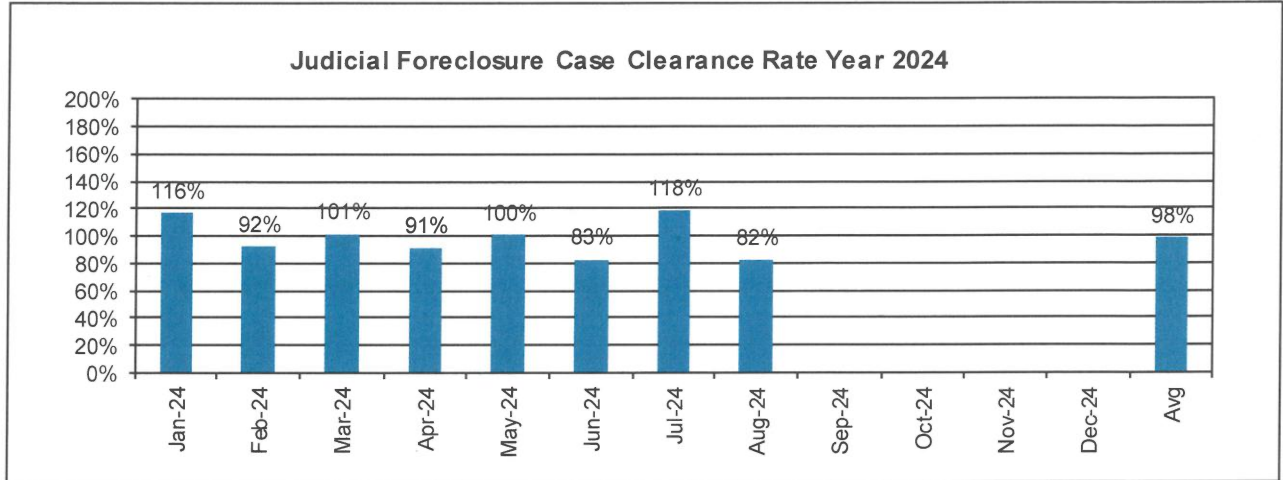


	As of:	9/10/2024	% of Total
Year			
2006		0	0.00%
2011		0	0.00%
2012		0	0.00%
2013		1	0.04%
2014		0	0.00%
2015		0	0.00%
2016		3	0.12%
2017		2	0.08%
2018		7	0.27%
2019		7	0.27%
2020		0	0.00%
2021		11	0.42%
2022		19	0.73%
2023		395	15.16%
2024		2161	82.92%
Total		2606	100.00%

CUYAHOGA COUNTY COMMON PLEAS COURT

Judicial Foreclosure Clearance Rate Year 2024

The Clearance Rate is the number of outgoing cases as a percentage of the number of incoming cases. Clearance rate measures whether the court is keeping up with its incoming caseload. If cases are not disposed in a timely manner, a backlog of cases awaiting disposition will grow. A Clearance Rate of 100% indicates that at least as many cases as have been filed, reopened, or reactivated in a period have been disposed.

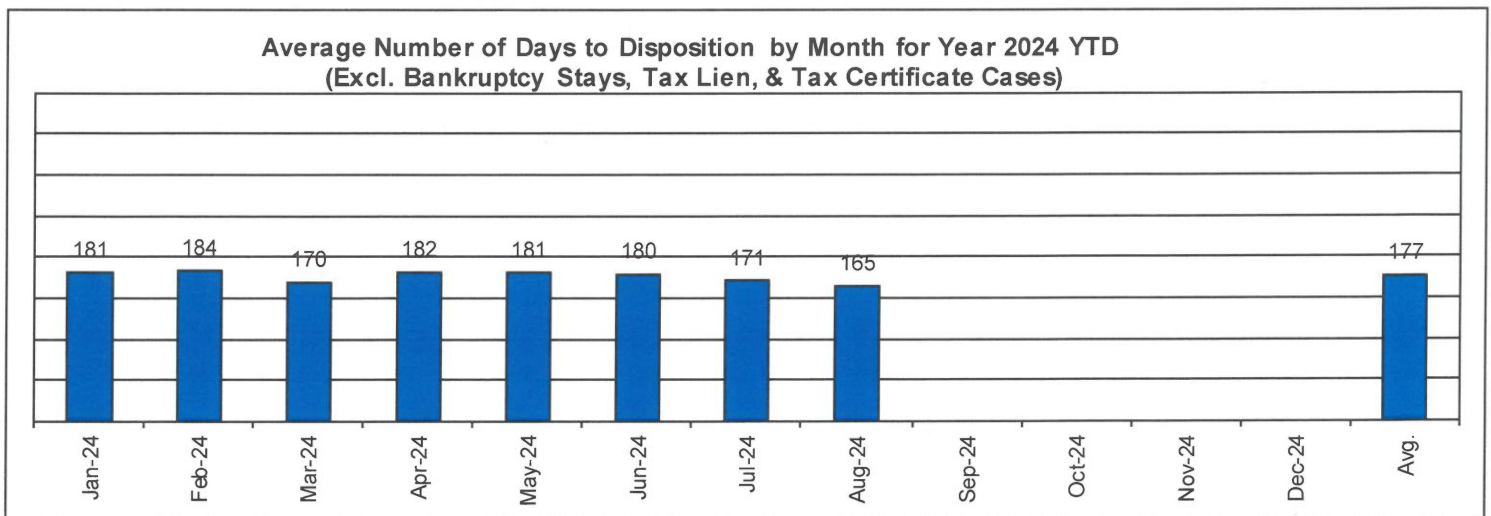
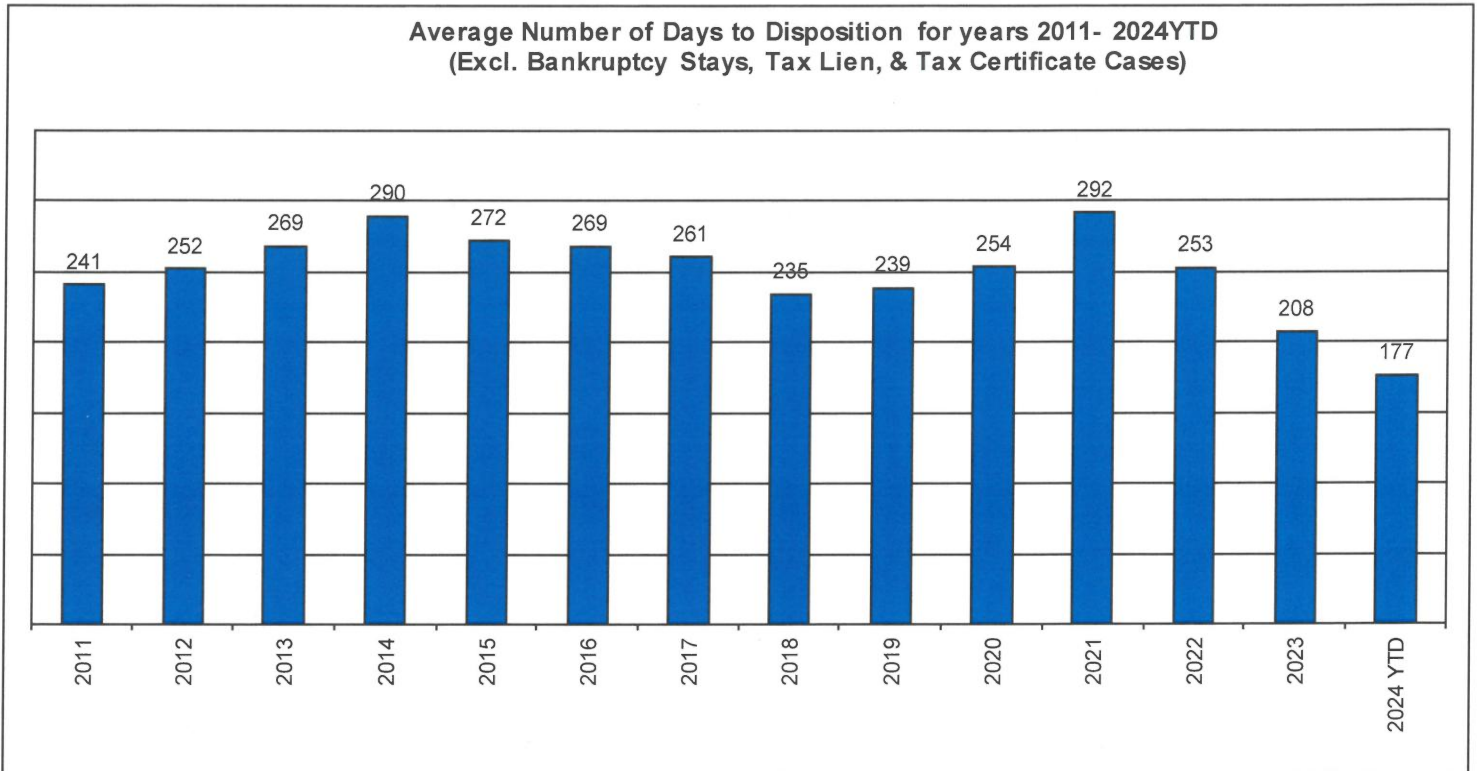


	Referrals & Reinstates	Dispositions	Clearance Rate
Jan-24	438	509	116%
Feb-24	439	403	92%
Mar-24	476	482	101%
Apr-24	521	475	91%
May-24	473	474	100%
Jun-24	421	348	83%
Jul-24	420	497	118%
Aug-24	505	414	82%
Sep-24			
Oct-24			
Nov-24			
Dec-24			
Avg	462	450	98%
Total	3693	3602	

CUYAHOGA COUNTY COMMON PLEAS COURT

Avg. Number of Days to Disp. (Excl. Bank. Stays & Tax Lien & Tax Cert.)

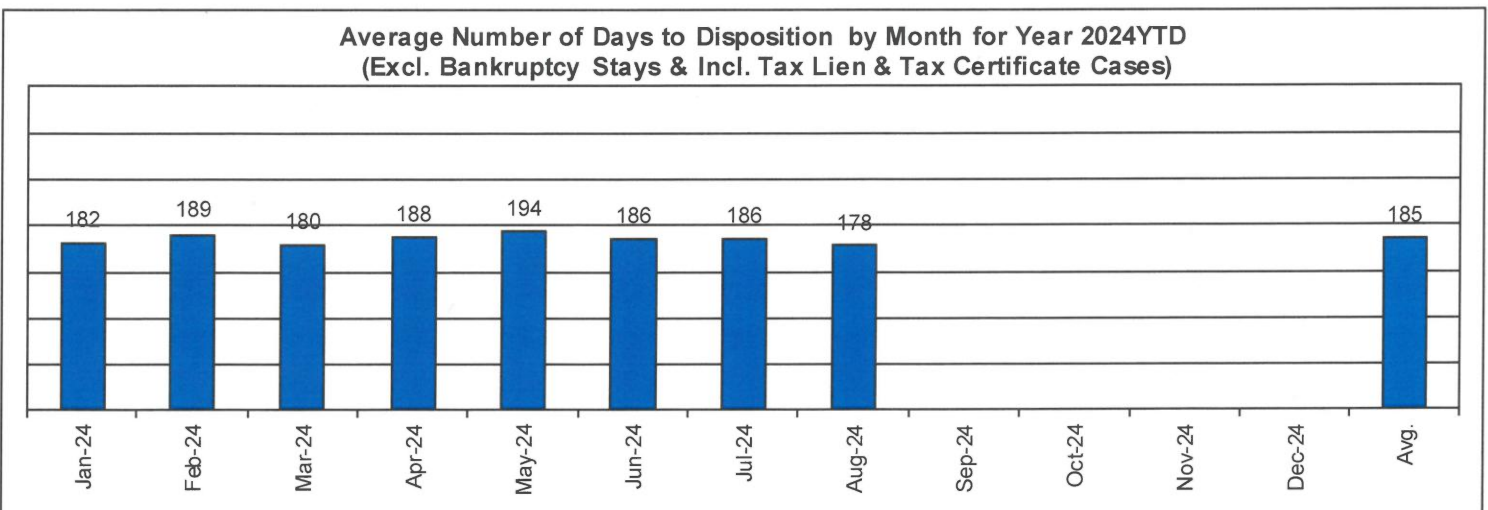
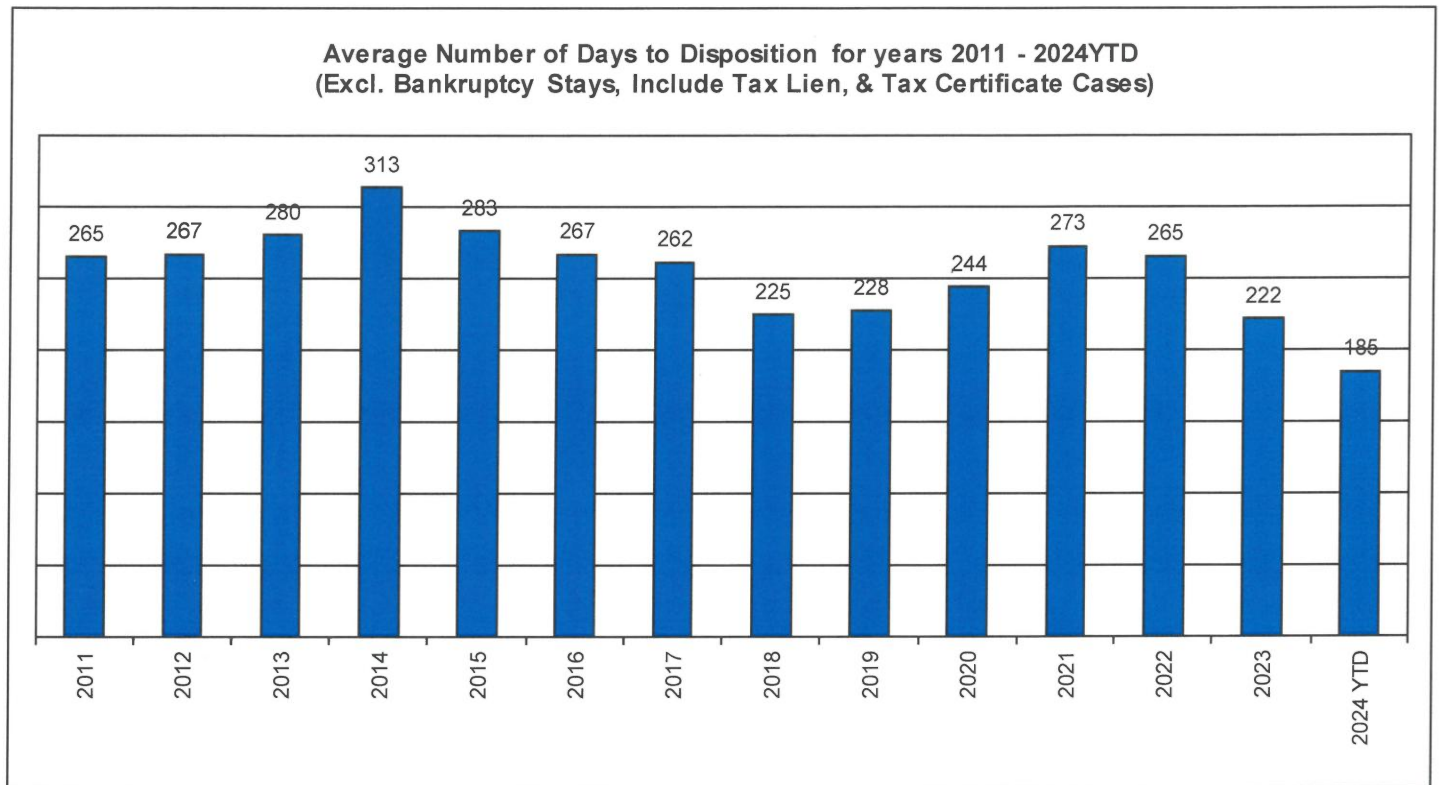
The average number of days to disposition is the number of days from filing to a final disposition entry being filed with the Clerk of Court. The data sample is based on all judicial foreclosure cases terminated by decree or dismissal (cases terminated by bankruptcy are not included) in a month. Each case is examined to determine the number of days between filing and termination with the periods that a case may have been in bankruptcy subtracted. Adding the total days of all of the cases minus bankruptcy periods and dividing by the total number of cases calculates the average. In the following chart, tax judicial foreclosure cases are excluded.



CUYAHOGA COUNTY COMMON PLEAS COURT

Avg. Number of Days to Disp. (Excl. Bank. Stays & Incl. Tax Lien & Tax Cert.)

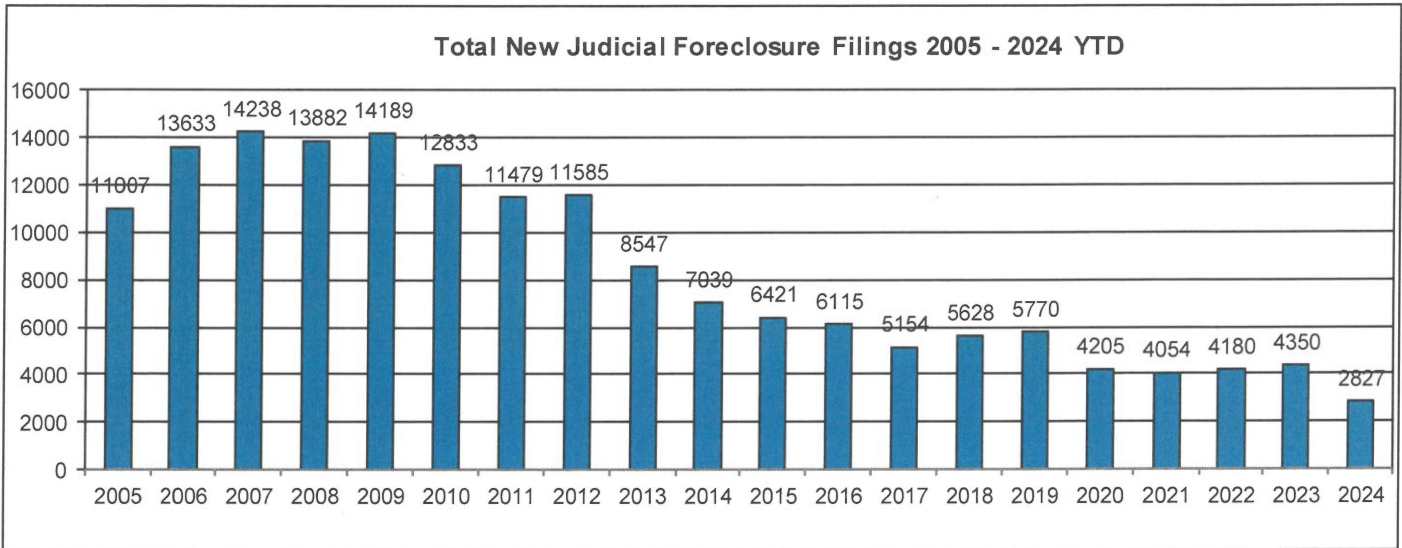
The average number of days to disposition is the number of days from filing to a final disposition entry being filed with the Clerk of Court. The data sample is based on all Judicial Foreclosure cases terminated by decree or dismissal (cases terminated by bankruptcy are not included) in a month. Each case is examined to determine the number of days between filing and termination with the periods that a case may have been in bankruptcy subtracted. Adding the total days of all of the cases minus bankruptcy periods and dividing by the total number of cases calculates the average. In the following chart, all types of Judicial Foreclosure cases are included.



Total New Judicial Foreclosure Filings

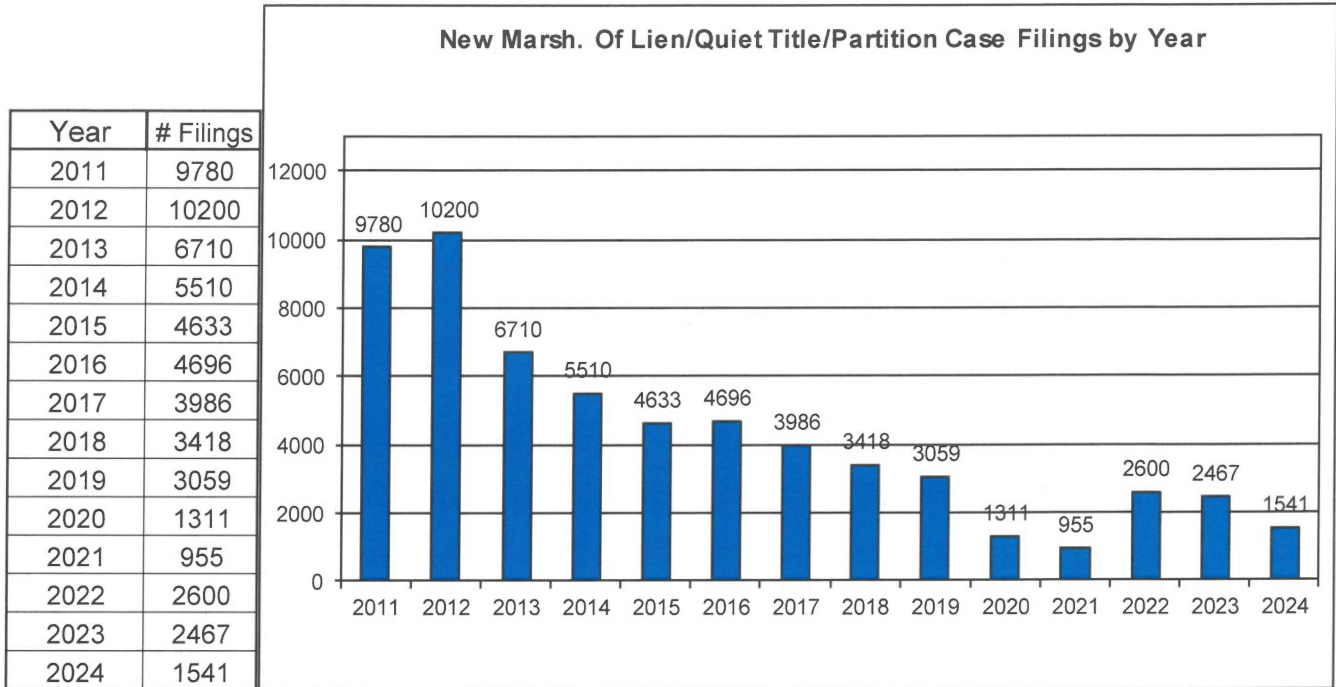
The following charts are provided as a historical view of new judicial foreclosure filings.

1. Total New Judicial Foreclosure Filings from 2005 – 2024 by year
2. Total New Marsh of Lien/Quiet Title/Partition Filings from 2011 – 2024 by month
3. Total New Tax Lien & Tax Certificate Filings for 2011 – 2024 by month
4. Total New Judicial Foreclosure Filings from 2011 – 2024 by month

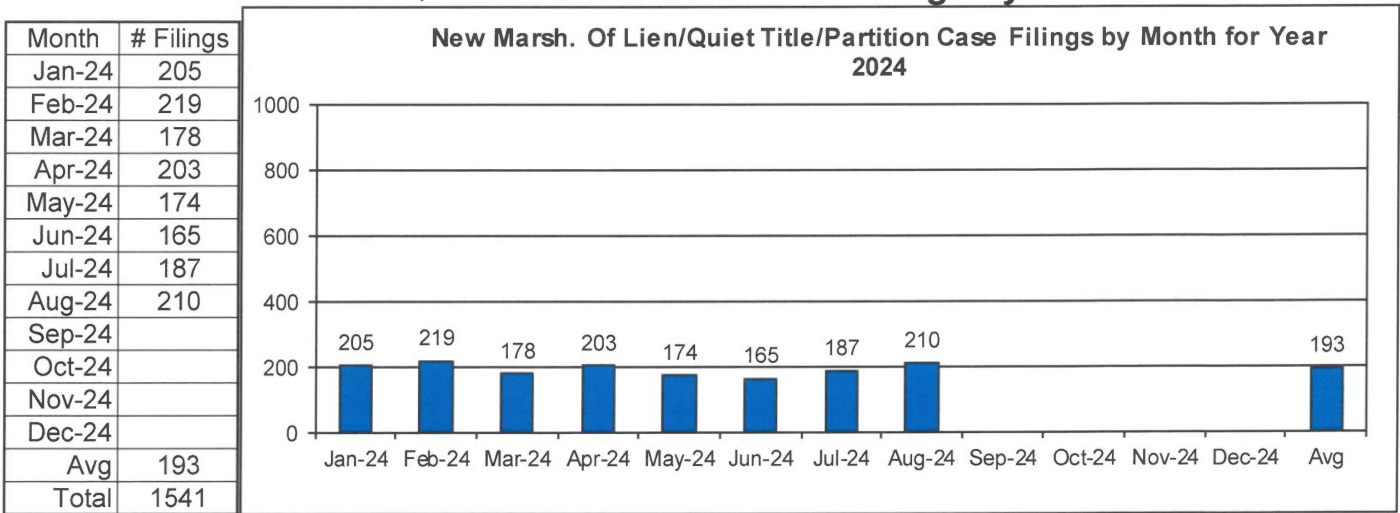


CUYAHOGA COUNTY COMMON PLEAS COURT

New Marsh of Lien/Quiet Title/Partition Case Filings for Years 2011 – 2024 YTD

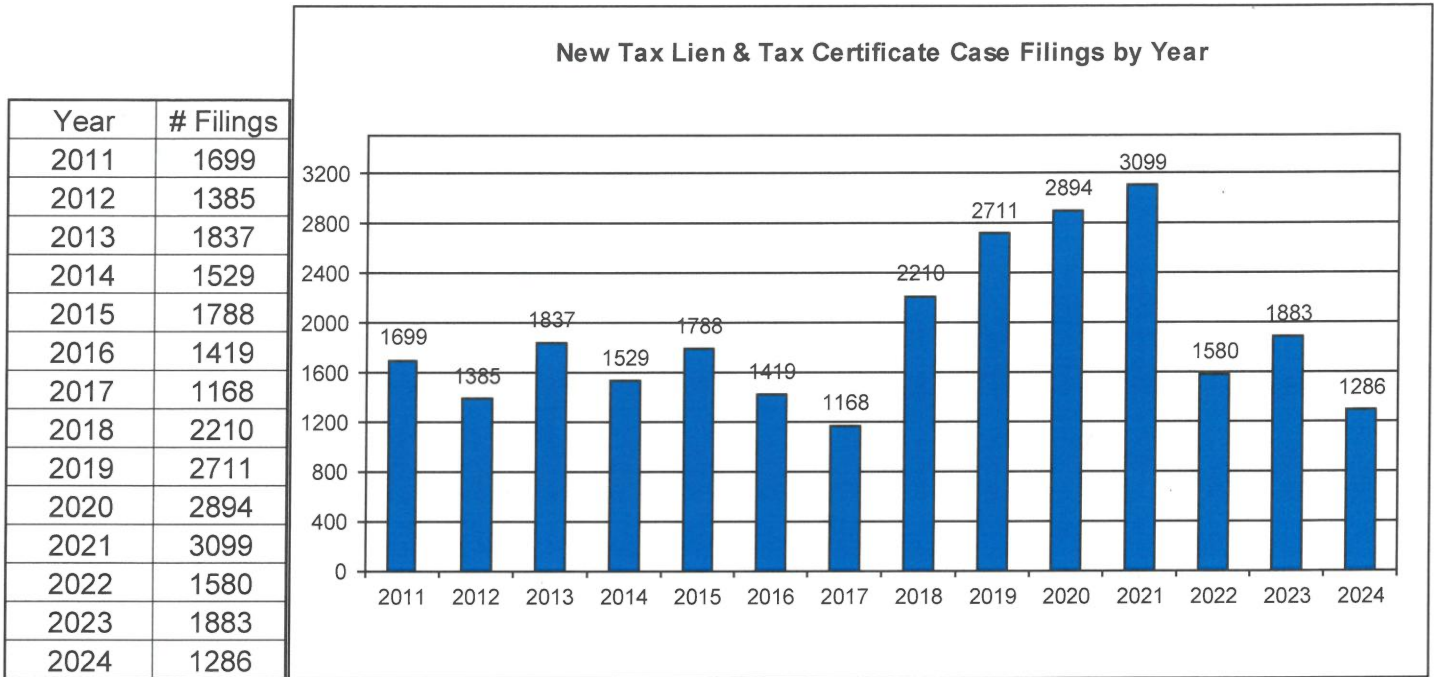


New Marsh of Lien/Quiet Title/Partition Case Filings by month for 2024 YTD

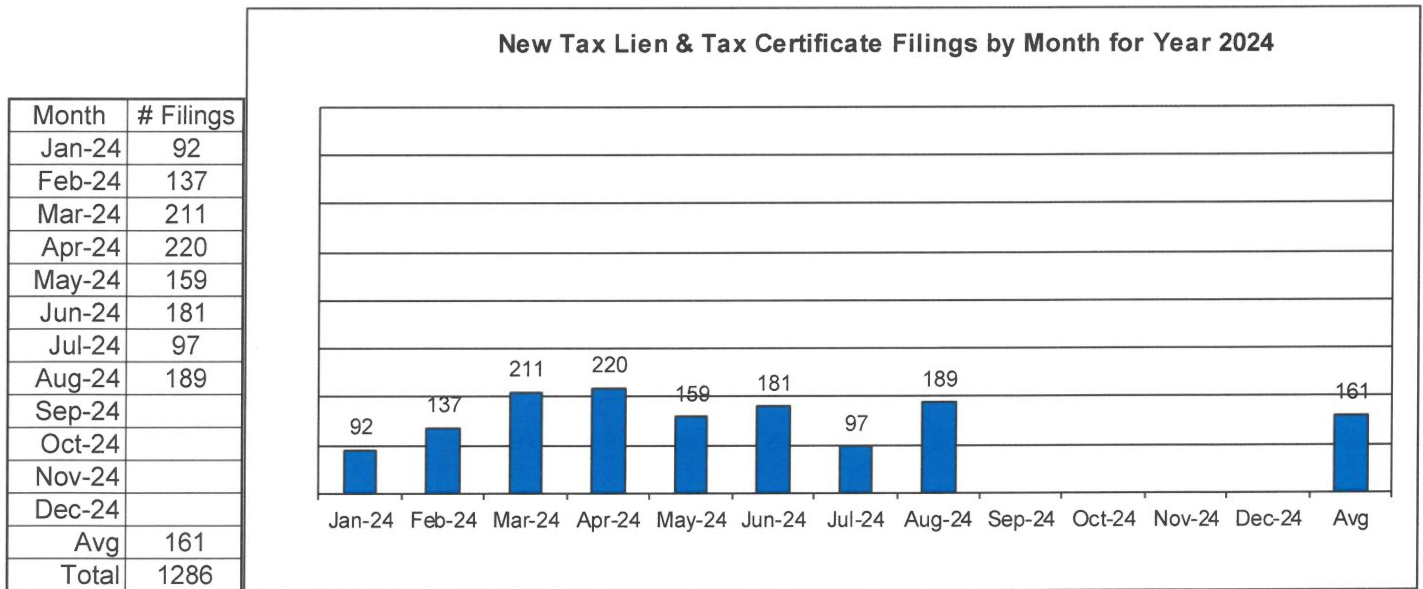


CUYAHOGA COUNTY COMMON PLEAS COURT

New Tax Lien & Certificate Filings for Years 2011 – 2024 YTD



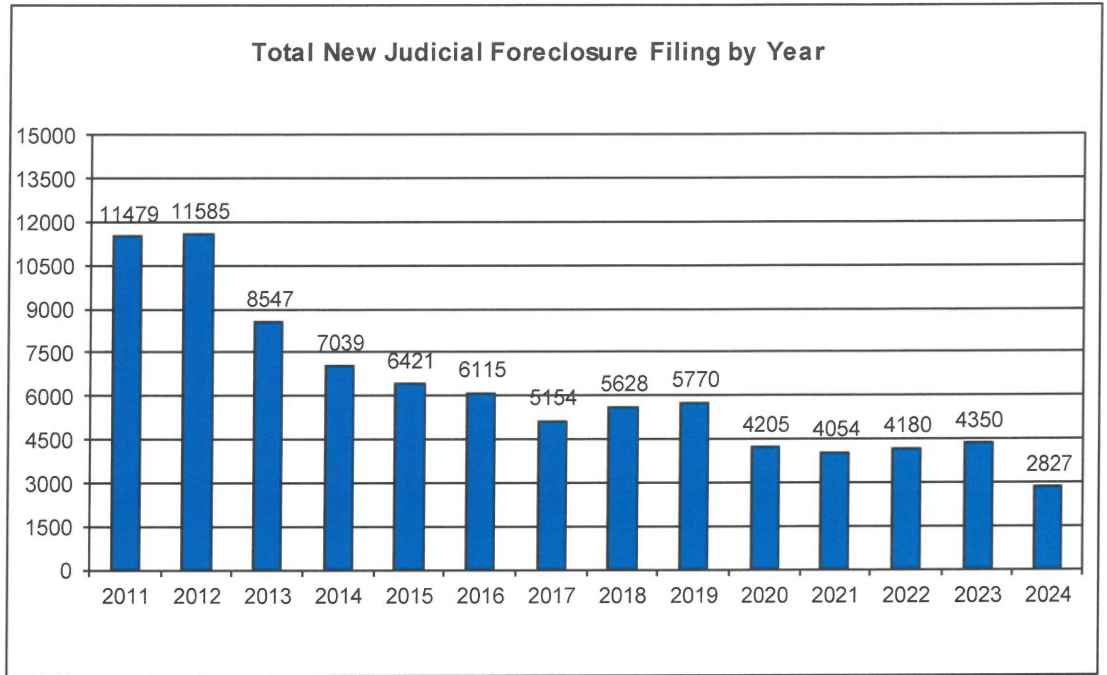
New Tax Lien & Certificate Filings by Month for Year 2024 YTD



CUYAHOGA COUNTY COMMON PLEAS COURT

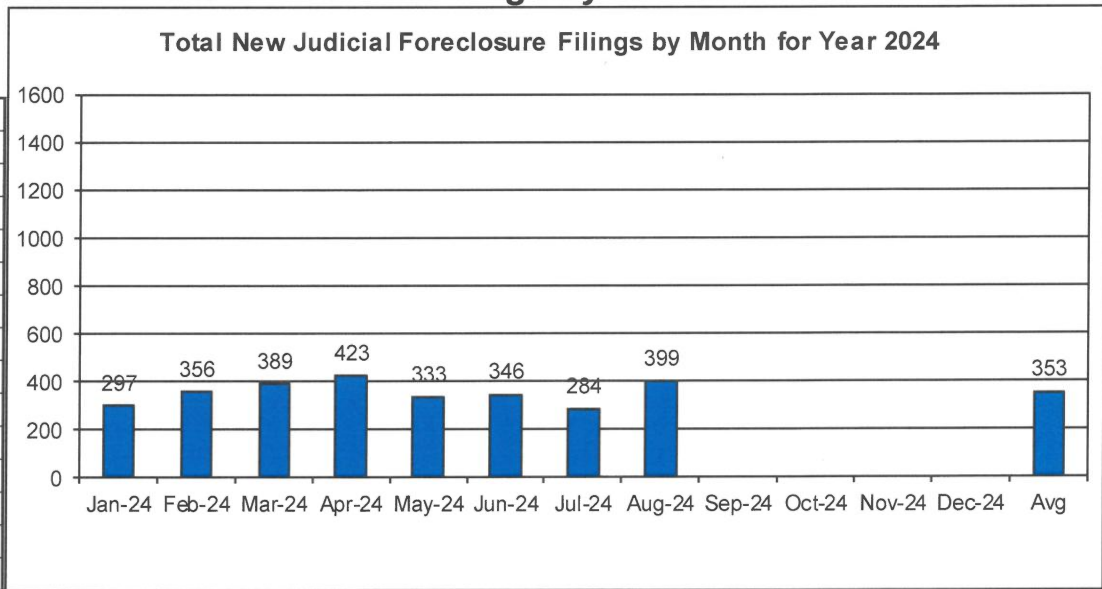
Total New Judicial Foreclosure Filings Years 2011 – 2024 YTD

Year	# Filings
2011	11479
2012	11585
2013	8547
2014	7039
2015	6421
2016	6115
2017	5154
2018	5628
2019	5770
2020	4205
2021	4054
2022	4180
2023	4350
2024YTD	2827



Total New Judicial Foreclosure Filings by Month for Year 2024 YTD

Month	# Filings
Jan-24	297
Feb-24	356
Mar-24	389
Apr-24	423
May-24	333
Jun-24	346
Jul-24	284
Aug-24	399
Sep-24	
Oct-24	
Nov-24	
Dec-24	
Avg	353
Total	2827



Magistrate's Monthly Reports

The Magistrates' Monthly Report consists of 5 reports. Below is a description of each.

Magistrate's Monthly Supplemental Journal Entry Report (R415)

Retrieves total number of supplemental entries and Decrees of Confirmation of Sheriff's sale created during a specific period. A supplemental entry is any journal created by a magistrate, which does not close out a case. For example, any magistrate's order (MG) setting a hearing, any journal entry (JE) ruling on a motion, journals confirming Sheriff's sales, etc.).

Magistrate's Full Disposition Count by Magistrate Report (R413)

Retrieves total number of cases disposed of during a specific period. The dispositions are grouped by Magistrate and then broken down by the type of disposition (i. e. Default, Dismissed with Prejudice, Dismissed without Prejudice, etc.) This report can be printed three different ways. Including tax cases (Full Dispositions), excluding tax cases (Non-Tax Dispositions), and Tax cases only (Tax Dispositions).

Magistrate's Monthly Cases Referred/Reinstated Report (R418)

Retrieves newly filed cases referred to the Magistrates Dept. and cases previously disposed by the Magistrates Dept. that are reinstated and re-referred to the magistrates. The cases are separated by Tax (filing code 1465; Tax Judicial Foreclosure & 1466; Tax Certificate Judicial Foreclosure) and Non-Tax (1460; Judicial Foreclosure Marsh. Of Lien, 1480; Partition, 1470; Quiet Title, misc. (i. e. 1391; Contract Other, etc.).

Magistrate's Monthly Hearing Totals Report (R3146)

Retrieves total number of hearings held during one month. The hearings are grouped by Magistrate and then broken down by what type hearing was held (i. e. Default, Pretrial, etc.).

Magistrate's Monthly Case Load Report (R3147)

Retrieves individual caseload totals for individual magistrates during a specific period. The cases are grouped by magistrate and then broken down by case type (i. e. tax judicial foreclosure, tax certificate judicial foreclosure and non-tax judicial foreclosure).

Magistrate's New Referrals/Assignments (R429)

Retrieves All cases referred to the Magistrate's Department. The cases are grouped by Magistrate and broken down into categories of CSPO (Filing Code 1491 Stalking Civil Protection Orders), Tax (1465; Tax Judicial Foreclosure & 1466; Tax Certificate Judicial Foreclosure), Non Tax (1460; Judicial Foreclosure Marsh. Of Lien, 1480; Partition, 1470; Quiet Title, misc. (i.e. 1391; Contract Other, etc.)).

CUYAHOGA COUNTY COURT OF COMMON PLEAS

DATE: 09/10/2024
TIME: 11:20 AM

OFFICE OF THE MAGISTRATES
MAGISTRATE'S MONTHLY SUPPLEMENTALS BY CASE
REPORTING PERIOD: AUGUST 2024

PAGE: 1
CMSR415D

SUPPLEMENTALS

AUGUSTYN	129
BUCHA	210
DAY	205
DYKE	152
GOZELANCZYK	216
HEGYES	136
JACKSON	178
JACKSON	133
KLEIN	179
LUCAS	172
LUNSFORD	257
UNACCOUNTED FOR	0

TOTAL 1967

CONFIRMATIONS

TOTAL 3

CUYAHOGA COUNTY COURT OF COMMON PLEAS

OFFICE OF THE MAGISTRATES

Full Disposition Count by Magistrate

REPORTING PERIOD: FROM 08/01/2024 TO 08/31/2024

DATE: 09/10/2024

TIME: 11:20 AM

PAGE: 1

CMSR413

MagID	Dispose Type	Tax Cert.	Tax Treas.	Total
KCA	Bank	0	0	0
	Def	0	0	5
	Dism	0	2	11
	Ref. Vacate	0	0	0
	Court Trial	0	0	1
	Other	0	3	10
	MAG'S TOTAL	0	5	27

Decrees	243
Defaults	60
Other	155
Court Trial	28
Dismissals	160
Bankruptcy	11
Ref. Vacated	0
Grand Total	414

SMB	Bank	0	0	0
	Def	0	0	5
	Dism	0	1	10
	Ref. Vacate	0	0	0
	Court Trial	0	0	6
	Other	0	10	12
	MAG'S TOTAL	0	11	33

CD	Bank	0	0	2
	Def	0	0	2
	Dism	0	3	11
	Ref. Vacate	0	0	0
	Court Trial	0	0	5
	Other	0	11	18
	MAG'S TOTAL	0	14	38

JTD	Bank	0	0	2
	Def	0	0	4
	Dism	0	2	17
	Ref. Vacate	0	0	0
	Court Trial	0	0	0
	Other	0	10	22
	MAG'S TOTAL	0	12	45

BSG	Bank	0	0	1
	Def	0	0	4
	Dism	0	1	15
	Ref. Vacate	0	0	0
	Court Trial	0	0	0
	Other	0	10	14
	MAG'S TOTAL	0	11	34

DKH	Bank	0	0	0
	Def	0	0	5
	Dism	0	4	13
	Ref. Vacate	0	0	0
	Court Trial	0	0	0
	Other	0	2	6
	MAG'S TOTAL	0	6	24

ARJ	Bank	0	0	1
	Def	0	0	2
	Dism	0	3	14
	Ref. Vacate	0	0	0
	Court Trial	0	0	0
	Other	0	11	20
	MAG'S TOTAL	0	14	37

JLJ	Bank	0	0	0
	Def	0	0	7
	Dism	0	1	19

CUYAHOGA COUNTY COURT OF COMMON PLEAS

OFFICE OF THE MAGISTRATES

Full Disposition Count by Magistrate

REPORTING PERIOD: FROM 08/01/2024 TO 08/31/2024

DATE: 09/10/2024

TIME: 11:20 AM

PAGE: 2

CMSR413

MagID	Dispose Type	Tax Cert.	Tax Treas.	Total
	Ref. Vacate	0	0	0
	Court Trial	0	0	2
	Other	0	10	12
	MAG'S TOTAL	0	11	40
<hr/>				
MK	Bank	0	0	2
	Def	0	0	14
	Dism	0	3	11
	Ref. Vacate	0	0	0
	Court Trial	0	0	5
	Other	0	10	14
	MAG'S TOTAL	0	13	46
<hr/>				
PL	Bank	0	1	1
	Def	0	0	3
	Dism	0	3	20
	Ref. Vacate	0	0	0
	Court Trial	0	0	6
	Other	0	1	1
	MAG'S TOTAL	0	5	31
<hr/>				
GL	Bank	0	0	2
	Def	0	0	9
	Dism	0	3	19
	Ref. Vacate	0	0	0
	Court Trial	0	0	3
	Other	0	18	26
	MAG'S TOTAL	0	21	59

CUYAHOGA COUNTY COURT OF COMMON PLEAS

DATE: 09/10/2024
 TIME: 11:21 AM

OFFICE OF THE MAGISTRATES
 MAGISTRATE'S MONTHLY REF/REIN CASES
 FROM 08/01/2024 TO 08/31/2024

CMSR418

MAGISTRATE	NEW REFERRALS				REINSTATED			
	Tax Treas.	Tax Cert.	Non-Tax	Total	Tax Treas.	Tax Cert.	Non-Tax	Total
<u>AUGUSTYN/KEVIN/C</u>	12	0	13	25	0	0	1	1
<u>BUCHA/STEPHEN/M</u>	10	0	22	32	0	0	2	2
<u>DAY/CHRISTOPHER/</u>	25	0	23	48	1	0	1	2
<u>DYKE/JOHN/T</u>	23	0	26	49	0	0	0	0
<u>GOZELANCZYK/BRIAN/S</u>	23	0	31	54	0	0	2	2
<u>HEGYES/DEAN/K</u>	22	0	29	51	0	0	0	0
<u>JACKSON/AMY/R</u>	12	0	21	33	0	0	3	3
<u>JACKSON/JIM/L</u>	22	0	24	46	1	0	0	1
<u>KLEIN/MONICA/</u>	13	0	25	38	0	0	0	0
<u>LUCAS/PAUL/</u>	20	0	40	60	1	0	2	3
<u>LUNSFORD/GINA/</u>	16	0	36	52	1	0	2	3
<u>TOTAL</u>	198	0	290	488	4	0	13	17
<u>COMBINED TOTAL</u>	505							

CUYAHOGA COUNTY COURT OF COMMON PLEAS

**OFFICE OF THE MAGISTRATES
MAG MONTHLY HEARING TOTALS
Reporting Period: August 2024**

DATE: 09/10/2024
TIME: 11:21 AM

PAGE: 1
CMSR3146

Monthly Hearing Total 453

AUGUSTYN	
Default Hearings	0
Tax Hearings	0
Pretrials	30
<hr/>	
TOTAL:	30

BUCHA	
Default Hearings	0
Tax Hearings	0
Pretrials	42
<hr/>	
TOTAL:	42

DAY	
Default Hearings	0
Tax Hearings	0
Pretrials	46
<hr/>	
TOTAL:	46

DYKE	
Default Hearings	9
Tax Hearings	12
Pretrials	12
<hr/>	
TOTAL:	33

GOZELANCZYK	
Default Hearings	0
Tax Hearings	0
Pretrials	49
<hr/>	
TOTAL:	49

HEGYES	
Default Hearings	0
Tax Hearings	0
Pretrials	34
<hr/>	
TOTAL:	34

JACKSON	
Default Hearings	6
Tax Hearings	10
Pretrials	21
<hr/>	
TOTAL:	37

JACKSON	
Default Hearings	7
Tax Hearings	17
Pretrials	16
<hr/>	
TOTAL:	40

KLEIN	
Default Hearings	0
Tax Hearings	0
Pretrials	35
<hr/>	
TOTAL:	35

LUCAS	
Default Hearings	0
Tax Hearings	0
Pretrials	51
<hr/>	

CUYAHOGA COUNTY COURT OF COMMON PLEAS

OFFICE OF THE MAGISTRATES

MAG MONTHLY HEARING TOTALS

Reporting Period: August 2024

DATE: 09/10/2024
TIME: 11:21 AM

PAGE: 2
CMSR3146

TOTAL:	51
LUNSFORD	
Default Hearings	0
Tax Hearings	0
Pretrials	56
<hr/>	
TOTAL:	56

CUYAHOGA COUNTY COURT OF COMMON PLEAS

DATE: 09/10/2024
 TIME: 11:21 AM

Office of the Magistrates
 Magistrate's Monthly Case Load
 MONTH: AUGUST 2024

PAGE: 1
 CMSR3147

Magistrate Name	Non Tax Total	Tax Cert.	Tax Treas.	Total Tax	Total Cases
AUGUSTYN	59	1	49	50	109
BUCHA	72	0	56	56	128
DAY	101	0	100	100	201
DYKE	84	0	100	100	184
GOZELANCZYK	190	2	130	132	322
HEGYES	219	0	149	149	368
JACKSON	151	0	106	106	257
JACKSON	131	0	109	109	240
KLEIN	143	0	98	98	241
LUCAS	164	1	150	151	315
LUNSFORD	143	0	125	125	268
Non Tax Total:	1457	Cert.Tax Total: 4	Tax Treas. Total: 1172	Total Tax: 1176	Total Cases: 2633

CUYAHOGA COUNTY COURT OF COMMON PLEAS

DATE: 09/10/2024
 TIME: 11:28 AM

OFFICE OF THE MAGISTRATES
 MAGISTRATE'S NEW REFERRALS / ASSIGNMENTS
 FROM 08/01/2024 TO 08/31/2024

CMSR429
 PAGE: 1

MAGISTRATE	NEW REFERRALS				Total
	CSPO	Tax Cert.	Tax Treas.	Non Tax	
<u>AUGUSTYN/KEVIN/C</u>	4	0	12	13	25
<u>BUCHA/STEPHEN/M</u>	9	0	10	22	32
<u>DAY/CHRISTOPHER/</u>	5	0	25	23	48
<u>DYKE/JOHN/T</u>	8	0	23	26	49
<u>GOZELANCZYK/BRIAN/S</u>	7	0	23	31	54
<u>HEGYES/DEAN/K</u>	4	0	22	29	51
<u>JACKSON/AMY/R</u>	5	0	12	21	33
<u>JACKSON/JIM/L</u>	2	0	22	23	45
<u>KLEIN/MONICA/</u>	9	0	13	26	39
<u>LUCAS/PAUL/</u>	11	0	20	40	60
<u>LUNSFORD/GINA/</u>	9	0	16	36	52
<u>Total</u>	73	0	198	290	488

Report CMSR1062 - Judicial Foreclosure Statistics by Judge

Report CMSR1062 provides a list of judicial foreclosure case activity for each Judge. The report identifies how many cases were pending at the beginning of the period. The new cases filed and cases that were transferred in or reactivated are added to the number pending at the beginning of the period. It then shows the type and number of terminations for the period. The total terminations are subtracted from the total pending which provides the pending at the end of the period.

CUYAHOGA COUNTY COURT OF COMMON PLEAS

DATE: 09/10/2024
TIME: 11:06 AM

Foreclosure Statistics by Judge
Reporting Period: August 2024

PAGE: 1
CMSR1062

Judge							
AMBROSE, DICK							
Pending at Beg of Period			New Cases Filed		Cases Transferred In / Reactivated		Total
1			0		0		1
Terminations							
	Bankruptcy	Default	RefVacated	Court Trial	Dismiss	Other	Total
0	0	0	0	0	0	0	0
Total Pending at End of Period							1
BELL, RICHARD A							
Pending at Beg of Period			New Cases Filed		Cases Transferred In / Reactivated		Total
63			14		2		79
Terminations							
	Bankruptcy	Default	RefVacated	Court Trial	Dismiss	Other	Total
0	0	1	0	0	5	3	9
Total Pending at End of Period							70
CALABRESE, DEENA R							
Pending at Beg of Period			New Cases Filed		Cases Transferred In / Reactivated		Total
85			9		1		95
Terminations							
	Bankruptcy	Default	RefVacated	Court Trial	Dismiss	Other	Total
1	0	0	0	0	3	3	7
Total Pending at End of Period							88
CLANCY, MAUREEN							
Pending at Beg of Period			New Cases Filed		Cases Transferred In / Reactivated		Total
78			11		1		90
Terminations							
	Bankruptcy	Default	RefVacated	Court Trial	Dismiss	Other	Total
0	0	2	0	0	4	11	17
Total Pending at End of Period							73
CLARY, TIMOTHY W.							
Pending at Beg of Period			New Cases Filed		Cases Transferred In / Reactivated		Total
63			9		2		74
Terminations							
	Bankruptcy	Default	RefVacated	Court Trial	Dismiss	Other	Total
0	0	1	0	0	3	4	8
Total Pending at End of Period							66
COLLIER-WILLIAMS, CASSANDRA							
Pending at Beg of Period			New Cases Filed		Cases Transferred In / Reactivated		Total
59			9		2		70
Terminations							
	Bankruptcy	Default	RefVacated	Court Trial	Dismiss	Other	Total
0	0	3	0	0	2	3	8
Total Pending at End of Period							62
CORRIGAN, PETER J							
Pending at Beg of Period			New Cases Filed		Cases Transferred In / Reactivated		Total
42			10		0		52
Terminations							
	Bankruptcy	Default	RefVacated	Court Trial	Dismiss	Other	Total
1	1	1	0	0	1	3	6
Total Pending at End of Period							46
FUERST, NANCY A							

CUYAHOGA COUNTY COURT OF COMMON PLEAS

DATE: 09/10/2024
TIME: 11:06 AM

Foreclosure Statistics by Judge
Reporting Period: August 2024

PAGE: 2
CMSR1062

Judge							
	Pending at Beg of Period		New Cases Filed		Cases Transferred In / Reactivated		Total
	65		17		1		83
Terminations		Bankruptcy	Default	RefVacated	Court Trial	Dismiss	Other
	0	2	0	0	5	4	Total
							11
							Total Pending at End of Period
							72
GALL, STEVEN E							
	Pending at Beg of Period		New Cases Filed		Cases Transferred In / Reactivated		Total
	54		10		3		67
Terminations		Bankruptcy	Default	RefVacated	Court Trial	Dismiss	Other
	0	1	0	0	2	3	Total
							6
							Total Pending at End of Period
							61
GALLAGHER, HOLLIE L							
	Pending at Beg of Period		New Cases Filed		Cases Transferred In / Reactivated		Total
	59		13		4		76
Terminations		Bankruptcy	Default	RefVacated	Court Trial	Dismiss	Other
	1	1	0	2	1	10	Total
							15
							Total Pending at End of Period
							61
GALLAGHER, KELLY ANN							
	Pending at Beg of Period		New Cases Filed		Cases Transferred In / Reactivated		Total
	85		14		1		100
Terminations		Bankruptcy	Default	RefVacated	Court Trial	Dismiss	Other
	0	5	0	0	3	7	Total
							15
							Total Pending at End of Period
							85
GALLAGHER, SHANNON M							
	Pending at Beg of Period		New Cases Filed		Cases Transferred In / Reactivated		Total
	57		16		2		75
Terminations		Bankruptcy	Default	RefVacated	Court Trial	Dismiss	Other
	0	2	0	0	3	7	Total
							12
							Total Pending at End of Period
							63
GAUL, DANIEL							
	Pending at Beg of Period		New Cases Filed		Cases Transferred In / Reactivated		Total
	65		12		0		77
Terminations		Bankruptcy	Default	RefVacated	Court Trial	Dismiss	Other
	0	3	0	0	6	4	Total
							13
							Total Pending at End of Period
							64
HAGAN, EMILY							
	Pending at Beg of Period		New Cases Filed		Cases Transferred In / Reactivated		Total
	80		10		1		91
Terminations		Bankruptcy	Default	RefVacated	Court Trial	Dismiss	Other
	1	6	0	0	5	6	Total
							18
							Total Pending at End of Period
							73
KELLEY, KEVIN J							

CUYAHOGA COUNTY COURT OF COMMON PLEAS

DATE: 09/10/2024
 TIME: 11:06 AM

Foreclosure Statistics by Judge
 Reporting Period: August 2024

PAGE: 3
 CMSR1062

Judge

	Pending at Beg of Period	New Cases Filed			Cases Transferred In / Reactivated			Total
	79			10			2	91
Terminations								
	Bankruptcy	Default	RefVacated	Court Trial	Dismiss	Other	Total	
	0	0	0	0	4	9	13	
	Total Pending at End of Period							78

KILBANE, ASHLEY								
	Pending at Beg of Period	New Cases Filed			Cases Transferred In / Reactivated			Total
	74			13			1	88
Terminations								
	Bankruptcy	Default	RefVacated	Court Trial	Dismiss	Other	Total	
	0	0	0	0	3	1	4	
	Total Pending at End of Period							84

MATIA, DAVID T								
	Pending at Beg of Period	New Cases Filed			Cases Transferred In / Reactivated			Total
	105			13			1	119
Terminations								
	Bankruptcy	Default	RefVacated	Court Trial	Dismiss	Other	Total	
	0	2	0	0	3	2	7	
	Total Pending at End of Period							112

MCCORMICK, TIMOTHY								
	Pending at Beg of Period	New Cases Filed			Cases Transferred In / Reactivated			Total
	58			11			1	70
Terminations								
	Bankruptcy	Default	RefVacated	Court Trial	Dismiss	Other	Total	
	0	4	0	0	4	8	16	
	Total Pending at End of Period							54

MCDONNELL, NANCY R								
	Pending at Beg of Period	New Cases Filed			Cases Transferred In / Reactivated			Total
	4			0			0	4
Terminations								
	Bankruptcy	Default	RefVacated	Court Trial	Dismiss	Other	Total	
	0	0	0	0	0	0	0	
	Total Pending at End of Period							4

MCGINTY, WILLIAM T								
	Pending at Beg of Period	New Cases Filed			Cases Transferred In / Reactivated			Total
	93			13			1	107
Terminations								
	Bankruptcy	Default	RefVacated	Court Trial	Dismiss	Other	Total	
	0	5	0	0	4	6	15	
	Total Pending at End of Period							92

MIDAY, SHERRIE								
	Pending at Beg of Period	New Cases Filed			Cases Transferred In / Reactivated			Total
	81			11			0	92
Terminations								
	Bankruptcy	Default	RefVacated	Court Trial	Dismiss	Other	Total	
	0	1	0	0	3	5	9	
	Total Pending at End of Period							83

MOONEY, BRIAN

CUYAHOGA COUNTY COURT OF COMMON PLEAS

DATE: 09/10/2024
TIME: 11:06 AM

Foreclosure Statistics by Judge
Reporting Period: August 2024

PAGE: 4
CMSR1062

Judge							
	Pending at Beg of Period		New Cases Filed		Cases Transferred In / Reactivated		Total
	83		8		0		91
Terminations	Bankruptcy	Default	RefVacated	Court Trial	Dismiss	Other	Total
	0	0	0	0	3	2	5
	Total Pending at End of Period						86
O'DONNELL, JENNIFER							
	Pending at Beg of Period		New Cases Filed		Cases Transferred In / Reactivated		Total
	80		15		0		95
Terminations	Bankruptcy	Default	RefVacated	Court Trial	Dismiss	Other	Total
	0	0	0	0	2	0	2
	Total Pending at End of Period						93
O'DONNELL, JOHN P							
	Pending at Beg of Period		New Cases Filed		Cases Transferred In / Reactivated		Total
	47		9		1		57
Terminations	Bankruptcy	Default	RefVacated	Court Trial	Dismiss	Other	Total
	1	0	0	0	4	3	8
	Total Pending at End of Period						49
RUSSO, JOHN J							
	Pending at Beg of Period		New Cases Filed		Cases Transferred In / Reactivated		Total
	55		10		0		65
Terminations	Bankruptcy	Default	RefVacated	Court Trial	Dismiss	Other	Total
	0	2	0	0	1	6	9
	Total Pending at End of Period						56
RUSSO, NANCY MARGARET							
	Pending at Beg of Period		New Cases Filed		Cases Transferred In / Reactivated		Total
	55		14		3		72
Terminations	Bankruptcy	Default	RefVacated	Court Trial	Dismiss	Other	Total
	1	1	0	0	7	8	17
	Total Pending at End of Period						55
SAFFOLD, JEFFREY P							
	Pending at Beg of Period		New Cases Filed		Cases Transferred In / Reactivated		Total
	63		12		0		75
Terminations	Bankruptcy	Default	RefVacated	Court Trial	Dismiss	Other	Total
	0	0	0	0	4	4	8
	Total Pending at End of Period						67
SAFFOLD, SHIRLEY STRICKLAND							
	Pending at Beg of Period		New Cases Filed		Cases Transferred In / Reactivated		Total
	95		9		0		104
Terminations	Bankruptcy	Default	RefVacated	Court Trial	Dismiss	Other	Total
	0	3	0	0	4	3	10
	Total Pending at End of Period						94
SANTOLI, ANDREW J.							

CUYAHOGA COUNTY COURT OF COMMON PLEAS

DATE: 09/10/2024
 TIME: 11:06 AM

Foreclosure Statistics by Judge
 Reporting Period: August 2024

PAGE: 5
 CMSR1062

Judge							
	Pending at Beg of Period		New Cases Filed		Cases Transferred In / Reactivated		Total
	79		16		0		95
Terminations							
	Bankruptcy	Default	RefVacated	Court Trial	Dismiss	Other	Total
	0	1	0	0	2	1	4
	Total Pending at End of Period						91
SHAUGHNESSY, MICHAEL P							
	Pending at Beg of Period		New Cases Filed		Cases Transferred In / Reactivated		Total
	46		12		2		60
Terminations							
	Bankruptcy	Default	RefVacated	Court Trial	Dismiss	Other	Total
	0	1	0	0	3	4	8
	Total Pending at End of Period						52
SHEEHAN, BRENDAN J							
	Pending at Beg of Period		New Cases Filed		Cases Transferred In / Reactivated		Total
	34		7		0		41
Terminations							
	Bankruptcy	Default	RefVacated	Court Trial	Dismiss	Other	Total
	0	4	0	0	0	3	7
	Total Pending at End of Period						34
SUTULA, JOHN D							
	Pending at Beg of Period		New Cases Filed		Cases Transferred In / Reactivated		Total
	92		12		1		105
Terminations							
	Bankruptcy	Default	RefVacated	Court Trial	Dismiss	Other	Total
	1	0	0	0	1	3	5
	Total Pending at End of Period						100
SUTULA, KATHLEEN ANN							
	Pending at Beg of Period		New Cases Filed		Cases Transferred In / Reactivated		Total
	65		10		2		77
Terminations							
	Bankruptcy	Default	RefVacated	Court Trial	Dismiss	Other	Total
	0	1	0	0	7	3	11
	Total Pending at End of Period						66
SYNENBERG, JOAN							
	Pending at Beg of Period		New Cases Filed		Cases Transferred In / Reactivated		Total
	81		15		1		97
Terminations							
	Bankruptcy	Default	RefVacated	Court Trial	Dismiss	Other	Total
	2	2	0	0	5	7	16
	Total Pending at End of Period						81
TURNER, DEBORAH M							
	Pending at Beg of Period		New Cases Filed		Cases Transferred In / Reactivated		Total
	73		14		1		88
Terminations							
	Bankruptcy	Default	RefVacated	Court Trial	Dismiss	Other	Total
	1	1	0	0	3	10	15
	Total Pending at End of Period						73
VODREY, WILLIAM F. B.							

CUYAHOGA COUNTY COURT OF COMMON PLEAS

DATE: 09/10/2024
 TIME: 11:06 AM

Foreclosure Statistics by Judge
 Reporting Period: August 2024

PAGE: 6
 CMSR1062

Judge

	Pending at Beg of Period		New Cases Filed		Cases Transferred In / Reactivated		Total
	94		11		2		107
Terminations	Bankruptcy	Default	RefVacated	Court Trial	Dismiss	Other	Total
	1	2	0	0	8	2	13
					Total Pending at End of Period		94

Monthly Summary

MONTHLY SUMMARY

August 2024

NAME	PEND	ASSIGNED			TRIALS						DISP	PENDING				+ -
		CV	CR	TOT	JURY			COURT				CV	FR	CR	TOT	
Richard A. Bell	319	56	24	80	0	1	1	0	0	0	69	191	70	69	330	- 11
Deena R. Calabrese	395	52	26	78	0	1	1	0	0	0	73	195	88	117	400	- 5
Maureen Clancy	366	51	33	84	0	1	1	0	0	0	73	198	72	107	377	- 11
Timothy W. Clary	426	55	34	89	0	2	2	1	0	1	73	245	65	132	442	- 16
Cassandra Collier-Willia	433	52	30	82	0	0	0	0	0	0	88	242	62	123	427	+ 6
Peter J. Corrigan	498	46	24	70	0	0	0	0	0	0	52	292	46	178	516	- 18
Nancy A. Fuerst	380	54	28	82	0	0	0	0	0	0	82	225	71	84	380	0
Steven E. Gall	455	58	30	88	0	0	0	0	0	0	75	258	60	150	468	- 13
Hollie L. Gallagher	378	54	28	82	0	0	0	1	0	1	79	205	59	117	381	- 3
Kelly A. Gallagher	485	55	30	85	1	0	1	1	0	1	96	293	82	99	474	+ 11
Shannon M. Gallagher	359	53	29	82	0	0	0	0	0	0	73	206	63	99	368	- 9
Daniel Gaul	530	56	45	101	0	1	1	0	0	0	93	276	64	198	538	- 8
Emily Hagan	417	54	43	97	0	0	0	0	1	1	72	231	73	138	442	- 25
Kevin J. Kelley	483	57	39	96	0	0	0	0	0	0	83	244	77	175	496	- 13
Ashley Kilbane	442	52	28	80	0	0	0	0	0	0	50	238	82	152	472	- 30
David T. Matia	451	51	33	84	0	0	0	0	1	1	74	253	112	96	461	- 10
Timothy McCormick	426	54	34	88	0	0	0	0	0	0	79	295	54	86	435	- 9
William T. McGinty	441	53	34	87	1	1	2	0	1	1	70	248	90	120	458	- 17
Sherrie Miday	452	54	25	79	0	0	0	0	0	0	76	242	82	131	455	- 3
Brian Mooney	470	54	27	81	0	0	0	1	0	1	87	231	86	147	464	+ 6
Jennifer O'Donnell	493	55	33	88	0	0	0	0	0	0	85	247	93	156	496	- 3
John P. O'Donnell	381	51	35	86	0	1	1	1	0	1	75	225	49	118	392	- 11
John J. Russo	376	49	24	73	0	0	0	0	0	0	57	234	55	103	392	- 16
Nancy Margaret Russo	241	56	28	84	0	0	0	0	0	0	84	132	54	55	241	0
Jeffrey P. Saffold	402	56	32	88	0	1	1	0	1	1	89	253	65	83	401	+ 1
Shirley Strickland Saffold	485	52	31	83	0	1	1	0	0	0	85	254	94	135	483	+ 2
Andrew J. Santoli	426	54	39	93	0	0	0	0	0	0	72	249	88	110	447	- 21
Michael P. Shaughnessy	354	54	31	85	0	0	0	0	0	0	60	227	52	100	379	- 25
Brendan J. Sheehan	176	27	16	43	1	0	1	0	0	0	50	108	34	27	169	+ 7
John D. Sutula	599	52	29	81	0	2	2	0	0	0	78	235	100	267	602	- 3
Kathleen Ann Sutula	529	56	33	89	0	0	0	0	0	0	78	259	63	218	540	- 11
Joan Synenberg	423	52	26	78	0	0	0	0	0	0	81	243	81	96	420	+ 3
Deborah M. Turner	465	53	34	87	0	0	0	0	0	0	86	254	73	139	466	- 1
William F.B. Vodrey	516	55	24	79	0	1	1	0	0	0	82	249	93	171	513	+ 3
TOTALS	14472	1793	1039	2832	3	13	16	5	4	9	2579	7977	2452	4296	14725	- 253

Year to Date Summary

SUMMARY FOR THE COURT

January - August 2024

NAME	PEND	ASSIGNED			TRIALS						DISP	PENDING				+ -
		CV	CR	TOT	JURY			COURT				CV	FR	CR	TOT	
Richard A. Bell	319	411	231	642	0	8	8	1	0	1	631	191	70	69	330	- 11
Deena R. Calabrese	405	408	274	682	0	2	2	1	0	1	687	195	88	117	400	+ 5
Maureen Clancy	384	396	253	649	0	10	10	2	0	2	656	198	72	107	377	+ 7
Timothy W. Clary	441	404	264	668	1	5	6	4	1	5	667	245	65	132	442	- 1
Cassandra Collier-Willia	504	395	270	665	1	2	3	0	5	5	742	242	62	123	427	+ 77
Peter J. Corrigan	519	359	251	610	0	3	3	0	0	0	613	292	46	178	516	+ 3
Nancy A. Fuerst	371	391	242	633	0	4	4	1	0	1	624	225	71	84	380	- 9
Steven E. Gall	466	405	296	701	1	6	7	0	0	0	699	258	60	150	468	- 2
Hollie L. Gallagher	366	408	249	657	1	5	6	7	1	8	642	205	59	117	381	- 15
Kelly A. Gallagher	460	402	233	635	3	3	6	1	0	1	621	293	82	99	474	- 14
Shannon M. Gallagher	374	409	244	653	0	0	0	2	1	3	659	206	63	99	368	+ 6
Daniel Gaul	509	408	311	719	0	4	4	0	1	1	690	276	64	198	538	- 29
Emily Hagan	420	405	276	681	1	1	2	1	4	5	659	231	73	138	442	- 22
Kevin J. Kelley	501	407	268	675	2	6	8	0	4	4	680	244	77	175	496	+ 5
Ashley Kilbane	443	398	233	631	0	3	3	0	0	0	602	238	82	152	472	- 29
David T. Matia	415	400	219	619	0	1	1	0	1	1	573	253	112	96	461	- 46
Timothy McCormick	415	394	271	665	2	2	4	0	3	3	645	295	54	86	435	- 20
William T. McGinty	455	403	267	670	1	3	4	1	7	8	667	248	90	120	458	- 3
Sherrie Miday	421	405	246	651	0	1	1	0	2	2	617	242	82	131	455	- 34
Brian Mooney	466	394	243	637	1	2	3	2	2	4	639	231	86	147	464	+ 2
Jennifer O'Donnell	475	413	254	667	1	2	3	0	3	3	646	247	93	156	496	- 21
John P. O'Donnell	419	393	257	650	3	5	8	2	1	3	677	225	49	118	392	+ 27
John J. Russo	387	374	267	641	0	4	4	0	2	2	636	234	55	103	392	- 5
Nancy Margaret Russo	246	417	225	642	1	4	5	1	2	3	647	132	54	55	241	+ 5
Jeffrey P. Saffold	500	401	245	646	2	3	5	0	4	4	745	253	65	83	401	+ 99
Shirley Strickland Saffold	375	397	252	649	0	4	4	0	0	0	541	254	94	135	483	- 108
Andrew J. Santoli	431	401	274	675	1	2	3	0	3	3	659	249	88	110	447	- 16
Michael P. Shaughnessy	364	395	243	638	0	2	2	0	0	0	623	227	52	100	379	- 15
Brendan J. Sheehan	180	205	95	300	3	1	4	2	0	2	311	108	34	27	169	+ 11
John D. Sutula	572	401	306	707	1	9	10	0	2	2	677	235	100	267	602	- 30
Kathleen Ann Sutula	546	402	275	677	0	3	3	0	1	1	683	259	63	218	540	+ 6
Joan Synenberg	423	397	259	656	0	2	2	0	2	2	659	243	81	96	420	+ 3
Deborah M. Turner	493	408	261	669	1	2	3	0	4	4	696	254	73	139	466	+ 27
William F.B. Vodrey	495	399	278	677	2	8	10	0	2	2	659	249	93	171	513	- 18
TOTALS	14560	13405	8632	22037	29	122	151	28	58	86	21872	7977	2452	4296	14725	- 165

Corrections/Adjustments