



CUYAHOGA COUNTY COMMON PLEAS COURT

***Statistics Report
July 2024***

***Brendan J. Sheehan
Administrative and Presiding Judge***

TABLE OF CONTENTS

Criminal Statistics

Newly Filed, Re-Activated and Transferred in Cases _____ 4

Yearly Criminal Terminations _____ 5

Pending Criminal Cases End of Period _____ 6

Clearance Rate _____ 7

Arrest to Disposition Timeline _____ 8

Average Arrest to Disposition Timeline (Jail Cases) _____ 9

Average Arrest to Disposition Timeline (Non-Jail Cases) _____ 10

Average Arrest to Disposition Timeline (Jail and Non-Jail Cases) _____ 11

Yearly Average Arrest to Disposition Timeline _____ 12

Indictments and Informations Filed With the Clerk of Courts _____ 13

Bail Case Arraignment Activity _____ 14

Overall Arraignment Statistics _____ 15

Foreclosure Statistics

Total Pending Judicial Foreclosure Cases Referred to Magistrates _____ 17

Total Pending Tax Lien & Certificate Cases Referred to Magistrates _____ 18

Percentage of Pending Judicial Foreclosure Cases By Filing Year _____ 19

Judicial Foreclosure Clearance Rate Year 2024 _____ 20

Avg. Number of Days to Disp. (Excl. Bank. Stays & Tax Lien & Tax Cert.) _____ 21

Avg. Number of Days to Disp. (Excl. Bank. Stays & Incl. Tax Lien & Tax Cert.) _____ 22

Total New Judicial Foreclosure Filings _____ 23

New Marsh of Lien/Quiet Title/Partition Case Filings for Years 2011 – 2024 YTD _____ 23

New Marsh of Lien/Quiet Title/Partition Case Filings by month for 2024 YTD _____ 24

New Tax Lien & Certificate Filings for Years 2011 – 2024 YTD _____ 25

New Tax Lien & Certificate Filings by Month for Year 2024 YTD _____ 25

Total New Judicial Foreclosure Filings Years 2011 – 2024 YTD _____ 26

Total New Judicial Foreclosure Filings by Month for Year 2024 YTD _____ 26

Magistrate's Monthly Reports _____ 27

Report CMSR1062 - Judicial Foreclosure Statistics by Judge _____ 35

Monthly Summary _____ 41

Year to Date Summary _____ 43

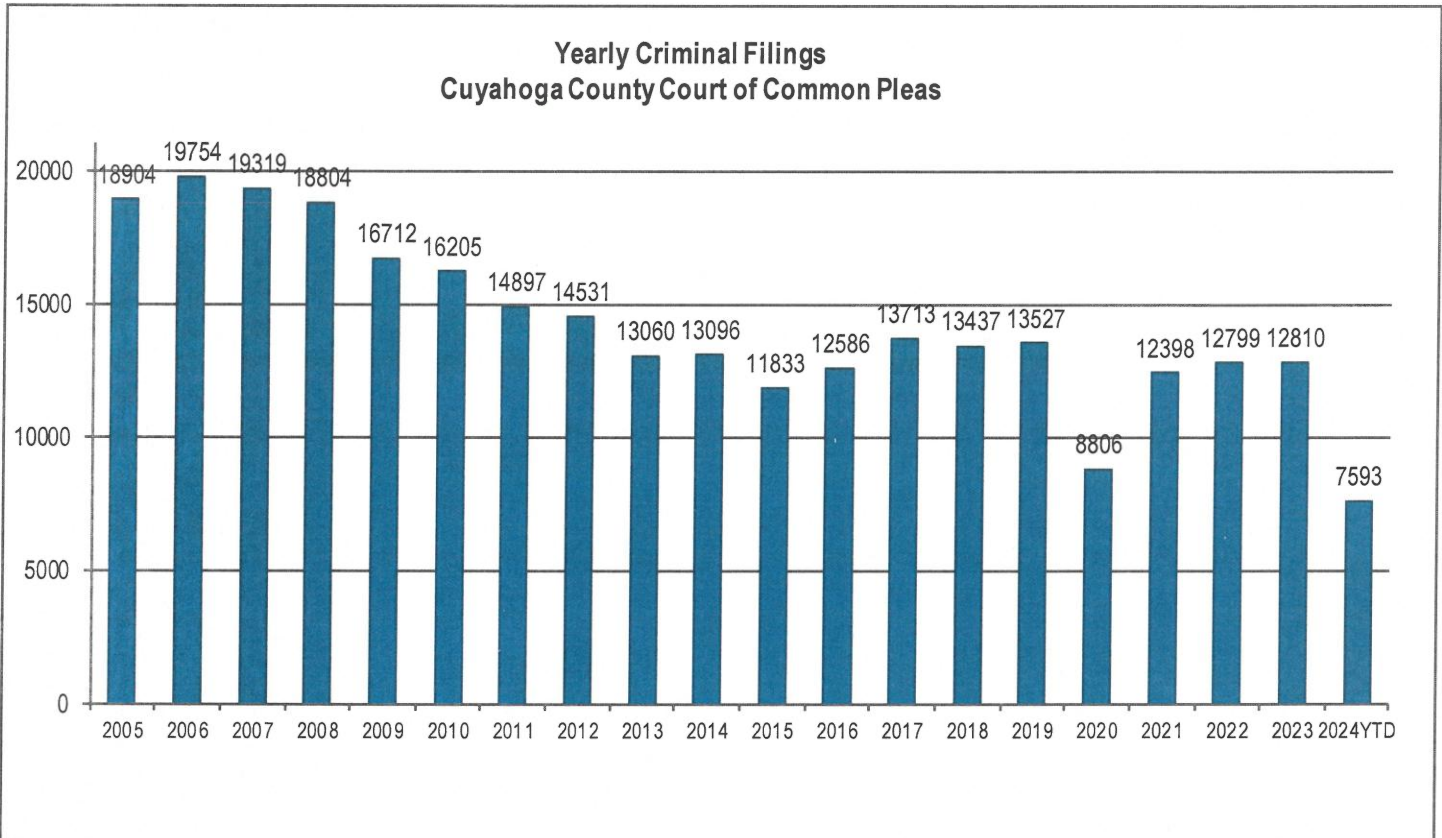
Corrections/Adjustments _____ 45

Criminal Case Statistics

CUYAHOGA COUNTY COMMON PLEAS COURT

Newly Filed, Re-Activated and Transferred in Cases

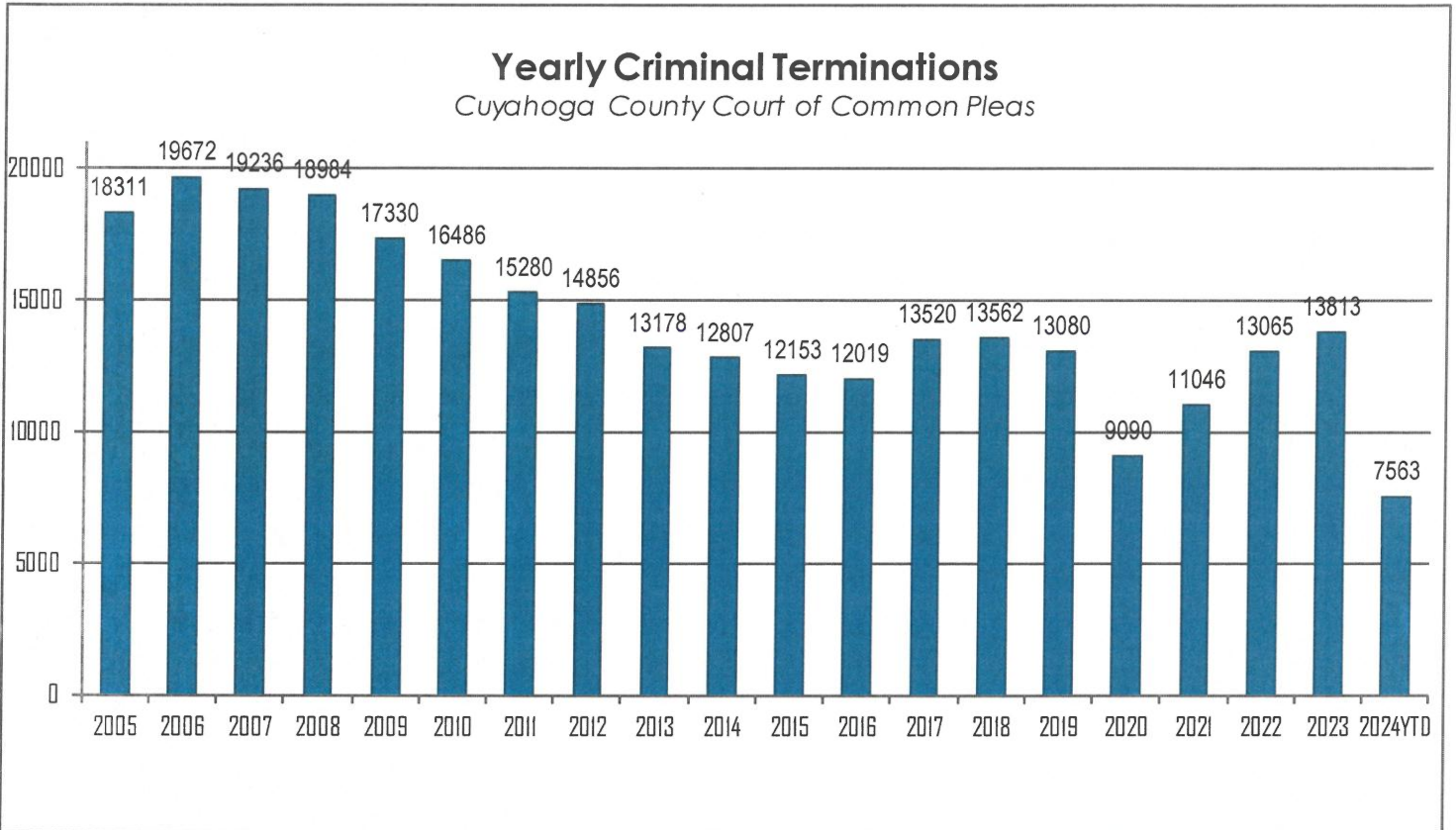
The following chart is a representation of all filed cases in Cuyahoga County Court of Common Pleas from 2005 – July 2024. Newly filed cases are defined as having been arraigned and assigned to a Judge. Re-activated cases are defined as cases where a defendant was unavailable for trial and has now become ready to proceed. Transferred cases are defined as cases moved from one judge's docket to another. This could be due to re-assignment to a Mental Health Judge or after additional information indicates that by Court rule, the case should have been assigned to another Judge.



CUYAHOGA COUNTY COMMON PLEAS COURT

Yearly Criminal Terminations

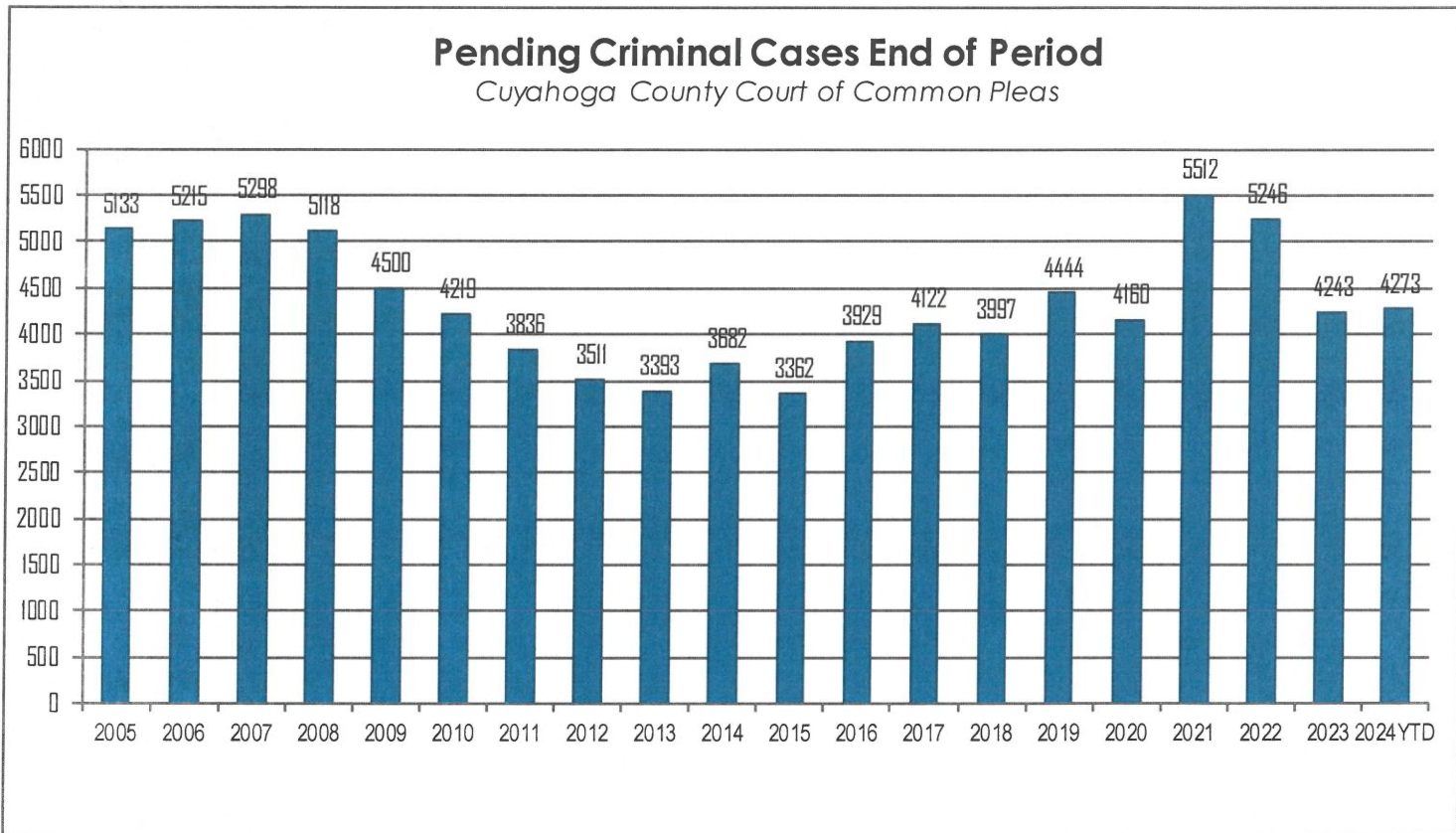
The following chart represents cases that have been terminated by the court from 2005 – July 2024. These cases have been terminated either by trial; plea, dismissal or a defendant is unavailable for trial or sentencing.



CUYAHOGA COUNTY COMMON PLEAS COURT

Pending Criminal Cases End of Period

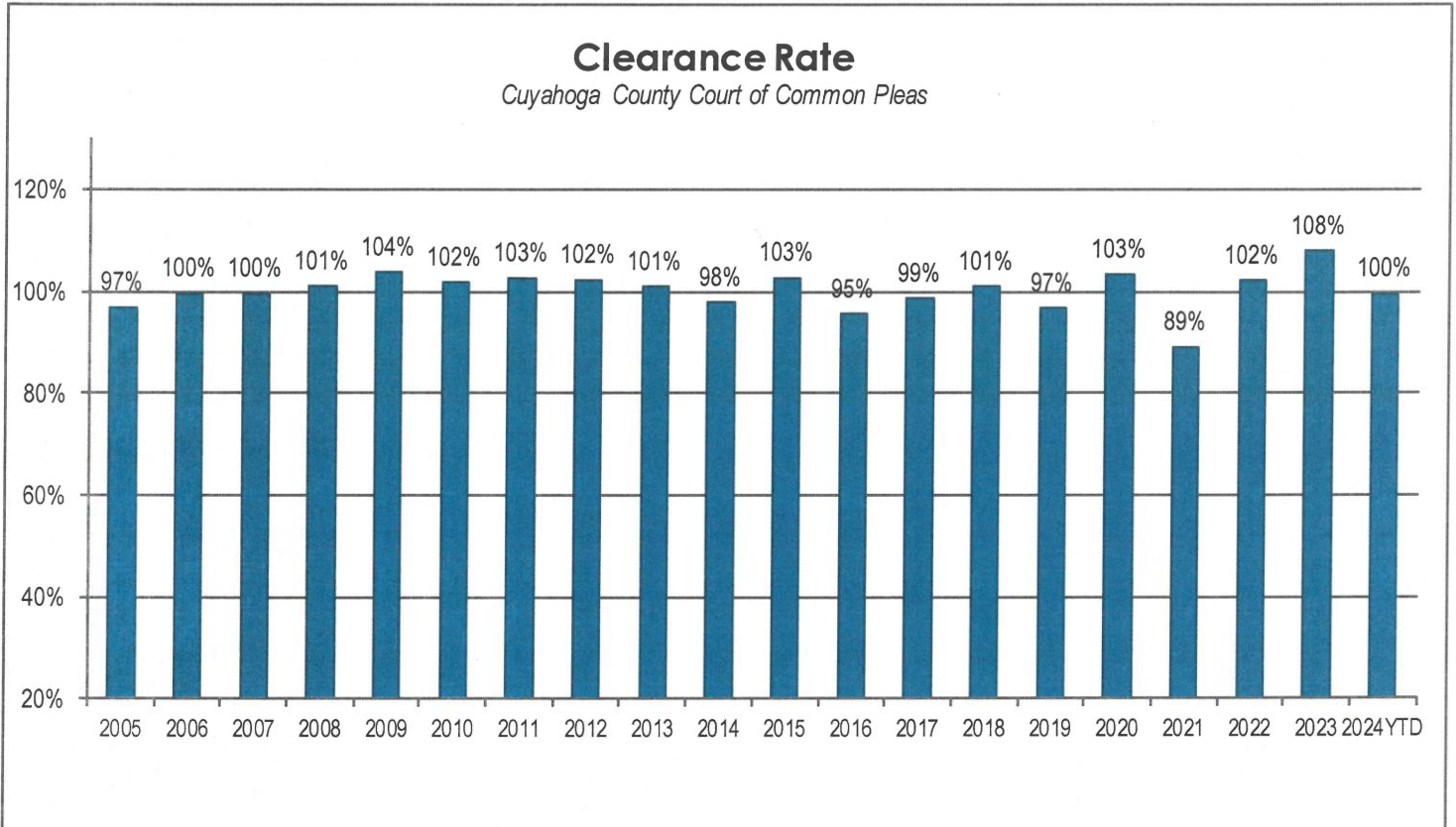
The following chart represents the total number of cases pending at the end of the reporting period from 2005 – July 2024. Pending criminal cases at the end of the period is determined by adding the total number of pending cases at the beginning of the reporting period, and all newly filed, re-activated and transferred in cases. The total number of cases terminated in the period is subtracted from the sum total pending at the beginning of the period to give the value pending at the end of the period.



CUYAHOGA COUNTY COMMON PLEAS COURT

Clearance Rate

The Clearance Rate is the total number of outgoing cases as a percentage of the number of incoming cases. Clearance rate measures whether the court is keeping up with its incoming caseload. If cases are not disposed in a timely manner, a backlog of cases awaiting disposition will grow. A Clearance Rate of 100% indicates that at least as many cases have been filed, reopened, or reactivated in a period have been disposed.



Arrest to Disposition Timeline

Arrest to disposition timeline is a method to measure how felony cases flow through the Cuyahoga County Criminal Justice System. By capturing how long a case takes to move from stage to stage, we can examine where problems may exist and where potential improvements in case processing can be made.

The source data was extracted from the Cuyahoga County Court of Common Pleas Case Management System. The overall population of sample data was based on cases terminated in a given month excluding cases that have gone through diversion programs. A case is defined as a defendant and all charges involved in a single incident. The period for the extracted data is from July 2024.

The stages examined were:

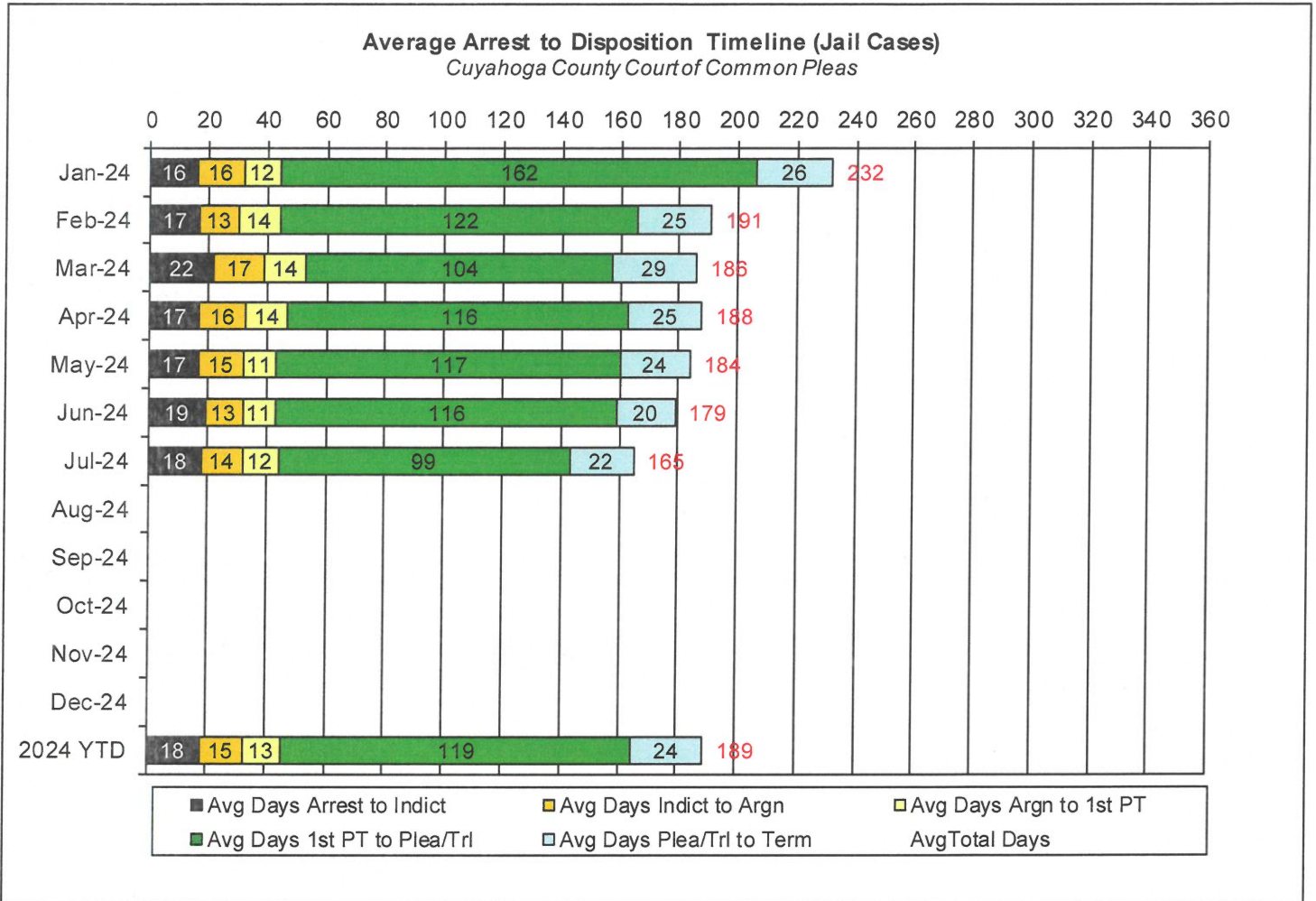
Arrest to Indictment
Indictment to Arraignment
Arraignment to 1st Pre-Trial
1st Pre-Trial to Plea/Trial
Plea/Trial to Termination

Due to the fact that each case may or may not have all of the stage date elements, a method to arrive at stage averages was applied. For a case to be included in the average for a stage there would need to be both dates for the given stage. A case would be included in the Arrest to Indictment stage if both arrest date and indictment date were available. This method was applied to each of the five stages. Next we calculated the total number of cases that met the date criteria for each of the ranges and also the total number of days between each date. To arrive at an average, the total number of days for each case in each range was calculated and divided by the total number of cases that met the date criteria. If a case had a time period or periods where the defendant was capiased or referred to the Psych Clinic, that amount of time was subtracted from the appropriate range. For re-indicted cases, the original arrest date is used.

The following three charts are for Jail, Non-Jail and combined Jail and Non-Jail cases. Jail and Non-Jail cases are defined by the posting of bond prior to plea or trial.

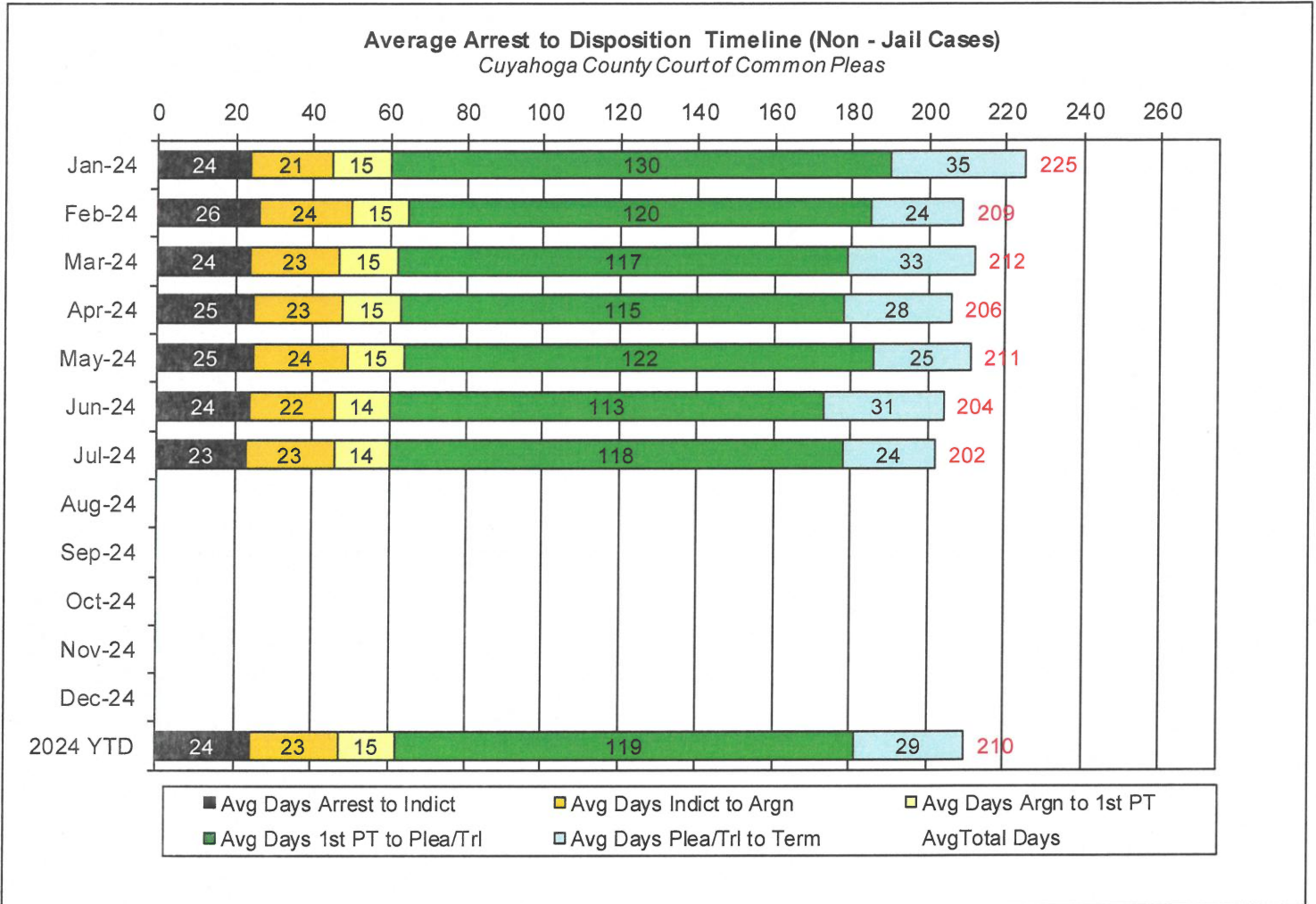
CUYAHOGA COUNTY COMMON PLEAS COURT

Average Arrest to Disposition Timeline (Jail Cases)



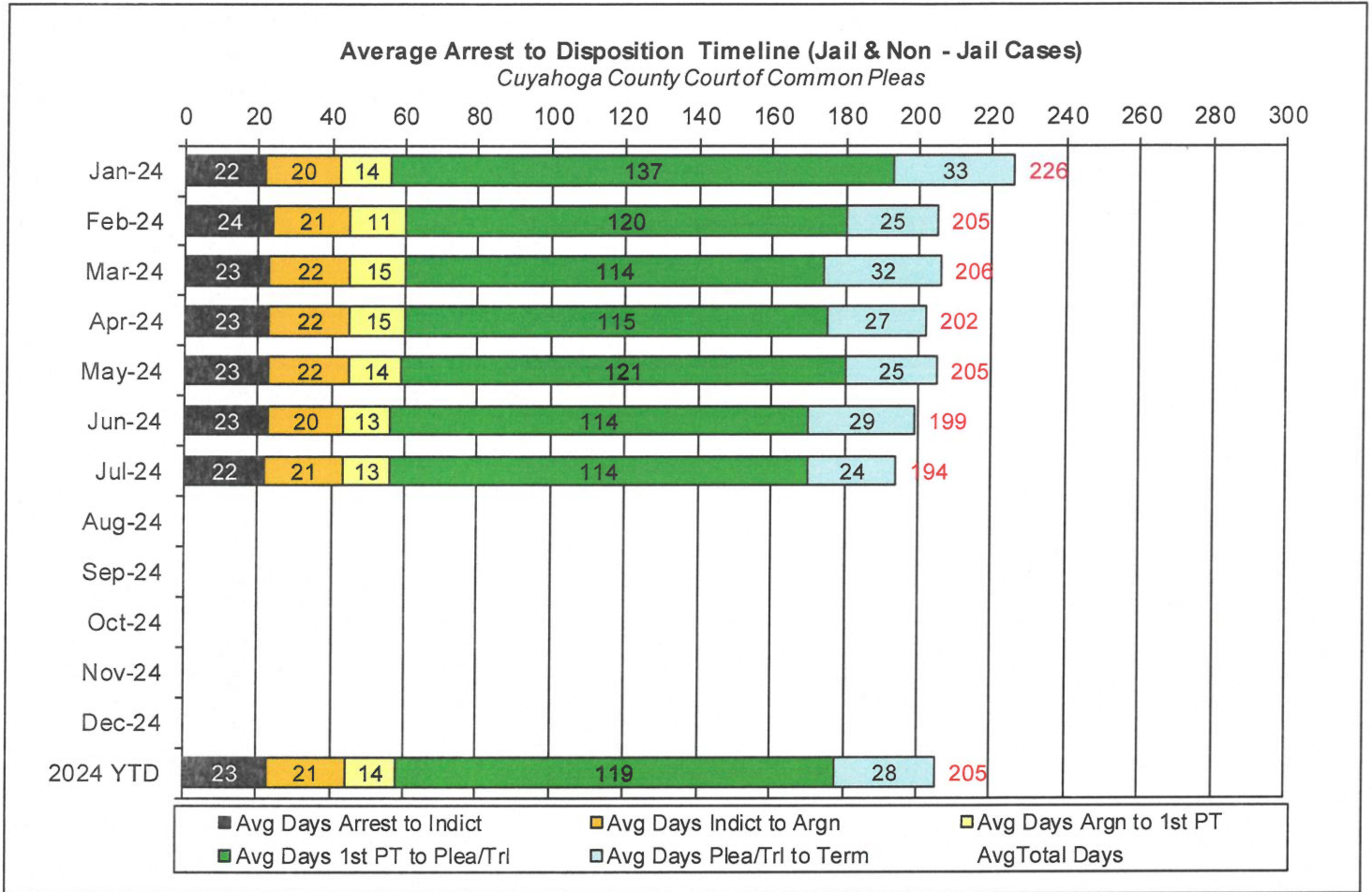
CUYAHOGA COUNTY COMMON PLEAS COURT

Average Arrest to Disposition Timeline (Non-Jail Cases)



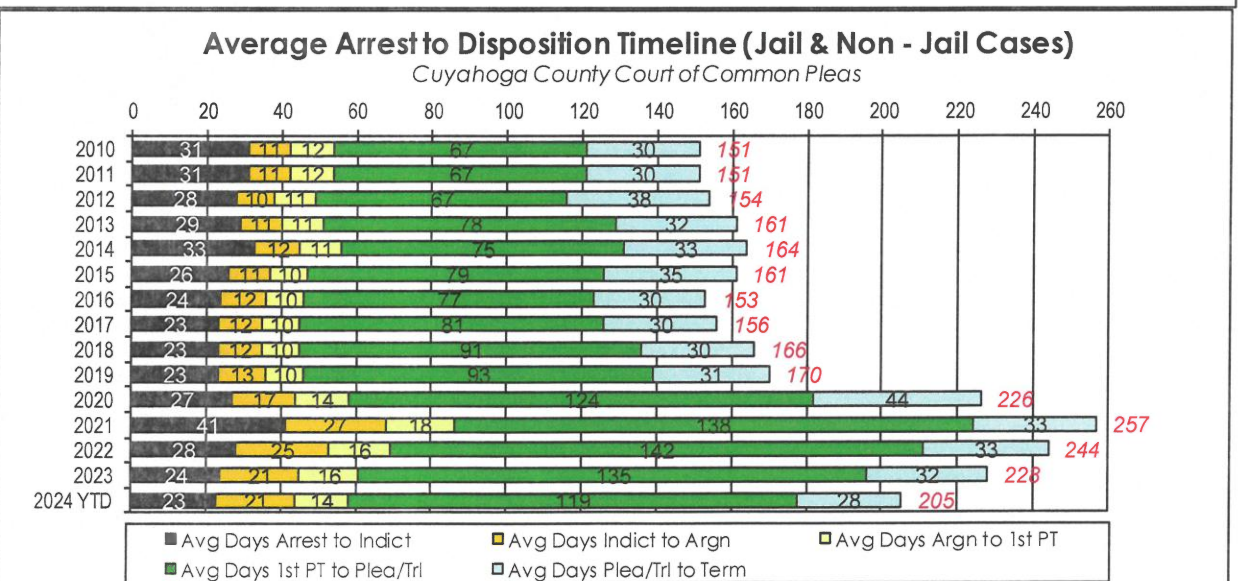
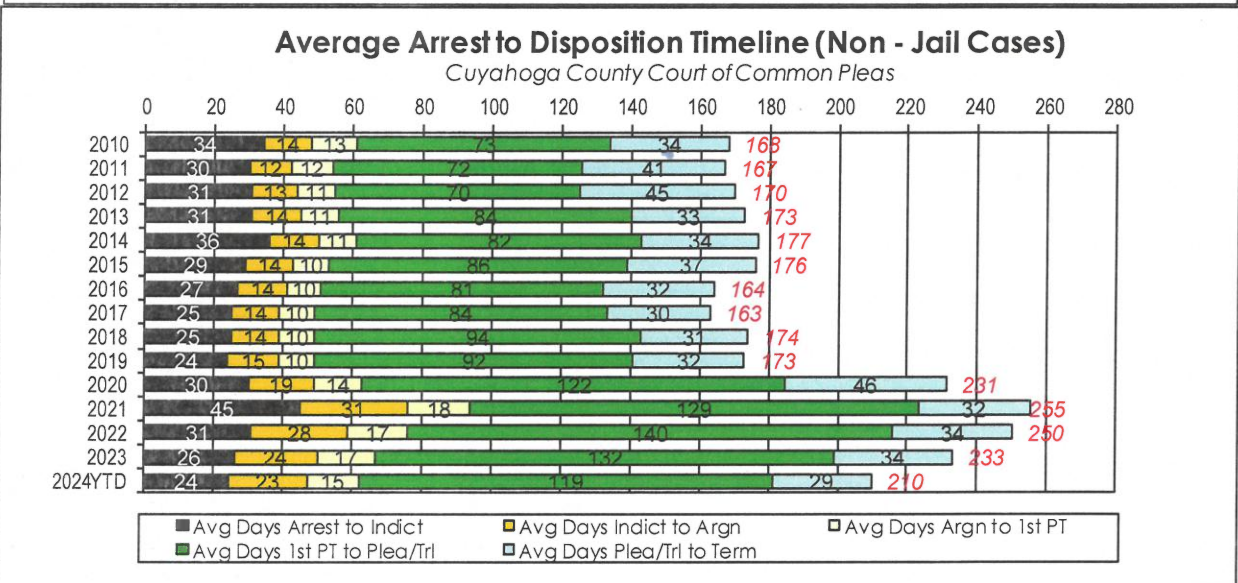
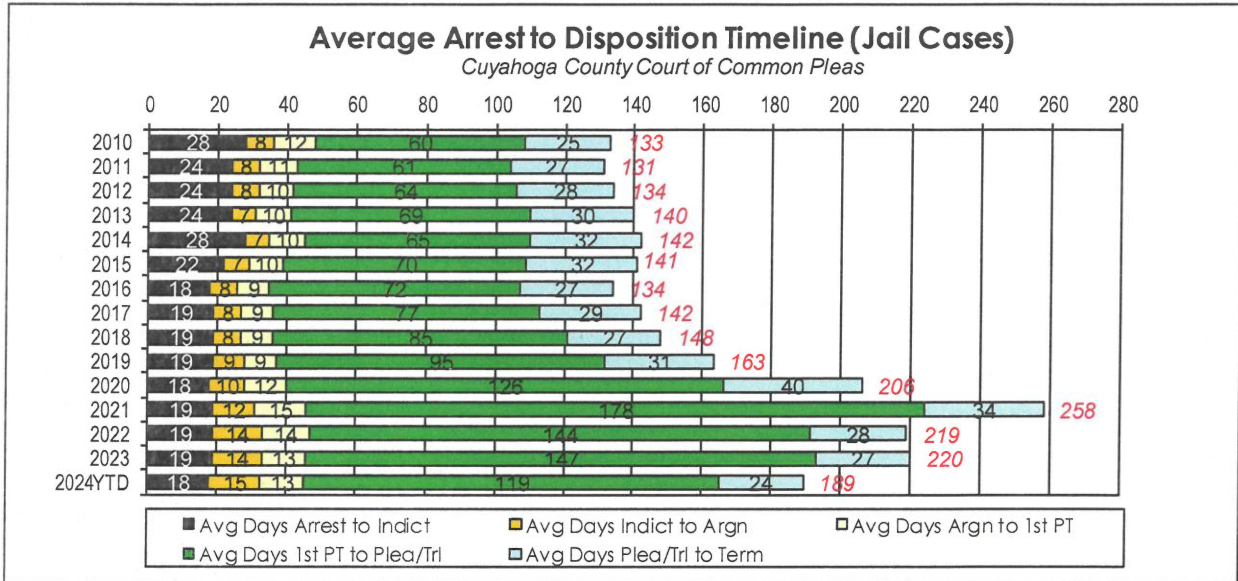
CUYAHOGA COUNTY COMMON PLEAS COURT

Average Arrest to Disposition Timeline (Jail and Non-Jail Cases)



CUYAHOGA COUNTY COMMON PLEAS COURT

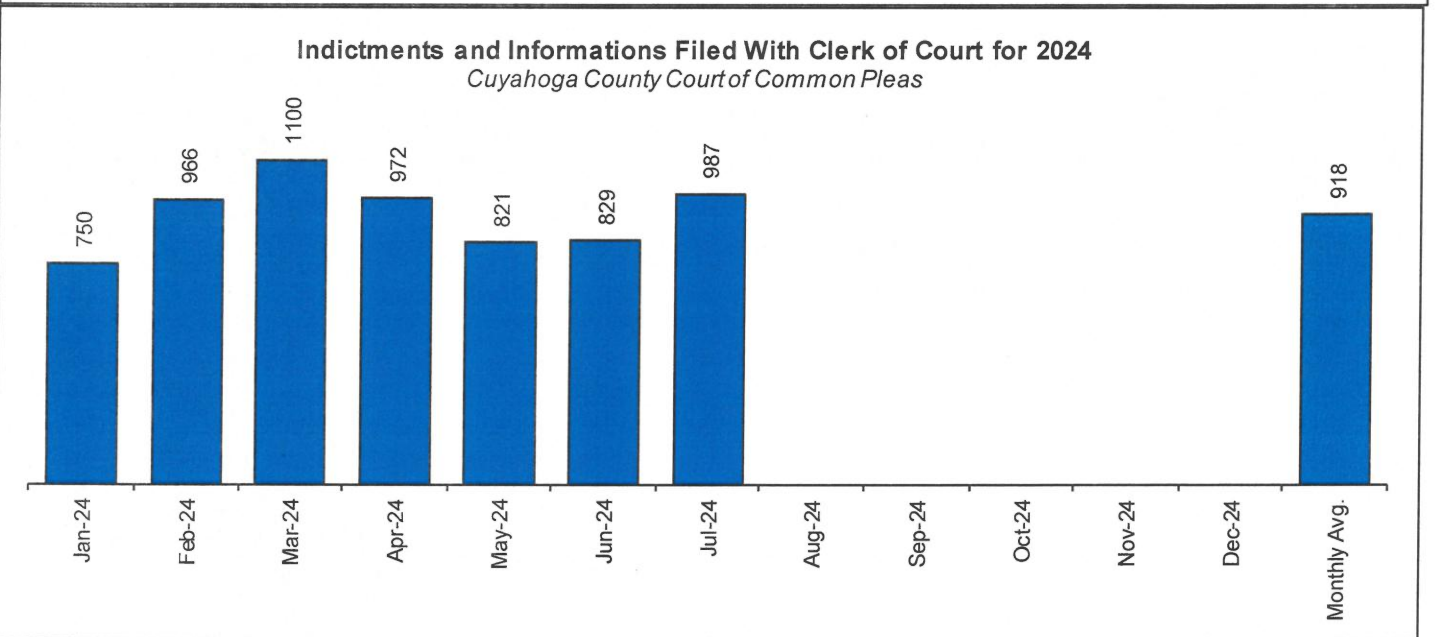
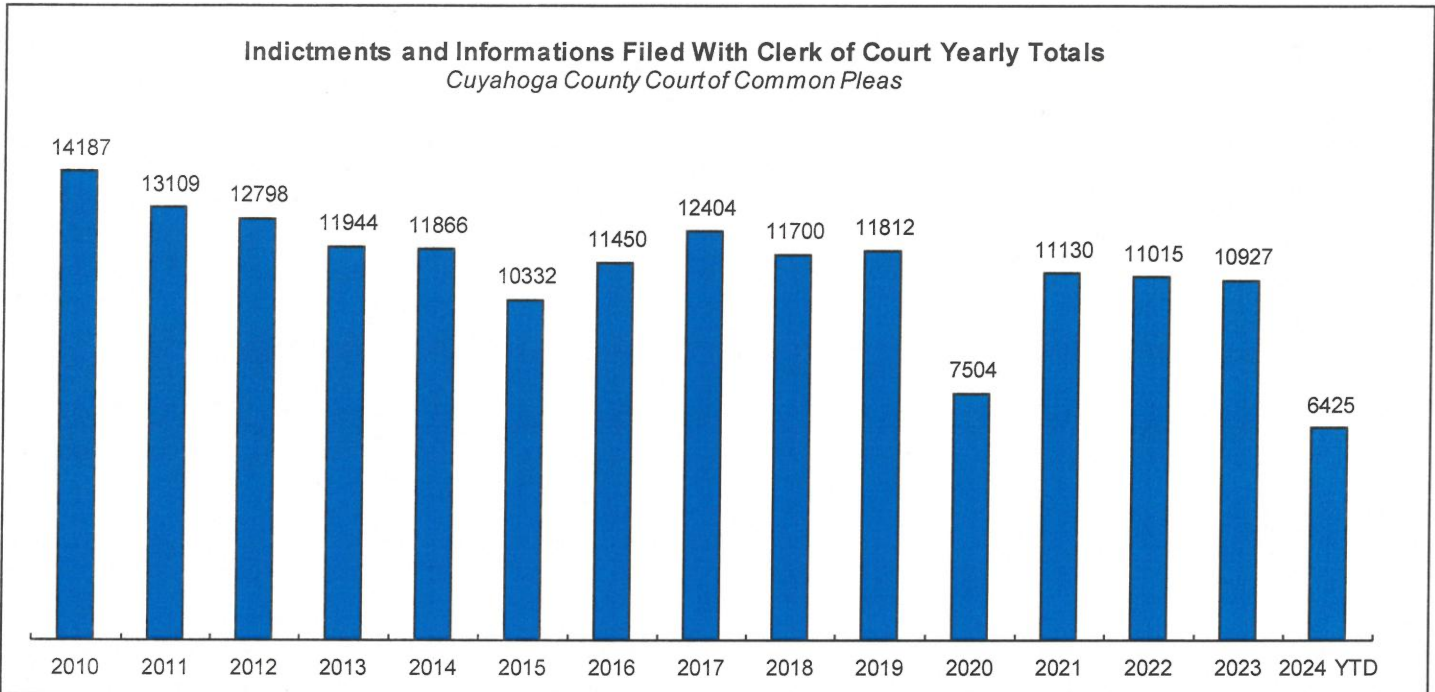
Yearly Average Arrest to Disposition Timeline



CUYAHOGA COUNTY COMMON PLEAS COURT

Indictments and Informations Filed With the Clerk of Courts

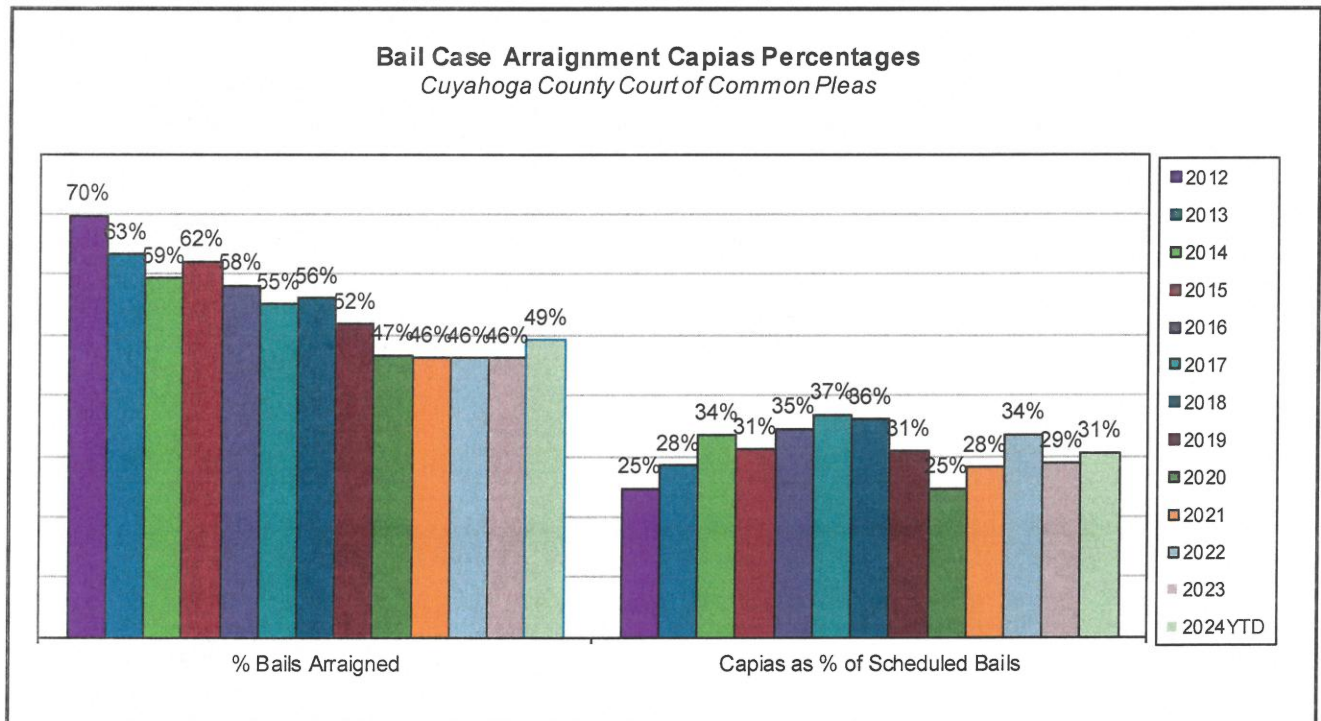
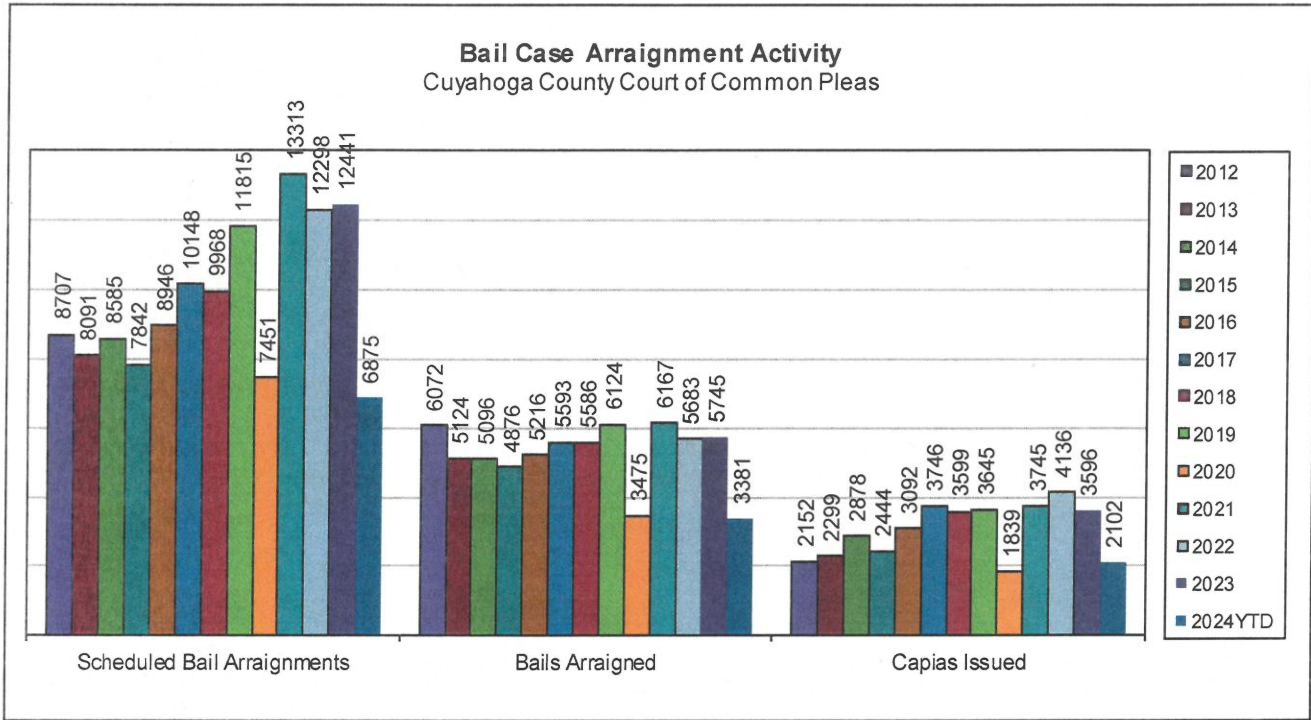
The following charts are reflective of Indictments and Informations filed with the Criminal Clerk of Courts from 2010. The source for this information was the Criminal Clerk's Office.



CUYAHOGA COUNTY COMMON PLEAS COURT

Bail Case Arraignment Activity

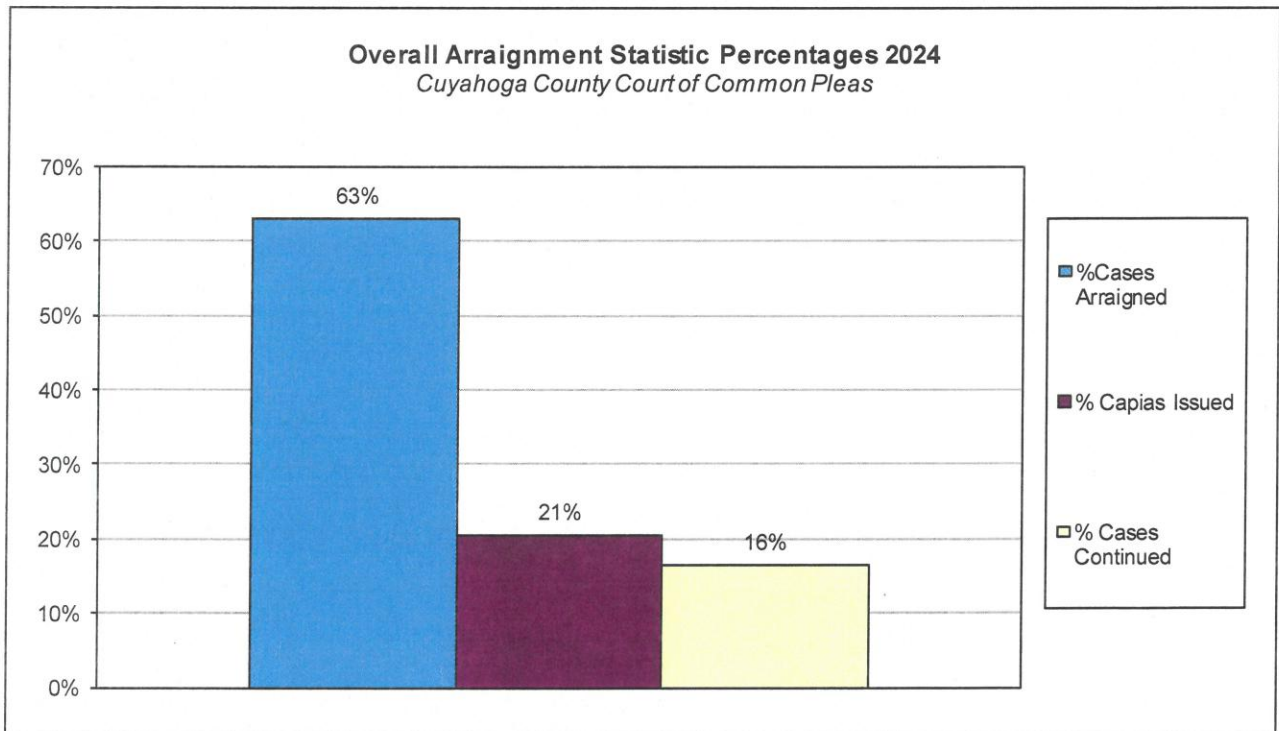
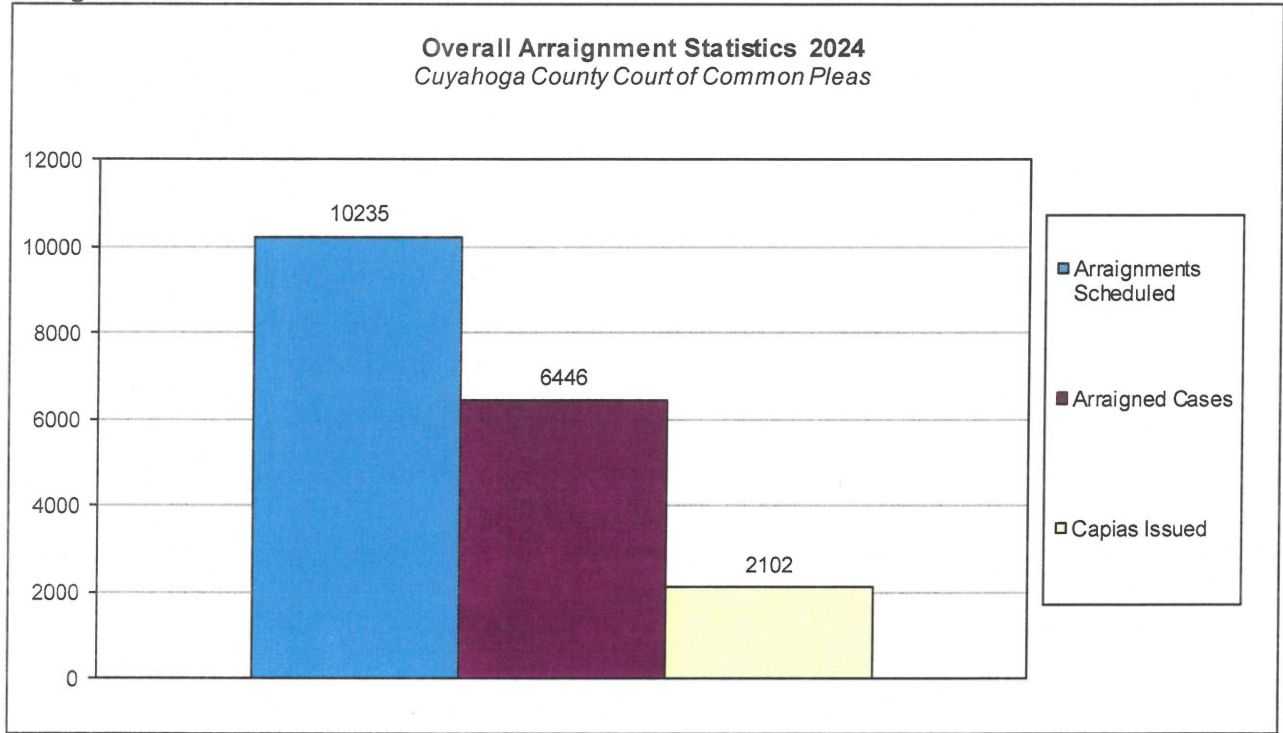
The following charts are reflective of arraignment activity where the defendant was not incarcerated at the time of arraignment. The source for this information was the Criminal Records Department.



CUYAHOGA COUNTY COMMON PLEAS COURT

Overall Arraignment Statistics

The arraignment statistics were provided by the Criminal Records Department. They are provided to give a representation of arraignment activity in the Court in 2024. These statistics include jail and non-jail arraignments.



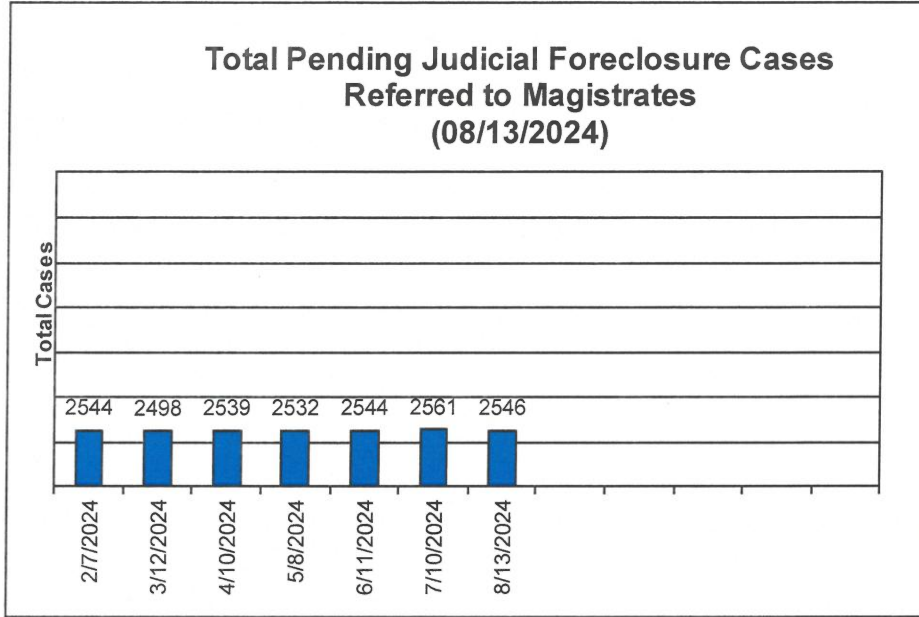
Judicial Foreclosure Statistics¹

¹ For clarification purposes, Foreclosure cases in this report are identified as Judicial Foreclosure filings (filing codes 1460 (Foreclosure Marsh. Of Lien), 1465 (Tax Lien), 1466 (Tax Certificate), 1470 (Quiet Title), and 1480 (Partition)). These cases are different from Board of Revision Foreclosures, which are not reported here.

CUYAHOGA COUNTY COMMON PLEAS COURT

Total Pending Judicial Foreclosure Cases Referred to Magistrates

The following chart is a display of the total number of pending Judicial Foreclosure cases referred to the Magistrates on specific dates. The table below shows the number of these cases pending from each year since 2012.

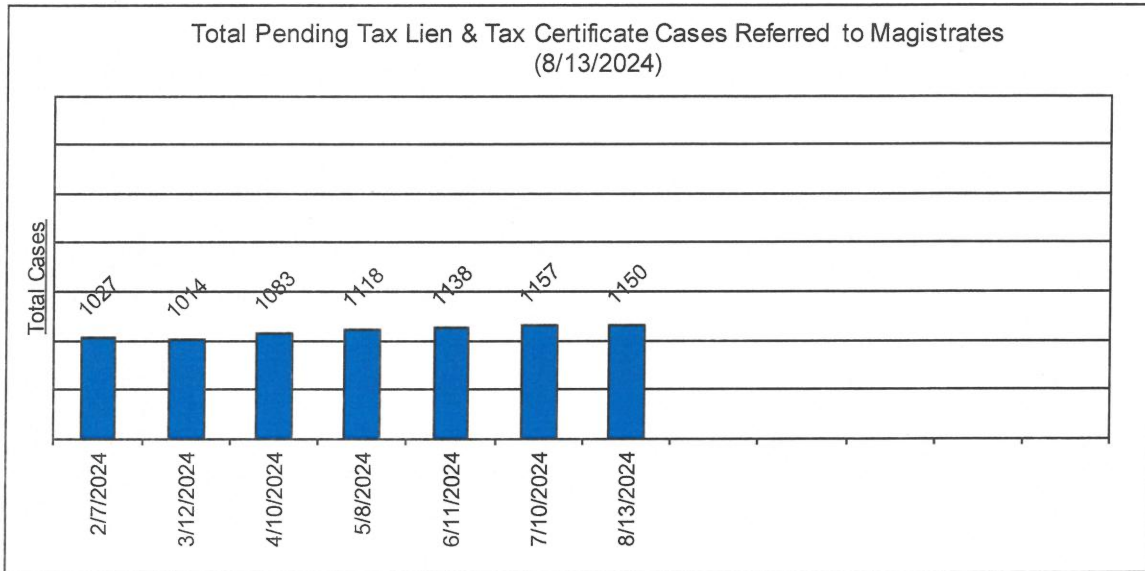


	As of:	2/7/2024	3/12/2024	4/10/2024	5/8/2024	6/11/2024	7/10/2024	8/13/2024					
Year													
2006					1	0	0	0					
2011		1	1	0	0	1	0	0					
2012		1	0	0	0	0	0	0					
2014		0	1	0	0	0	0	0					
2015		1	1	1	1	0	0	0					
2016		2	2	2	2	3	2	3					
2017		1	1	1	1	1	1	2					
2018		7	8	7	6	5	5	7					
2019		8	7	8	8	12	11	8					
2020		10	9	5	2	0	0	0					
2021		16	14	12	11	10	8	9					
2022		117	95	75	57	45	34	26					
2023		1966	1557	1310	1012	790	634	493					
2024		414	802	1118	1432	1677	1866	1998					
Total		2544	2498	2539	2532	2544	2561	2546					

CUYAHOGA COUNTY COMMON PLEAS COURT

Total Pending Tax Lien & Certificate Cases Referred to Magistrates

The following chart is a display of the number of pending tax Judicial Foreclosure cases referred to the Magistrates on specific dates. The table below shows the number of pending tax Judicial Foreclosure cases in each year since 2010.




	As of:	2/7/2024	3/12/2024	4/10/2024	5/8/2024	6/11/2024	7/10/2024	8/13/2024					
Year													
2006					1	0	0	0					
2010		1	1	1	1	1	1	1					
2011		1	1	0	0	0	0	0					
2012		1	0	0	0	0	0	0					
2014		0	1	0	0	0	0	0					
2015		2	2	2	2	2	2	2					
2016		3	3	3	3	4	3	4					
2017		0	0	0	0	0	0	1					
2018		2	5	4	3	2	2	4					
2019		1	4	4	3	3	3	2					
2020		5	4	3	1	0	0	0					
2021		9	7	5	5	6	5	6					
2022		15	13	9	6	7	5	2					
2023		855	680	578	437	313	243	170					
2024		132	293	474	657	800	893	958					
Total		1027	1014	1083	1118	1138	1157	1150					

CUYAHOGA COUNTY COMMON PLEAS COURT

Percentage of Pending Judicial Foreclosure Cases By Filing Year

The following chart is a representation of the total number of pending Judicial Foreclosure cases by filing year expressed as a percentage on a specific date. The table below is the supporting data for this chart.

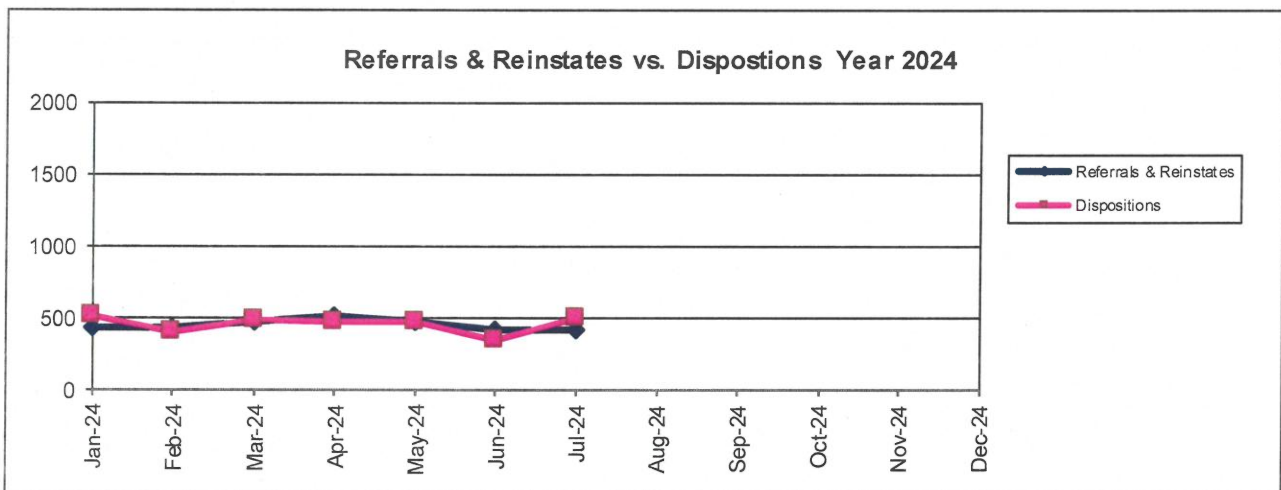
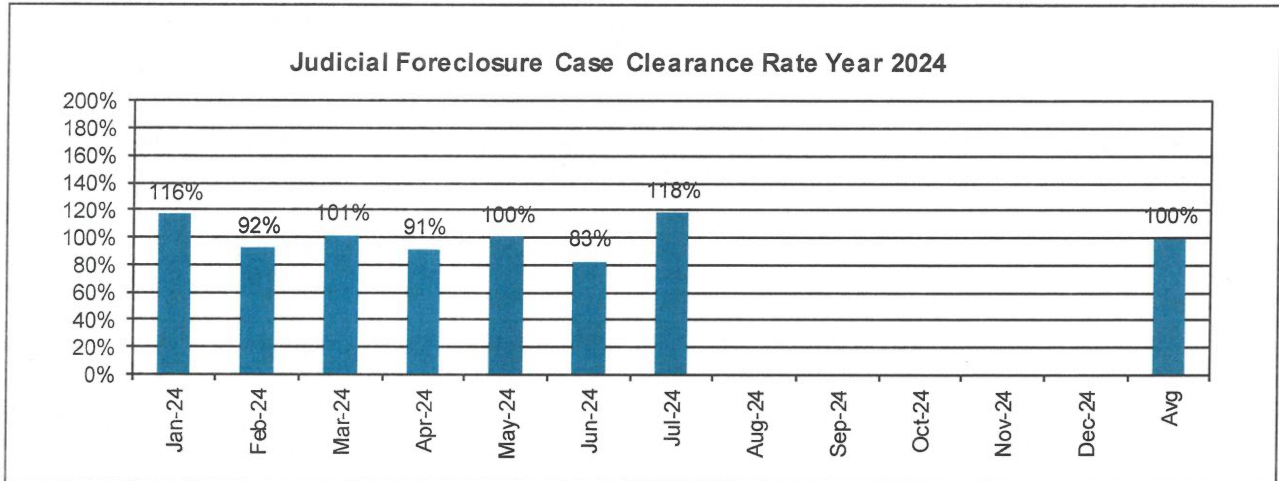


	As of:	8/13/2024	% of Total
Year			
2006		0	0.00%
2011		0	0.00%
2012		0	0.00%
2014		0	0.00%
2015		0	0.00%
2016		3	0.12%
2017		2	0.08%
2018		7	0.27%
2019		8	0.31%
2020		0	0.00%
2021		9	0.35%
2022		26	1.02%
2023		493	19.36%
2024		1998	78.48%
Total		2546	100.00%

CUYAHOGA COUNTY COMMON PLEAS COURT

Judicial Foreclosure Clearance Rate Year 2024

The Clearance Rate is the number of outgoing cases as a percentage of the number of incoming cases. Clearance rate measures whether the court is keeping up with its incoming caseload. If cases are not disposed in a timely manner, a backlog of cases awaiting disposition will grow. A Clearance Rate of 100% indicates that at least as many cases as have been filed, reopened, or reactivated in a period have been disposed.

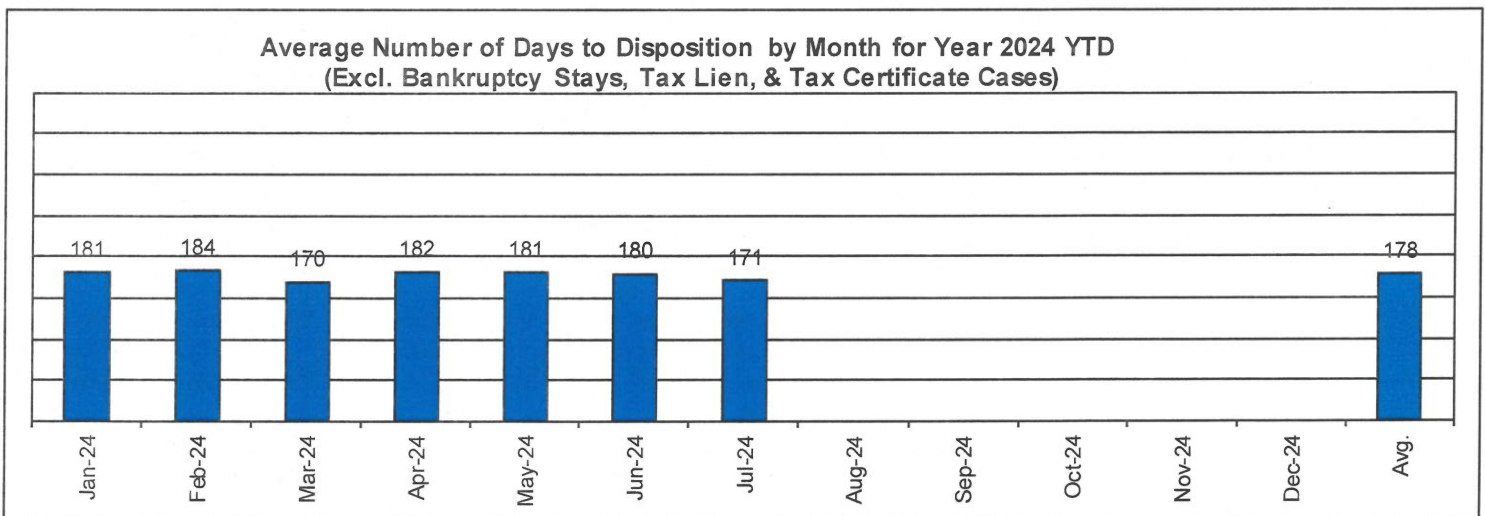
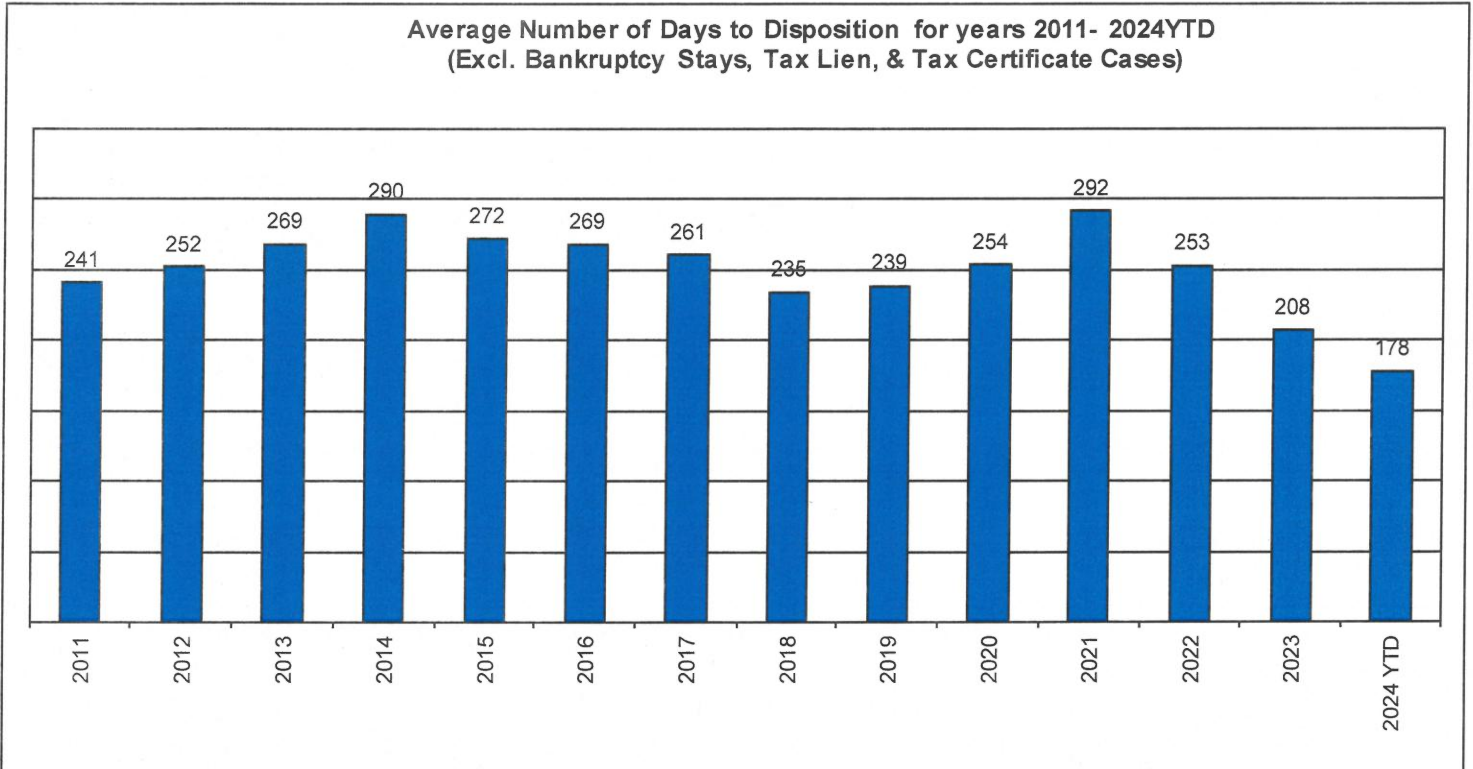


	Referrals & Reinstates	Dispositions	Clearance Rate
Jan-24	438	509	116%
Feb-24	439	403	92%
Mar-24	476	482	101%
Apr-24	521	475	91%
May-24	473	474	100%
Jun-24	421	348	83%
Jul-24	420	497	118%
Aug-24			
Sep-24			
Oct-24			
Nov-24			
Dec-24			
Avg	455	455	100%
Total	3188	3188	

CUYAHOGA COUNTY COMMON PLEAS COURT

Avg. Number of Days to Disp. (Excl. Bank. Stays & Tax Lien & Tax Cert.)

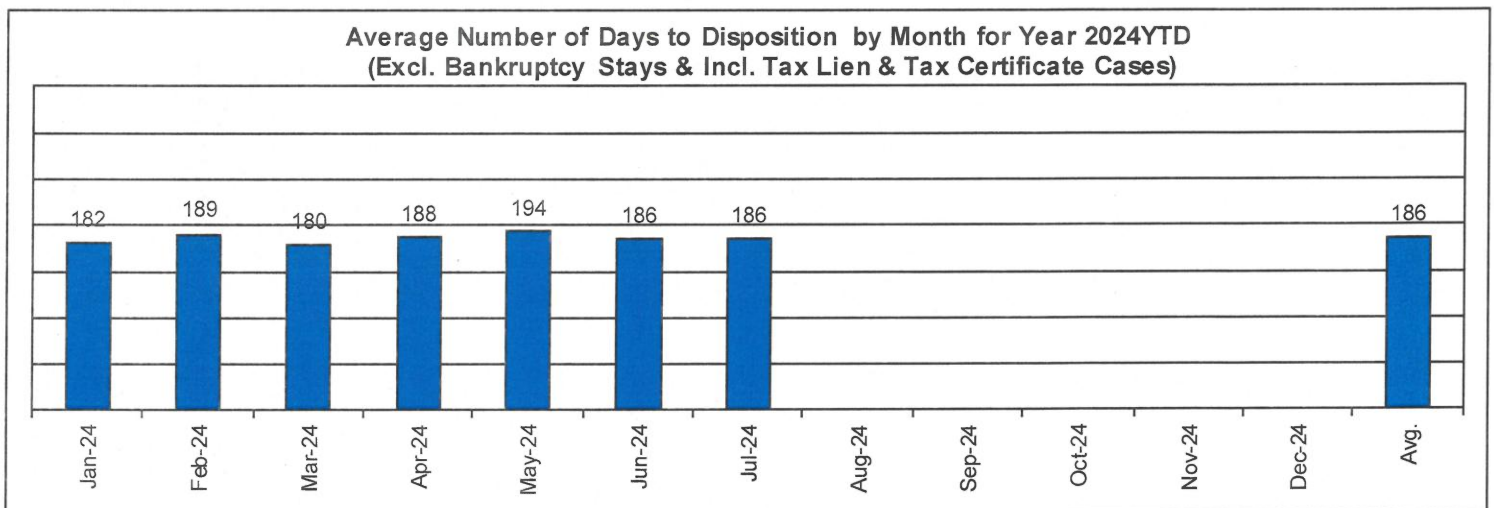
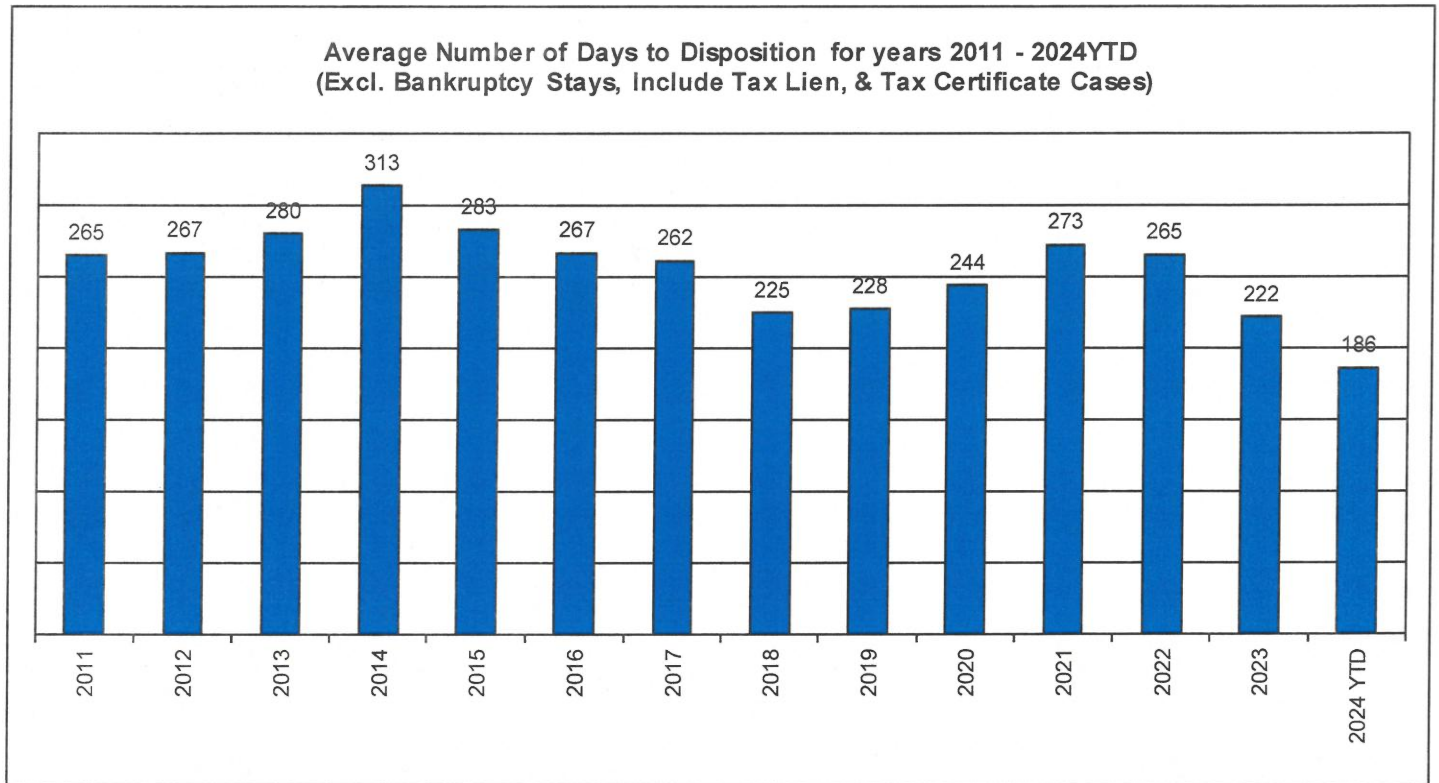
The average number of days to disposition is the number of days from filing to a final disposition entry being filed with the Clerk of Court. The data sample is based on all judicial foreclosure cases terminated by decree or dismissal (cases terminated by bankruptcy are not included) in a month. Each case is examined to determine the number of days between filing and termination with the periods that a case may have been in bankruptcy subtracted. Adding the total days of all of the cases minus bankruptcy periods and dividing by the total number of cases calculates the average. In the following chart, tax judicial foreclosure cases are excluded.



CUYAHOGA COUNTY COMMON PLEAS COURT

Avg. Number of Days to Disp. (Excl. Bank. Stays & Incl. Tax Lien & Tax Cert.)

The average number of days to disposition is the number of days from filing to a final disposition entry being filed with the Clerk of Court. The data sample is based on all Judicial Foreclosure cases terminated by decree or dismissal (cases terminated by bankruptcy are not included) in a month. Each case is examined to determine the number of days between filing and termination with the periods that a case may have been in bankruptcy subtracted. Adding the total days of all of the cases minus bankruptcy periods and dividing by the total number of cases calculates the average. In the following chart, all types of Judicial Foreclosure cases are included.

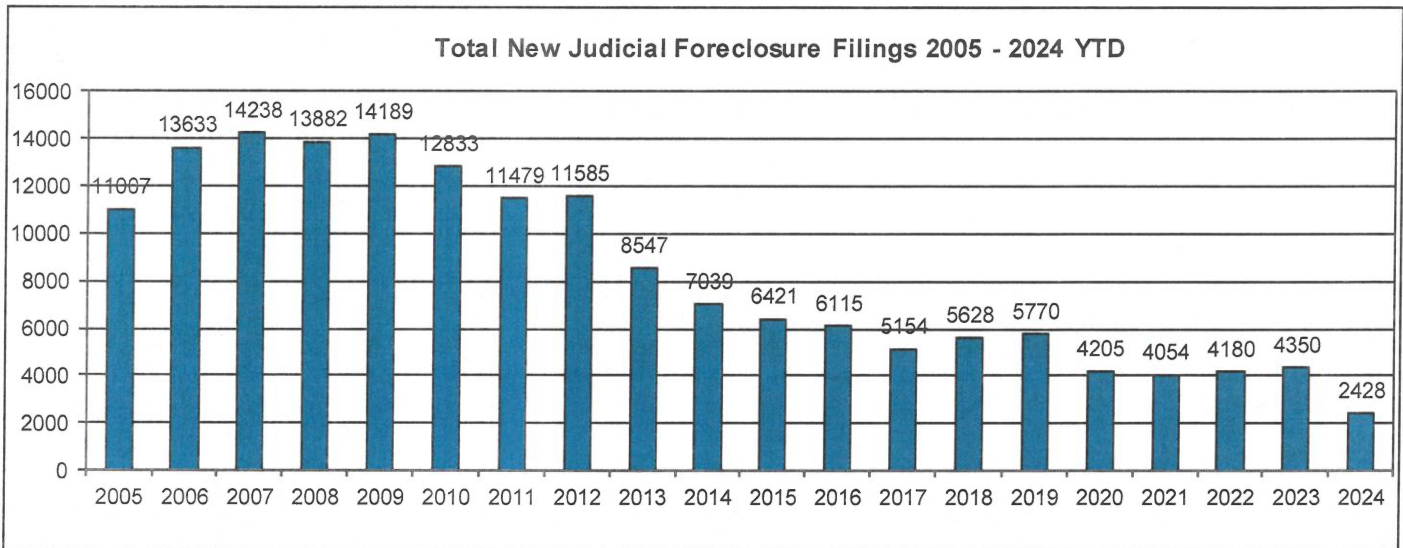


CUYAHOGA COUNTY COMMON PLEAS COURT

Total New Judicial Foreclosure Filings

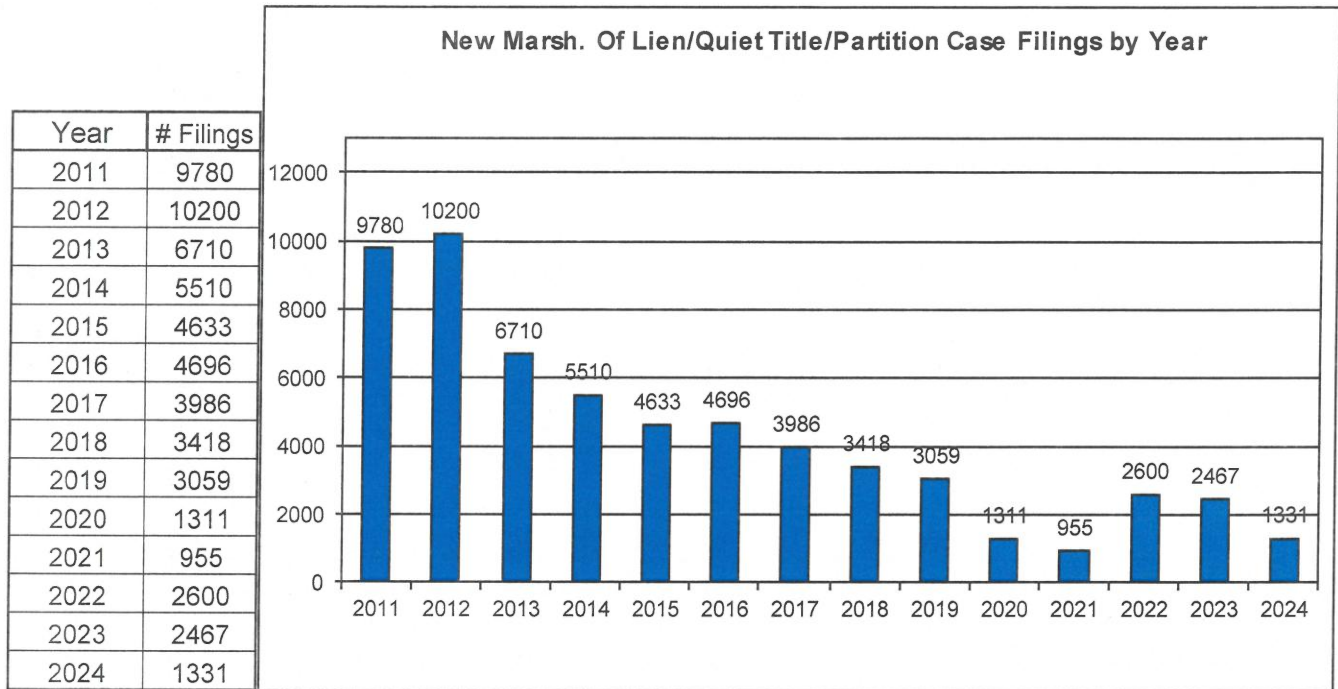
The following charts are provided as a historical view of new judicial foreclosure filings.

1. Total New Judicial Foreclosure Filings from 2005 – 2024 by year
2. Total New Marsh of Lien/Quiet Title/Partition Filings from 2011 – 2024 by month
3. Total New Tax Lien & Tax Certificate Filings for 2011 – 2024 by month
4. Total New Judicial Foreclosure Filings from 2011 – 2024 by month

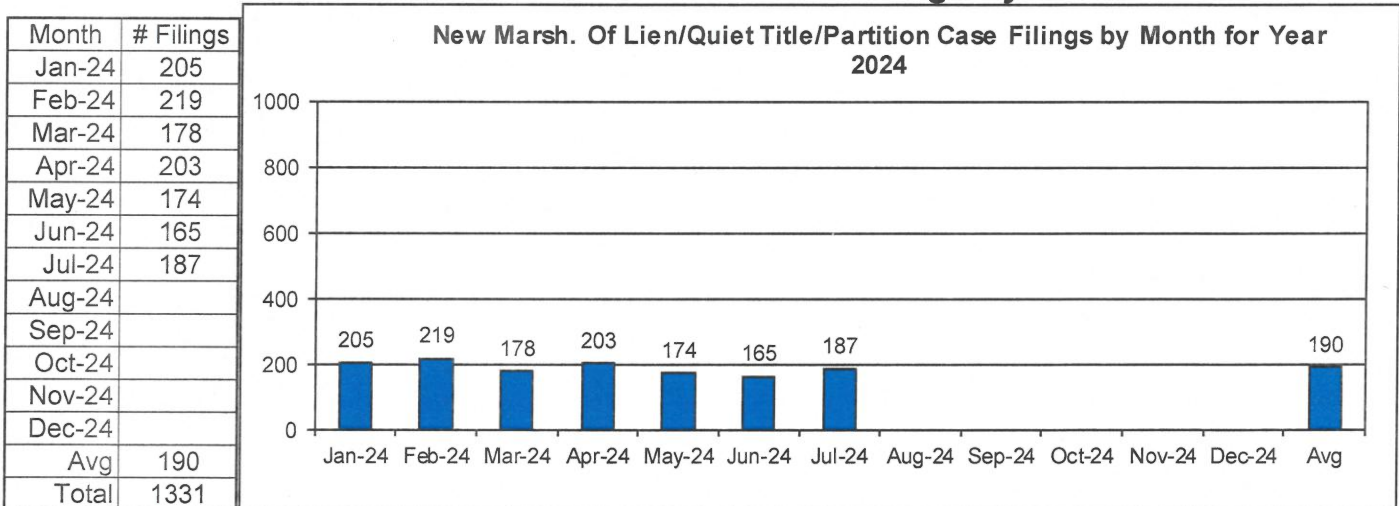


CUYAHOGA COUNTY COMMON PLEAS COURT

New Marsh of Lien/Quiet Title/Partition Case Filings for Years 2011 – 2024 YTD

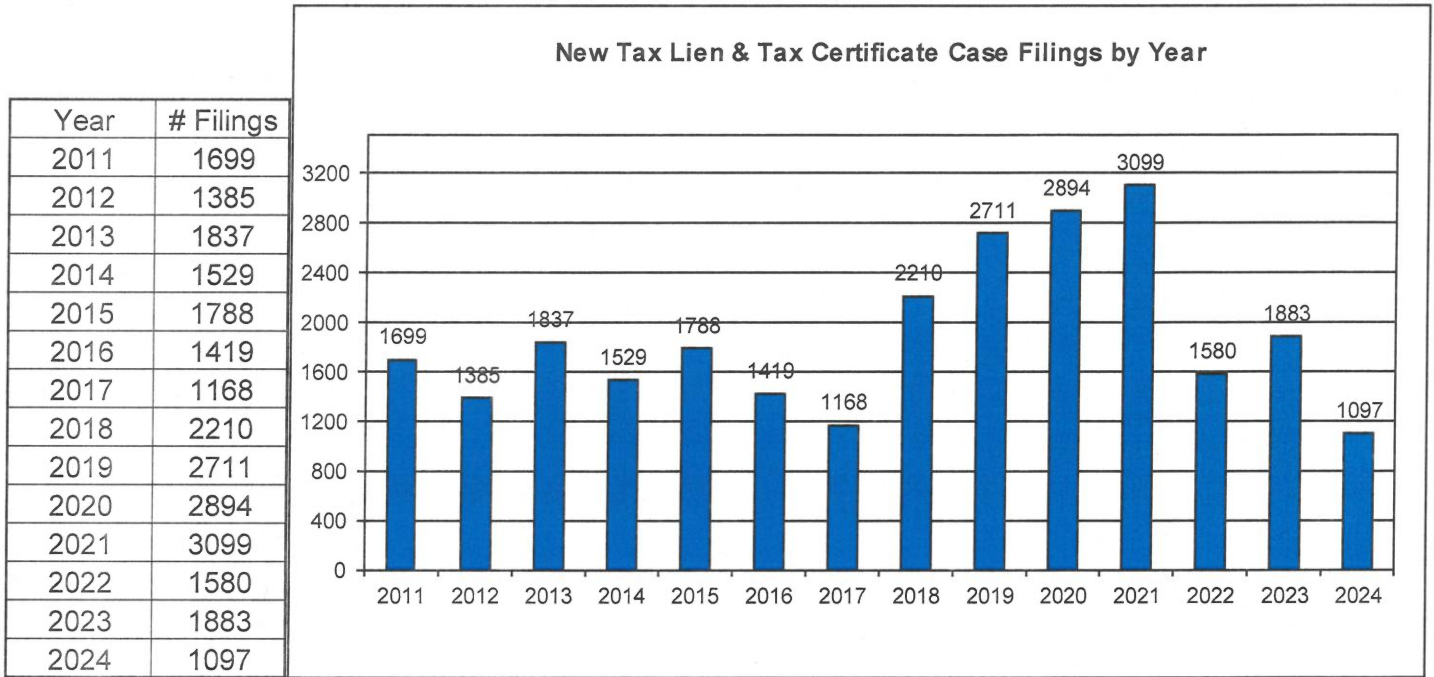


New Marsh of Lien/Quiet Title/Partition Case Filings by month for 2024 YTD

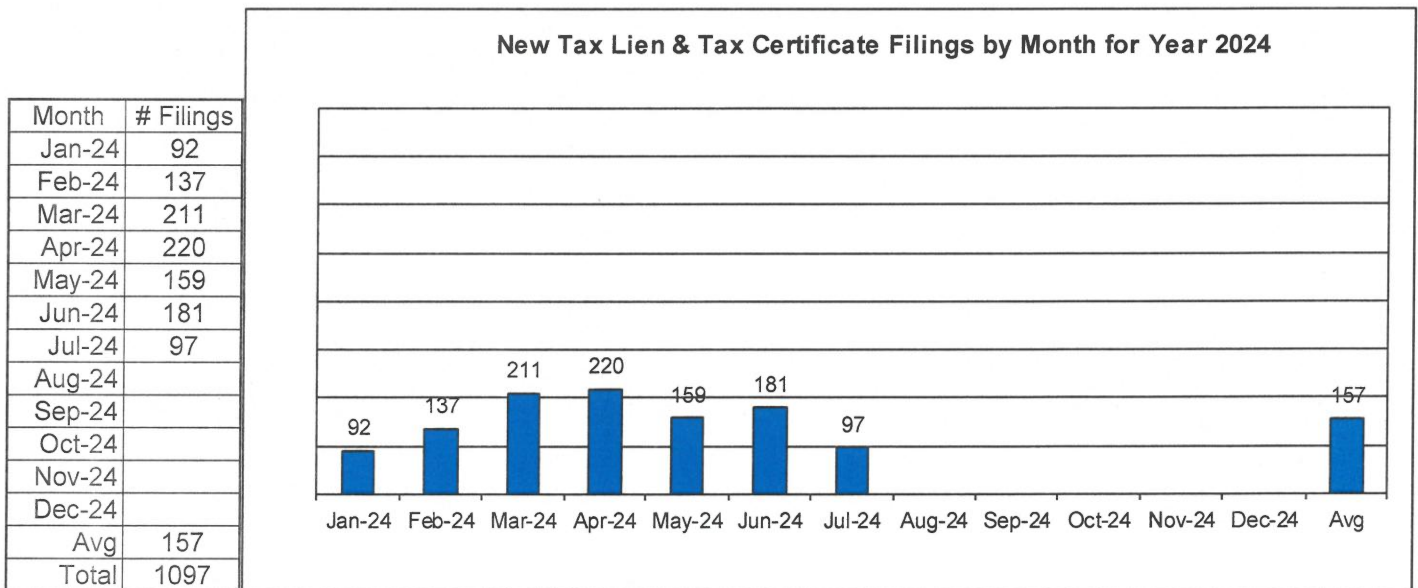


CUYAHOGA COUNTY COMMON PLEAS COURT

New Tax Lien & Certificate Filings for Years 2011 – 2024 YTD



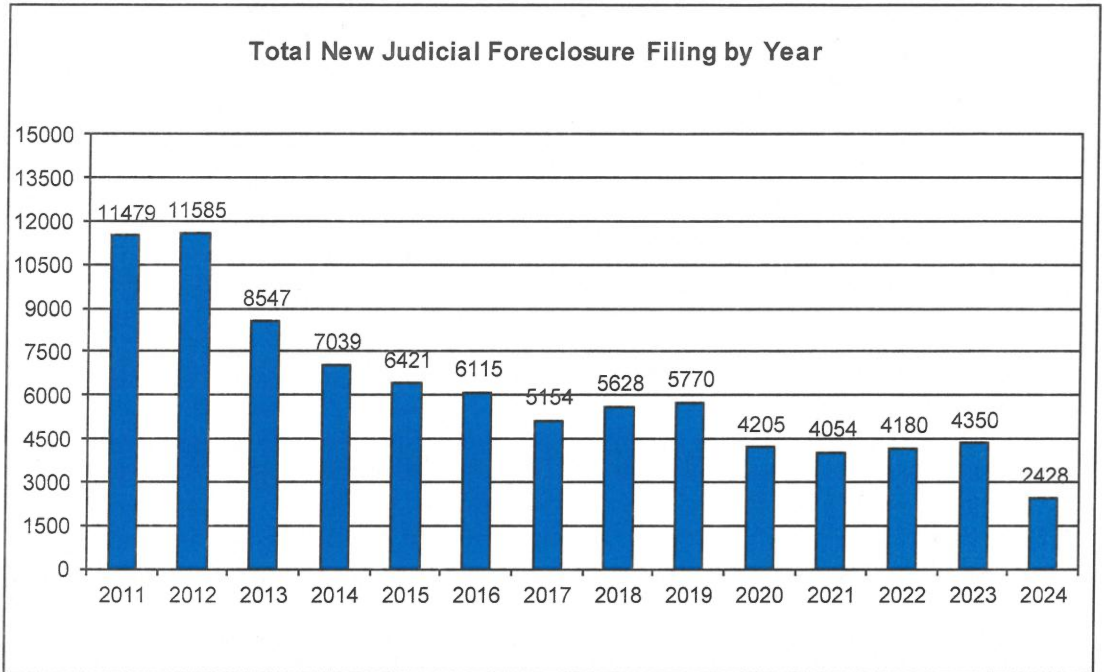
New Tax Lien & Certificate Filings by Month for Year 2024 YTD



CUYAHOGA COUNTY COMMON PLEAS COURT

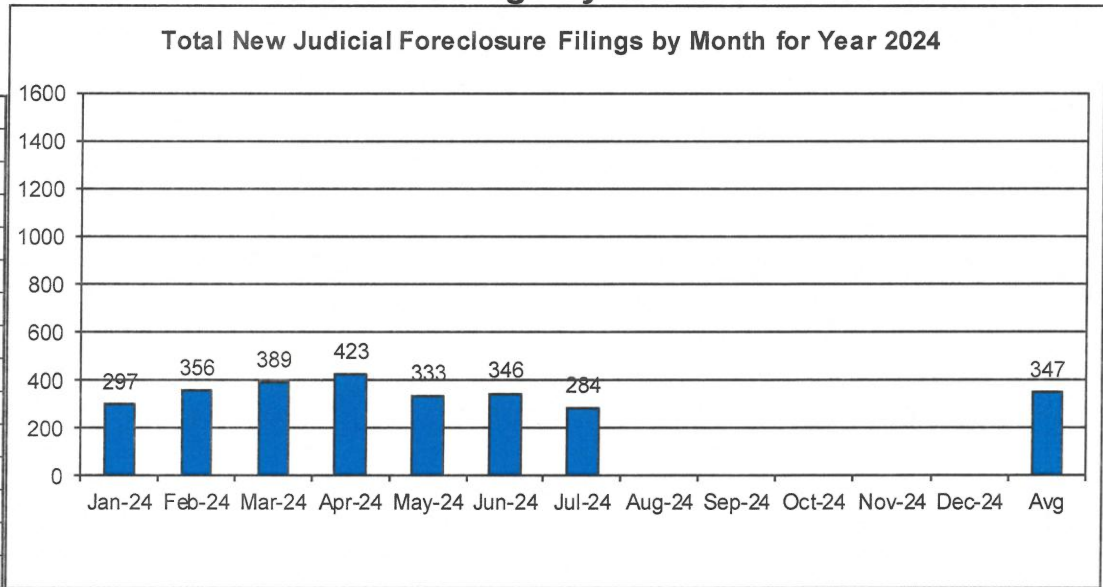
Total New Judicial Foreclosure Filings Years 2011 – 2024 YTD

Year	# Filings
2011	11479
2012	11585
2013	8547
2014	7039
2015	6421
2016	6115
2017	5154
2018	5628
2019	5770
2020	4205
2021	4054
2022	4180
2023	4350
2024YTD	2428



Total New Judicial Foreclosure Filings by Month for Year 2024 YTD

Month	# Filings
Jan-24	297
Feb-24	356
Mar-24	389
Apr-24	423
May-24	333
Jun-24	346
Jul-24	284
Aug-24	
Sep-24	
Oct-24	
Nov-24	
Dec-24	
Avg	347
Total	2428



Magistrate's Monthly Reports

The Magistrates' Monthly Report consists of 5 reports. Below is a description of each.

Magistrate's Monthly Supplemental Journal Entry Report (R415)

Retrieves total number of supplemental entries and Decrees of Confirmation of Sheriff's sale created during a specific period. A supplemental entry is any journal created by a magistrate, which does not close out a case. For example, any magistrate's order (MG) setting a hearing, any journal entry (JE) ruling on a motion, journals confirming Sheriff's sales, etc.).

Magistrate's Full Disposition Count by Magistrate Report (R413)

Retrieves total number of cases disposed of during a specific period. The dispositions are grouped by Magistrate and then broken down by the type of disposition (i. e. Default, Dismissed with Prejudice, Dismissed without Prejudice, etc.) This report can be printed three different ways. Including tax cases (Full Dispositions), excluding tax cases (Non-Tax Dispositions), and Tax cases only (Tax Dispositions).

Magistrate's Monthly Cases Referred/Reinstated Report (R418)

Retrieves newly filed cases referred to the Magistrates Dept. and cases previously disposed by the Magistrates Dept. that are reinstated and re-referred to the magistrates. The cases are separated by Tax (filing code 1465; Tax Judicial Foreclosure & 1466; Tax Certificate Judicial Foreclosure) and Non-Tax (1460; Judicial Foreclosure Marsh. Of Lien, 1480; Partition, 1470; Quiet Title, misc. (i. e. 1391; Contract Other, etc.).

Magistrate's Monthly Hearing Totals Report (R3146)

Retrieves total number of hearings held during one month. The hearings are grouped by Magistrate and then broken down by what type hearing was held (i. e. Default, Pretrial, etc.).

Magistrate's Monthly Case Load Report (R3147)

Retrieves individual caseload totals for individual magistrates during a specific period. The cases are grouped by magistrate and then broken down by case type (i. e. tax judicial foreclosure, tax certificate judicial foreclosure and non-tax judicial foreclosure).

Magistrate's New Referrals/Assignments (R429)

Retrieves All cases referred to the Magistrate's Department. The cases are grouped by Magistrate and broken down into categories of CSPO (Filing Code 1491 Stalking Civil Protection Orders), Tax (1465; Tax Judicial Foreclosure & 1466; Tax Certificate Judicial Foreclosure), Non Tax (1460; Judicial Foreclosure Marsh. Of Lien, 1480; Partition, 1470; Quiet Title, misc. (i.e. 1391; Contract Other, etc.)).

CUYAHOGA COUNTY COURT OF COMMON PLEAS

DATE: 08/13/2024
TIME: 10:03 AM

OFFICE OF THE MAGISTRATES
MAGISTRATE'S MONTHLY SUPPLEMENTALS BY CASE
REPORTING PERIOD: JULY 2024

PAGE: 1
CMSR415D

SUPPLEMENTALS

AUGUSTYN	178
BUCHA	172
DAY	254
DYKE	188
GOZELANCZYK	256
HEGYES	119
JACKSON	188
JACKSON	150
KLEIN	139
LUCAS	193
LUNSFORD	256
UNACCOUNTED FOR	0

TOTAL 2093

CONFIRMATIONS

TOTAL 0

CUYAHOGA COUNTY COURT OF COMMON PLEAS

OFFICE OF THE MAGISTRATES

Full Disposition Count by Magistrate

REPORTING PERIOD: FROM 07/01/2024 TO 07/31/2024

DATE: 08/13/2024

TIME: 10:04 AM

PAGE: 1

CMSR413

MagID	Dispose Type	Tax Cert.	Tax Treas.	Total
KCA				
	Bank	0	0	1
	Def	0	0	7
	Dism	0	2	11
	Ref. Vacate	0	0	0
	Court Trial	0	0	0
	Other	0	12	18
	<u>MAG'S TOTAL</u>	0	14	<u>37</u>

Decrees	322
Defaults	98
Other	193
Court Trial	31
Dismissals	159
Bankruptcy	16
Ref. Vacated	0
Grand Total	497

SMB				
	Bank	0	0	1
	Def	0	0	3
	Dism	0	2	20
	Ref. Vacate	0	0	0
	Court Trial	0	0	4
	Other	0	5	11
	<u>MAG'S TOTAL</u>	0	7	<u>39</u>

CD				
	Bank	0	1	2
	Def	0	0	10
	Dism	0	2	19
	Ref. Vacate	0	0	0
	Court Trial	0	0	1
	Other	1	18	27
	<u>MAG'S TOTAL</u>	1	21	<u>59</u>

JTD				
	Bank	0	1	1
	Def	0	0	6
	Dism	0	4	25
	Ref. Vacate	0	0	0
	Court Trial	0	0	0
	Other	0	15	24
	<u>MAG'S TOTAL</u>	0	20	<u>56</u>

BSG				
	Bank	0	2	5
	Def	0	0	7
	Dism	0	3	15
	Ref. Vacate	0	0	0
	Court Trial	0	0	0
	Other	0	18	24
	<u>MAG'S TOTAL</u>	0	23	<u>51</u>

DKH				
	Bank	0	0	0
	Def	0	0	3
	Dism	0	0	4
	Ref. Vacate	0	0	0
	Court Trial	0	0	7
	Other	0	8	12
	<u>MAG'S TOTAL</u>	0	8	<u>26</u>

ARJ				
	Bank	0	0	2
	Def	0	0	11
	Dism	0	0	14
	Ref. Vacate	0	0	0
	Court Trial	0	0	1
	Other	0	10	19
	<u>MAG'S TOTAL</u>	0	10	<u>47</u>

JLJ				
	Bank	0	0	1
	Def	0	0	8
	Dism	0	3	14

CUYAHOGA COUNTY COURT OF COMMON PLEAS

OFFICE OF THE MAGISTRATES

Full Disposition Count by Magistrate

REPORTING PERIOD: FROM 07/01/2024 TO 07/31/2024

DATE: 08/13/2024

TIME: 10:04 AM

PAGE: 2

CMSR413

MagID	Dispose Type	Tax Cert.	Tax Treas.	Total
	Ref. Vacate	0	0	0
	Court Trial	0	0	7
	Other	0	14	16
	<u>MAG'S TOTAL</u>	0	17	<u>46</u>
<hr/>				
MK				
	Bank	0	0	0
	Def	0	0	6
	Dism	0	1	6
	Ref. Vacate	0	0	0
	Court Trial	0	0	5
	Other	0	13	17
	<u>MAG'S TOTAL</u>	0	14	<u>34</u>
<hr/>				
PL				
	Bank	0	0	1
	Def	0	17	26
	Dism	0	2	16
	Ref. Vacate	0	0	0
	Court Trial	0	0	3
	Other	0	4	9
	<u>MAG'S TOTAL</u>	0	23	<u>55</u>
<hr/>				
GL				
	Bank	0	1	2
	Def	0	0	11
	Dism	0	3	15
	Ref. Vacate	0	0	0
	Court Trial	0	0	3
	Other	0	13	16
	<u>MAG'S TOTAL</u>	0	17	<u>47</u>

CUYAHOGA COUNTY COURT OF COMMON PLEAS

DATE: 08/13/2024
 TIME: 10:04 AM

OFFICE OF THE MAGISTRATES
 MAGISTRATE'S MONTHLY REF/REIN CASES
 FROM 07/01/2024 TO 07/31/2024

CMSR418

MAGISTRATE	NEW REFERRALS				REINSTATED			
	Tax Treas.	Tax Cert.	Non-Tax	Total	Tax Treas.	Tax Cert.	Non-Tax	Total
<u>AUGUSTYN/KEVIN/C</u>	9	0	18	27	0	0	1	1
<u>BUCHA/STEPHEN/M</u>	4	0	15	19	1	0	1	2
<u>DAY/CHRISTOPHER/</u>	10	0	25	35	0	0	0	0
<u>DYKE/JOHN/T</u>	13	0	29	42	0	0	0	0
<u>GOZELANCZYK/BRIAN/S</u>	8	0	30	38	0	0	3	3
<u>HEGYES/DEAN/K</u>	14	0	25	39	4	0	0	4
<u>JACKSON/AMY/R</u>	11	0	35	46	0	0	5	5
<u>JACKSON/JIM/L</u>	6	0	32	38	0	0	0	0
<u>KLEIN/MONICA/</u>	9	0	21	30	0	0	0	0
<u>LUCAS/PAUL/</u>	20	0	32	52	0	0	0	0
<u>LUNSFORD/GINA/</u>	10	0	28	38	0	0	1	1
<u>TOTAL</u>	114	0	290	404	5	0	11	16
<u>COMBINED TOTAL</u>	420							

CUYAHOGA COUNTY COURT OF COMMON PLEAS

OFFICE OF THE MAGISTRATES

MAG MONTHLY HEARING TOTALS

Reporting Period: July 2024

DATE: 08/13/2024
TIME: 10:05 AM

PAGE: 1
CMSR3146

Monthly Hearing Total 440

AUGUSTYN
 Default Hearings 0
 Tax Hearings 0
 Pretrials 32

 TOTAL: 32

BUCHA
 Default Hearings 0
 Tax Hearings 0
 Pretrials 51

 TOTAL: 51

DAY
 Default Hearings 0
 Tax Hearings 0
 Pretrials 25

 TOTAL: 25

DYKE
 Default Hearings 11
 Tax Hearings 13
 Pretrials 12

 TOTAL: 36

GOZELANCZYK
 Default Hearings 0
 Tax Hearings 0
 Pretrials 46

 TOTAL: 46

HEGYES
 Default Hearings 0
 Tax Hearings 0
 Pretrials 26

 TOTAL: 26

JACKSON
 Default Hearings 7
 Tax Hearings 7
 Pretrials 21

 TOTAL: 35

JACKSON
 Default Hearings 15
 Tax Hearings 12
 Pretrials 24

 TOTAL: 51

KLEIN
 Default Hearings 0
 Tax Hearings 0
 Pretrials 44

 TOTAL: 44

LUCAS
 Default Hearings 0
 Tax Hearings 0
 Pretrials 43

 TOTAL: 43

CUYAHOGA COUNTY COURT OF COMMON PLEAS

OFFICE OF THE MAGISTRATES

MAG MONTHLY HEARING TOTALS

Reporting Period: July 2024

DATE: 08/13/2024
TIME: 10:05 AM

PAGE: 2
CMSR3146

TOTAL:	43
LUNSFORD	
Default Hearings	0
Tax Hearings	0
Pretrials	51
<hr/>	
TOTAL:	51

CUYAHOGA COUNTY COURT OF COMMON PLEAS

DATE: 08/13/2024
 TIME: 10:05 AM

Office of the Magistrates
 Magistrate's Monthly Case Load
 MONTH: JULY 2024

PAGE: 1
 CMSR3147

Magistrate Name	Non Tax Total	Tax Cert.	Tax Treas.	Total Tax	Total Cases
AUGUSTYN	66	1	42	43	109
BUCHA	70	0	57	57	127
DAY	100	0	88	88	188
DYKE	90	0	89	89	179
GOZELANCZYK	180	2	118	120	300
HEGYES	209	0	133	133	342
JACKSON	150	0	108	108	258
JACKSON	137	0	97	97	234
KLEIN	151	0	98	98	249
LUCAS	156	1	140	141	297
LUNSFORD	145	0	129	129	274
Non Tax Total:	1454	Cert. Tax Total: 4	Tax Treas. Total: 1099	Total Tax: 1103	Total Cases: 2557

CUYAHOGA COUNTY COURT OF COMMON PLEAS

DATE: 08/13/2024
 TIME: 10:13 AM

OFFICE OF THE MAGISTRATES
 MAGISTRATE'S NEW REFERRALS / ASSIGNMENTS
 FROM 07/01/2024 TO 07/31/2024

CMSR429
 PAGE: 1

MAGISTRATE	NEW REFERRALS				Total
	CSPO	Tax Cert.	Tax Treas.	Non Tax	
<u>AUGUSTYN/KEVIN/C</u>	9	0	9	18	27
<u>BUCHA/STEPHEN/M</u>	8	0	4	14	18
<u>DAY/CHRISTOPHER/</u>	0	0	10	25	35
<u>DYKE/JOHN/T</u>	9	0	13	29	42
<u>GOZELANCZYK/BRIAN/S</u>	11	0	8	30	38
<u>HEGYES/DEAN/K</u>	3	0	14	25	39
<u>JACKSON/AMY/R</u>	15	0	11	36	47
<u>JACKSON/JIM/L</u>	13	0	6	32	38
<u>KLEIN/MONICA/</u>	6	0	9	21	30
<u>LUCAS/PAUL/</u>	7	0	20	32	52
<u>LUNSFORD/GINA/</u>	9	0	10	28	38
<u>Total</u>	90	0	114	290	404

Report CMSR1062 - Judicial Foreclosure Statistics by Judge

Report CMSR1062 provides a list of judicial foreclosure case activity for each Judge. The report identifies how many cases were pending at the beginning of the period. The new cases filed and cases that were transferred in or reactivated are added to the number pending at the beginning of the period. It then shows the type and number of terminations for the period. The total terminations are subtracted from the total pending which provides the pending at the end of the period.

CUYAHOGA COUNTY COURT OF COMMON PLEAS

DATE: 08/13/2024
TIME: 10:01 AM

Foreclosure Statistics by Judge
Reporting Period: July 2024

PAGE: 1
CMSR1062

Judge							
AMBROSE, DICK							
Pending at Beg of Period			New Cases Filed		Cases Transferred In / Reactivated		Total
	1		0		0		1
Terminations							
	Bankruptcy	Default	RefVacated	Court Trial	Dismiss	Other	Total
	0	0	0	0	0	0	0
Total Pending at End of Period							1
BELL, RICHARD A							
Pending at Beg of Period			New Cases Filed		Cases Transferred In / Reactivated		Total
	66		8		0		74
Terminations							
	Bankruptcy	Default	RefVacated	Court Trial	Dismiss	Other	Total
	0	1	0	0	2	8	11
Total Pending at End of Period							63
CALABRESE, DEENA R							
Pending at Beg of Period			New Cases Filed		Cases Transferred In / Reactivated		Total
	80		8		2		90
Terminations							
	Bankruptcy	Default	RefVacated	Court Trial	Dismiss	Other	Total
	0	1	0	0	0	4	5
Total Pending at End of Period							85
CLANCY, MAUREEN							
Pending at Beg of Period			New Cases Filed		Cases Transferred In / Reactivated		Total
	76		11		1		88
Terminations							
	Bankruptcy	Default	RefVacated	Court Trial	Dismiss	Other	Total
	0	2	0	0	1	7	10
Total Pending at End of Period							78
CLARY, TIMOTHY W.							
Pending at Beg of Period			New Cases Filed		Cases Transferred In / Reactivated		Total
	65		7		2		74
Terminations							
	Bankruptcy	Default	RefVacated	Court Trial	Dismiss	Other	Total
	1	1	0	0	4	5	11
Total Pending at End of Period							63
COLLIER-WILLIAMS, CASSANDRA							
Pending at Beg of Period			New Cases Filed		Cases Transferred In / Reactivated		Total
	62		7		0		69
Terminations							
	Bankruptcy	Default	RefVacated	Court Trial	Dismiss	Other	Total
	0	1	0	0	4	5	10
Total Pending at End of Period							59
CORRIGAN, PETER J							
Pending at Beg of Period			New Cases Filed		Cases Transferred In / Reactivated		Total
	52		4		0		56
Terminations							
	Bankruptcy	Default	RefVacated	Court Trial	Dismiss	Other	Total
	0	2	0	0	9	3	14
Total Pending at End of Period							42
FUERST, NANCY A							

CUYAHOGA COUNTY COURT OF COMMON PLEAS

DATE: 08/13/2024
TIME: 10:01 AM

Foreclosure Statistics by Judge
Reporting Period: July 2024

PAGE: 2
CMSR1062

Judge							
	Pending at Beg of Period		New Cases Filed		Cases Transferred In / Reactivated		Total
	67		9		0		76
Terminations							
	Bankruptcy	Default	RefVacated	Court Trial	Dismiss	Other	Total
	0	2	0	0	4	5	11
	Total Pending at End of Period						65
GALL, STEVEN E							
	Pending at Beg of Period		New Cases Filed		Cases Transferred In / Reactivated		Total
	60		6		0		66
Terminations							
	Bankruptcy	Default	RefVacated	Court Trial	Dismiss	Other	Total
	0	2	0	0	4	6	12
	Total Pending at End of Period						54
GALLAGHER, HOLLIE L							
	Pending at Beg of Period		New Cases Filed		Cases Transferred In / Reactivated		Total
	62		10		0		72
Terminations							
	Bankruptcy	Default	RefVacated	Court Trial	Dismiss	Other	Total
	0	2	0	0	3	8	13
	Total Pending at End of Period						59
GALLAGHER, KELLY ANN							
	Pending at Beg of Period		New Cases Filed		Cases Transferred In / Reactivated		Total
	85		11		1		97
Terminations							
	Bankruptcy	Default	RefVacated	Court Trial	Dismiss	Other	Total
	3	3	0	0	1	5	12
	Total Pending at End of Period						85
GALLAGHER, SHANNON M							
	Pending at Beg of Period		New Cases Filed		Cases Transferred In / Reactivated		Total
	70		4		1		75
Terminations							
	Bankruptcy	Default	RefVacated	Court Trial	Dismiss	Other	Total
	1	0	0	0	8	9	18
	Total Pending at End of Period						57
GAUL, DANIEL							
	Pending at Beg of Period		New Cases Filed		Cases Transferred In / Reactivated		Total
	67		9		1		77
Terminations							
	Bankruptcy	Default	RefVacated	Court Trial	Dismiss	Other	Total
	1	3	0	0	1	7	12
	Total Pending at End of Period						65
HAGAN, EMILY							
	Pending at Beg of Period		New Cases Filed		Cases Transferred In / Reactivated		Total
	85		9		0		94
Terminations							
	Bankruptcy	Default	RefVacated	Court Trial	Dismiss	Other	Total
	0	4	0	0	2	8	14
	Total Pending at End of Period						80
KELLEY, KEVIN J							

CUYAHOGA COUNTY COURT OF COMMON PLEAS

DATE: 08/13/2024
TIME: 10:01 AM

Foreclosure Statistics by Judge
Reporting Period: July 2024

PAGE: 3
CMSR1062

Judge							
	Pending at Beg of Period		New Cases Filed		Cases Transferred In / Reactivated		Total
	80		6		6		92
Terminations	Bankruptcy	Default	RefVacated	Court Trial	Dismiss	Other	Total
	0	6	0	0	2	5	13
	Total Pending at End of Period						79
KILBANE, ASHLEY							
	Pending at Beg of Period		New Cases Filed		Cases Transferred In / Reactivated		Total
	84		9		0		93
Terminations	Bankruptcy	Default	RefVacated	Court Trial	Dismiss	Other	Total
	1	2	0	0	5	11	19
	Total Pending at End of Period						74
MATIA, DAVID T							
	Pending at Beg of Period		New Cases Filed		Cases Transferred In / Reactivated		Total
	95		10		3		108
Terminations	Bankruptcy	Default	RefVacated	Court Trial	Dismiss	Other	Total
	0	0	0	0	1	2	3
	Total Pending at End of Period						105
MCCORMICK, TIMOTHY							
	Pending at Beg of Period		New Cases Filed		Cases Transferred In / Reactivated		Total
	64		11		1		76
Terminations	Bankruptcy	Default	RefVacated	Court Trial	Dismiss	Other	Total
	0	3	0	0	3	12	18
	Total Pending at End of Period						58
MCDONNELL, NANCY R							
	Pending at Beg of Period		New Cases Filed		Cases Transferred In / Reactivated		Total
	4		0		0		4
Terminations	Bankruptcy	Default	RefVacated	Court Trial	Dismiss	Other	Total
	0	0	0	0	0	0	0
	Total Pending at End of Period						4
MCGINTY, WILLIAM T							
	Pending at Beg of Period		New Cases Filed		Cases Transferred In / Reactivated		Total
	104		10		0		114
Terminations	Bankruptcy	Default	RefVacated	Court Trial	Dismiss	Other	Total
	2	5	0	0	8	6	21
	Total Pending at End of Period						93
MIDAY, SHERRIE							
	Pending at Beg of Period		New Cases Filed		Cases Transferred In / Reactivated		Total
	81		5		0		86
Terminations	Bankruptcy	Default	RefVacated	Court Trial	Dismiss	Other	Total
	0	2	0	0	2	1	5
	Total Pending at End of Period						81
MOONEY, BRIAN							

CUYAHOGA COUNTY COURT OF COMMON PLEAS

DATE: 08/13/2024
TIME: 10:01 AM

Foreclosure Statistics by Judge
Reporting Period: July 2024

PAGE: 4
CMSR1062

Judge							
	Pending at Beg of Period		New Cases Filed		Cases Transferred In / Reactivated		Total
	91		6		0		97
Terminations							
	Bankruptcy	Default	RefVacated	Court Trial	Dismiss	Other	Total
	1	9	0	0	1	3	14
	Total Pending at End of Period						83
O'DONNELL, JENNIFER							
	Pending at Beg of Period		New Cases Filed		Cases Transferred In / Reactivated		Total
	80		12		1		93
Terminations							
	Bankruptcy	Default	RefVacated	Court Trial	Dismiss	Other	Total
	0	3	0	0	1	9	13
	Total Pending at End of Period						80
O'DONNELL, JOHN P							
	Pending at Beg of Period		New Cases Filed		Cases Transferred In / Reactivated		Total
	55		7		1		63
Terminations							
	Bankruptcy	Default	RefVacated	Court Trial	Dismiss	Other	Total
	1	2	0	0	7	6	16
	Total Pending at End of Period						47
RUSSO, JOHN J							
	Pending at Beg of Period		New Cases Filed		Cases Transferred In / Reactivated		Total
	57		6		1		64
Terminations							
	Bankruptcy	Default	RefVacated	Court Trial	Dismiss	Other	Total
	0	3	0	0	4	2	9
	Total Pending at End of Period						55
RUSSO, NANCY MARGARET							
	Pending at Beg of Period		New Cases Filed		Cases Transferred In / Reactivated		Total
	60		11		1		72
Terminations							
	Bankruptcy	Default	RefVacated	Court Trial	Dismiss	Other	Total
	1	3	0	0	3	10	17
	Total Pending at End of Period						55
SAFFOLD, JEFFREY P							
	Pending at Beg of Period		New Cases Filed		Cases Transferred In / Reactivated		Total
	66		14		1		81
Terminations							
	Bankruptcy	Default	RefVacated	Court Trial	Dismiss	Other	Total
	1	4	0	0	2	11	18
	Total Pending at End of Period						63
SAFFOLD, SHIRLEY STRICKLAND							
	Pending at Beg of Period		New Cases Filed		Cases Transferred In / Reactivated		Total
	85		10		0		95
Terminations							
	Bankruptcy	Default	RefVacated	Court Trial	Dismiss	Other	Total
	0	0	0	0	0	0	0
	Total Pending at End of Period						95
SANTOLI, ANDREW J.							

CUYAHOGA COUNTY COURT OF COMMON PLEAS

DATE: 08/13/2024
TIME: 10:01 AM

Foreclosure Statistics by Judge
Reporting Period: July 2024

PAGE: 5
CMSR1062

Judge							
	Pending at Beg of Period		New Cases Filed		Cases Transferred In / Reactivated		Total
	93		3		1		97
Terminations							
	Bankruptcy	Default	RefVacated	Court Trial	Dismiss	Other	Total
	0	12	0	0	4	2	18
	Total Pending at End of Period						79
SHAUGHNESSY, MICHAEL P							
	Pending at Beg of Period		New Cases Filed		Cases Transferred In / Reactivated		Total
	51		6		0		57
Terminations							
	Bankruptcy	Default	RefVacated	Court Trial	Dismiss	Other	Total
	1	4	0	0	2	4	11
	Total Pending at End of Period						46
SHEEHAN, BRENDAN J							
	Pending at Beg of Period		New Cases Filed		Cases Transferred In / Reactivated		Total
	34		3		1		38
Terminations							
	Bankruptcy	Default	RefVacated	Court Trial	Dismiss	Other	Total
	0	0	0	0	1	3	4
	Total Pending at End of Period						34
SUTULA, JOHN D							
	Pending at Beg of Period		New Cases Filed		Cases Transferred In / Reactivated		Total
	94		9		2		105
Terminations							
	Bankruptcy	Default	RefVacated	Court Trial	Dismiss	Other	Total
	1	2	0	0	5	5	13
	Total Pending at End of Period						92
SUTULA, KATHLEEN ANN							
	Pending at Beg of Period		New Cases Filed		Cases Transferred In / Reactivated		Total
	66		13		2		81
Terminations							
	Bankruptcy	Default	RefVacated	Court Trial	Dismiss	Other	Total
	0	1	0	0	12	3	16
	Total Pending at End of Period						65
SYNENBERG, JOAN							
	Pending at Beg of Period		New Cases Filed		Cases Transferred In / Reactivated		Total
	81		11		1		93
Terminations							
	Bankruptcy	Default	RefVacated	Court Trial	Dismiss	Other	Total
	0	4	0	0	3	5	12
	Total Pending at End of Period						81
TURNER, DEBORAH M							
	Pending at Beg of Period		New Cases Filed		Cases Transferred In / Reactivated		Total
	70		10		2		82
Terminations							
	Bankruptcy	Default	RefVacated	Court Trial	Dismiss	Other	Total
	1	3	0	0	2	3	9
	Total Pending at End of Period						73
VODREY, WILLIAM F. B.							

CUYAHOGA COUNTY COURT OF COMMON PLEAS

DATE: 08/13/2024
 TIME: 10:01 AM

Foreclosure Statistics by Judge
 Reporting Period: July 2024

PAGE: 6
 CMSR1062

Judge

	Pending at Beg of Period	New Cases Filed			Cases Transferred In / Reactivated			Total
	98						107	
Terminations		Default	RefVacated	Court Trial	Dismiss	Other	Total	
	Bankruptcy 0	4	0	0	4	5	13	
					Total Pending at End of Period			94

Monthly Summary

MONTHLY SUMMARY

July 2024

NAME	PEND	ASSIGNED			TRIALS						DISP	PENDING				+
		CV	CR	TOT	JURY			COURT				CV	FR	CR	TOT	
					CV	CR	TOT	CV	CR	TOT		CV	FR	CR	TOT	-
Richard A. Bell	327	48	38	86	0	0	0	0	0	0	94	180	63	76	319	+ 8
Deena R. Calabrese	380	52	39	91	0	0	0	0	0	0	76	191	85	119	395	- 15
Maureen Clancy	372	47	33	80	0	1	1	0	0	0	86	186	77	103	366	+ 6
Timothy W. Clary	452	49	33	82	0	0	0	0	0	0	108	229	62	135	426	+ 26
Cassandra Collier-Willia	468	46	25	71	0	0	0	0	0	0	106	246	59	128	433	+ 35
Peter J. Corrigan	519	42	30	72	0	0	0	0	0	0	93	279	42	177	498	+ 21
Nancy A. Fuerst	369	46	37	83	0	0	0	0	0	0	72	225	64	91	380	- 11
Steven E. Gall	485	48	36	84	0	0	0	0	0	0	114	244	53	158	455	+ 30
Hollie L. Gallagher	377	47	33	80	0	0	0	0	1	1	79	200	57	121	378	- 1
Kelly A. Gallagher	467	48	19	67	0	0	0	0	0	0	49	306	82	97	485	- 18
Shannon M. Gallagher	387	48	30	78	0	0	0	0	0	0	106	212	57	90	359	+ 28
Daniel Gaul	523	51	44	95	0	0	0	0	0	0	88	281	65	184	530	- 7
Emily Hagan	418	50	37	87	0	0	0	0	0	0	88	220	80	117	417	+ 1
Kevin J. Kelley	474	56	44	100	1	0	1	0	0	0	91	233	78	172	483	- 9
Ashley Kilbane	452	49	35	84	0	0	0	0	0	0	94	240	72	130	442	+ 10
David T. Matia	467	53	23	76	0	0	0	0	0	0	92	244	105	102	451	+ 16
Timothy McCormick	425	46	38	84	0	0	0	0	0	0	83	283	58	85	426	- 1
William T. McGinty	452	50	33	83	0	0	0	0	1	1	94	240	91	110	441	+ 11
Sherrie Miday	450	48	25	73	0	0	0	0	0	0	71	238	80	134	452	- 2
Brian Mooney	481	48	38	86	0	1	1	1	0	1	97	228	83	159	470	+ 11
Jennifer O'Donnell	486	53	33	86	0	0	0	0	1	1	79	255	80	158	493	- 7
John P. O'Donnell	394	48	33	81	0	0	0	0	0	0	94	216	47	118	381	+ 13
John J. Russo	364	47	41	88	0	0	0	0	0	0	76	218	54	104	376	- 12
Nancy Margaret Russo	255	51	26	77	0	1	1	1	0	1	91	130	54	57	241	+ 14
Jeffrey P. Saffold	433	54	36	90	0	0	0	0	0	0	121	254	61	87	402	+ 31
Shirley Strickland Saffold	434	47	33	80	0	0	0	0	0	0	29	258	95	132	485	- 51
Andrew J. Santoli	444	47	39	86	0	1	1	0	1	1	104	248	77	101	426	+ 18
Michael P. Shaughnessy	384	45	33	78	0	0	0	0	0	0	108	214	46	94	354	+ 30
Brendan J. Sheehan	180	24	15	39	1	1	2	0	0	0	43	113	34	29	176	+ 4
John D. Sutula	585	51	40	91	0	0	0	0	0	0	77	237	92	270	599	- 14
Kathleen Ann Sutula	544	49	36	85	0	1	1	0	0	0	100	257	62	210	529	+ 15
Joan Synenberg	401	52	34	86	0	1	1	0	1	1	64	237	81	105	423	- 22
Deborah M. Turner	463	52	28	80	0	0	0	0	1	1	78	258	73	134	465	- 2
William F.B. Vodrey	516	49	40	89	0	2	2	0	0	0	89	237	93	186	516	0
TOTALS	14628	1641	1137	2778	2	9	11	2	6	8	2934	7837	2362	4273	14472	+ 156

Year to Date Summary

SUMMARY FOR THE COURT

January - July 2024

NAME	PEND	ASSIGNED			TRIALS						DISP	PENDING				+
		CV	CR	TOT	JURY			COURT				CV	FR	CR	TOT	
		CV	CR	TOT	CV	CR	TOT	CV	CR	TOT		CV	FR	CR	TOT	-
Richard A. Bell	319	355	207	562	0	7	7	1	0	1	562	180	63	76	319	0
Deena R. Calabrese	405	356	248	604	0	1	1	1	0	1	614	191	85	119	395	+ 10
Maureen Clancy	384	345	220	565	0	9	9	2	0	2	583	186	77	103	366	+ 18
Timothy W. Clary	441	349	230	579	1	3	4	3	1	4	594	229	62	135	426	+ 15
Cassandra Collier-Willia	504	343	240	583	1	2	3	0	5	5	654	246	59	128	433	+ 71
Peter J. Corrigan	519	313	227	540	0	3	3	0	0	0	561	279	42	177	498	+ 21
Nancy A. Fuerst	371	337	214	551	0	4	4	1	0	1	542	225	64	91	380	- 9
Steven E. Gall	466	347	266	613	1	6	7	0	0	0	624	244	53	158	455	+ 11
Hollie L. Gallagher	366	354	221	575	1	5	6	6	1	7	563	200	57	121	378	- 12
Kelly A. Gallagher	460	347	203	550	2	3	5	0	0	0	525	306	82	97	485	- 25
Shannon M. Gallagher	374	356	215	571	0	0	0	2	1	3	586	212	57	90	359	+ 15
Daniel Gaul	509	352	266	618	0	3	3	0	1	1	597	281	65	184	530	- 21
Emily Hagan	420	351	233	584	1	1	2	1	3	4	587	220	80	117	417	+ 3
Kevin J. Kelley	501	350	229	579	2	6	8	0	4	4	597	233	78	172	483	+ 18
Ashley Kilbane	443	346	205	551	0	3	3	0	0	0	552	240	72	130	442	+ 1
David T. Matia	415	349	186	535	0	1	1	0	0	0	499	244	105	102	451	- 36
Timothy McCormick	415	340	237	577	2	2	4	0	3	3	566	283	58	85	426	- 11
William T. McGinty	455	350	233	583	0	2	2	1	6	7	597	240	91	110	441	+ 14
Sherrie Miday	421	351	221	572	0	1	1	0	2	2	541	238	80	134	452	- 31
Brian Mooney	466	340	216	556	1	2	3	1	2	3	552	228	83	159	470	- 4
Jennifer O'Donnell	475	358	221	579	1	2	3	0	3	3	561	255	80	158	493	- 18
John P. O'Donnell	419	342	222	564	3	4	7	1	1	2	602	216	47	118	381	+ 38
John J. Russo	387	325	243	568	0	4	4	0	2	2	579	218	54	104	376	+ 11
Nancy Margaret Russo	246	361	197	558	1	4	5	1	2	3	563	130	54	57	241	+ 5
Jeffrey P. Saffold	500	345	213	558	2	2	4	0	3	3	656	254	61	87	402	+ 98
Shirley Strickland Saffold	375	345	221	566	0	3	3	0	0	0	456	258	95	132	485	- 110
Andrew J. Santoli	431	347	235	582	1	2	3	0	3	3	587	248	77	101	426	+ 5
Michael P. Shaughnessy	364	341	212	553	0	2	2	0	0	0	563	214	46	94	354	+ 10
Brendan J. Sheehan	180	178	79	257	2	1	3	2	0	2	261	113	34	29	176	+ 4
John D. Sutula	572	349	277	626	1	7	8	0	2	2	599	237	92	270	599	- 27
Kathleen Ann Sutula	546	346	242	588	0	3	3	0	1	1	605	257	62	210	529	+ 17
Joan Synenberg	423	345	233	578	0	2	2	0	2	2	578	237	81	105	423	0
Deborah M. Turner	493	355	227	582	1	2	3	0	4	4	610	258	73	134	465	+ 28
William F.B. Vodrey	495	344	254	598	2	7	9	0	2	2	577	237	93	186	516	- 21
TOTALS	14560	11612	7593	19205	26	109	135	23	54	77	19293	7837	2362	4273	14472	+ 88

Corrections/Adjustments