



CUYAHOGA COUNTY COMMON PLEAS COURT

***Statistics Report
June 2024***

***Brendan J. Sheehan
Administrative and Presiding Judge***

TABLE OF CONTENTS

Criminal Statistics

Newly Filed, Re-Activated and Transferred in Cases _____	4
Yearly Criminal Terminations _____	5
Pending Criminal Cases End of Period _____	6
Clearance Rate _____	7
Arrest to Disposition Timeline _____	8
Average Arrest to Disposition Timeline (Jail Cases) _____	9
Average Arrest to Disposition Timeline (Non-Jail Cases) _____	10
Average Arrest to Disposition Timeline (Jail and Non-Jail Cases) _____	11
Yearly Average Arrest to Disposition Timeline _____	12
Indictments and Informations Filed With the Clerk of Courts _____	13
Bail Case Arraignment Activity _____	14
Overall Arraignment Statistics _____	15

Foreclosure Statistics

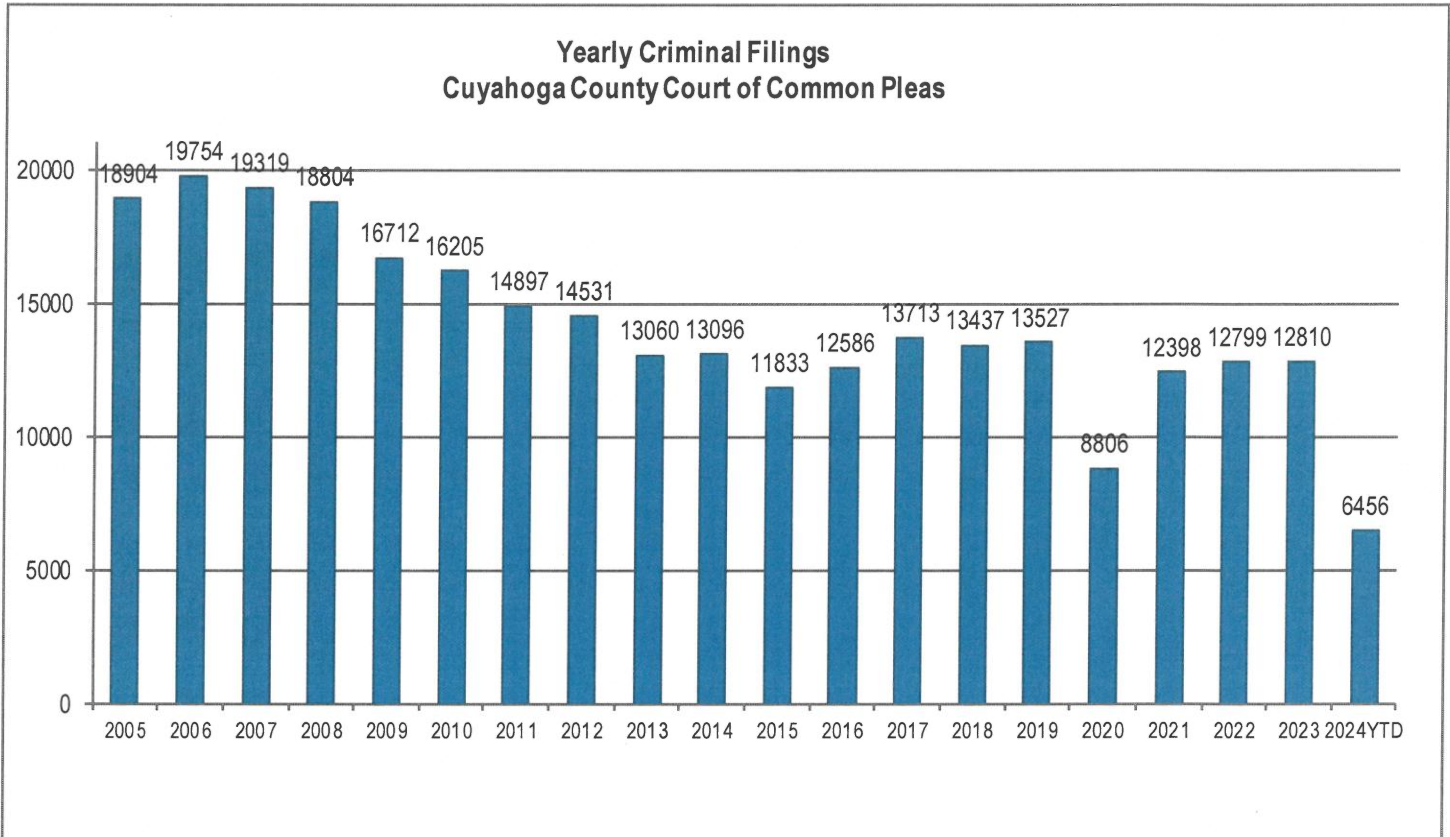
Total Pending Judicial Foreclosure Cases Referred to Magistrates _____	17
Total Pending Tax Lien & Certificate Cases Referred to Magistrates _____	18
Percentage of Pending Judicial Foreclosure Cases By Filing Year _____	19
Judicial Foreclosure Clearance Rate Year 2024 _____	20
Avg. Number of Days to Disp. (Excl. Bank. Stays & Tax Lien & Tax Cert.) _____	21
Avg. Number of Days to Disp. (Excl. Bank. Stays & Incl. Tax Lien & Tax Cert.) _____	22
Total New Judicial Foreclosure Filings _____	23
New Marsh of Lien/Quiet Title/Partition Case Filings for Years 2011 – 2024 YTD _____	23
New Marsh of Lien/Quiet Title/Partition Case Filings by month for 2024 YTD _____	24
New Tax Lien & Certificate Filings for Years 2011 – 2024 YTD _____	25
New Tax Lien & Certificate Filings by Month for Year 2024 YTD _____	25
Total New Judicial Foreclosure Filings Years 2011 – 2024 YTD _____	26
Total New Judicial Foreclosure Filings by Month for Year 2024 YTD _____	26
Magistrate’s Monthly Reports _____	27
Report CMSR1062 - Judicial Foreclosure Statistics by Judge _____	35
Monthly Summary _____	41
Year to Date Summary _____	43
Corrections/Adjustments _____	45

Criminal Case Statistics

CUYAHOGA COUNTY COMMON PLEAS COURT

Newly Filed, Re-Activated and Transferred in Cases

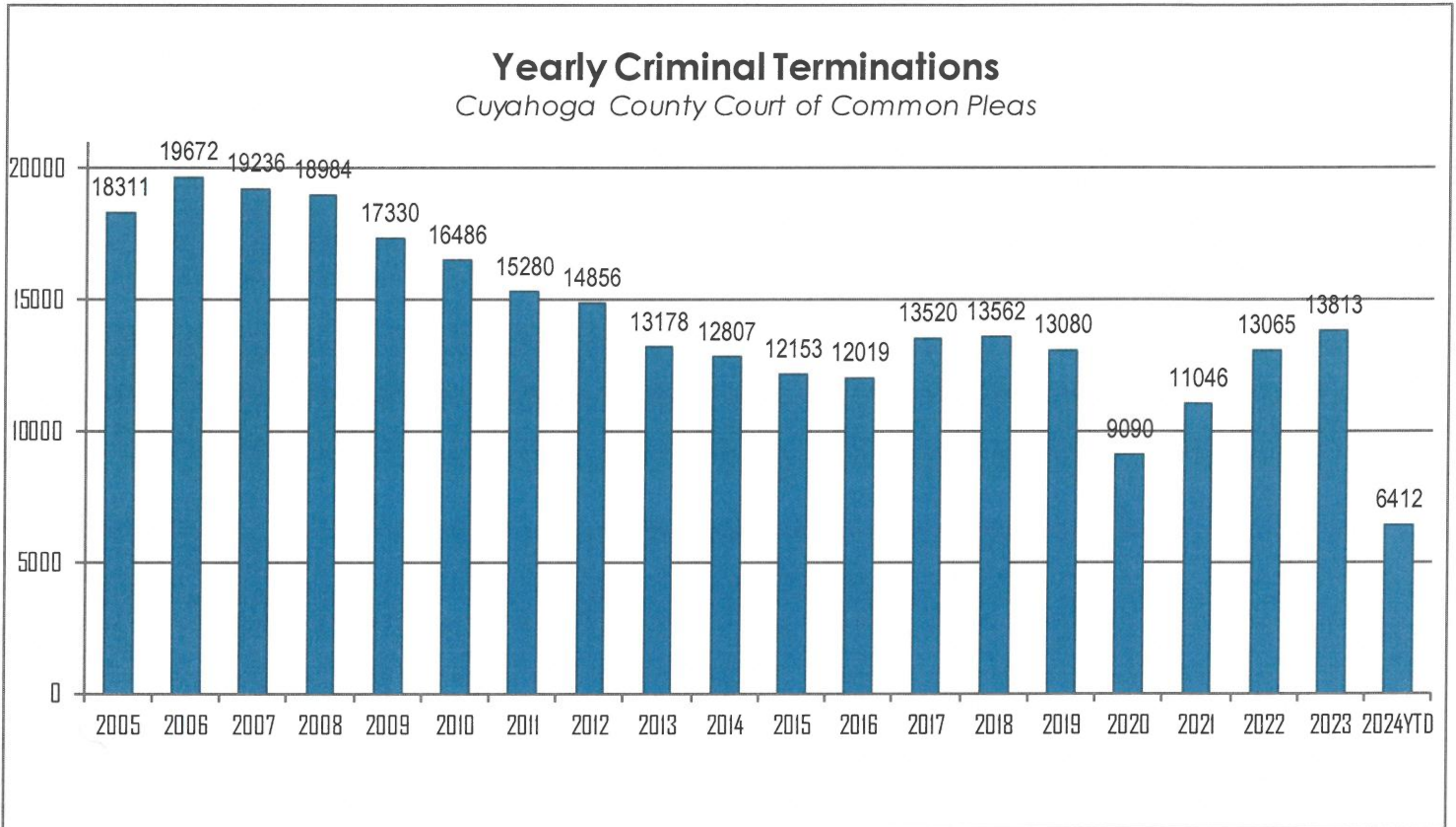
The following chart is a representation of all filed cases in Cuyahoga County Court of Common Pleas from 2005 – June 2024. Newly filed cases are defined as having been arraigned and assigned to a Judge. Re-activated cases are defined as cases where a defendant was unavailable for trial and has now become ready to proceed. Transferred cases are defined as cases moved from one judge's docket to another. This could be due to re-assignment to a Mental Health Judge or after additional information indicates that by Court rule, the case should have been assigned to another Judge.



CUYAHOGA COUNTY COMMON PLEAS COURT

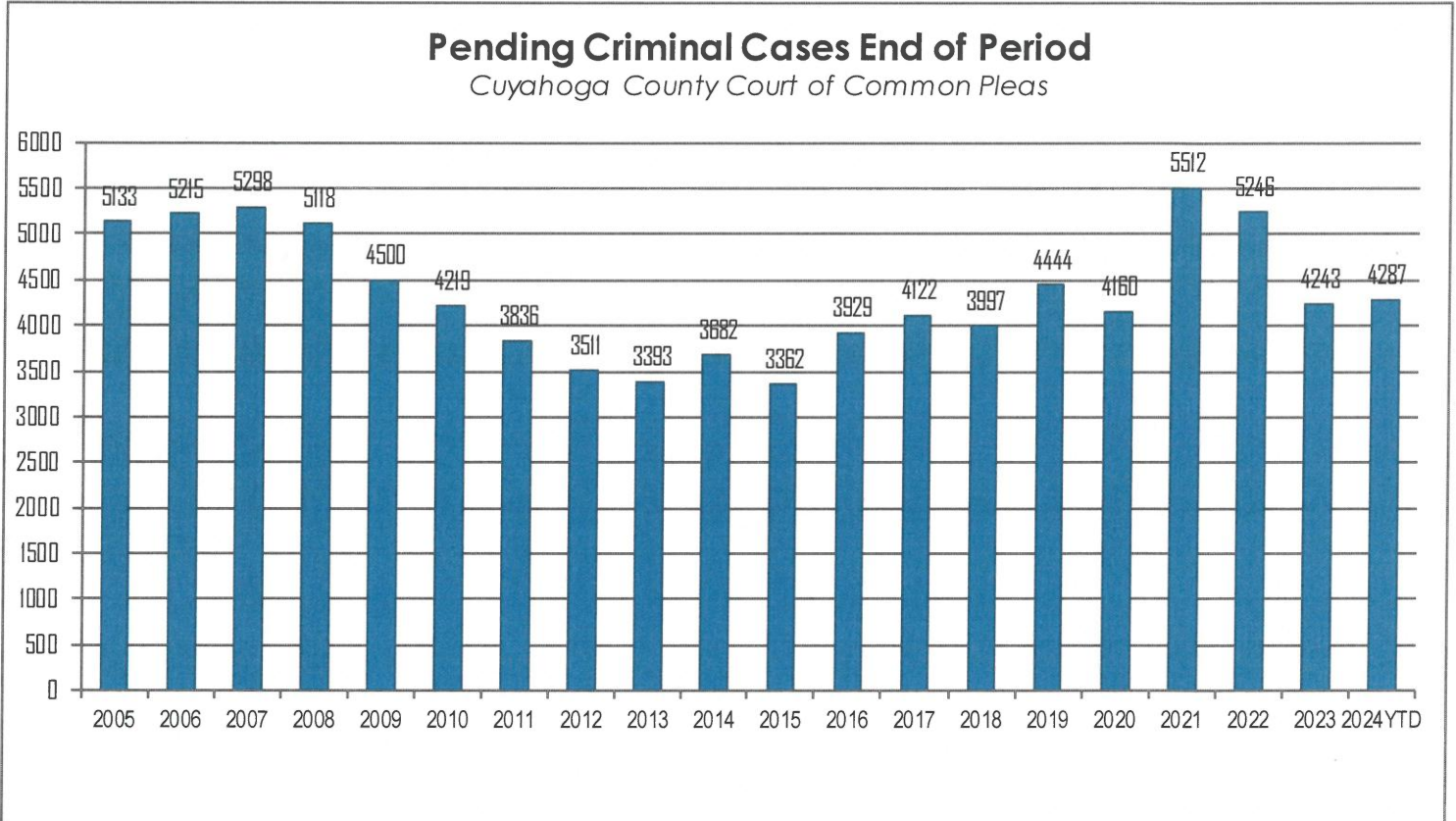
Yearly Criminal Terminations

The following chart represents cases that have been terminated by the court from 2005 – June 2024. These cases have been terminated either by trial; plea, dismissal or a defendant is unavailable for trial or sentencing.



Pending Criminal Cases End of Period

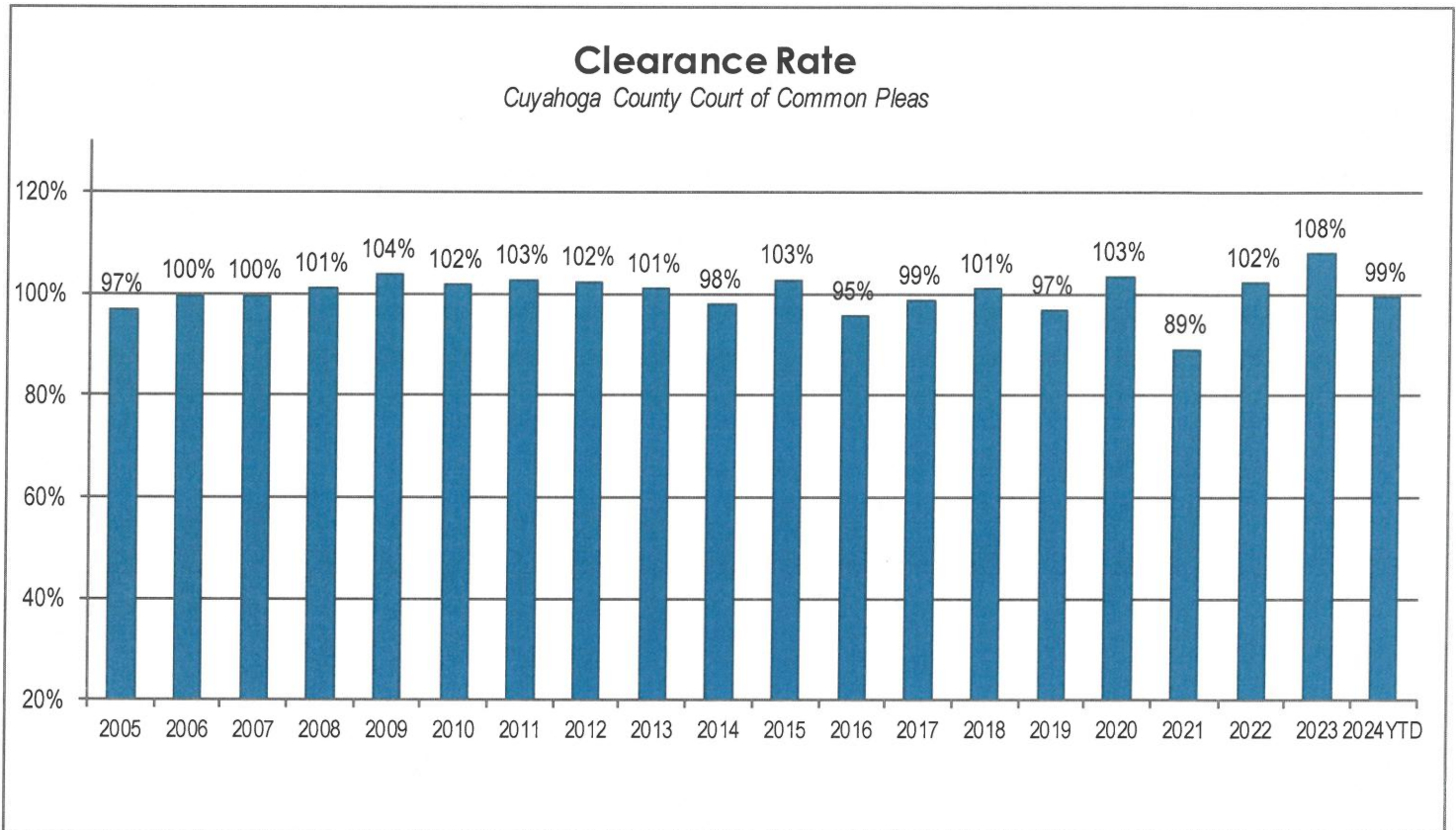
The following chart represents the total number of cases pending at the end of the reporting period from 2005 – June 2024. Pending criminal cases at the end of the period is determined by adding the total number of pending cases at the beginning of the reporting period, and all newly filed, re-activated and transferred in cases. The total number of cases terminated in the period is subtracted from the sum total pending at the beginning of the period to give the value pending at the end of the period.



CUYAHOGA COUNTY COMMON PLEAS COURT

Clearance Rate

The Clearance Rate is the total number of outgoing cases as a percentage of the number of incoming cases. Clearance rate measures whether the court is keeping up with its incoming caseload. If cases are not disposed in a timely manner, a backlog of cases awaiting disposition will grow. A Clearance Rate of 100% indicates that at least as many cases have been filed, reopened, or reactivated in a period have been disposed.



Arrest to Disposition Timeline

Arrest to disposition timeline is a method to measure how felony cases flow through the Cuyahoga County Criminal Justice System. By capturing how long a case takes to move from stage to stage, we can examine where problems may exist and where potential improvements in case processing can be made.

The source data was extracted from the Cuyahoga County Court of Common Pleas Case Management System. The overall population of sample data was based on cases terminated in a given month excluding cases that have gone through diversion programs. A case is defined as a defendant and all charges involved in a single incident. The period for the extracted data is from June 2024.

The stages examined were:

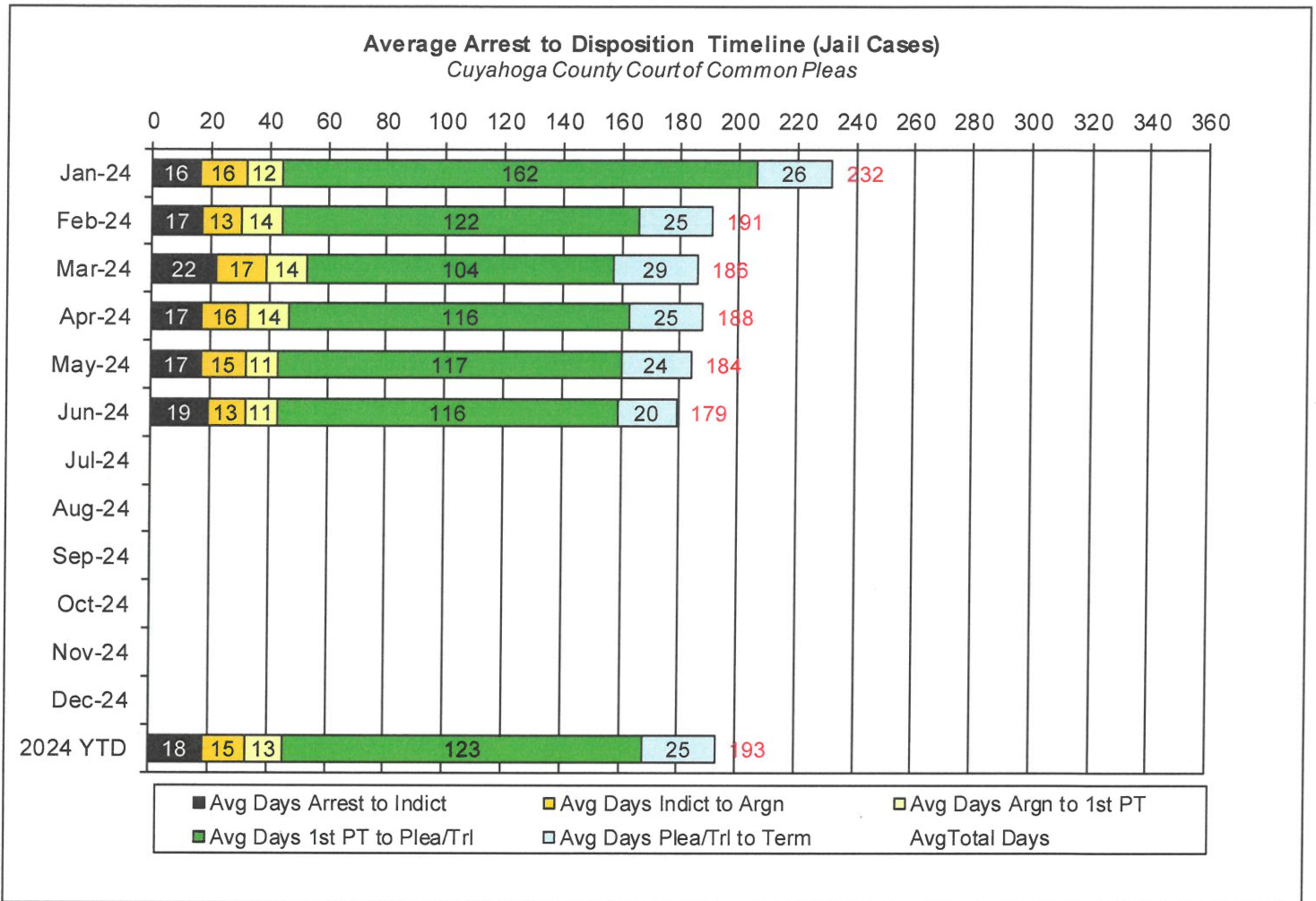
Arrest to Indictment
Indictment to Arraignment
Arraignment to 1st Pre-Trial
1st Pre-Trial to Plea/Trial
Plea/Trial to Termination

Due to the fact that each case may or may not have all of the stage date elements, a method to arrive at stage averages was applied. For a case to be included in the average for a stage there would need to be both dates for the given stage. A case would be included in the Arrest to Indictment stage if both arrest date and indictment date were available. This method was applied to each of the five stages. Next we calculated the total number of cases that met the date criteria for each of the ranges and also the total number of days between each date. To arrive at an average, the total number of days for each case in each range was calculated and divided by the total number of cases that met the date criteria. If a case had a time period or periods where the defendant was capiased or referred to the Psych Clinic, that amount of time was subtracted from the appropriate range. For re-indicted cases, the original arrest date is used.

The following three charts are for Jail, Non-Jail and combined Jail and Non-Jail cases. Jail and Non-Jail cases are defined by the posting of bond prior to plea or trial.

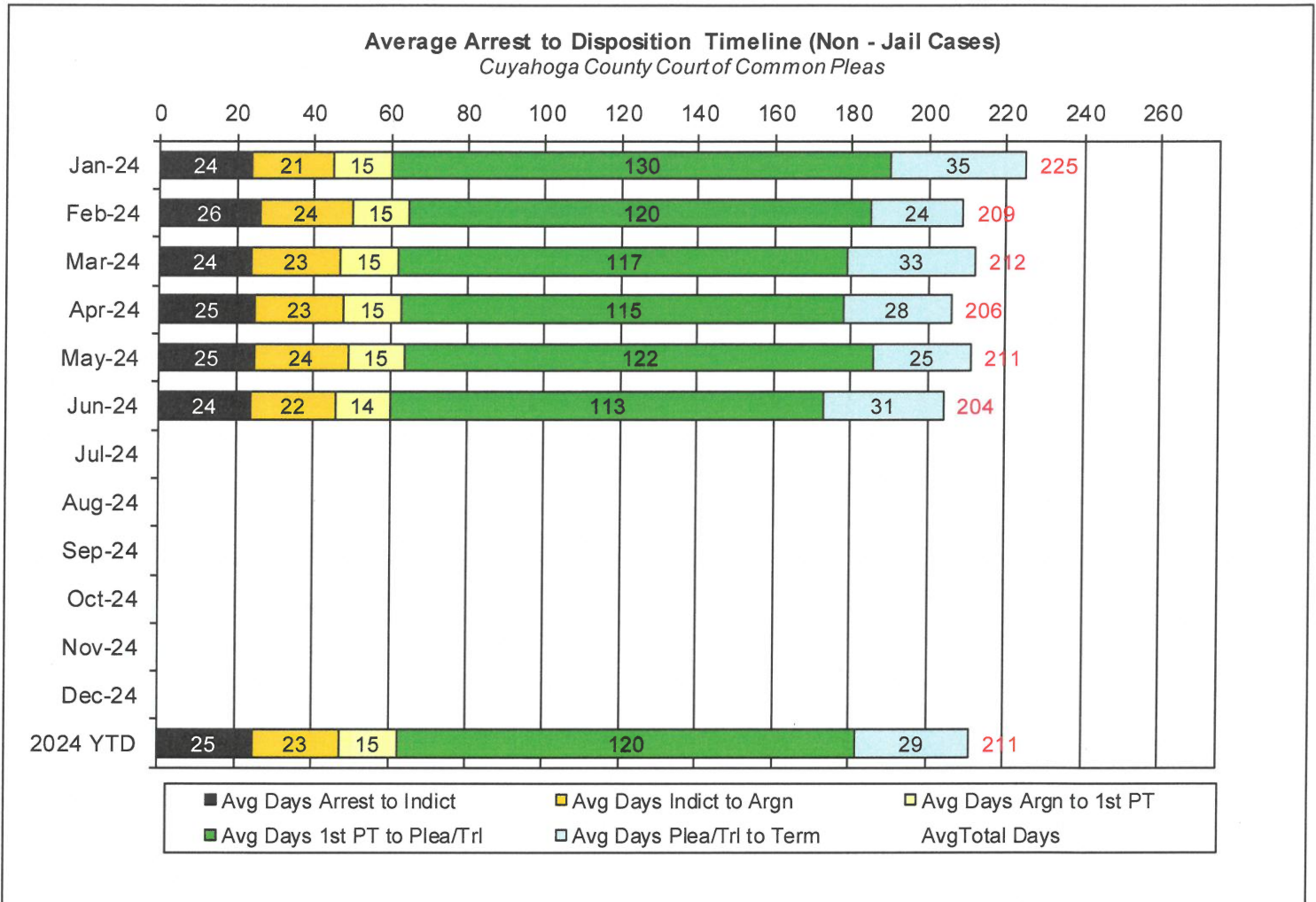
CUYAHOGA COUNTY COMMON PLEAS COURT

Average Arrest to Disposition Timeline (Jail Cases)



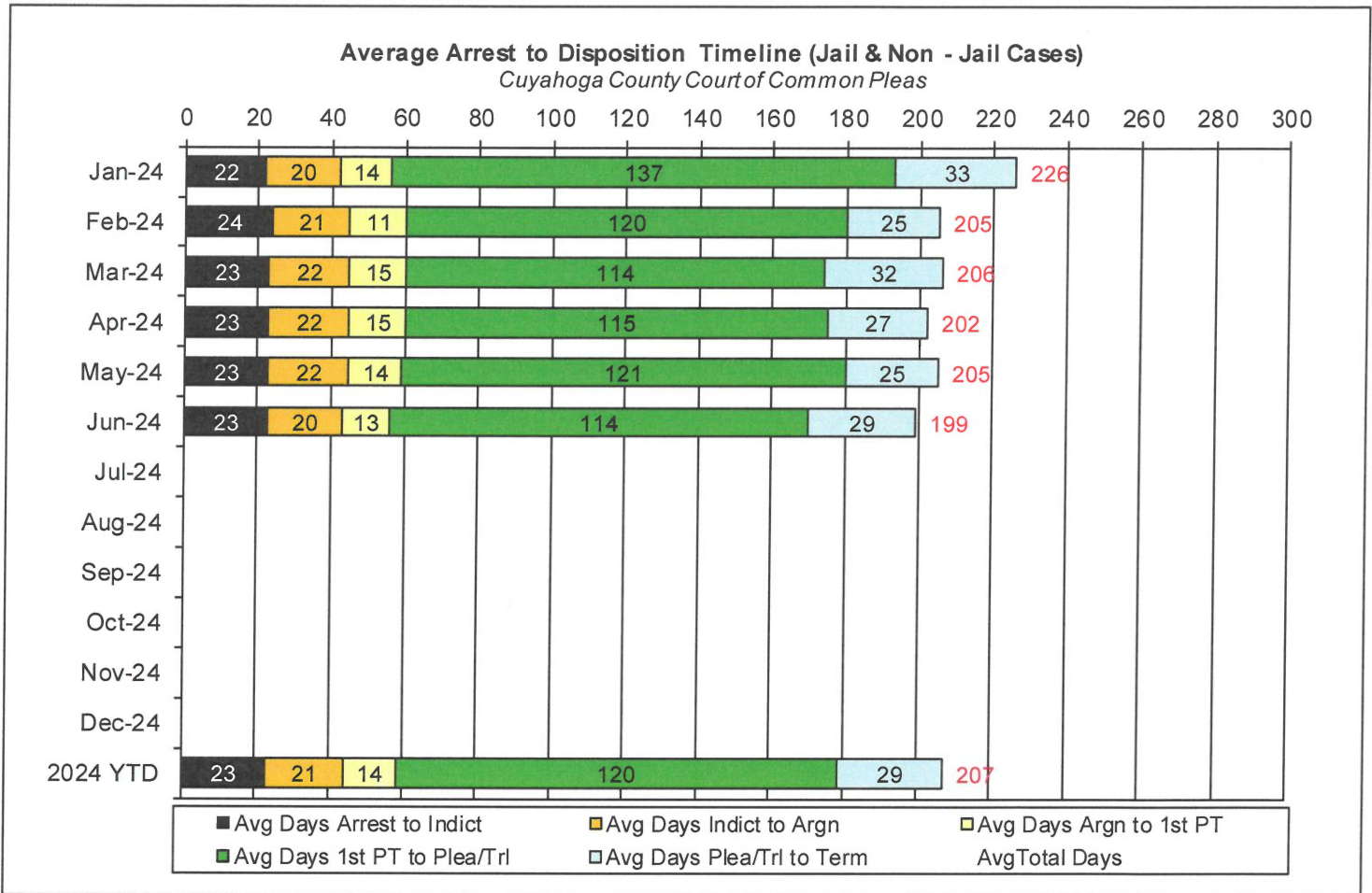
CUYAHOGA COUNTY COMMON PLEAS COURT

Average Arrest to Disposition Timeline (Non-Jail Cases)



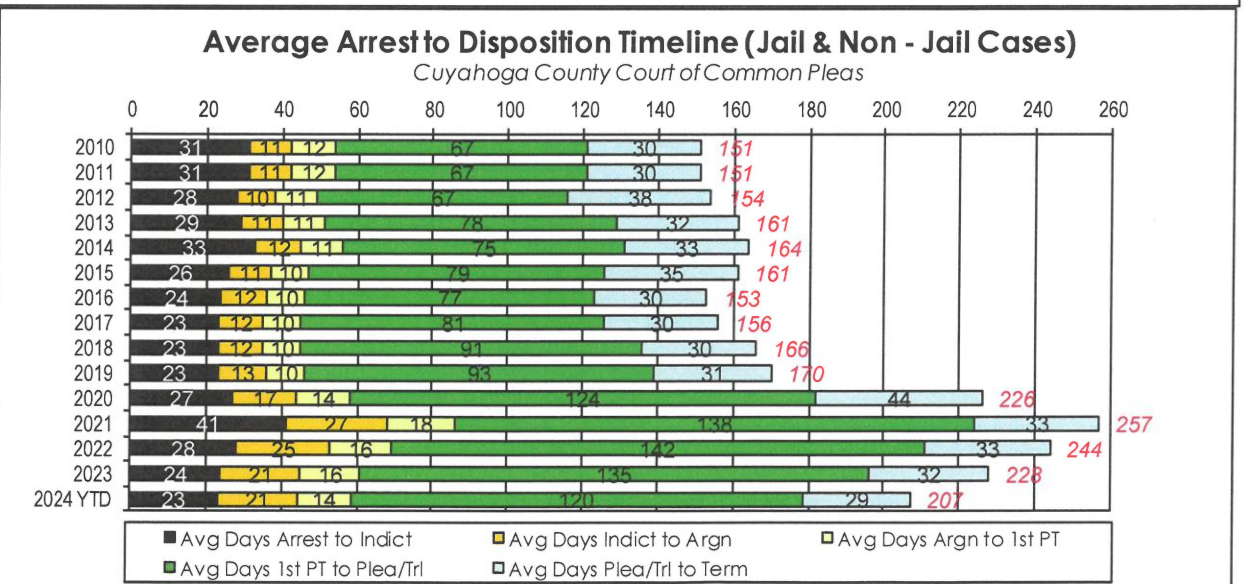
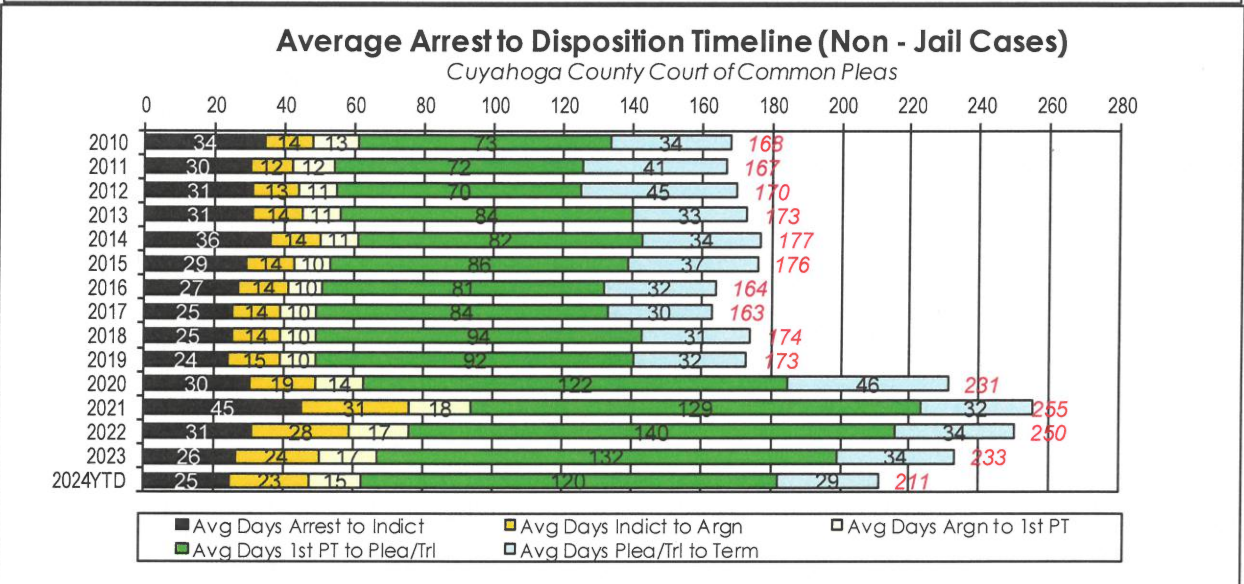
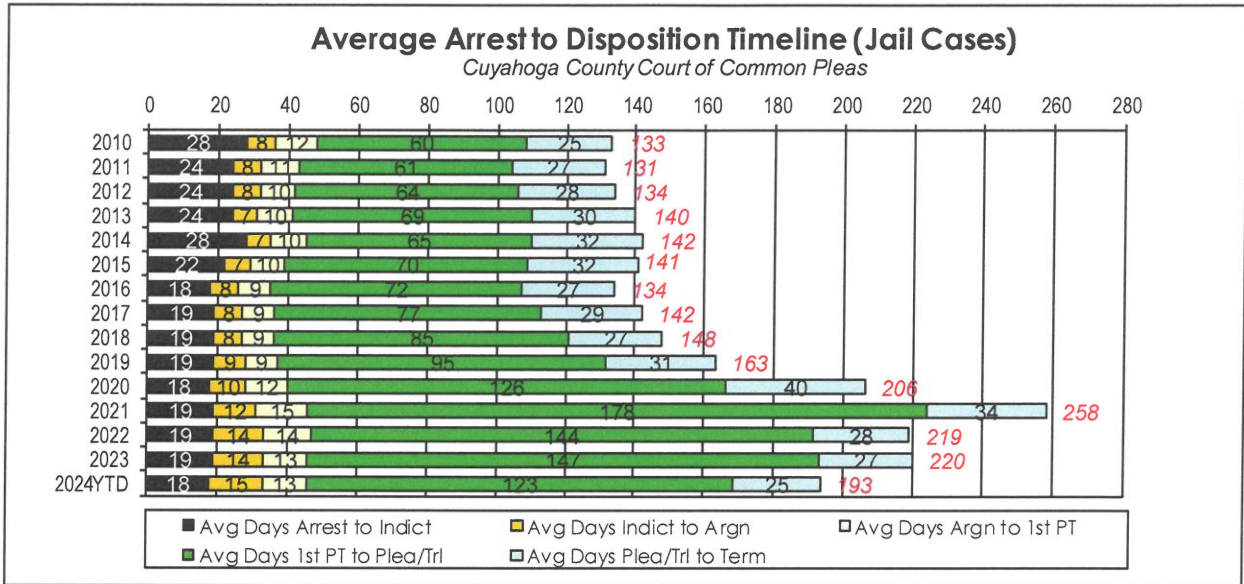
CUYAHOGA COUNTY COMMON PLEAS COURT

Average Arrest to Disposition Timeline (Jail and Non-Jail Cases)



CUYAHOGA COUNTY COMMON PLEAS COURT

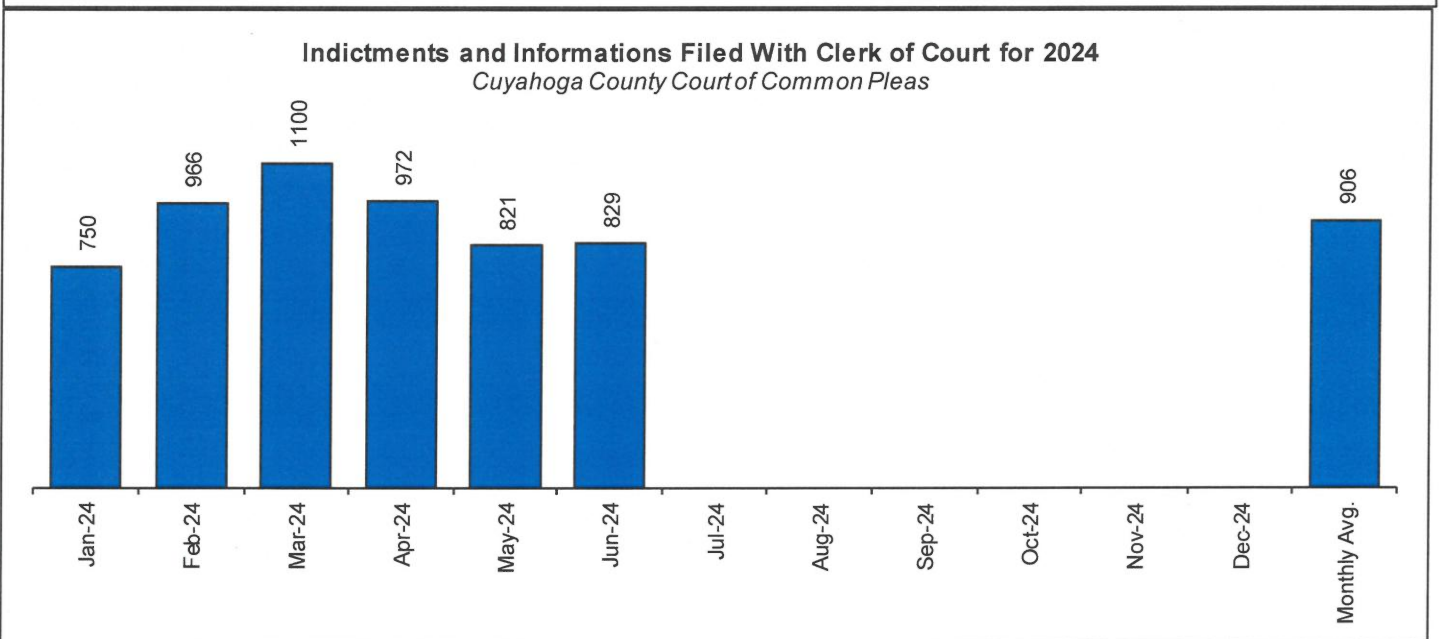
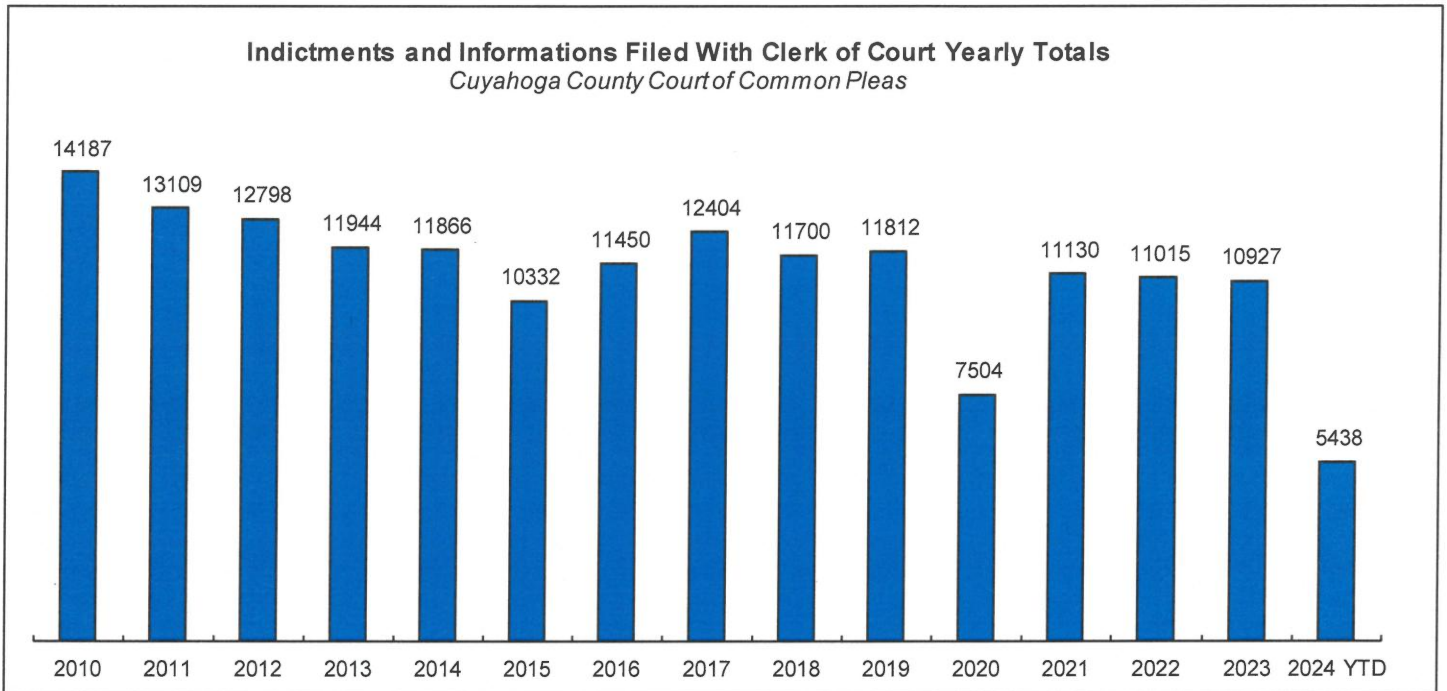
Yearly Average Arrest to Disposition Timeline



CUYAHOGA COUNTY COMMON PLEAS COURT

Indictments and Informations Filed With the Clerk of Courts

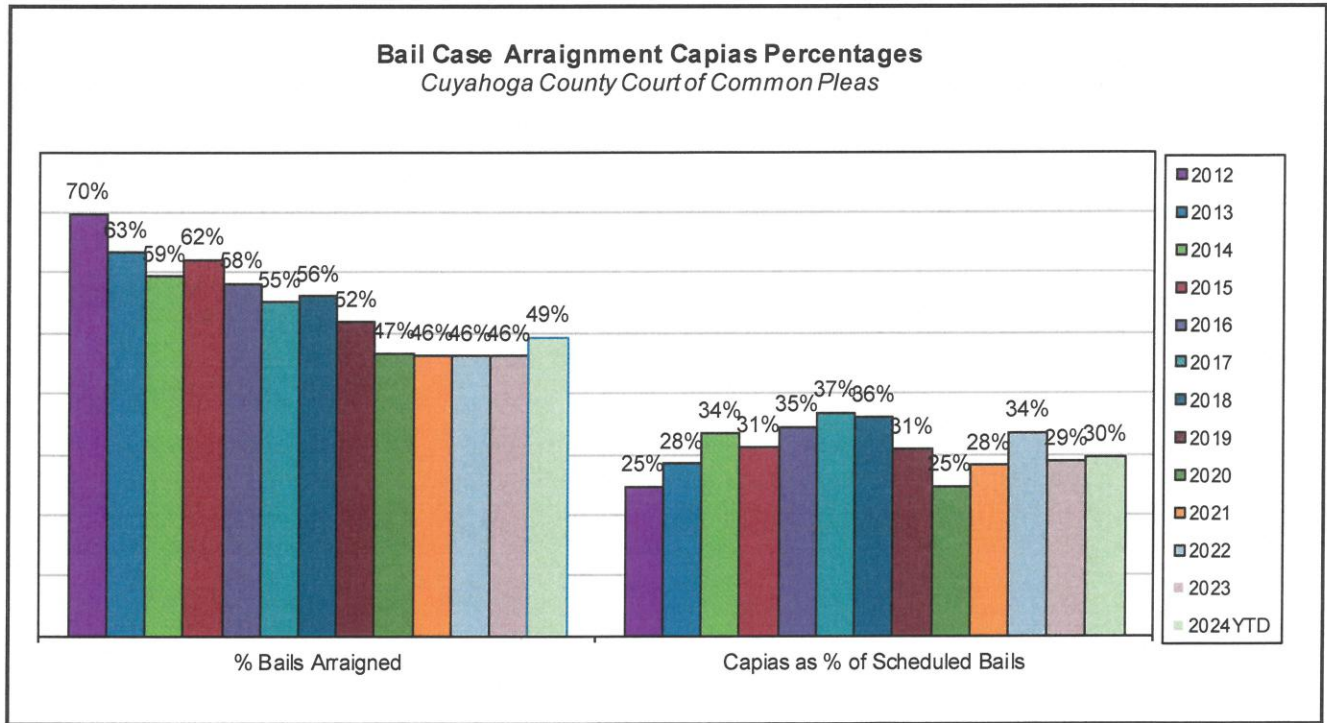
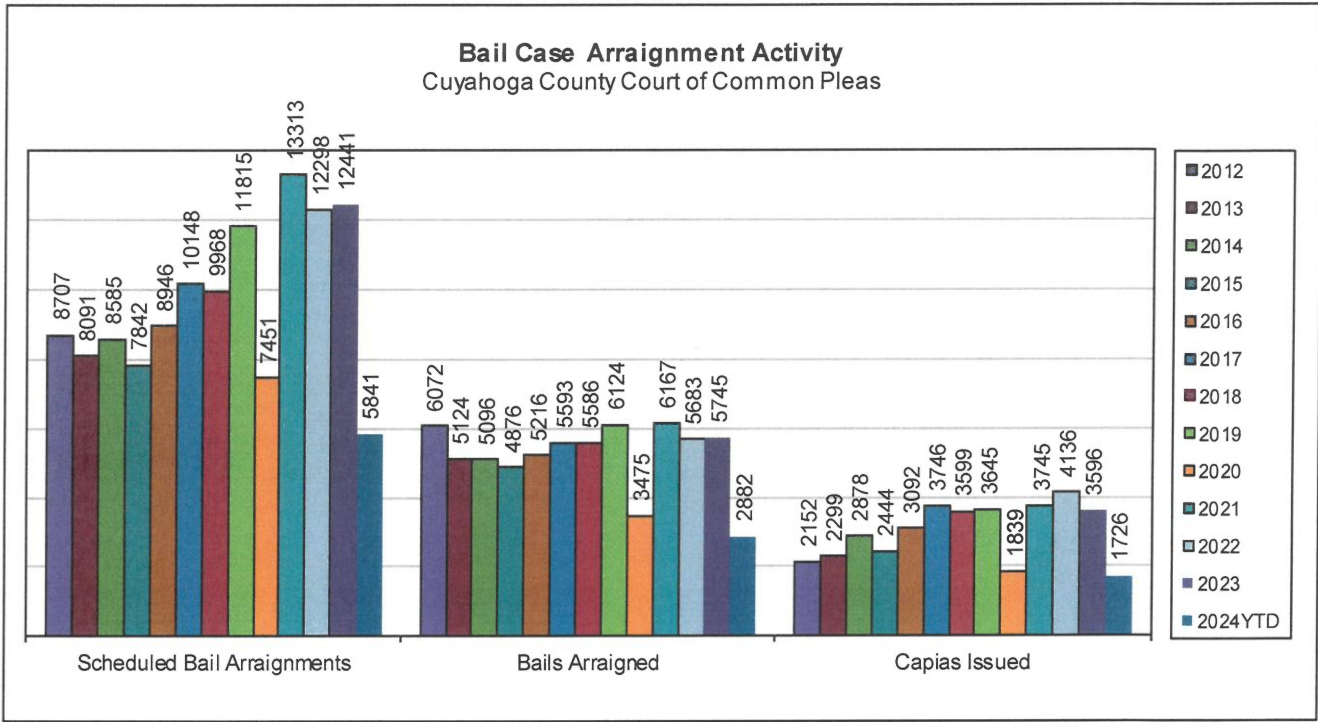
The following charts are reflective of Indictments and Informations filed with the Criminal Clerk of Courts from 2010. The source for this information was the Criminal Clerk's Office.



CUYAHOGA COUNTY COMMON PLEAS COURT

Bail Case Arraignment Activity

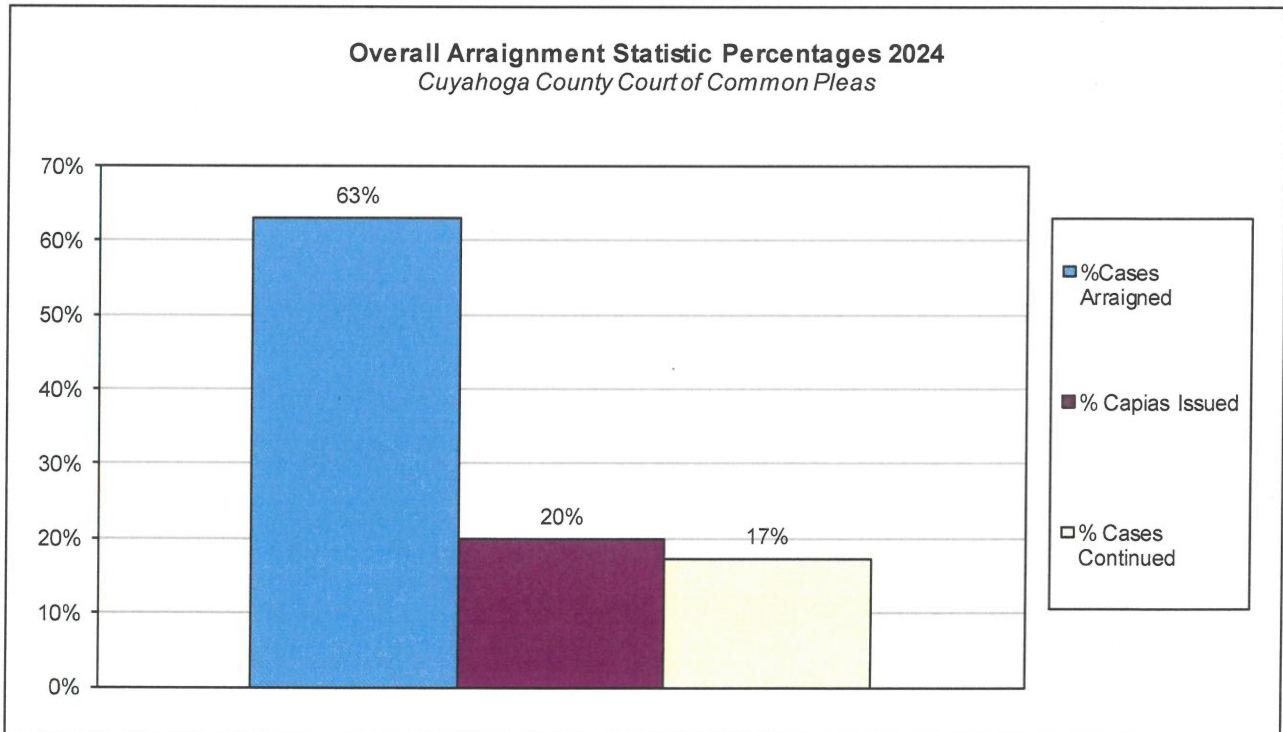
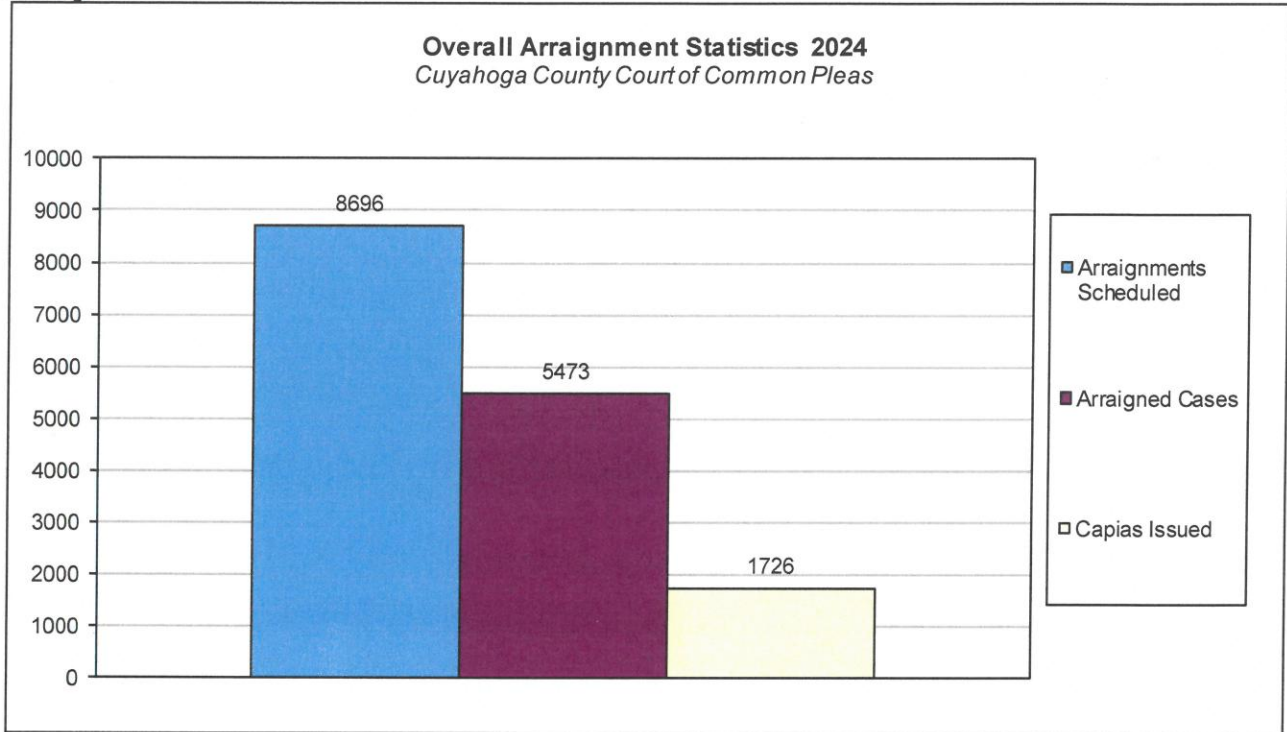
The following charts are reflective of arraignment activity where the defendant was not incarcerated at the time of arraignment. The source for this information was the Criminal Records Department.



CUYAHOGA COUNTY COMMON PLEAS COURT

Overall Arraignment Statistics

The arraignment statistics were provided by the Criminal Records Department. They are provided to give a representation of arraignment activity in the Court in 2024. These statistics include jail and non – jail arraignments.



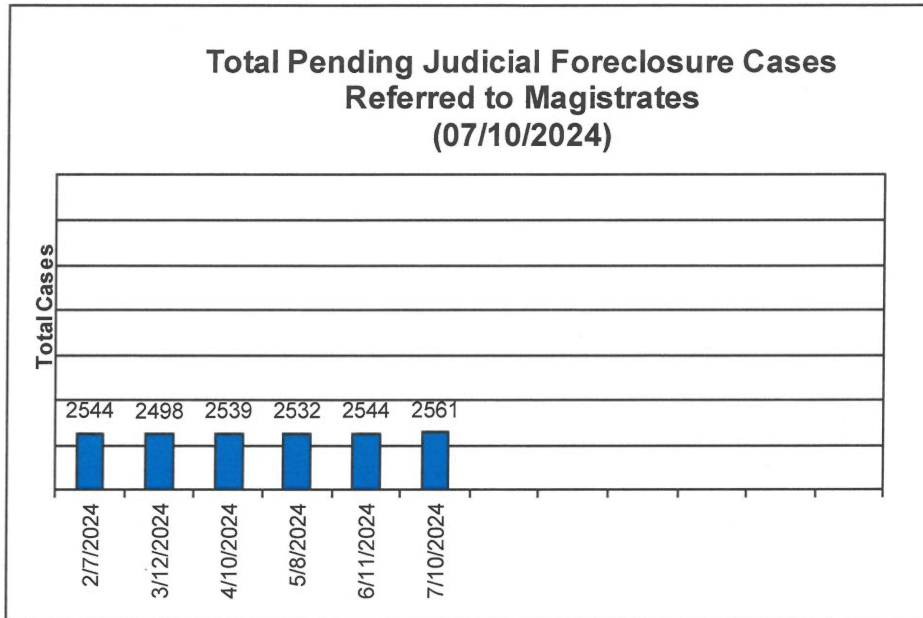
Judicial Foreclosure Statistics¹

¹ For clarification purposes, Foreclosure cases in this report are identified as Judicial Foreclosure filings (filing codes 1460 (Foreclosure Marsh. Of Lien), 1465(Tax Lien), 1466 (Tax Certificate), 1470 (Quiet Title), and 1480 (Partition)). These cases are different from Board of Revision Foreclosures, which are not reported here.

CUYAHOGA COUNTY COMMON PLEAS COURT

Total Pending Judicial Foreclosure Cases Referred to Magistrates

The following chart is a display of the total number of pending Judicial Foreclosure cases referred to the Magistrates on specific dates. The table below shows the number of these cases pending from each year since 2012.

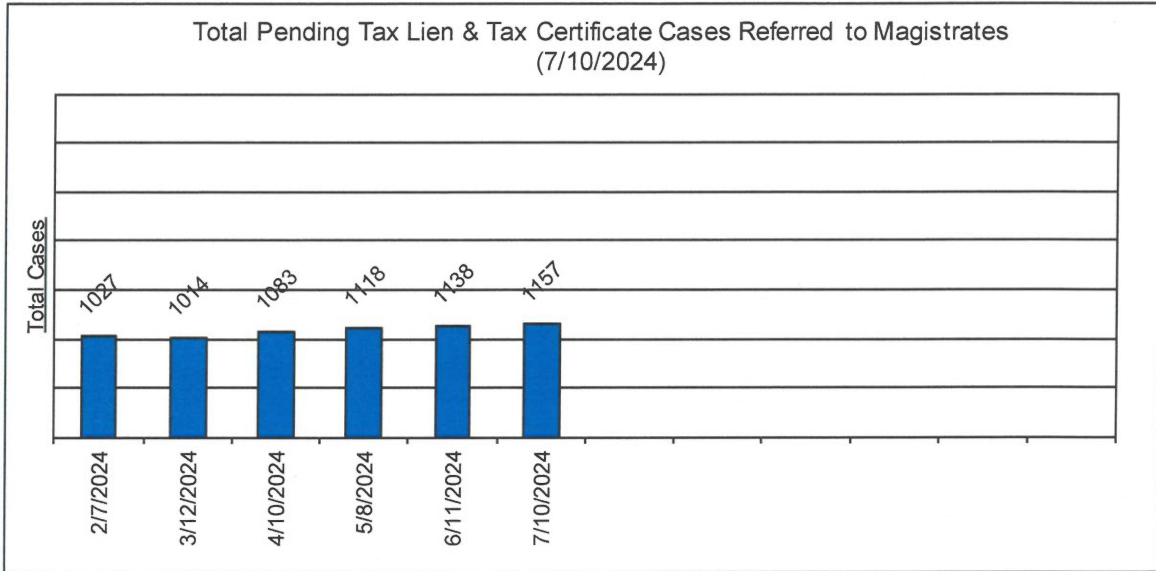


	As of:	2/7/2024	3/12/2024	4/10/2024	5/8/2024	6/11/2024	7/10/2024						
Year													
2006					1	0	0						
2011		1	1	0	0	1	0						
2012		1	0	0	0	0	0						
2014		0	1	0	0	0	0						
2015		1	1	1	1	0	0						
2016		2	2	2	2	3	2						
2017		1	1	1	1	1	1						
2018		7	8	7	6	5	5						
2019		8	7	8	8	12	11						
2020		10	9	5	2	0	0						
2021		16	14	12	11	10	8						
2022		117	95	75	57	45	34						
2023		1966	1557	1310	1012	790	634						
2024		414	802	1118	1432	1677	1866						
Total		2544	2498	2539	2532	2544	2561						

CUYAHOGA COUNTY COMMON PLEAS COURT

Total Pending Tax Lien & Certificate Cases Referred to Magistrates

The following chart is a display of the number of pending tax Judicial Foreclosure cases referred to the Magistrates on specific dates. The table below shows the number of pending tax Judicial Foreclosure cases in each year since 2010.

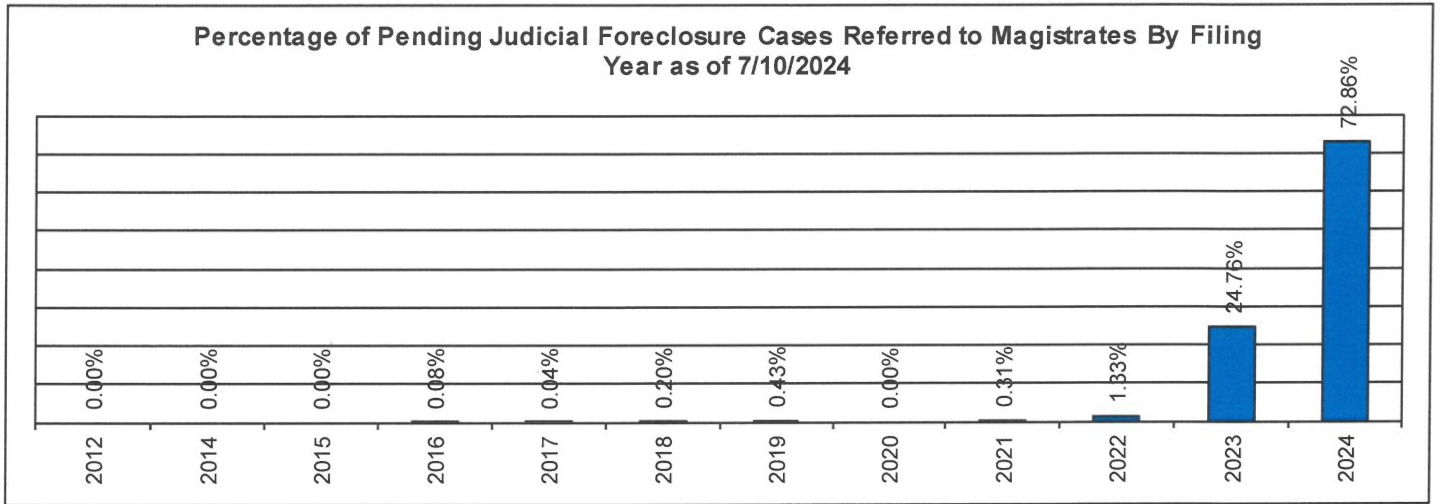


	As of:	2/7/2024	3/12/2024	4/10/2024	5/8/2024	6/11/2024	7/10/2024						
Year													
2006					1	0	0						
2010		1	1	1	1	1	1						
2011		1	1	0	0	0	0						
2012		1	0	0	0	0	0						
2014		0	1	0	0	0	0						
2015		2	2	2	2	2	2						
2016		3	3	3	3	4	3						
2018		2	5	4	3	2	2						
2019		1	4	4	3	3	3						
2020		5	4	3	1	0	0						
2021		9	7	5	5	6	5						
2022		15	13	9	6	7	5						
2023		855	680	578	437	313	243						
2024		132	293	474	657	800	893						
Total		1027	1014	1083	1118	1138	1157						

CUYAHOGA COUNTY COMMON PLEAS COURT

Percentage of Pending Judicial Foreclosure Cases By Filing Year

The following chart is a representation of the total number of pending Judicial Foreclosure cases by filing year expressed as a percentage on a specific date. The table below is the supporting data for this chart.

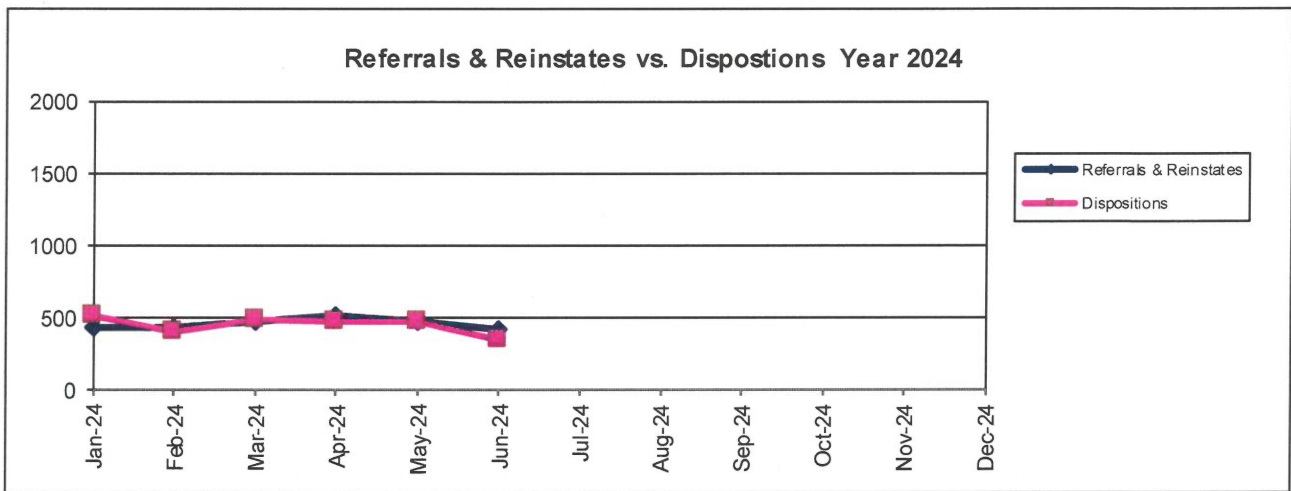
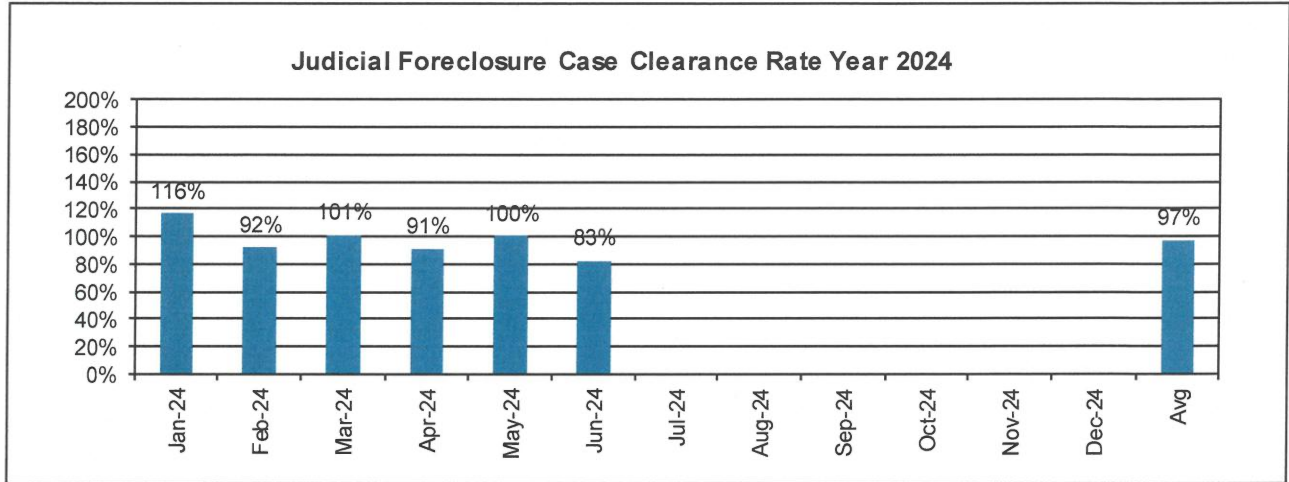


	As of:	7/10/2024	% of Total
Year			
2006		0	0.00%
2011		0	0.00%
2012		0	0.00%
2014		0	0.00%
2015		0	0.00%
2016		2	0.08%
2017		1	0.04%
2018		5	0.20%
2019		11	0.43%
2020		0	0.00%
2021		8	0.31%
2022		34	1.33%
2023		634	24.76%
2024		1866	72.86%
Total		2561	100.00%

CUYAHOGA COUNTY COMMON PLEAS COURT

Judicial Foreclosure Clearance Rate Year 2024

The Clearance Rate is the number of outgoing cases as a percentage of the number of incoming cases. Clearance rate measures whether the court is keeping up with its incoming caseload. If cases are not disposed in a timely manner, a backlog of cases awaiting disposition will grow. A Clearance Rate of 100% indicates that at least as many cases as have been filed, reopened, or reactivated in a period have been disposed.

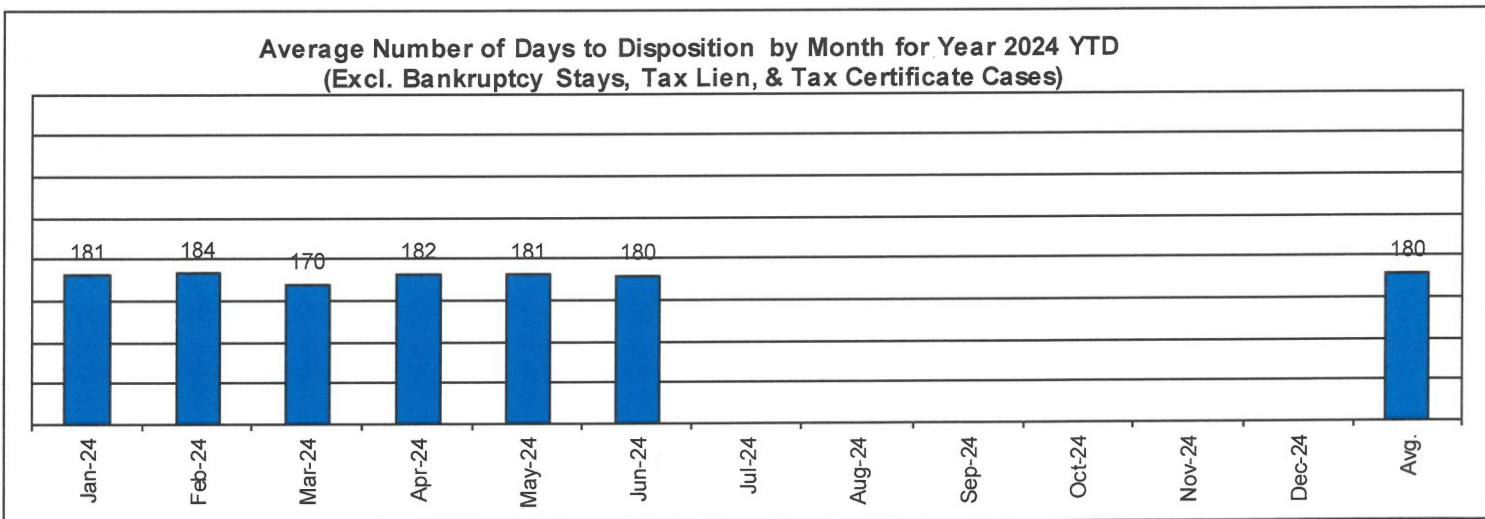
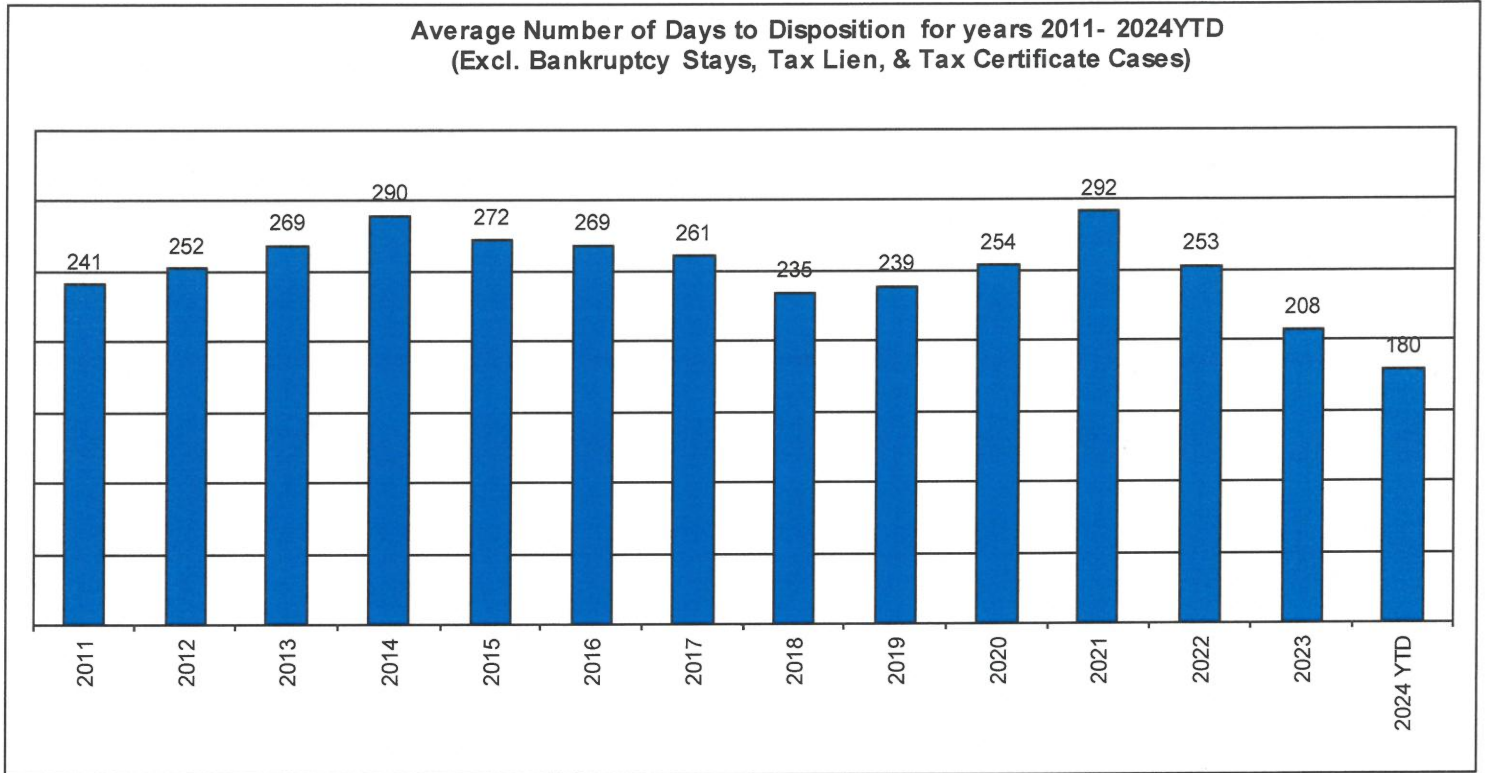


	Referrals & Reinstates	Dispositions	Clearance Rate
Jan-24	438	509	116%
Feb-24	439	403	92%
Mar-24	476	482	101%
Apr-24	521	475	91%
May-24	473	474	100%
Jun-24	421	348	83%
Jul-24			
Aug-24			
Sep-24			
Oct-24			
Nov-24			
Dec-24			
Avg	461	449	97%
Total	2768	2691	

CUYAHOGA COUNTY COMMON PLEAS COURT

Avg. Number of Days to Disp. (Excl. Bank. Stays & Tax Lien & Tax Cert.)

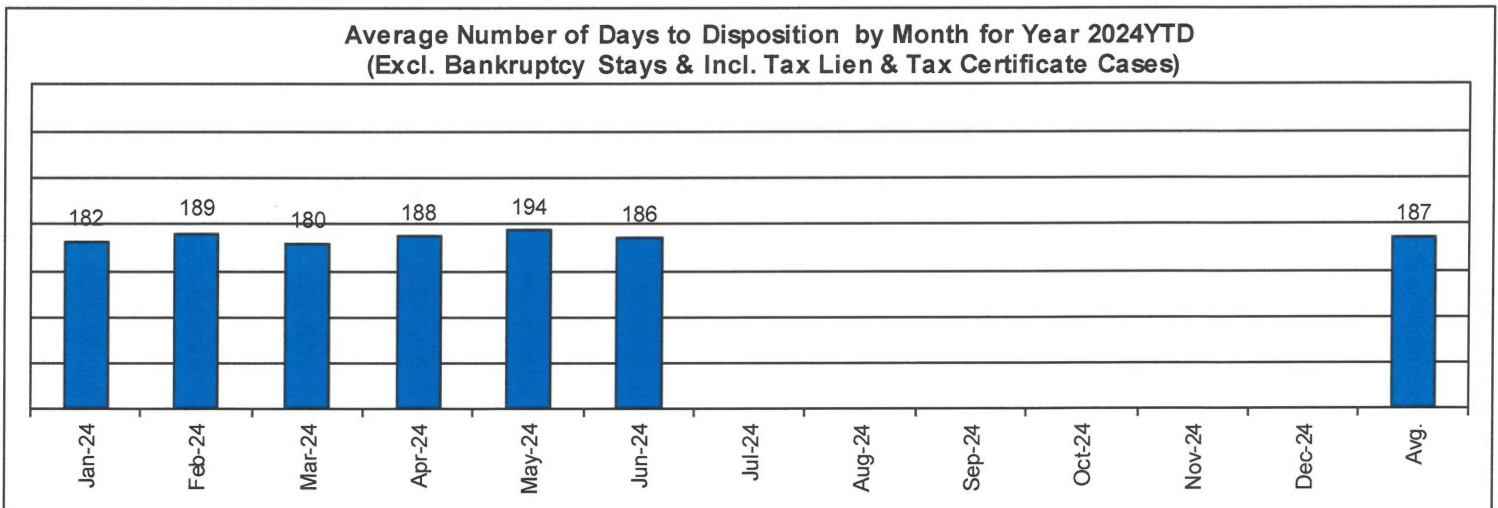
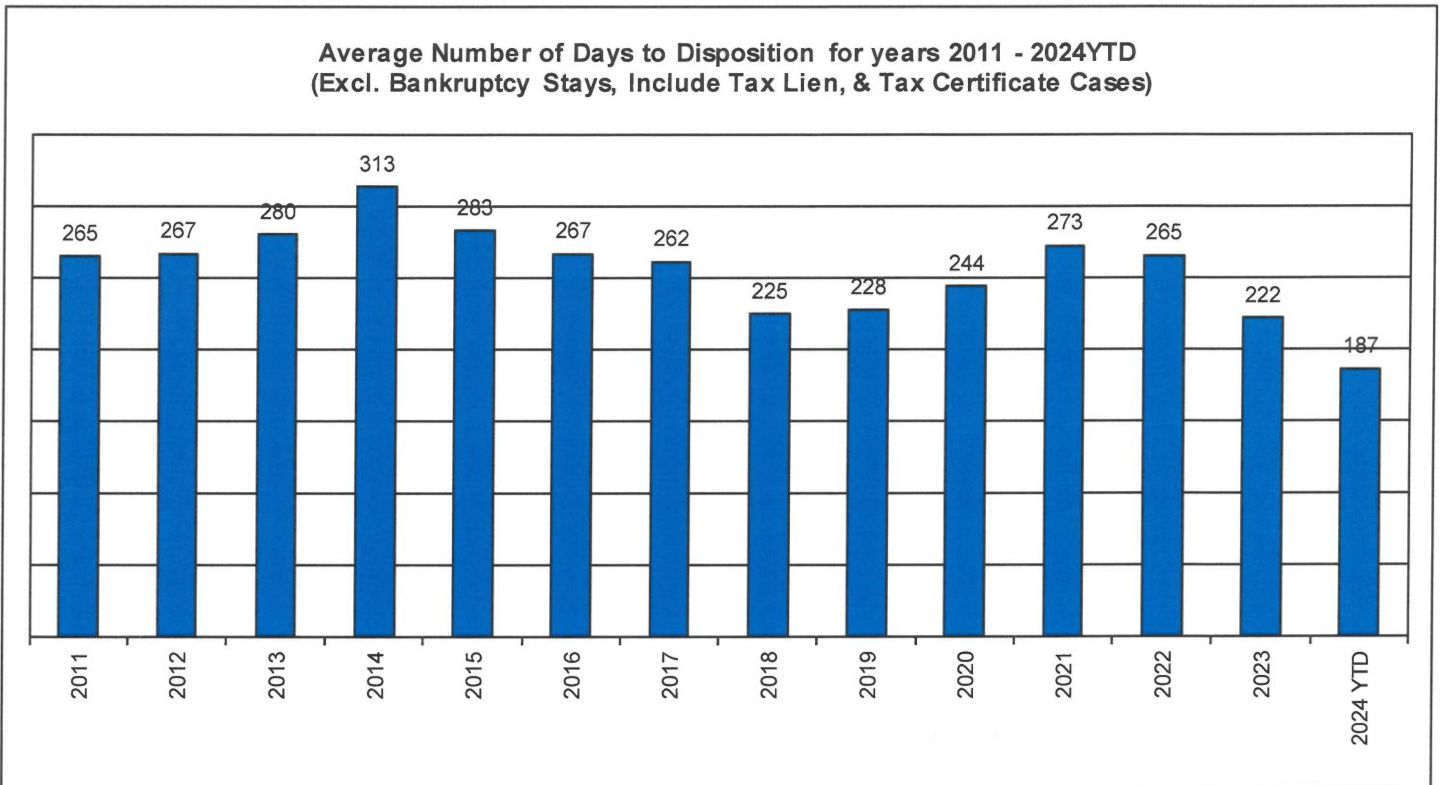
The average number of days to disposition is the number of days from filing to a final disposition entry being filed with the Clerk of Court. The data sample is based on all judicial foreclosure cases terminated by decree or dismissal (cases terminated by bankruptcy are not included) in a month. Each case is examined to determine the number of days between filing and termination with the periods that a case may have been in bankruptcy subtracted. Adding the total days of all of the cases minus bankruptcy periods and dividing by the total number of cases calculates the average. In the following chart, tax judicial foreclosure cases are excluded.



CUYAHOGA COUNTY COMMON PLEAS COURT

Avg. Number of Days to Disp. (Excl. Bank. Stays & Incl. Tax Lien & Tax Cert.)

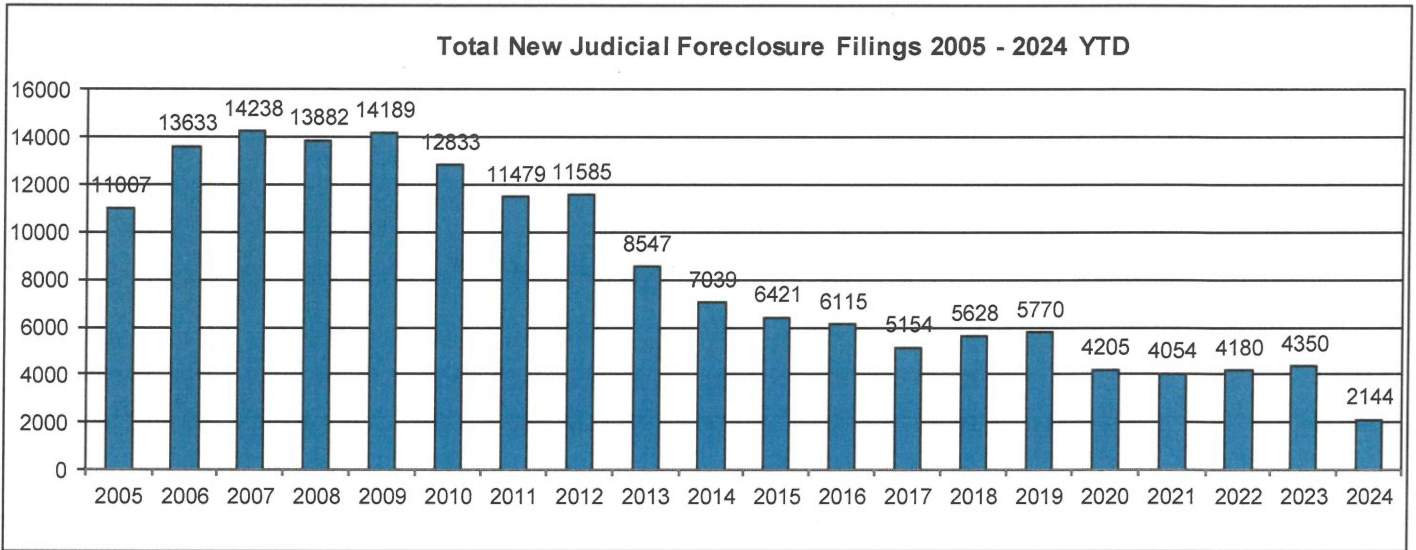
The average number of days to disposition is the number of days from filing to a final disposition entry being filed with the Clerk of Court. The data sample is based on all Judicial Foreclosure cases terminated by decree or dismissal (cases terminated by bankruptcy are not included) in a month. Each case is examined to determine the number of days between filing and termination with the periods that a case may have been in bankruptcy subtracted. Adding the total days of all of the cases minus bankruptcy periods and dividing by the total number of cases calculates the average. In the following chart, all types of Judicial Foreclosure cases are included.



Total New Judicial Foreclosure Filings

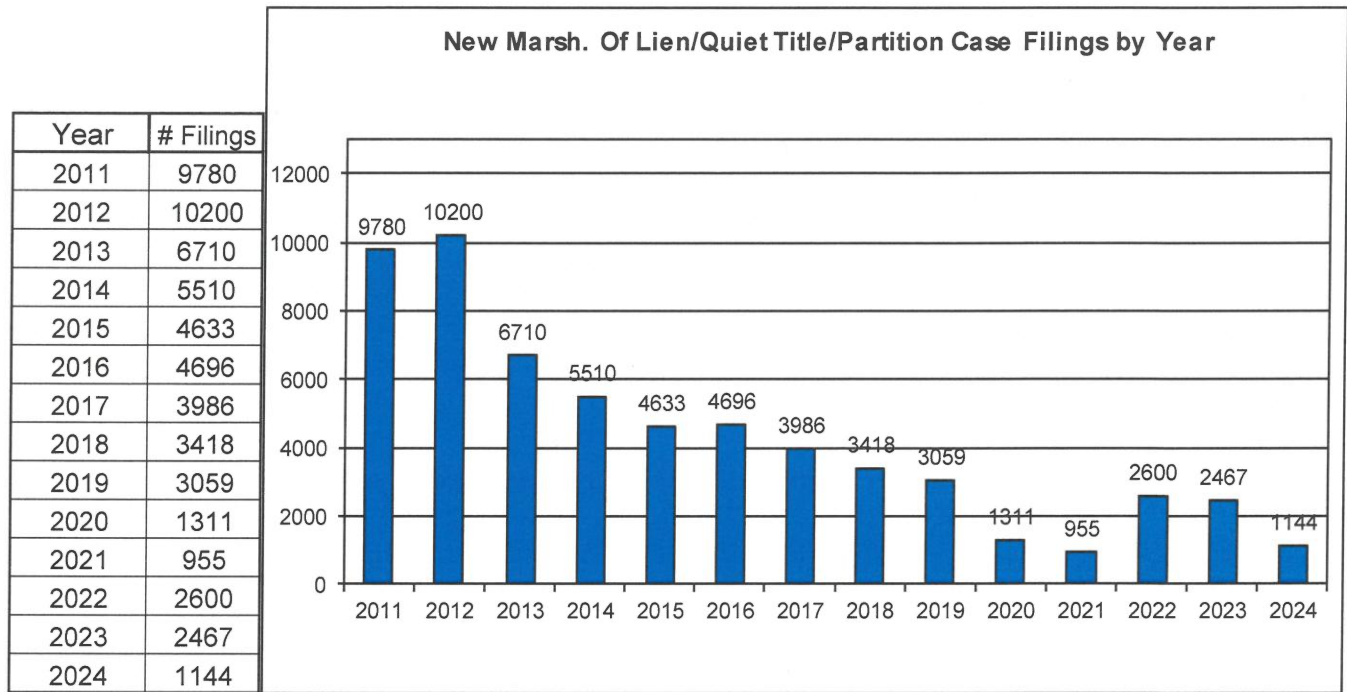
The following charts are provided as a historical view of new judicial foreclosure filings.

1. Total New Judicial Foreclosure Filings from 2005 – 2024 by year
2. Total New Marsh of Lien/Quiet Title/Partition Filings from 2011 – 2024 by month
3. Total New Tax Lien & Tax Certificate Filings for 2011 – 2024 by month
4. Total New Judicial Foreclosure Filings from 2011 – 2024 by month

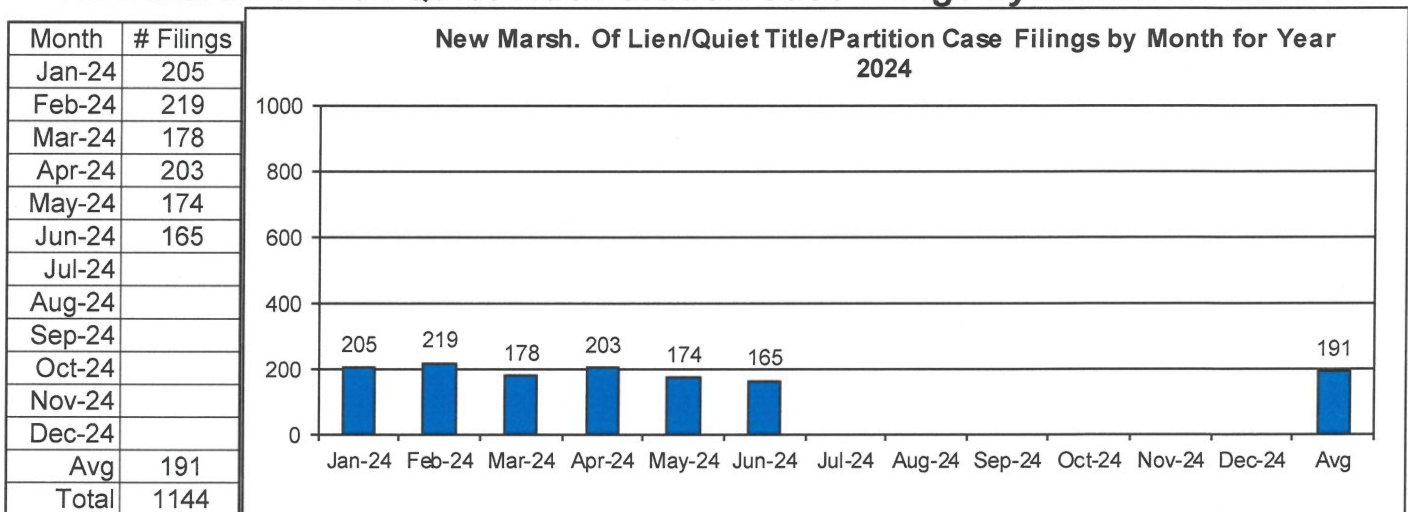


CUYAHOGA COUNTY COMMON PLEAS COURT

New Marsh of Lien/Quiet Title/Partition Case Filings for Years 2011 – 2024 YTD

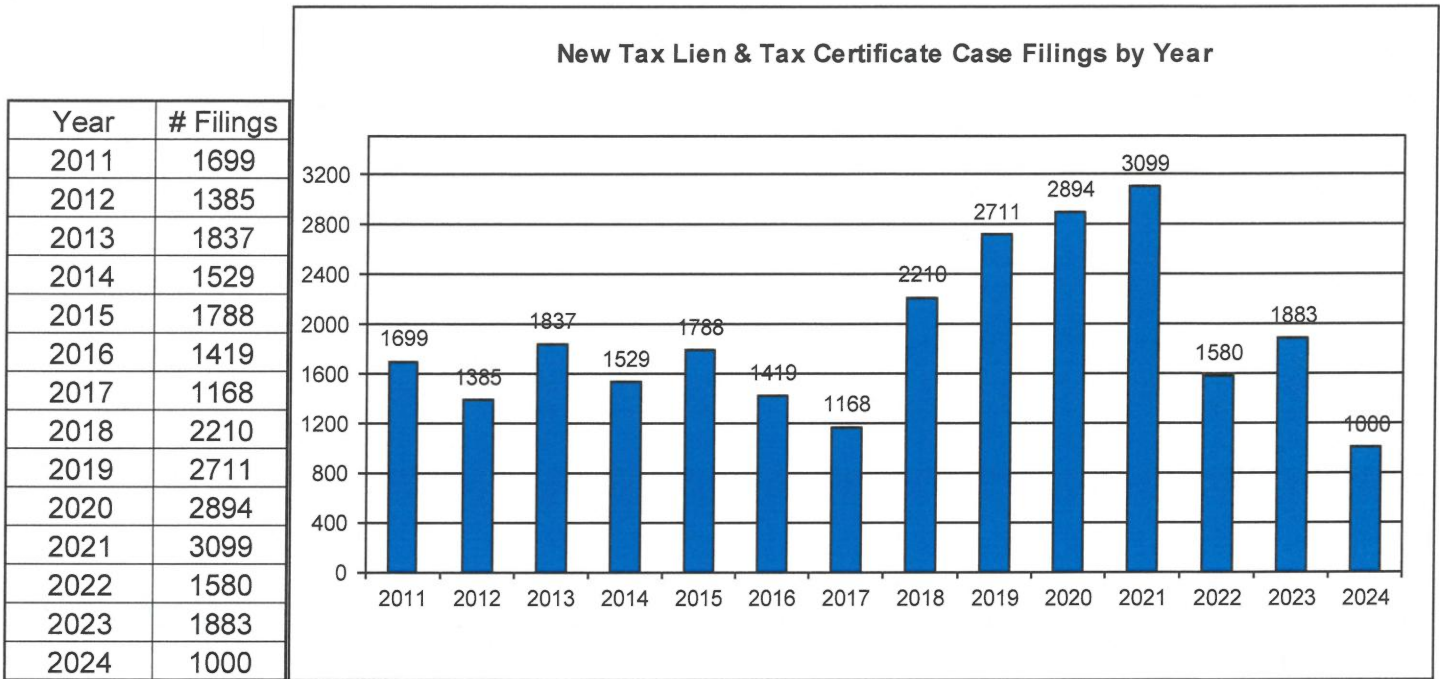


New Marsh of Lien/Quiet Title/Partition Case Filings by month for 2024 YTD




CUYAHOGA COUNTY COMMON PLEAS COURT

New Tax Lien & Certificate Filings for Years 2011 – 2024 YTD



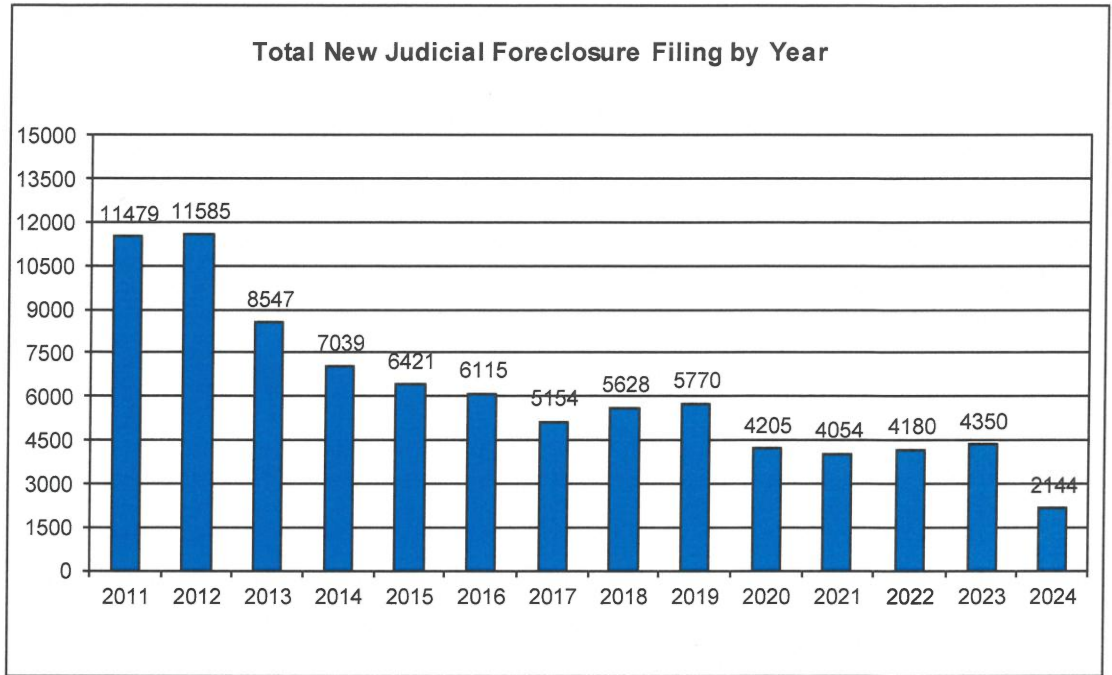
New Tax Lien & Certificate Filings by Month for Year 2024 YTD



CUYAHOGA COUNTY COMMON PLEAS COURT

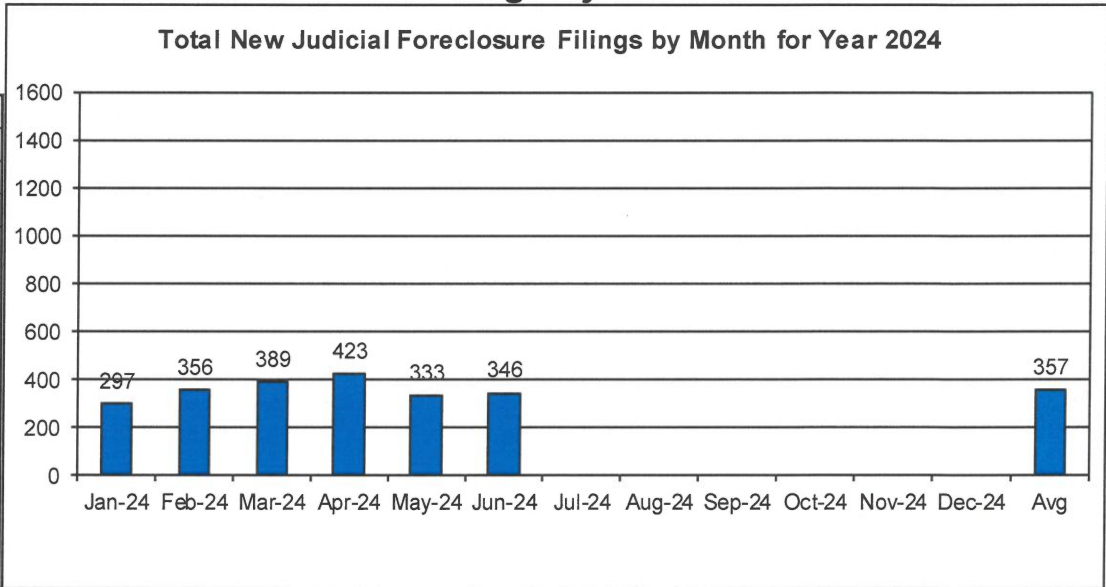
Total New Judicial Foreclosure Filings Years 2011 – 2024 YTD

Year	# Filings
2011	11479
2012	11585
2013	8547
2014	7039
2015	6421
2016	6115
2017	5154
2018	5628
2019	5770
2020	4205
2021	4054
2022	4180
2023	4350
2024YTD	2144



Total New Judicial Foreclosure Filings by Month for Year 2024 YTD

Month	# Filings
Jan-24	297
Feb-24	356
Mar-24	389
Apr-24	423
May-24	333
Jun-24	346
Jul-24	
Aug-24	
Sep-24	
Oct-24	
Nov-24	
Dec-24	
Avg	357
Total	2144



Magistrate's Monthly Reports

The Magistrates' Monthly Report consists of 5 reports. Below is a description of each.

Magistrate's Monthly Supplemental Journal Entry Report (R415)

Retrieves total number of supplemental entries and Decrees of Confirmation of Sheriff's sale created during a specific period. A supplemental entry is any journal created by a magistrate, which does not close out a case. For example, any magistrate's order (MG) setting a hearing, any journal entry (JE) ruling on a motion, journals confirming Sheriff's sales, etc.).

Magistrate's Full Disposition Count by Magistrate Report (R413)

Retrieves total number of cases disposed of during a specific period. The dispositions are grouped by Magistrate and then broken down by the type of disposition (i. e. Default, Dismissed with Prejudice, Dismissed without Prejudice, etc.) This report can be printed three different ways. Including tax cases (Full Dispositions), excluding tax cases (Non-Tax Dispositions), and Tax cases only (Tax Dispositions).

Magistrate's Monthly Cases Referred/Reinstated Report (R418)

Retrieves newly filed cases referred to the Magistrates Dept. and cases previously disposed by the Magistrates Dept. that are reinstated and re-referred to the magistrates. The cases are separated by Tax (filing code 1465; Tax Judicial Foreclosure & 1466; Tax Certificate Judicial Foreclosure) and Non-Tax (1460; Judicial Foreclosure Marsh. Of Lien, 1480; Partition, 1470; Quiet Title, misc. (i. e. 1391; Contract Other, etc.).

Magistrate's Monthly Hearing Totals Report (R3146)

Retrieves total number of hearings held during one month. The hearings are grouped by Magistrate and then broken down by what type hearing was held (i. e. Default, Pretrial, etc.).

Magistrate's Monthly Case Load Report (R3147)

Retrieves individual caseload totals for individual magistrates during a specific period. The cases are grouped by magistrate and then broken down by case type (i. e. tax judicial foreclosure, tax certificate judicial foreclosure and non-tax judicial foreclosure).

Magistrate's New Referrals/Assignments (R429)

Retrieves All cases referred to the Magistrate's Department. The cases are grouped by Magistrate and broken down into categories of CSPO (Filing Code 1491 Stalking Civil Protection Orders), Tax (1465; Tax Judicial Foreclosure & 1466; Tax Certificate Judicial Foreclosure), Non Tax (1460; Judicial Foreclosure Marsh. Of Lien, 1480; Partition, 1470; Quiet Title, misc. (i.e. 1391; Contract Other, etc.)).

CUYAHOGA COUNTY COURT OF COMMON PLEAS

DATE: 07/10/2024
TIME: 9:38 AM

OFFICE OF THE MAGISTRATES
MAGISTRATE'S MONTHLY SUPPLEMENTALS BY CASE
REPORTING PERIOD: JUNE 2024

PAGE: 1
CMSR415D

SUPPLEMENTALS

AUGUSTYN	93
BUCHA	196
DAY	227
DYKE	136
GOZELANCZYK	191
HEGYES	67
JACKSON	163
JACKSON	138
KLEIN	143
LUCAS	157
LUNSFORD	216
UNACCOUNTED FOR	0

TOTAL 1727

CONFIRMATIONS

TOTAL 1

CUYAHOGA COUNTY COURT OF COMMON PLEAS

OFFICE OF THE MAGISTRATES

Full Disposition Count by Magistrate

REPORTING PERIOD: FROM 06/01/2024 TO 06/30/2024

DATE: 07/10/2024

TIME: 9:40 AM

PAGE: 1

CMSR413

MagID	Dispose Type	Tax Cert.	Tax Treas.	Total
KCA	Bank	0	1	1
	Def	0	0	7
	Dism	0	0	5
	Ref. Vacate	0	0	0
	Court Trial	0	0	3
	Other	0	12	15
	MAG'S TOTAL	0	13	31

Decrees	209
Defaults	59
Other	129
Court Trial	21
Dismissals	130
Bankruptcy	9
Ref. Vacated	0
Grand Total	348

SMB	Bank	0	0	0
	Def	0	0	8
	Dism	0	1	12
	Ref. Vacate	0	0	0
	Court Trial	0	0	4
	Other	0	8	11
	MAG'S TOTAL	0	9	35

CD	Bank	0	0	1
	Def	0	0	6
	Dism	0	3	17
	Ref. Vacate	0	0	0
	Court Trial	0	0	0
	Other	0	7	11
	MAG'S TOTAL	0	10	35

JTD	Bank	0	0	0
	Def	0	0	4
	Dism	0	2	14
	Ref. Vacate	0	0	0
	Court Trial	0	0	0
	Other	0	8	12
	MAG'S TOTAL	0	10	30

BSG	Bank	0	0	0
	Def	0	0	4
	Dism	0	4	19
	Ref. Vacate	0	0	0
	Court Trial	0	0	0
	Other	0	8	11
	MAG'S TOTAL	0	12	34

DKH	Bank	0	1	1
	Def	0	0	0
	Dism	0	1	4
	Ref. Vacate	0	0	0
	Court Trial	0	0	0
	Other	0	5	5
	MAG'S TOTAL	0	7	10

ARJ	Bank	0	0	3
	Def	0	0	3
	Dism	0	4	13
	Ref. Vacate	0	0	0
	Court Trial	0	0	0
	Other	0	10	19
	MAG'S TOTAL	0	14	38

JLJ	Bank	0	0	0
	Def	0	0	8
	Dism	1	1	8

CUYAHOGA COUNTY COURT OF COMMON PLEAS

OFFICE OF THE MAGISTRATES

Full Disposition Count by Magistrate

REPORTING PERIOD: FROM 06/01/2024 TO 06/30/2024

DATE: 07/10/2024

TIME: 9:40 AM

PAGE: 2

CMSR413

MagID	Dispose Type	Tax Cert.	Tax Treas.	Total
	Ref. Vacate	0	0	0
	Court Trial	0	0	4
	Other	0	10	10
	<u>MAG'S TOTAL</u>	1	11	<u>30</u>
<hr/>				
MK				
	Bank	0	1	2
	Def	0	0	6
	Dism	0	2	11
	Ref. Vacate	0	0	0
	Court Trial	0	0	1
	Other	0	7	14
	<u>MAG'S TOTAL</u>	0	10	<u>34</u>
<hr/>				
PL				
	Bank	0	0	0
	Def	0	3	5
	Dism	0	3	19
	Ref. Vacate	0	0	0
	Court Trial	0	0	4
	Other	0	1	3
	<u>MAG'S TOTAL</u>	0	7	<u>31</u>
<hr/>				
GL				
	Bank	0	0	1
	Def	0	0	8
	Dism	0	0	8
	Ref. Vacate	0	0	0
	Court Trial	0	0	5
	Other	0	14	18
	<u>MAG'S TOTAL</u>	0	14	<u>40</u>

CUYAHOGA COUNTY COURT OF COMMON PLEAS

DATE: 07/10/2024
 TIME: 09:40 AM

OFFICE OF THE MAGISTRATES
 MAGISTRATE'S MONTHLY REF/REIN CASES
 FROM 06/01/2024 TO 06/30/2024

CMSR418

MAGISTRATE	NEW REFERRALS				REINSTATED			
	Tax Treas.	Tax Cert.	Non-Tax	Total	Tax Treas.	Tax Cert.	Non-Tax	Total
<u>AUGUSTYN/KEVIN/C</u>	10	0	13	23	0	0	1	1
<u>BUCHA/STEPHEN/M</u>	7	0	27	34	0	0	1	1
<u>DAY/CHRISTOPHER/</u>	14	0	22	36	0	0	0	0
<u>DYKE/JOHN/T</u>	18	0	19	37	0	0	1	1
<u>GOZELANCZYK/BRIAN/S</u>	17	0	29	46	0	0	0	0
<u>HEGYES/DEAN/K</u>	14	0	21	35	0	0	0	0
<u>JACKSON/AMY/R</u>	17	0	14	31	0	0	0	0
<u>JACKSON/JIM/L</u>	15	0	33	48	0	0	0	0
<u>KLEIN/MONICA/</u>	17	0	19	36	0	0	0	0
<u>LUCAS/PAUL/</u>	25	0	27	52	1	0	1	2
<u>LUNSFORD/GINA/</u>	17	0	21	38	0	0	0	0
<u>TOTAL</u>	171	0	245	416	1	0	4	5
<u>COMBINED TOTAL</u>			421					

CUYAHOGA COUNTY COURT OF COMMON PLEAS

**OFFICE OF THE MAGISTRATES
MAG MONTHLY HEARING TOTALS
Reporting Period: June 2024**

DATE: 07/10/2024
TIME: 09:40 AM

PAGE: 1
CMSR3146

Monthly Hearing Total 426

AUGUSTYN	
Default Hearings	0
Tax Hearings	0
Pretrials	33
<hr/>	
TOTAL:	33
BUCHA	
Default Hearings	0
Tax Hearings	0
Pretrials	47
<hr/>	
TOTAL:	47
DAY	
Default Hearings	1
Tax Hearings	0
Pretrials	42
<hr/>	
TOTAL:	43
DYKE	
Default Hearings	2
Tax Hearings	6
Pretrials	7
<hr/>	
TOTAL:	15
GOZELANCZYK	
Default Hearings	0
Tax Hearings	0
Pretrials	65
<hr/>	
TOTAL:	65
HEGYES	
Default Hearings	0
Tax Hearings	0
Pretrials	21
<hr/>	
TOTAL:	21
JACKSON	
Default Hearings	14
Tax Hearings	17
Pretrials	12
<hr/>	
TOTAL:	43
JACKSON	
Default Hearings	6
Tax Hearings	16
Pretrials	26
<hr/>	
TOTAL:	48
KLEIN	
Default Hearings	0
Tax Hearings	0
Pretrials	35
<hr/>	
TOTAL:	35
LUCAS	
Default Hearings	0
Tax Hearings	0
Pretrials	36
<hr/>	

CUYAHOGA COUNTY COURT OF COMMON PLEAS

OFFICE OF THE MAGISTRATES

MAG MONTHLY HEARING TOTALS

Reporting Period: June 2024

DATE: 07/10/2024
TIME: 09:40 AM

PAGE: 2
CMSR3146

TOTAL:	36
LUNSFORD	
Default Hearings	0
Tax Hearings	0
Pretrials	40
<hr/>	
TOTAL:	40

CUYAHOGA COUNTY COURT OF COMMON PLEAS

DATE: 07/10/2024
 TIME: 9:41 AM

Office of the Magistrates
 Magistrate's Monthly Case Load
 MONTH: JUNE 2024

PAGE: 1
 CMSR3147

Magistrate Name	Non Tax Total	Tax Cert.	Tax Treas.	Total Tax	Total Cases
AUGUSTYN	67	1	47	48	115
BUCHA	86	0	59	59	145
DAY	112	1	99	100	212
DYKE	97	0	96	96	193
GOZELANCZYK	174	2	133	135	309
HEGYES	202	0	123	123	325
JACKSON	147	0	107	107	254
JACKSON	134	0	108	108	242
KLEIN	151	0	103	103	254
LUCAS	164	1	152	153	317
LUNSFORD	147	0	136	136	283
Non Tax Total:	1481	Cert. Tax Total: 5	Tax Treas. Total: 1163	Total Tax: 1168	Total Cases: 2649

CUYAHOGA COUNTY COURT OF COMMON PLEAS

DATE: 07/10/2024
 TIME: 9:59 AM

OFFICE OF THE MAGISTRATES
 MAGISTRATE'S NEW REFERRALS / ASSIGNMENTS
 FROM 06/01/2024 TO 06/30/2024

CMSR429
 PAGE: 1

MAGISTRATE	NEW REFERRALS				Total
	CSPO	Tax Cert.	Tax Treas.	Non Tax	
<u>AUGUSTYN/KEVIN/C</u>	7	0	10	13	23
<u>BUCHA/STEPHEN/M</u>	15	0	7	27	34
<u>DAY/CHRISTOPHER/</u>	5	0	14	22	36
<u>DYKE/JOHN/T</u>	1	0	18	19	37
<u>GOZELANCZYK/BRIAN/S</u>	7	0	17	29	46
<u>HEGYES/DEAN/K</u>	11	0	14	21	35
<u>JACKSON/AMY/R</u>	3	0	17	14	31
<u>JACKSON/JIM/L</u>	7	0	15	33	48
<u>KLEIN/MONICA/</u>	7	0	17	19	36
<u>LUCAS/PAUL/</u>	15	0	25	27	52
<u>LUNSFORD/GINA/</u>	7	0	17	21	38
<u>Total</u>	85	0	171	245	416

Report CMSR1062 - Judicial Foreclosure Statistics by Judge

Report CMSR1062 provides a list of judicial foreclosure case activity for each Judge. The report identifies how many cases were pending at the beginning of the period. The new cases filed and cases that were transferred in or reactivated are added to the number pending at the beginning of the period. It then shows the type and number of terminations for the period. The total terminations are subtracted from the total pending which provides the pending at the end of the period.

CUYAHOGA COUNTY COURT OF COMMON PLEAS

DATE: 07/10/2024
TIME: 09:34 AM

Foreclosure Statistics by Judge
Reporting Period: June 2024

PAGE: 1
CMSR1062

Judge							
AMBROSE, DICK							
Pending at Beg of Period		New Cases Filed		Cases Transferred In / Reactivated			Total
	1		0		0		1
Terminations							
	Bankruptcy 0	Default 0	RefVacated 0	Court Trial 0	Dismiss 0	Other 0	Total 0
Total Pending at End of Period							1
BELL, RICHARD A							
Pending at Beg of Period		New Cases Filed		Cases Transferred In / Reactivated			Total
	57		17		0		74
Terminations							
	Bankruptcy 1	Default 3	RefVacated 0	Court Trial 0	Dismiss 4	Other 0	Total 8
Total Pending at End of Period							66
CALABRESE, DEENA R							
Pending at Beg of Period		New Cases Filed		Cases Transferred In / Reactivated			Total
	80		10		2		92
Terminations							
	Bankruptcy 2	Default 1	RefVacated 0	Court Trial 0	Dismiss 3	Other 6	Total 12
Total Pending at End of Period							80
CLANCY, MAUREEN							
Pending at Beg of Period		New Cases Filed		Cases Transferred In / Reactivated			Total
	73		9		0		82
Terminations							
	Bankruptcy 0	Default 3	RefVacated 0	Court Trial 0	Dismiss 1	Other 2	Total 6
Total Pending at End of Period							76
CLARY, TIMOTHY W.							
Pending at Beg of Period		New Cases Filed		Cases Transferred In / Reactivated			Total
	68		8		0		76
Terminations							
	Bankruptcy 1	Default 0	RefVacated 0	Court Trial 0	Dismiss 4	Other 6	Total 11
Total Pending at End of Period							65
COLLIER-WILLIAMS, CASSANDRA							
Pending at Beg of Period		New Cases Filed		Cases Transferred In / Reactivated			Total
	65		6		0		71
Terminations							
	Bankruptcy 0	Default 2	RefVacated 0	Court Trial 0	Dismiss 4	Other 3	Total 9
Total Pending at End of Period							62
CORRIGAN, PETER J							
Pending at Beg of Period		New Cases Filed		Cases Transferred In / Reactivated			Total
	48		9		0		57
Terminations							
	Bankruptcy 0	Default 0	RefVacated 0	Court Trial 0	Dismiss 3	Other 2	Total 5
Total Pending at End of Period							52
FUERST, NANCY A							

CUYAHOGA COUNTY COURT OF COMMON PLEAS

DATE: 07/10/2024
TIME: 09:34 AM

Foreclosure Statistics by Judge
Reporting Period: June 2024

PAGE: 2
CMSR1062

Judge							
	Pending at Beg of Period		New Cases Filed	Cases Transferred In / Reactivated			Total
	60		11	0			71
Terminations							
	Bankruptcy	Default	RefVacated	Court Trial	Dismiss	Other	Total
	0	2	0	0	0	2	4
Total Pending at End of Period							67
GALL, STEVEN E							
	Pending at Beg of Period		New Cases Filed	Cases Transferred In / Reactivated			Total
	66		6	1			73
Terminations							
	Bankruptcy	Default	RefVacated	Court Trial	Dismiss	Other	Total
	1	4	0	0	3	5	13
Total Pending at End of Period							60
GALLAGHER, HOLLIE L							
	Pending at Beg of Period		New Cases Filed	Cases Transferred In / Reactivated			Total
	61		9	1			71
Terminations							
	Bankruptcy	Default	RefVacated	Court Trial	Dismiss	Other	Total
	0	1	0	0	4	4	9
Total Pending at End of Period							62
GALLAGHER, KELLY ANN							
	Pending at Beg of Period		New Cases Filed	Cases Transferred In / Reactivated			Total
	78		12	1			91
Terminations							
	Bankruptcy	Default	RefVacated	Court Trial	Dismiss	Other	Total
	0	0	0	0	2	4	6
Total Pending at End of Period							85
GALLAGHER, SHANNON M							
	Pending at Beg of Period		New Cases Filed	Cases Transferred In / Reactivated			Total
	76		11	0			87
Terminations							
	Bankruptcy	Default	RefVacated	Court Trial	Dismiss	Other	Total
	0	6	0	0	3	8	17
Total Pending at End of Period							70
GAUL, DANIEL							
	Pending at Beg of Period		New Cases Filed	Cases Transferred In / Reactivated			Total
	63		12	1			76
Terminations							
	Bankruptcy	Default	RefVacated	Court Trial	Dismiss	Other	Total
	0	1	0	0	4	4	9
Total Pending at End of Period							67
HAGAN, EMILY							
	Pending at Beg of Period		New Cases Filed	Cases Transferred In / Reactivated			Total
	85		11	0			96
Terminations							
	Bankruptcy	Default	RefVacated	Court Trial	Dismiss	Other	Total
	0	4	0	0	4	3	11
Total Pending at End of Period							85
KELLEY, KEVIN J							

CUYAHOGA COUNTY COURT OF COMMON PLEAS

DATE: 07/10/2024
TIME: 09:34 AM

Foreclosure Statistics by Judge
Reporting Period: June 2024

PAGE: 3
CMSR1062

Judge							
	Pending at Beg of Period	New Cases Filed			Cases Transferred In / Reactivated		Total
	84					0	94
Terminations							
	Bankruptcy	Default	RefVacated	Court Trial	Dismiss	Other	Total
	2	1	0	0	6	5	14
Total Pending at End of Period							80
KILBANE, ASHLEY							
	Pending at Beg of Period	New Cases Filed			Cases Transferred In / Reactivated		Total
	75					0	88
Terminations							
	Bankruptcy	Default	RefVacated	Court Trial	Dismiss	Other	Total
	0	0	0	0	3	1	4
Total Pending at End of Period							84
MATIA, DAVID T							
	Pending at Beg of Period	New Cases Filed			Cases Transferred In / Reactivated		Total
	86					1	98
Terminations							
	Bankruptcy	Default	RefVacated	Court Trial	Dismiss	Other	Total
	0	0	0	0	1	2	3
Total Pending at End of Period							95
MCCORMICK, TIMOTHY							
	Pending at Beg of Period	New Cases Filed			Cases Transferred In / Reactivated		Total
	66					1	77
Terminations							
	Bankruptcy	Default	RefVacated	Court Trial	Dismiss	Other	Total
	0	5	0	0	1	7	13
Total Pending at End of Period							64
MCDONNELL, NANCY R							
	Pending at Beg of Period	New Cases Filed			Cases Transferred In / Reactivated		Total
	4					0	4
Terminations							
	Bankruptcy	Default	RefVacated	Court Trial	Dismiss	Other	Total
	0	0	0	0	0	0	0
Total Pending at End of Period							4
MCGINTY, WILLIAM T							
	Pending at Beg of Period	New Cases Filed			Cases Transferred In / Reactivated		Total
	102					1	115
Terminations							
	Bankruptcy	Default	RefVacated	Court Trial	Dismiss	Other	Total
	0	1	0	0	3	7	11
Total Pending at End of Period							104
MIDAY, SHERRIE							
	Pending at Beg of Period	New Cases Filed			Cases Transferred In / Reactivated		Total
	81					1	92
Terminations							
	Bankruptcy	Default	RefVacated	Court Trial	Dismiss	Other	Total
	0	4	0	0	2	5	11
Total Pending at End of Period							81
MOONEY, BRIAN							

CUYAHOGA COUNTY COURT OF COMMON PLEAS

DATE: 07/10/2024
TIME: 09:34 AM

Foreclosure Statistics by Judge
Reporting Period: June 2024

PAGE: 4
CMSR1062

Judge							
	Pending at Beg of Period		New Cases Filed	Cases Transferred In / Reactivated			Total
	83		14	1			98
Terminations							
	Bankruptcy	Default	RefVacated	Court Trial	Dismiss	Other	Total
	0	0	0	0	5	2	7
Total Pending at End of Period							91
O'DONNELL, JENNIFER							
	Pending at Beg of Period		New Cases Filed	Cases Transferred In / Reactivated			Total
	80		3	0			83
Terminations							
	Bankruptcy	Default	RefVacated	Court Trial	Dismiss	Other	Total
	0	0	0	0	2	1	3
Total Pending at End of Period							80
O'DONNELL, JOHN P							
	Pending at Beg of Period		New Cases Filed	Cases Transferred In / Reactivated			Total
	53		12	0			65
Terminations							
	Bankruptcy	Default	RefVacated	Court Trial	Dismiss	Other	Total
	1	1	0	1	4	3	10
Total Pending at End of Period							55
RUSSO, JOHN J							
	Pending at Beg of Period		New Cases Filed	Cases Transferred In / Reactivated			Total
	56		10	1			67
Terminations							
	Bankruptcy	Default	RefVacated	Court Trial	Dismiss	Other	Total
	0	2	0	0	2	6	10
Total Pending at End of Period							57
RUSSO, NANCY MARGARET							
	Pending at Beg of Period		New Cases Filed	Cases Transferred In / Reactivated			Total
	56		10	0			66
Terminations							
	Bankruptcy	Default	RefVacated	Court Trial	Dismiss	Other	Total
	0	0	0	0	5	1	6
Total Pending at End of Period							60
SAFFOLD, JEFFREY P							
	Pending at Beg of Period		New Cases Filed	Cases Transferred In / Reactivated			Total
	61		10	1			72
Terminations							
	Bankruptcy	Default	RefVacated	Court Trial	Dismiss	Other	Total
	0	1	0	0	3	2	6
Total Pending at End of Period							66
SAFFOLD, SHIRLEY STRICKLAND							
	Pending at Beg of Period		New Cases Filed	Cases Transferred In / Reactivated			Total
	74		12	1			87
Terminations							
	Bankruptcy	Default	RefVacated	Court Trial	Dismiss	Other	Total
	0	0	0	0	0	2	2
Total Pending at End of Period							85
SANTOLI, ANDREW J.							

CUYAHOGA COUNTY COURT OF COMMON PLEAS

DATE: 07/10/2024
TIME: 09:34 AM

Foreclosure Statistics by Judge
Reporting Period: June 2024

PAGE: 5
CMSR1062

Judge							
	Pending at Beg of Period		New Cases Filed	Cases Transferred In / Reactivated			Total
	91		14	0			105
Terminations							
	Bankruptcy	Default	RefVacated	Court Trial	Dismiss	Other	Total
	1	3	0	0	5	3	12
	Total Pending at End of Period						93
SHAUGHNESSY, MICHAEL P							
	Pending at Beg of Period		New Cases Filed	Cases Transferred In / Reactivated			Total
	53		10	0			63
Terminations							
	Bankruptcy	Default	RefVacated	Court Trial	Dismiss	Other	Total
	0	2	0	0	1	9	12
	Total Pending at End of Period						51
SHEEHAN, BRENDAN J							
	Pending at Beg of Period		New Cases Filed	Cases Transferred In / Reactivated			Total
	34		3	0			37
Terminations							
	Bankruptcy	Default	RefVacated	Court Trial	Dismiss	Other	Total
	0	0	0	0	1	2	3
	Total Pending at End of Period						34
SUTULA, JOHN D							
	Pending at Beg of Period		New Cases Filed	Cases Transferred In / Reactivated			Total
	97		10	1			108
Terminations							
	Bankruptcy	Default	RefVacated	Court Trial	Dismiss	Other	Total
	0	4	0	0	5	5	14
	Total Pending at End of Period						94
SUTULA, KATHLEEN ANN							
	Pending at Beg of Period		New Cases Filed	Cases Transferred In / Reactivated			Total
	61		17	1			79
Terminations							
	Bankruptcy	Default	RefVacated	Court Trial	Dismiss	Other	Total
	0	3	0	0	3	7	13
	Total Pending at End of Period						66
SYNENBERG, JOAN							
	Pending at Beg of Period		New Cases Filed	Cases Transferred In / Reactivated			Total
	84		6	1			91
Terminations							
	Bankruptcy	Default	RefVacated	Court Trial	Dismiss	Other	Total
	0	2	0	0	1	7	10
	Total Pending at End of Period						81
TURNER, DEBORAH M							
	Pending at Beg of Period		New Cases Filed	Cases Transferred In / Reactivated			Total
	69		8	0			77
Terminations							
	Bankruptcy	Default	RefVacated	Court Trial	Dismiss	Other	Total
	0	1	0	0	2	4	7
	Total Pending at End of Period						70
VODREY, WILLIAM F. B.							

CUYAHOGA COUNTY COURT OF COMMON PLEAS

DATE: 07/10/2024
 TIME: 09:34 AM

Foreclosure Statistics by Judge
 Reporting Period: June 2024

PAGE: 6
 CMSR1062

Judge

	Pending at Beg of Period	New Cases Filed		Cases Transferred In / Reactivated			Total
	88	10		2			100
Terminations	Bankruptcy	Default	RefVacated	Court Trial	Dismiss	Other	Total
	0	0	0	0	2	0	2
	Total Pending at End of Period						98

Monthly Summary

MONTHLY SUMMARY

June 2024

NAME	PEND	ASSIGNED			TRIALS						DISP	PENDING				+ -
		CV	CR	TOT	JURY			COURT				CV	FR	CR	TOT	
Richard A. Bell	299	54	22	76	0	0	0	0	0	0	48	187	66	74	327	- 28
Deena R. Calabrese	385	54	26	80	0	0	0	0	0	0	85	186	80	114	380	+ 5
Maureen Clancy	355	54	34	88	0	1	1	1	0	1	71	184	76	112	372	- 17
Timothy W. Clary	444	54	37	91	0	0	0	0	1	1	83	251	64	137	452	- 8
Cassandra Collier-Willia	488	48	27	75	0	0	0	0	0	0	95	260	62	146	468	+ 20
Peter J. Corrigan	506	46	35	81	0	0	0	0	0	0	68	268	52	199	519	- 13
Nancy A. Fuerst	359	48	29	77	0	0	0	0	0	0	67	223	66	80	369	- 10
Steven E. Gall	466	52	37	89	0	1	1	0	0	0	70	253	59	173	485	- 19
Hollie L. Gallagher	374	52	30	82	0	1	1	2	0	2	79	195	62	120	377	- 3
Kelly A. Gallagher	459	48	33	81	0	0	0	0	0	0	73	294	82	91	467	- 8
Shannon M. Gallagher	383	51	21	72	0	0	0	0	0	0	68	205	70	112	387	- 4
Daniel Gaul	521	50	26	76	0	1	1	0	0	0	74	289	67	167	523	- 2
Emily Hagan	408	52	39	91	0	0	0	0	1	1	81	215	85	118	418	- 10
Kevin J. Kelley	488	48	32	80	0	0	0	0	0	0	94	233	79	162	474	+ 14
Ashley Kilbane	437	46	30	76	0	0	0	0	0	0	61	243	82	127	452	- 15
David T. Matia	425	49	32	81	0	0	0	0	0	0	39	266	94	107	467	- 42
Timothy McCormick	413	53	23	76	0	0	0	0	0	0	64	290	64	71	425	- 12
William T. McGinty	447	50	28	78	0	0	0	0	0	0	73	237	102	113	452	- 5
Sherrie Miday	439	54	28	82	0	0	0	0	0	0	71	234	80	136	450	- 11
Brian Mooney	442	48	33	81	0	0	0	0	1	1	42	237	91	153	481	- 39
Jennifer O'Donnell	442	48	35	83	0	1	1	0	0	0	39	249	80	157	486	- 44
John P. O'Donnell	386	46	29	75	0	0	0	1	0	1	67	212	55	127	394	- 8
John J. Russo	369	48	28	76	0	1	1	0	0	0	81	211	57	96	364	+ 5
Nancy Margaret Russo	250	51	27	78	0	0	0	0	1	1	73	127	59	69	255	- 5
Jeffrey P. Saffold	403	51	32	83	0	0	0	0	0	0	53	274	64	95	433	- 30
Shirley Strickland Saffold	424	53	29	82	0	0	0	0	0	0	72	234	85	115	434	- 10
Andrew J. Santoli	461	49	29	78	0	0	0	0	2	2	95	257	91	96	444	+ 17
Michael P. Shaughnessy	393	51	21	72	0	0	0	0	0	0	81	233	51	100	384	+ 9
Brendan J. Sheehan	169	28	8	36	0	0	0	0	0	0	25	118	34	28	180	- 11
John D. Sutula	593	50	39	89	0	4	4	0	0	0	97	236	94	255	585	+ 8
Kathleen Ann Sutula	517	52	31	83	0	0	0	0	1	1	56	266	64	214	544	- 27
Joan Synenberg	405	47	20	67	0	0	0	0	0	0	71	227	81	93	401	+ 4
Deborah M. Turner	453	50	34	84	0	1	1	0	0	0	74	253	70	140	463	- 10
William F.B. Vodrey	500	52	33	85	0	0	0	0	1	1	69	229	97	190	516	- 16
TOTALS	14303	1687	997	2684	0	11	11	4	8	12	2359	7876	2465	4287	14628	- 325

Year to Date Summary

SUMMARY FOR THE COURT

January - June 2024

NAME	PEND	ASSIGNED			TRIALS						DISP	PENDING				+ -
		CV	CR	TOT	JURY			COURT				CV	FR	CR	TOT	
					CV	CR	TOT	CV	CR	TOT		CV	FR	CR	TOT	
Richard A. Bell	319	307	169	476	0	7	7	1	0	1	468	187	66	74	327	- 8
Deena R. Calabrese	405	304	209	513	0	1	1	1	0	1	538	186	80	114	380	+ 25
Maureen Clancy	384	298	187	485	0	8	8	2	0	2	497	184	76	112	372	+ 12
Timothy W. Clary	441	300	197	497	1	3	4	3	1	4	486	251	64	137	452	- 11
Cassandra Collier-Willia	504	297	215	512	1	2	3	0	5	5	548	260	62	146	468	+ 36
Peter J. Corrigan	519	271	197	468	0	3	3	0	0	0	468	268	52	199	519	0
Nancy A. Fuerst	371	291	177	468	0	4	4	1	0	1	470	223	66	80	369	+ 2
Steven E. Gall	466	299	230	529	1	6	7	0	0	0	510	253	59	173	485	- 19
Hollie L. Gallagher	366	307	188	495	1	5	6	6	0	6	484	195	62	120	377	- 11
Kelly A. Gallagher	460	299	184	483	2	3	5	0	0	0	476	294	82	91	467	- 7
Shannon M. Gallagher	374	308	185	493	0	0	0	2	1	3	480	205	70	112	387	- 13
Daniel Gaul	509	301	222	523	0	3	3	0	1	1	509	289	67	167	523	- 14
Emily Hagan	420	301	196	497	1	1	2	1	3	4	499	215	85	118	418	+ 2
Kevin J. Kelley	501	294	185	479	1	6	7	0	4	4	506	233	79	162	474	+ 27
Ashley Kilbane	443	297	170	467	0	3	3	0	0	0	458	243	82	127	452	- 9
David T. Matia	415	296	163	459	0	1	1	0	0	0	407	266	94	107	467	- 52
Timothy McCormick	415	294	199	493	2	2	4	0	3	3	483	290	64	71	425	- 10
William T. McGinty	455	300	200	500	0	2	2	1	5	6	503	237	102	113	452	+ 3
Sherrie Miday	421	303	196	499	0	1	1	0	2	2	470	234	80	136	450	- 29
Brian Mooney	466	292	178	470	1	1	2	0	2	2	455	237	91	153	481	- 15
Jennifer O'Donnell	475	305	188	493	1	2	3	0	2	2	482	249	80	157	486	- 11
John P. O'Donnell	419	294	189	483	3	4	7	1	1	2	508	212	55	127	394	+ 25
John J. Russo	387	278	202	480	0	4	4	0	2	2	503	211	57	96	364	+ 23
Nancy Margaret Russo	246	310	171	481	1	3	4	0	2	2	472	127	59	69	255	- 9
Jeffrey P. Saffold	500	291	177	468	2	2	4	0	3	3	535	274	64	95	433	+ 67
Shirley Strickland Saffold	375	298	188	486	0	3	3	0	0	0	427	234	85	115	434	- 59
Andrew J. Santoli	431	300	196	496	1	1	2	0	2	2	483	257	91	96	444	- 13
Michael P. Shaughnessy	364	296	179	475	0	2	2	0	0	0	455	233	51	100	384	- 20
Brendan J. Sheehan	180	154	64	218	1	0	1	2	0	2	218	118	34	28	180	0
John D. Sutula	572	298	237	535	1	7	8	0	2	2	522	236	94	255	585	- 13
Kathleen Ann Sutula	546	297	206	503	0	2	2	0	1	1	505	266	64	214	544	+ 2
Joan Synenberg	423	293	199	492	0	1	1	0	1	1	514	227	81	93	401	+ 22
Deborah M. Turner	493	303	199	502	1	2	3	0	3	3	532	253	70	140	463	+ 30
William F.B. Vodrey	495	295	214	509	2	5	7	0	2	2	488	229	97	190	516	- 21
TOTALS	14560	9971	6456	16427	24	100	124	21	48	69	16359	7876	2465	4287	14628	- 68

Corrections/Adjustments