



CUYAHOGA COUNTY COMMON PLEAS COURT

***Statistics Report
May 2024***

***Brendan J. Sheehan
Administrative and Presiding Judge***

TABLE OF CONTENTS

Criminal Statistics

Newly Filed, Re-Activated and Transferred in Cases _____ 4

Yearly Criminal Terminations _____ 5

Pending Criminal Cases End of Period _____ 6

Clearance Rate _____ 7

Arrest to Disposition Timeline _____ 8

Average Arrest to Disposition Timeline (Jail Cases) _____ 9

Average Arrest to Disposition Timeline (Non-Jail Cases) _____ 10

Average Arrest to Disposition Timeline (Jail and Non-Jail Cases) _____ 11

Yearly Average Arrest to Disposition Timeline _____ 12

Indictments and Informations Filed With the Clerk of Courts _____ 13

Bail Case Arraignment Activity _____ 14

Overall Arraignment Statistics _____ 15

Foreclosure Statistics

Total Pending Judicial Foreclosure Cases Referred to Magistrates _____ 17

Total Pending Tax Lien & Certificate Cases Referred to Magistrates _____ 18

Percentage of Pending Judicial Foreclosure Cases By Filing Year _____ 19

Judicial Foreclosure Clearance Rate Year 2024 _____ 20

Avg. Number of Days to Disp. (Excl. Bank. Stays & Tax Lien & Tax Cert.) _____ 21

Avg. Number of Days to Disp. (Excl. Bank. Stays & Incl. Tax Lien & Tax Cert.) _____ 22

Total New Judicial Foreclosure Filings _____ 23

New Marsh of Lien/Quiet Title/Partition Case Filings for Years 2011 – 2024 YTD _____ 23

New Marsh of Lien/Quiet Title/Partition Case Filings by month for 2024 YTD _____ 24

New Tax Lien & Certificate Filings for Years 2011 – 2024 YTD _____ 25

New Tax Lien & Certificate Filings by Month for Year 2024 YTD _____ 25

Total New Judicial Foreclosure Filings Years 2011 – 2024 YTD _____ 26

Total New Judicial Foreclosure Filings by Month for Year 2024 YTD _____ 26

Magistrate's Monthly Reports _____ 27

Report CMSR1062 - Judicial Foreclosure Statistics by Judge _____ 35

Monthly Summary _____ 41

Year to Date Summary _____ 43

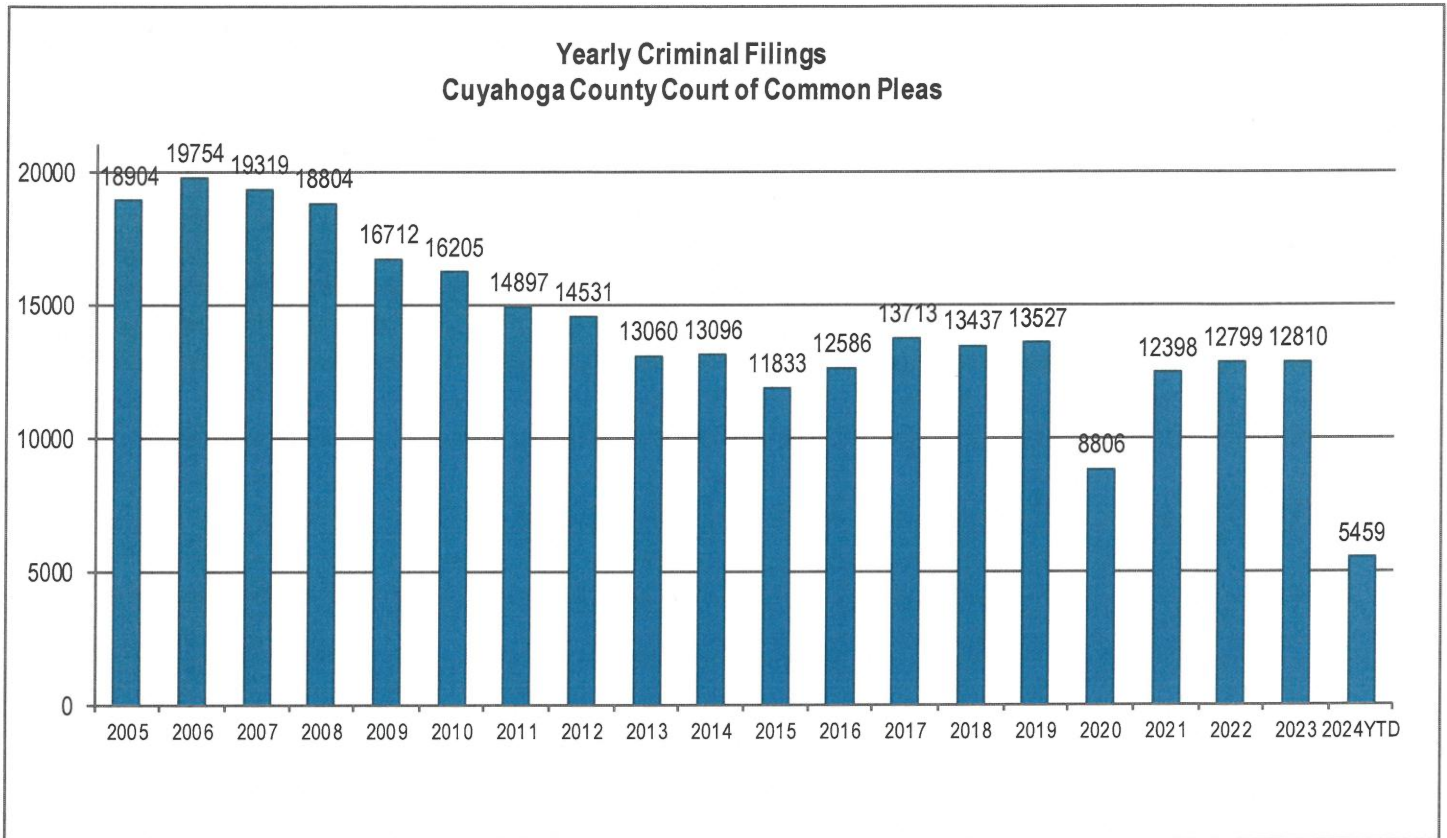
Corrections/Adjustments _____ 45

Criminal Case Statistics

CUYAHOGA COUNTY COMMON PLEAS COURT

Newly Filed, Re-Activated and Transferred in Cases

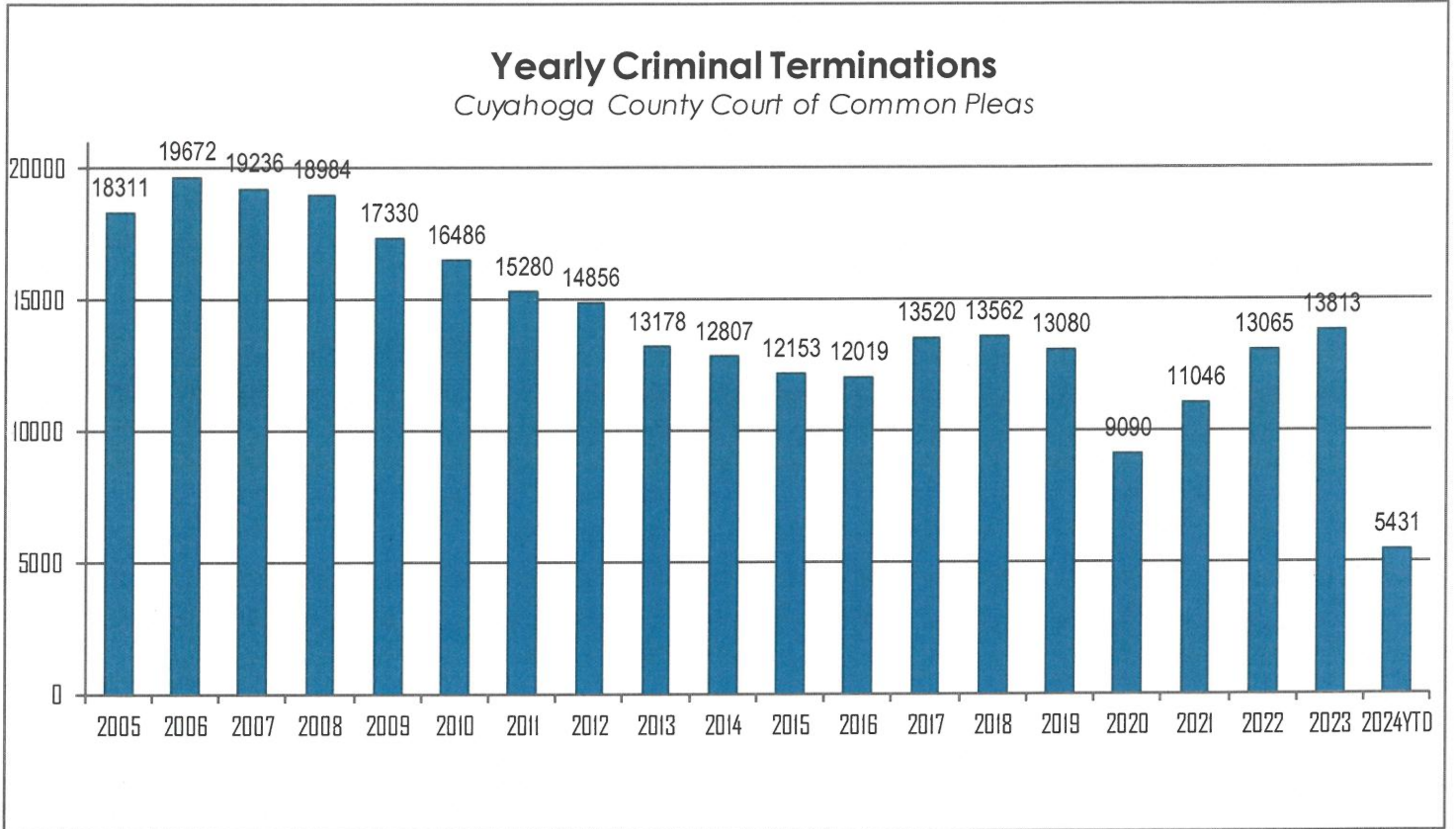
The following chart is a representation of all filed cases in Cuyahoga County Court of Common Pleas from 2005 – May 2024. Newly filed cases are defined as having been arraigned and assigned to a Judge. Re-activated cases are defined as cases where a defendant was unavailable for trial and has now become ready to proceed. Transferred cases are defined as cases moved from one judge's docket to another. This could be due to re-assignment to a Mental Health Judge or after additional information indicates that by Court rule, the case should have been assigned to another Judge.



CUYAHOGA COUNTY COMMON PLEAS COURT

Yearly Criminal Terminations

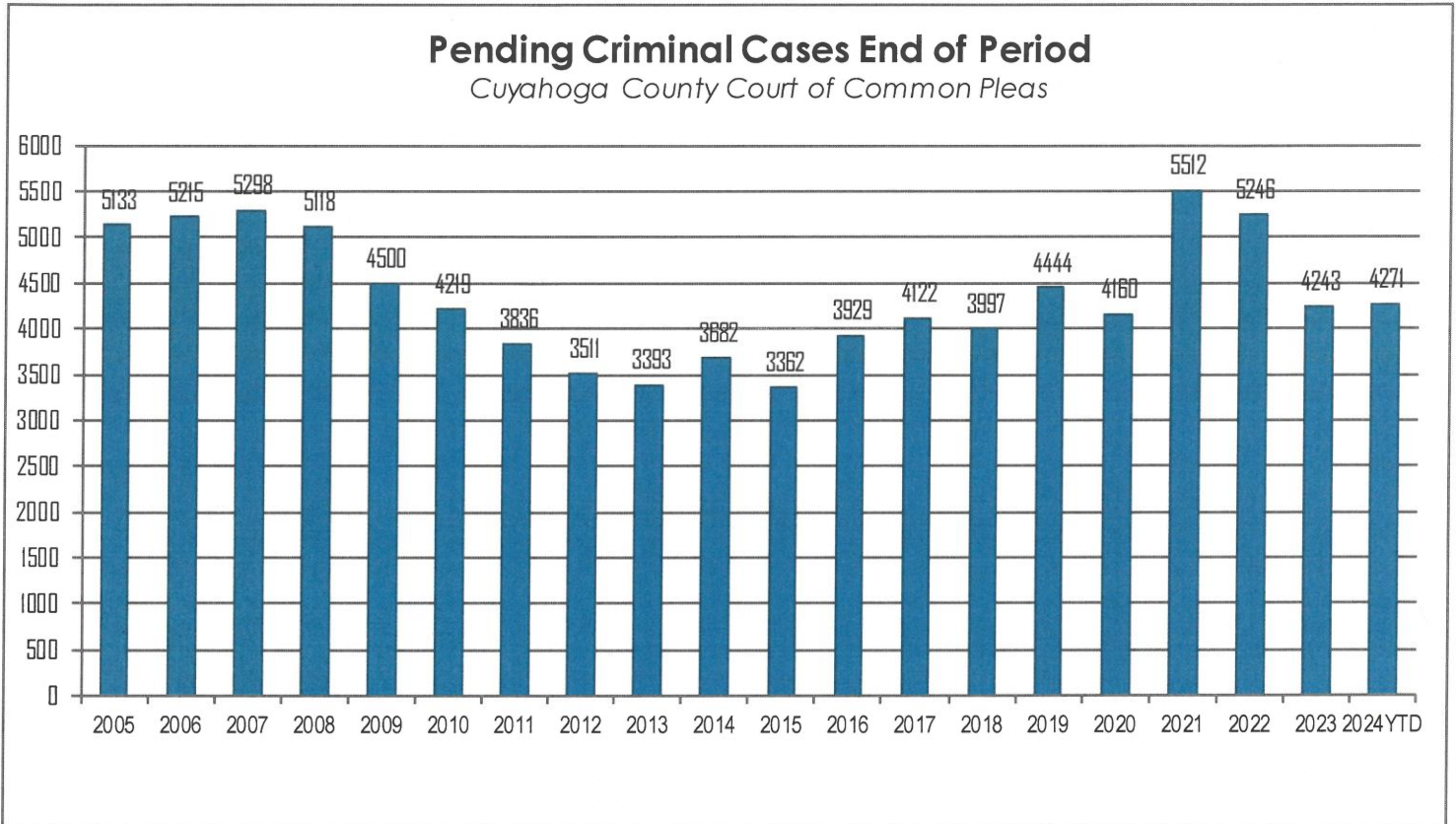
The following chart represents cases that have been terminated by the court from 2005 – May 2024. These cases have been terminated either by trial; plea, dismissal or a defendant is unavailable for trial or sentencing.



CUYAHOGA COUNTY COMMON PLEAS COURT

Pending Criminal Cases End of Period

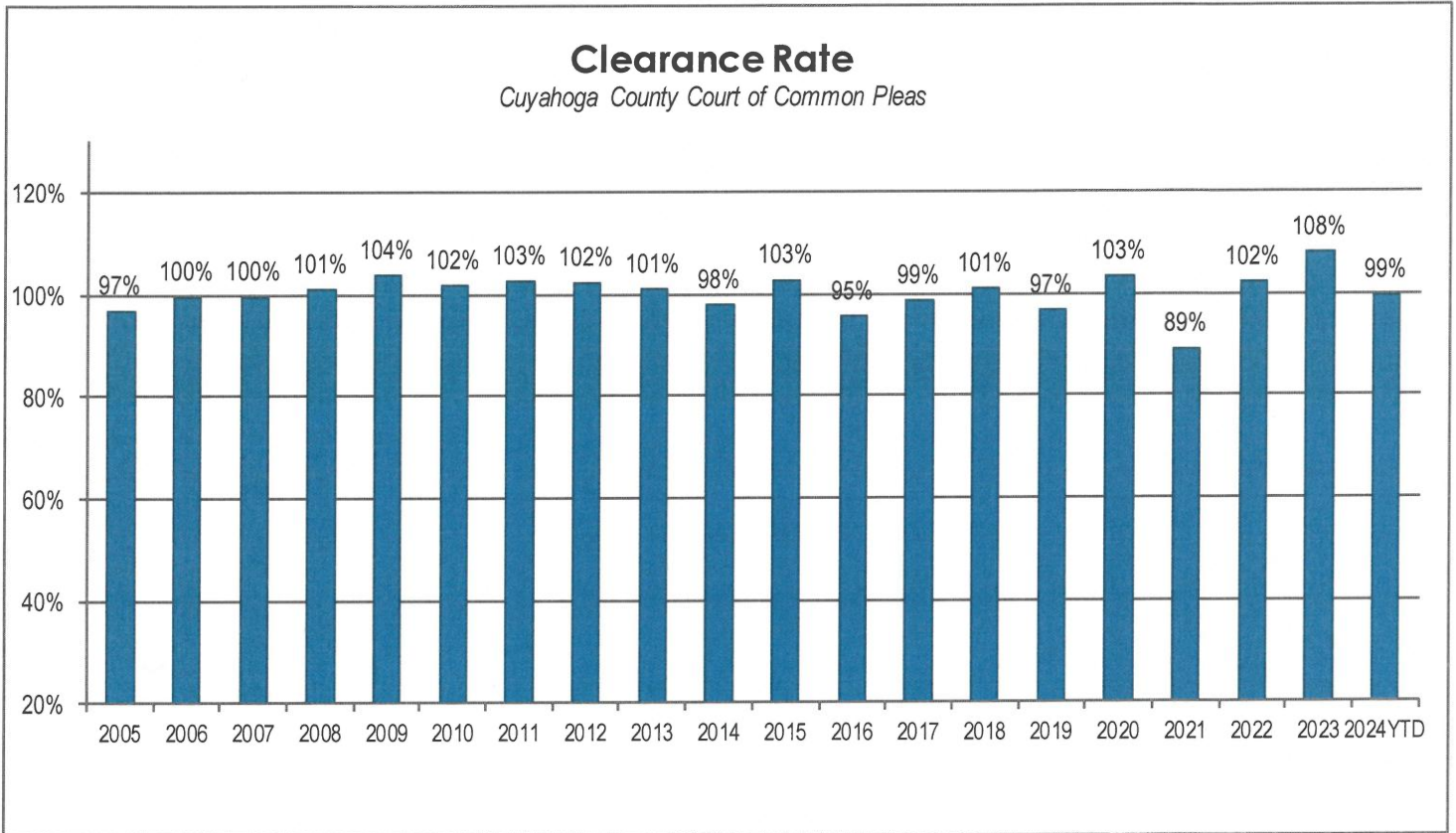
The following chart represents the total number of cases pending at the end of the reporting period from 2005 – May 2024. Pending criminal cases at the end of the period is determined by adding the total number of pending cases at the beginning of the reporting period, and all newly filed, re-activated and transferred in cases. The total number of cases terminated in the period is subtracted from the sum total pending at the beginning of the period to give the value pending at the end of the period.



CUYAHOGA COUNTY COMMON PLEAS COURT

Clearance Rate

The Clearance Rate is the total number of outgoing cases as a percentage of the number of incoming cases. Clearance rate measures whether the court is keeping up with its incoming caseload. If cases are not disposed in a timely manner, a backlog of cases awaiting disposition will grow. A Clearance Rate of 100% indicates that at least as many cases have been filed, reopened, or reactivated in a period have been disposed.



Arrest to Disposition Timeline

Arrest to disposition timeline is a method to measure how felony cases flow through the Cuyahoga County Criminal Justice System. By capturing how long a case takes to move from stage to stage, we can examine where problems may exist and where potential improvements in case processing can be made.

The source data was extracted from the Cuyahoga County Court of Common Pleas Case Management System. The overall population of sample data was based on cases terminated in a given month excluding cases that have gone through diversion programs. A case is defined as a defendant and all charges involved in a single incident. The period for the extracted data is from May 2024.

The stages examined were:

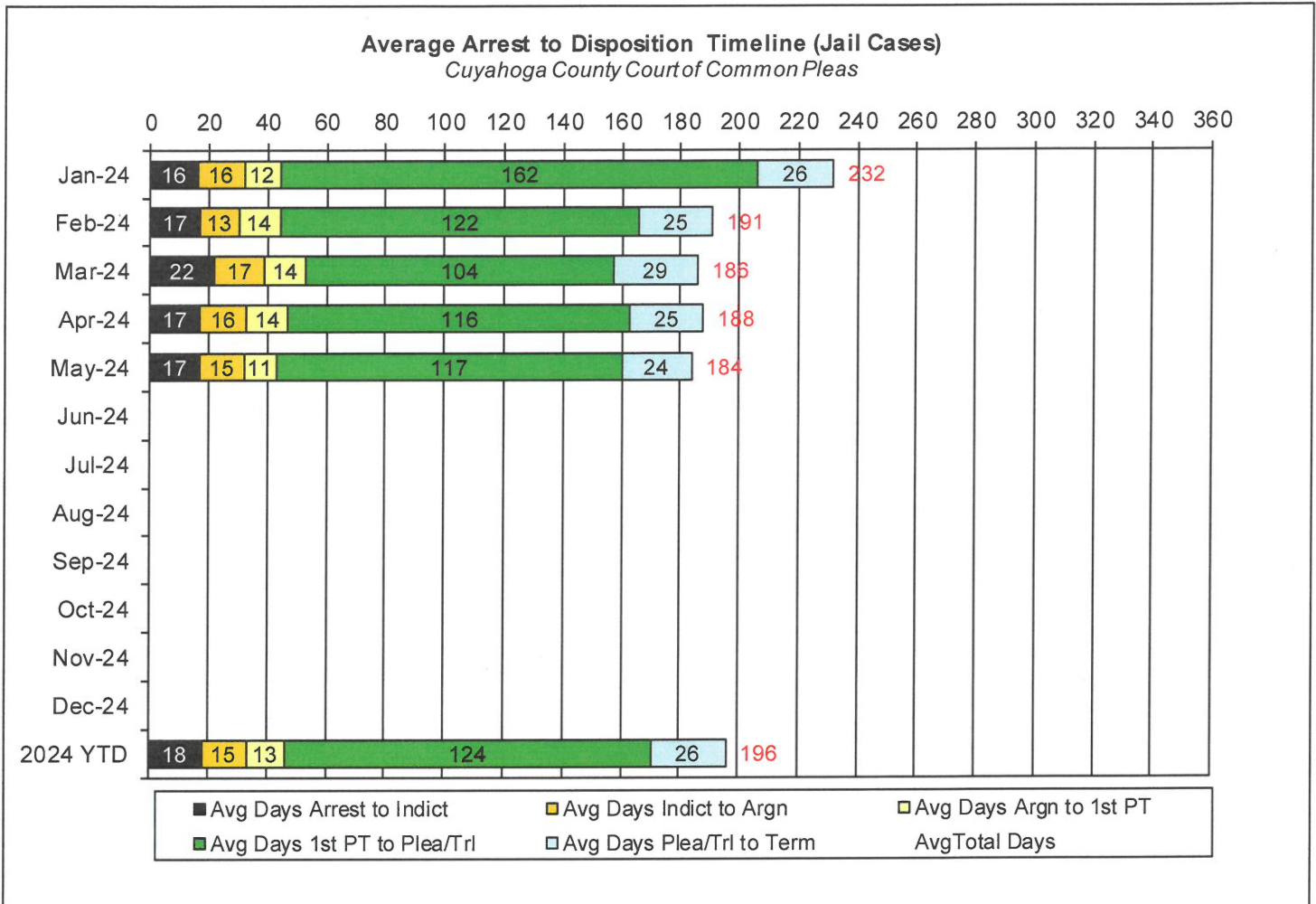
Arrest to Indictment
Indictment to Arraignment
Arraignment to 1st Pre-Trial
1st Pre-Trial to Plea/Trial
Plea/Trial to Termination

Due to the fact that each case may or may not have all of the stage date elements, a method to arrive at stage averages was applied. For a case to be included in the average for a stage there would need to be both dates for the given stage. A case would be included in the Arrest to Indictment stage if both arrest date and indictment date were available. This method was applied to each of the five stages. Next we calculated the total number of cases that met the date criteria for each of the ranges and also the total number of days between each date. To arrive at an average, the total number of days for each case in each range was calculated and divided by the total number of cases that met the date criteria. If a case had a time period or periods where the defendant was capiased or referred to the Psych Clinic, that amount of time was subtracted from the appropriate range. For re-indicted cases, the original arrest date is used.

The following three charts are for Jail, Non-Jail and combined Jail and Non-Jail cases. Jail and Non-Jail cases are defined by the posting of bond prior to plea or trial.

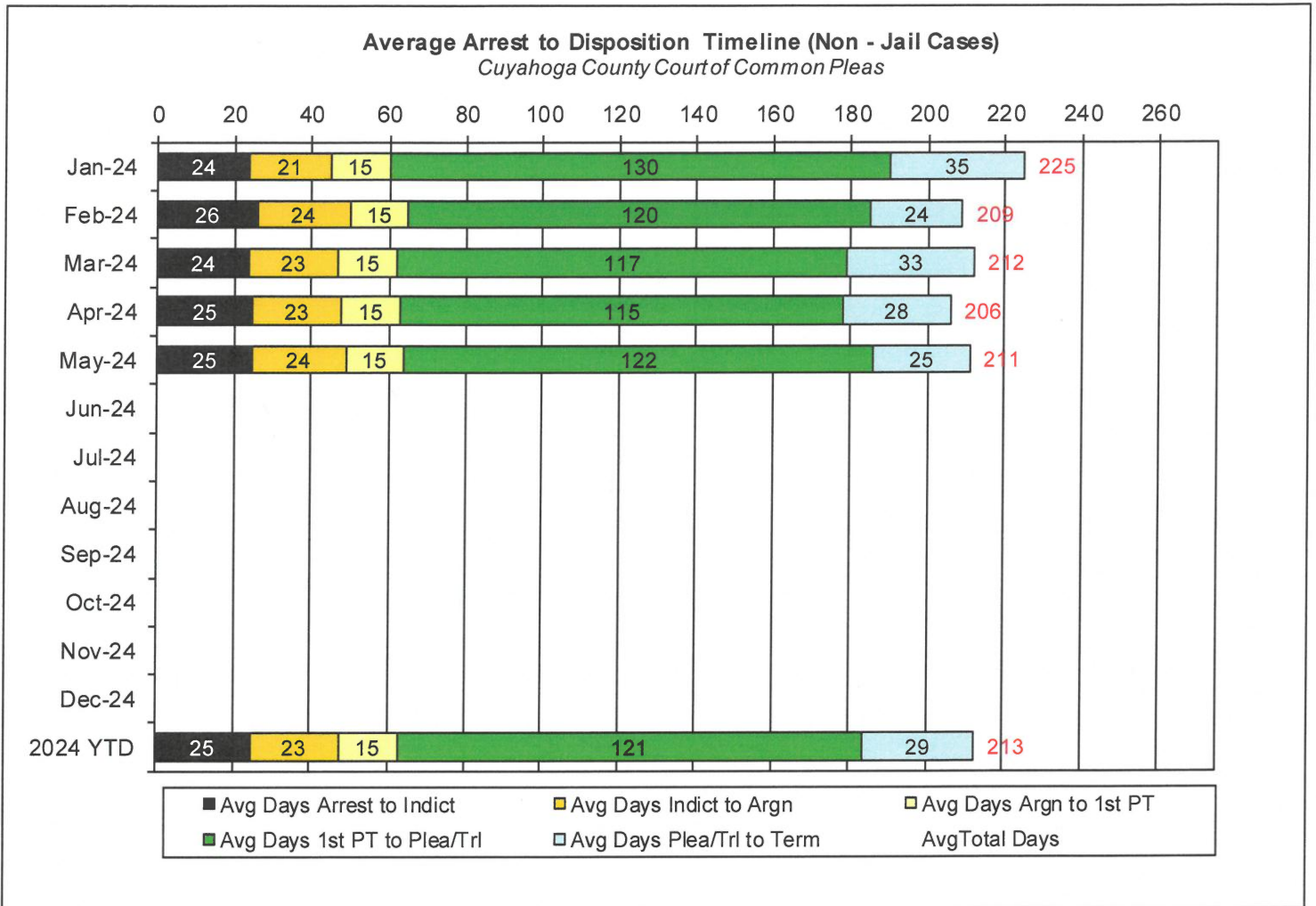
CUYAHOGA COUNTY COMMON PLEAS COURT

Average Arrest to Disposition Timeline (Jail Cases)



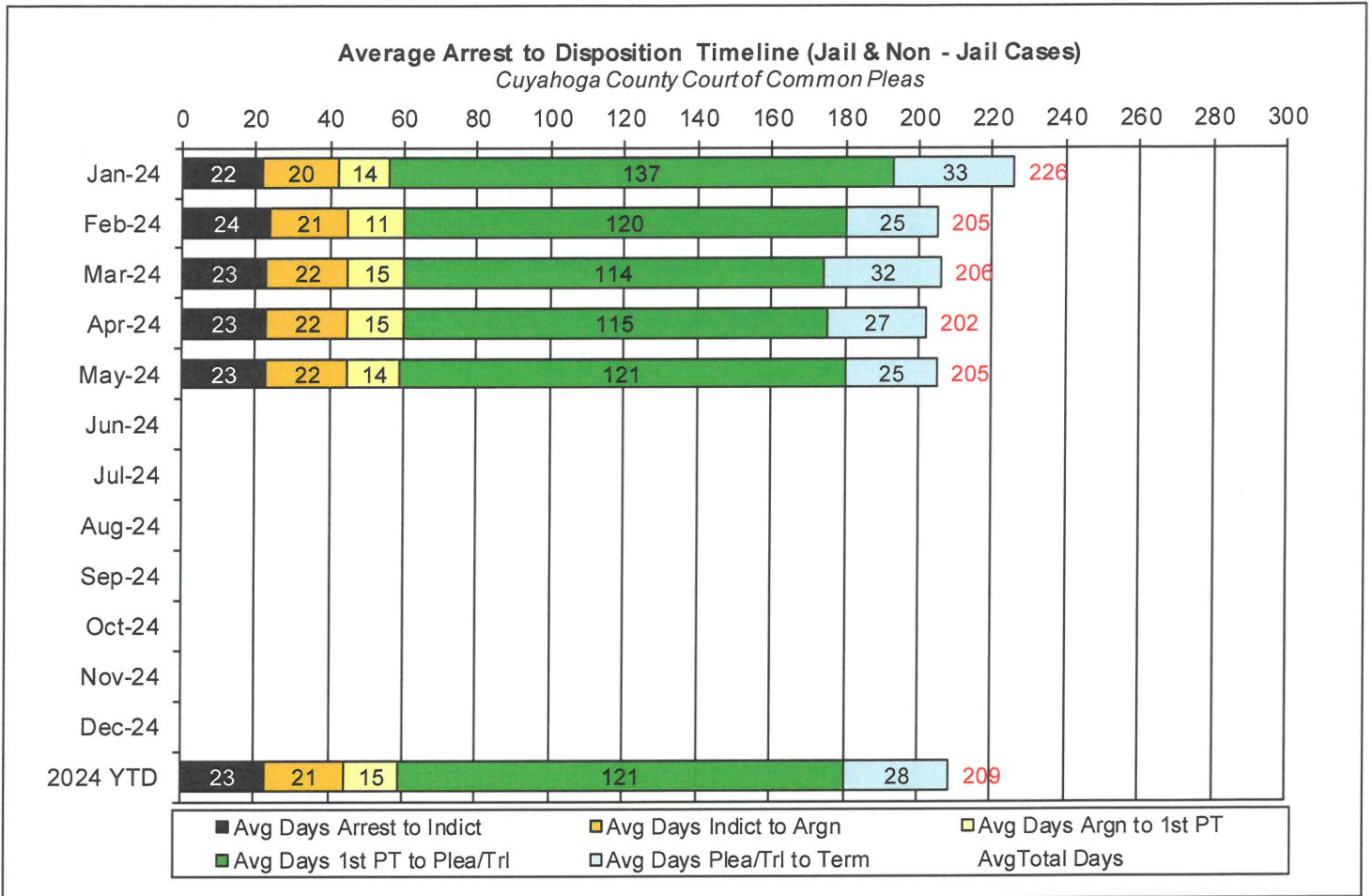
CUYAHOGA COUNTY COMMON PLEAS COURT

Average Arrest to Disposition Timeline (Non-Jail Cases)



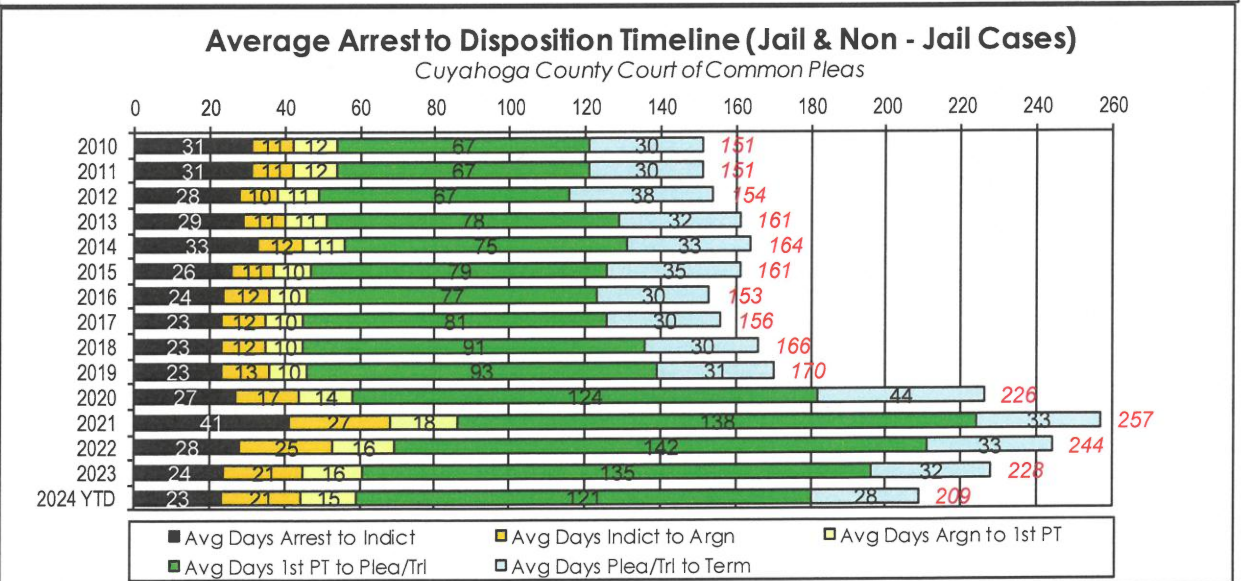
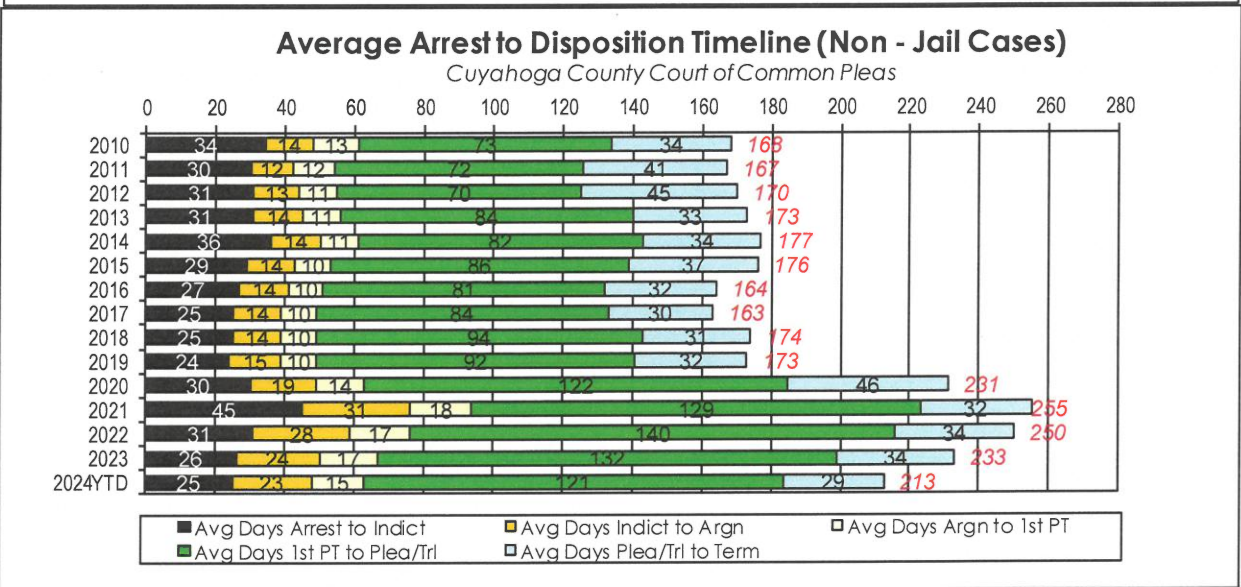
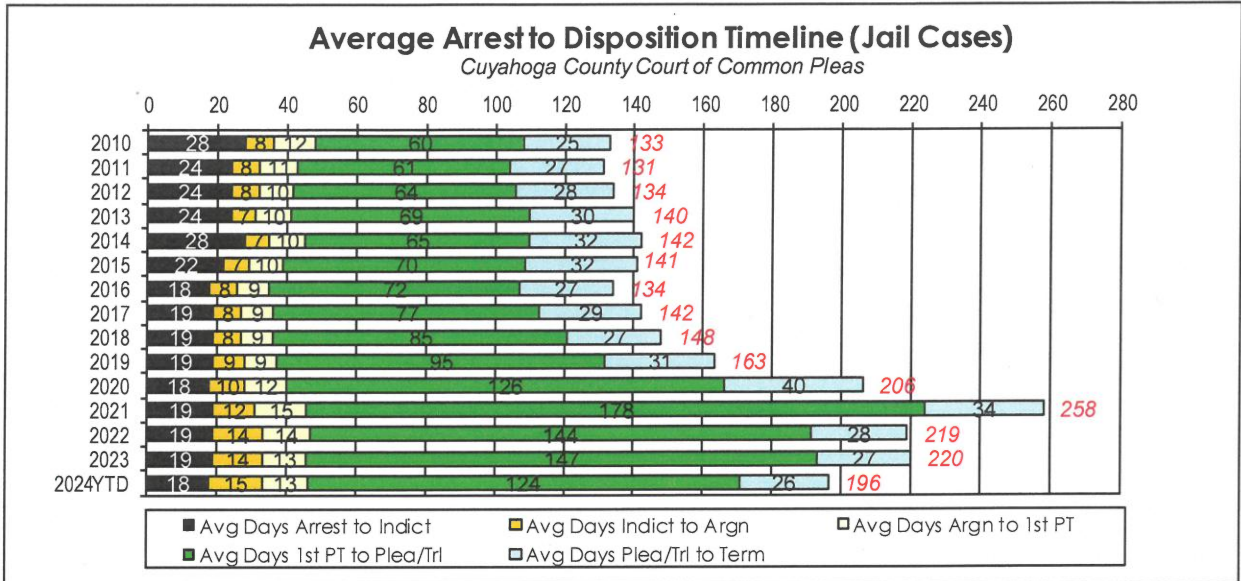
CUYAHOGA COUNTY COMMON PLEAS COURT

Average Arrest to Disposition Timeline (Jail and Non-Jail Cases)



CUYAHOGA COUNTY COMMON PLEAS COURT

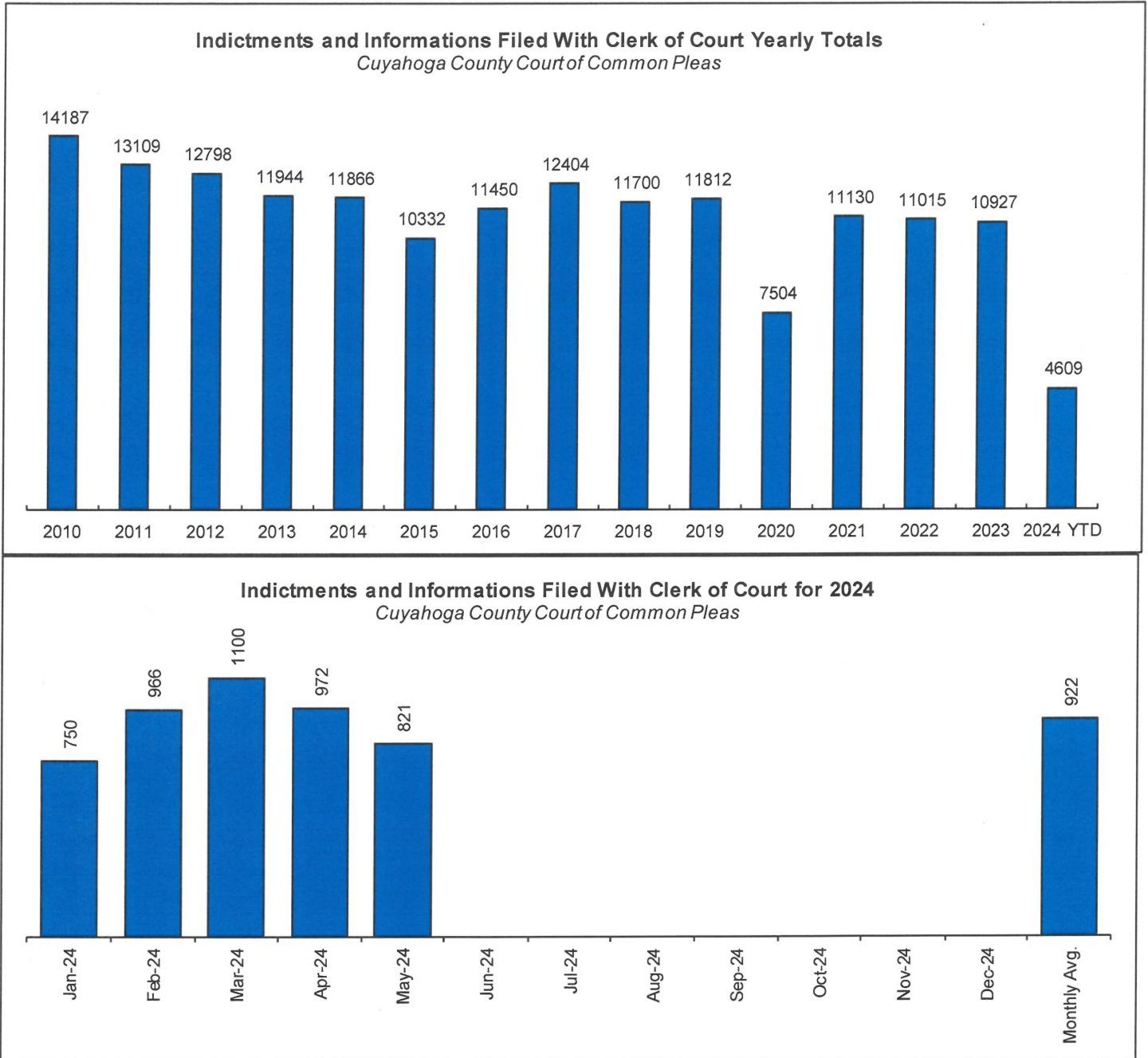
Yearly Average Arrest to Disposition Timeline



CUYAHOGA COUNTY COMMON PLEAS COURT

Indictments and Informations Filed With the Clerk of Courts

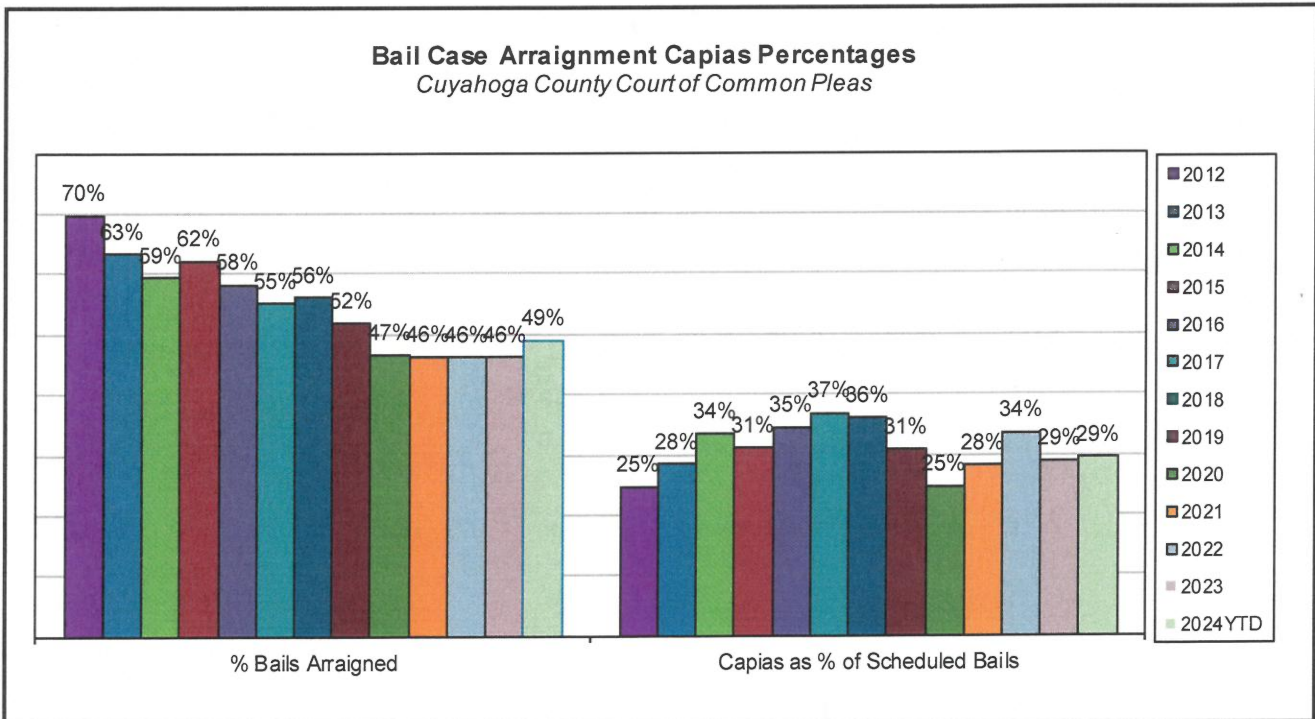
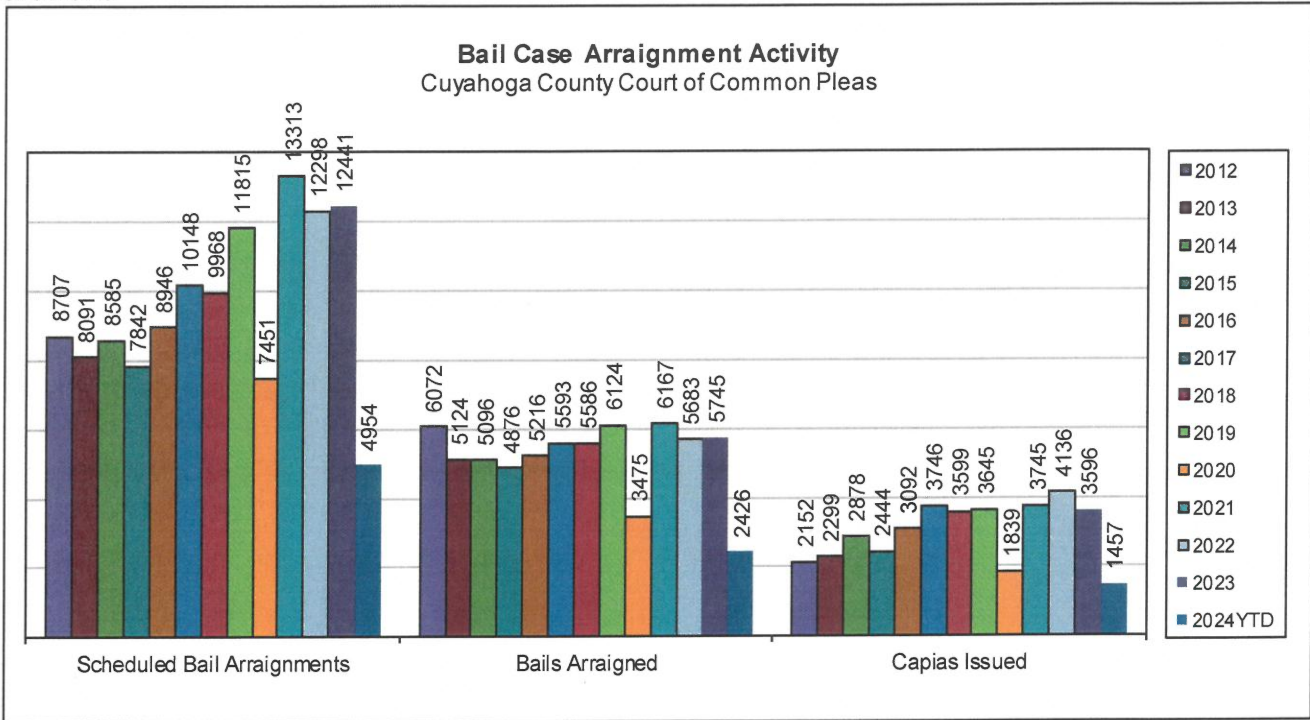
The following charts are reflective of Indictments and Informations filed with the Criminal Clerk of Courts from 2010. The source for this information was the Criminal Clerk's Office.



CUYAHOGA COUNTY COMMON PLEAS COURT

Bail Case Arraignment Activity

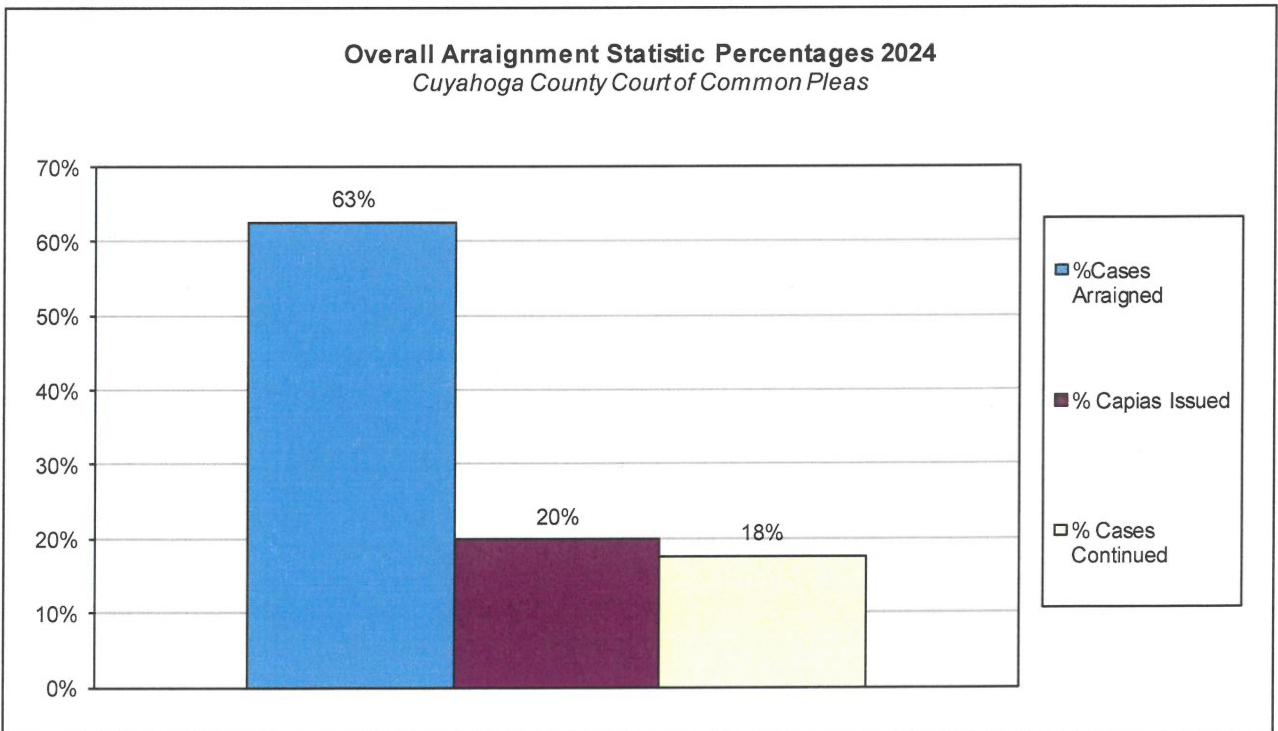
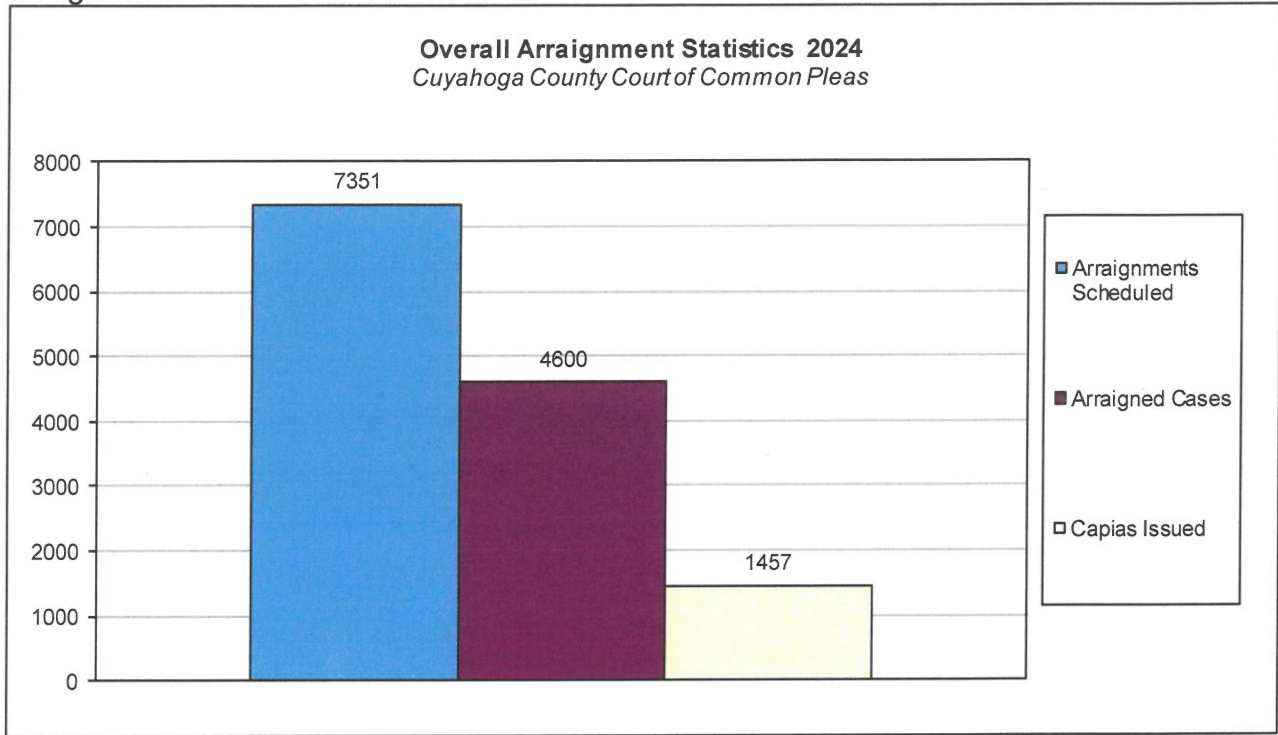
The following charts are reflective of arraignment activity where the defendant was not incarcerated at the time of arraignment. The source for this information was the Criminal Records Department.



CUYAHOGA COUNTY COMMON PLEAS COURT

Overall Arraignment Statistics

The arraignment statistics were provided by the Criminal Records Department. They are provided to give a representation of arraignment activity in the Court in 2024. These statistics include jail and non – jail arraignments.



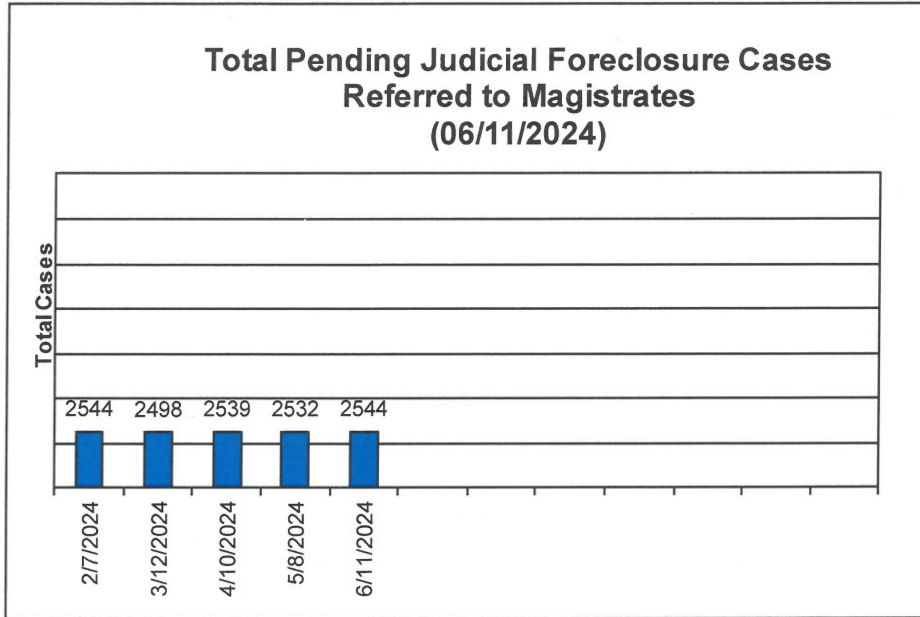
Judicial Foreclosure Statistics¹

¹ For clarification purposes, Foreclosure cases in this report are identified as Judicial Foreclosure filings (filing codes 1460 (Foreclosure Marsh. Of Lien), 1465(Tax Lien), 1466 (Tax Certificate), 1470 (Quiet Title), and 1480 (Partition)). These cases are different from Board of Revision Foreclosures, which are not reported here.

CUYAHOGA COUNTY COMMON PLEAS COURT

Total Pending Judicial Foreclosure Cases Referred to Magistrates

The following chart is a display of the total number of pending Judicial Foreclosure cases referred to the Magistrates on specific dates. The table below shows the number of these cases pending from each year since 2012.

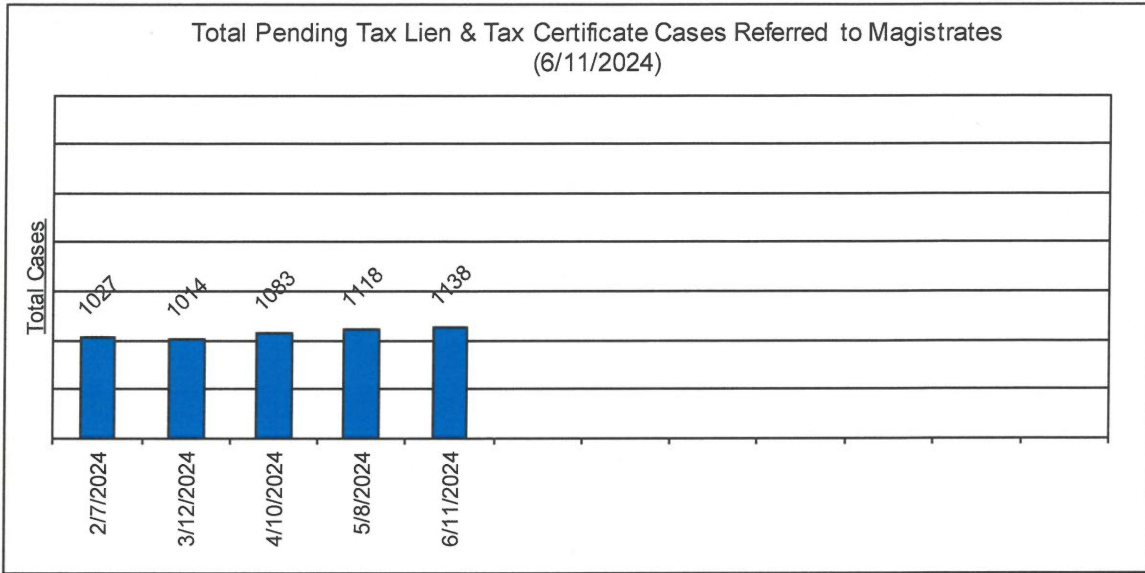


	As of:	2/7/2024	3/12/2024	4/10/2024	5/8/2024	6/11/2024							
Year													
2006					1	0							
2011		1	1	0	0	1							
2012		1	0	0	0	0							
2014		0	1	0	0	0							
2015		1	1	1	1	0							
2016		2	2	2	2	3							
2017		1	1	1	1	1							
2018		7	8	7	6	5							
2019		8	7	8	8	12							
2020		10	9	5	2	0							
2021		16	14	12	11	10							
2022		117	95	75	57	45							
2023		1966	1557	1310	1012	790							
2024		414	802	1118	1432	1677							
Total		2544	2498	2539	2532	2544							

CUYAHOGA COUNTY COMMON PLEAS COURT

Total Pending Tax Lien & Certificate Cases Referred to Magistrates

The following chart is a display of the number of pending tax Judicial Foreclosure cases referred to the Magistrates on specific dates. The table below shows the number of pending tax Judicial Foreclosure cases in each year since 2010.

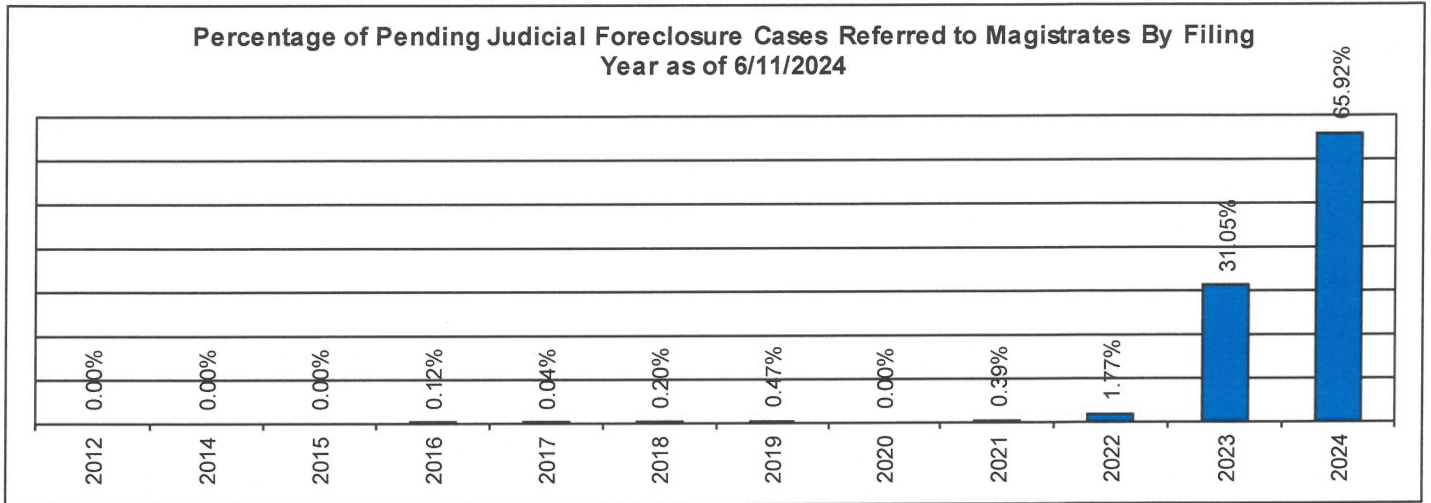


	As of:	2/7/2024	3/12/2024	4/10/2024	5/8/2024	6/11/2024							
Year													
2006					1	0							
2010		1	1	1	1	1							
2011		1	1	0	0	0							
2012		1	0	0	0	0							
2014		0	1	0	0	0							
2015		2	2	2	2	2							
2016		3	3	3	3	4							
2018		2	5	4	3	2							
2019		1	4	4	3	3							
2020		5	4	3	1	0							
2021		9	7	5	5	6							
2022		15	13	9	6	7							
2023		855	680	578	437	313							
2024		132	293	474	657	800							
Total		1027	1014	1083	1118	1138							

CUYAHOGA COUNTY COMMON PLEAS COURT

Percentage of Pending Judicial Foreclosure Cases By Filing Year

The following chart is a representation of the total number of pending Judicial Foreclosure cases by filing year expressed as a percentage on a specific date. The table below is the supporting data for this chart.

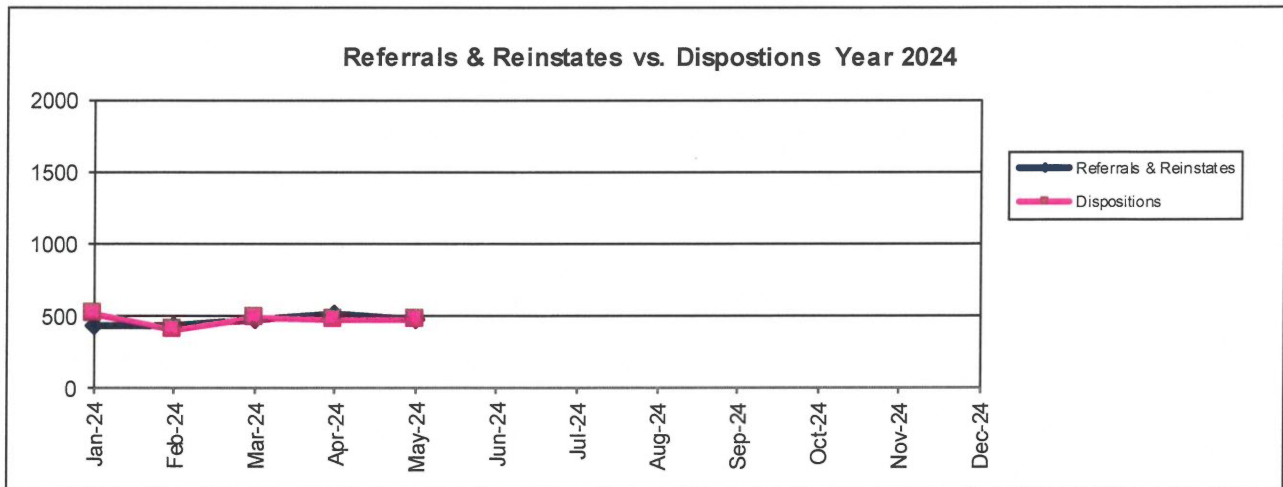
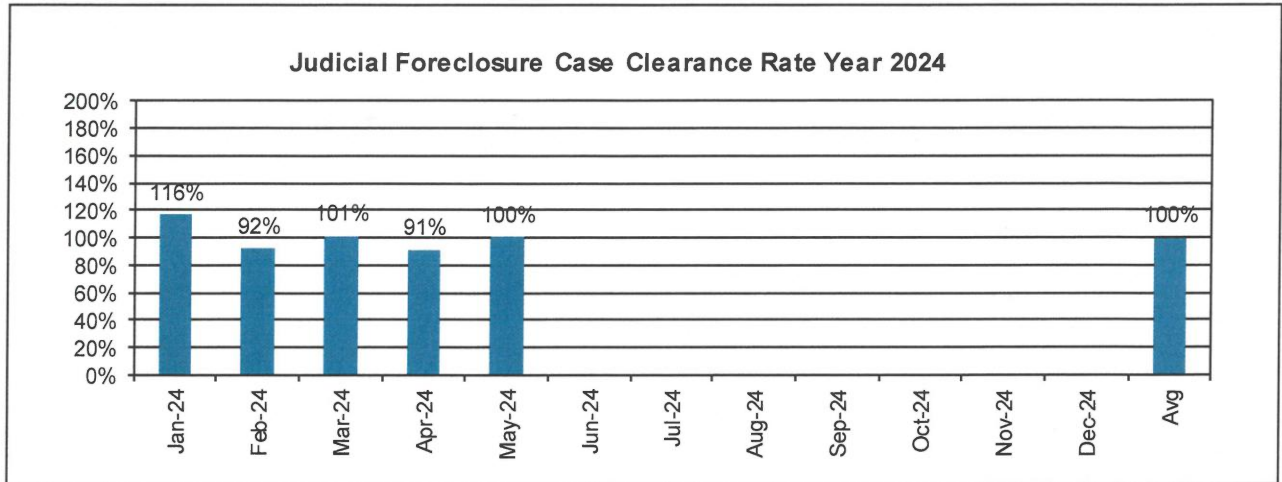


	As of:	6/11/2024	% of Total
Year			
2006		0	0.00%
2011		1	0.04%
2012		0	0.00%
2014		0	0.00%
2015		0	0.00%
2016		3	0.12%
2017		1	0.04%
2018		5	0.20%
2019		12	0.47%
2020		0	0.00%
2021		10	0.39%
2022		45	1.77%
2023		790	31.05%
2024		1677	65.92%
Total		2544	100.00%

CUYAHOGA COUNTY COMMON PLEAS COURT

Judicial Foreclosure Clearance Rate Year 2024

The Clearance Rate is the number of outgoing cases as a percentage of the number of incoming cases. Clearance rate measures whether the court is keeping up with its incoming caseload. If cases are not disposed in a timely manner, a backlog of cases awaiting disposition will grow. A Clearance Rate of 100% indicates that at least as many cases as have been filed, reopened, or reactivated in a period have been disposed.

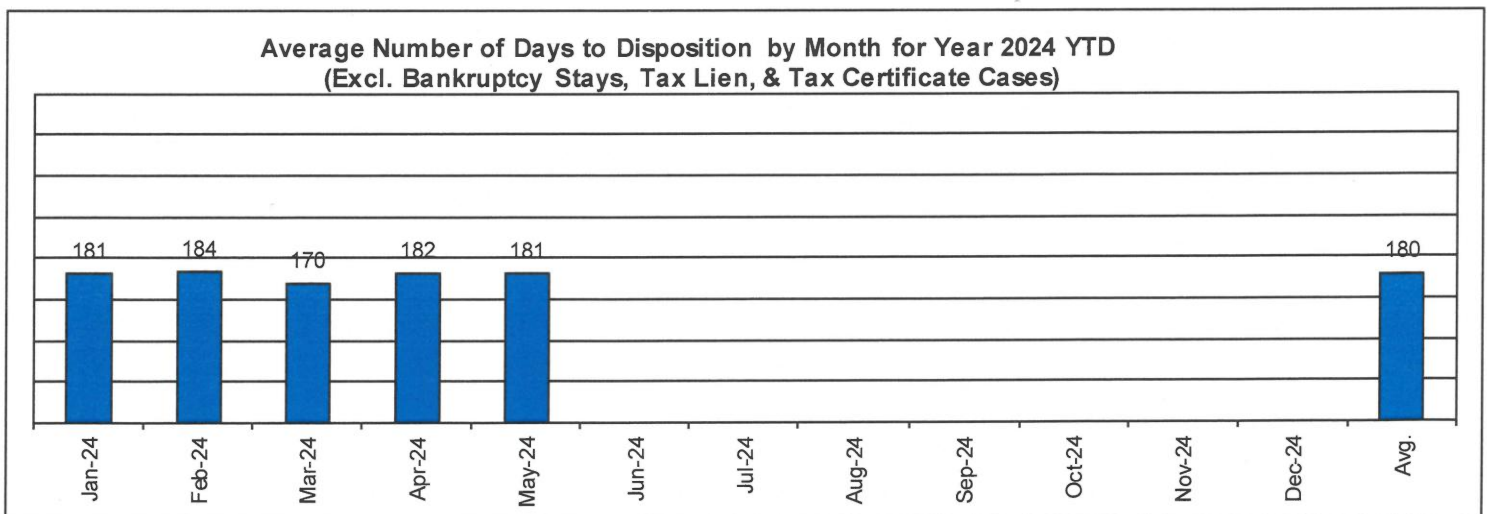
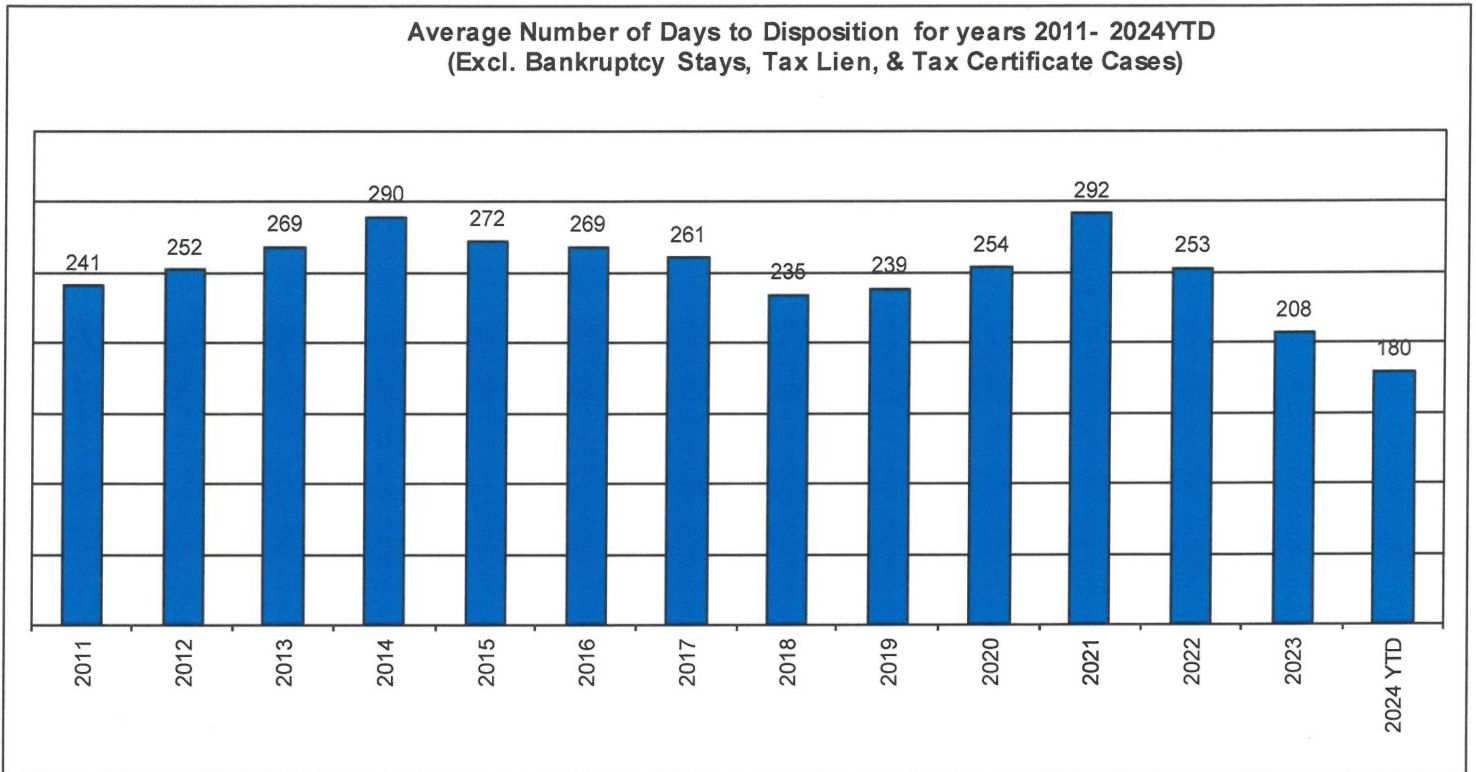


	Referrals & Reinstates	Dispositions	Clearance Rate
Jan-24	438	509	116%
Feb-24	439	403	92%
Mar-24	476	482	101%
Apr-24	521	475	91%
May-24	473	474	100%
Jun-24			
Jul-24			
Aug-24			
Sep-24			
Oct-24			
Nov-24			
Dec-24			
Avg	469	469	100%
Total	2347	2343	

CUYAHOGA COUNTY COMMON PLEAS COURT

Avg. Number of Days to Disp. (Excl. Bank. Stays & Tax Lien & Tax Cert.)

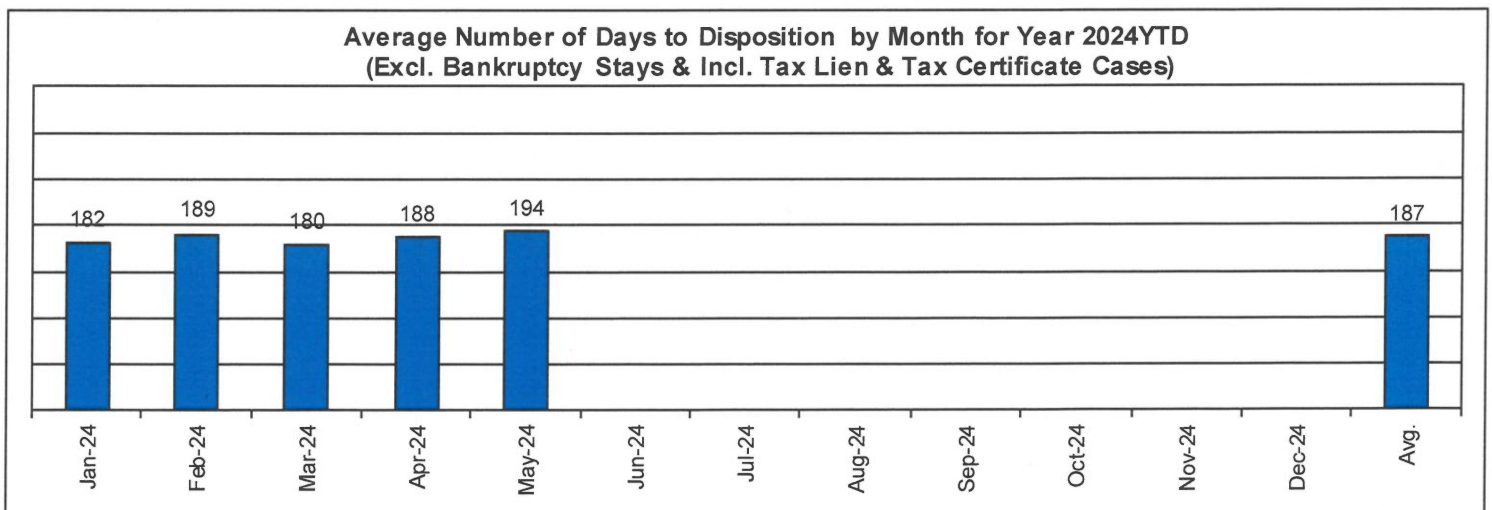
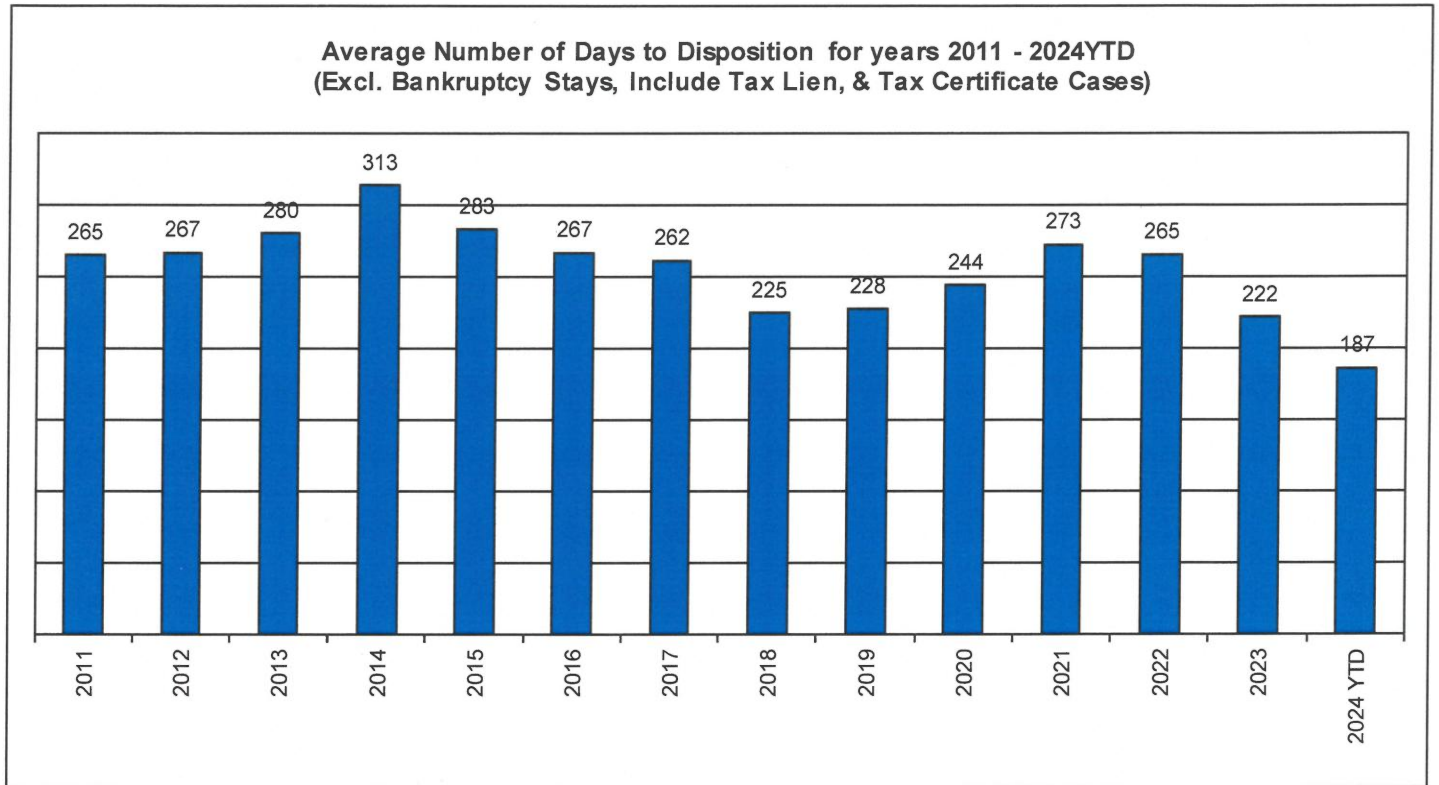
The average number of days to disposition is the number of days from filing to a final disposition entry being filed with the Clerk of Court. The data sample is based on all judicial foreclosure cases terminated by decree or dismissal (cases terminated by bankruptcy are not included) in a month. Each case is examined to determine the number of days between filing and termination with the periods that a case may have been in bankruptcy subtracted. Adding the total days of all of the cases minus bankruptcy periods and dividing by the total number of cases calculates the average. In the following chart, tax judicial foreclosure cases are excluded.



CUYAHOGA COUNTY COMMON PLEAS COURT

Avg. Number of Days to Disp. (Excl. Bank. Stays & Incl. Tax Lien & Tax Cert.)

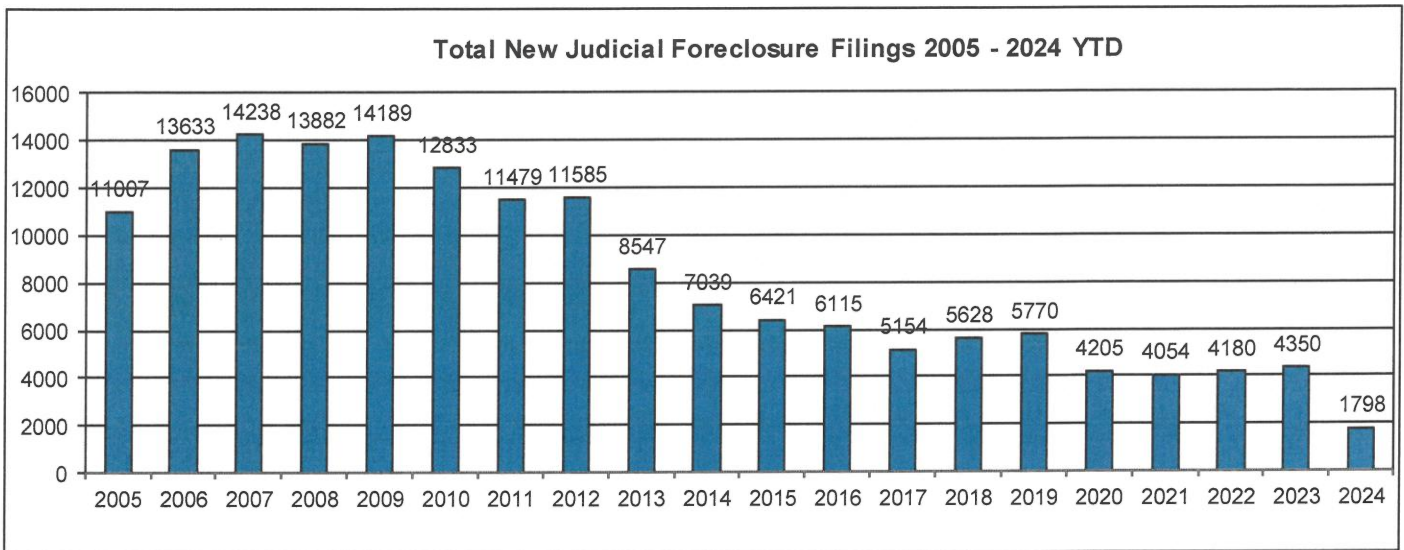
The average number of days to disposition is the number of days from filing to a final disposition entry being filed with the Clerk of Court. The data sample is based on all Judicial Foreclosure cases terminated by decree or dismissal (cases terminated by bankruptcy are not included) in a month. Each case is examined to determine the number of days between filing and termination with the periods that a case may have been in bankruptcy subtracted. Adding the total days of all of the cases minus bankruptcy periods and dividing by the total number of cases calculates the average. In the following chart, all types of Judicial Foreclosure cases are included.



Total New Judicial Foreclosure Filings

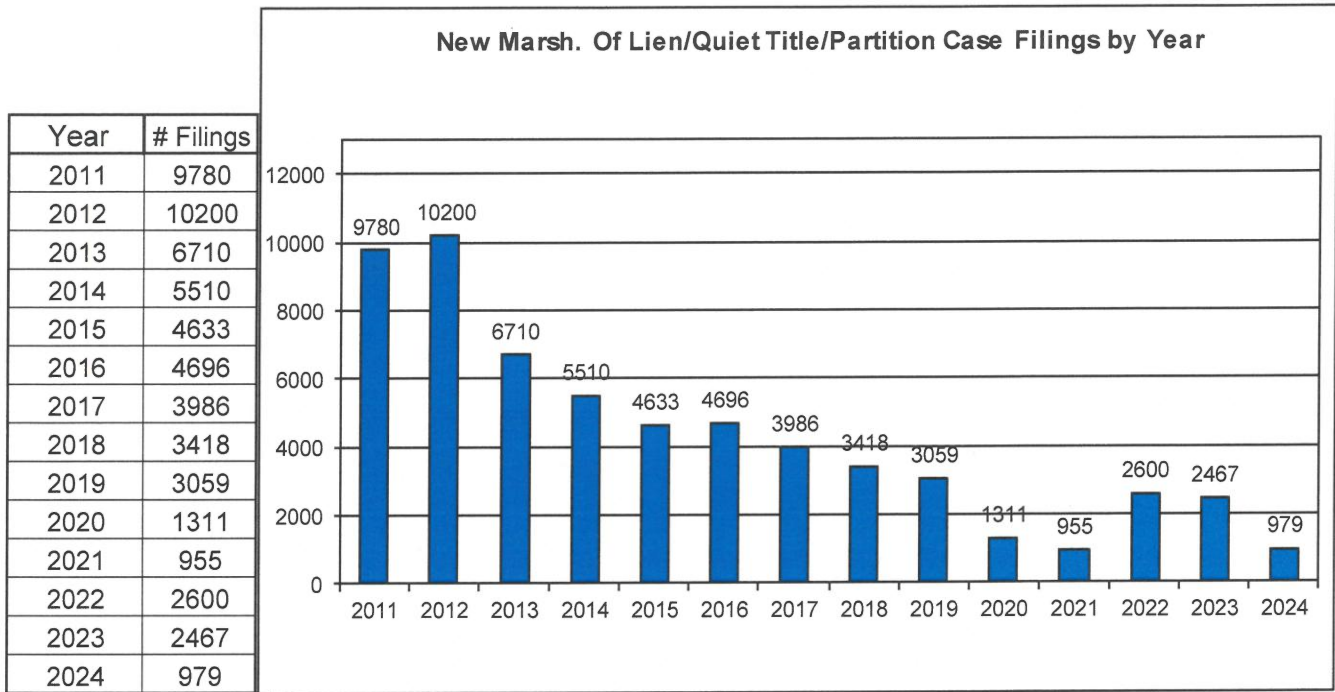
The following charts are provided as a historical view of new judicial foreclosure filings.

1. Total New Judicial Foreclosure Filings from 2005 – 2024 by year
2. Total New Marsh of Lien/Quiet Title/Partition Filings from 2011 – 2024 by month
3. Total New Tax Lien & Tax Certificate Filings for 2011 – 2024 by month
4. Total New Judicial Foreclosure Filings from 2011 – 2024 by month

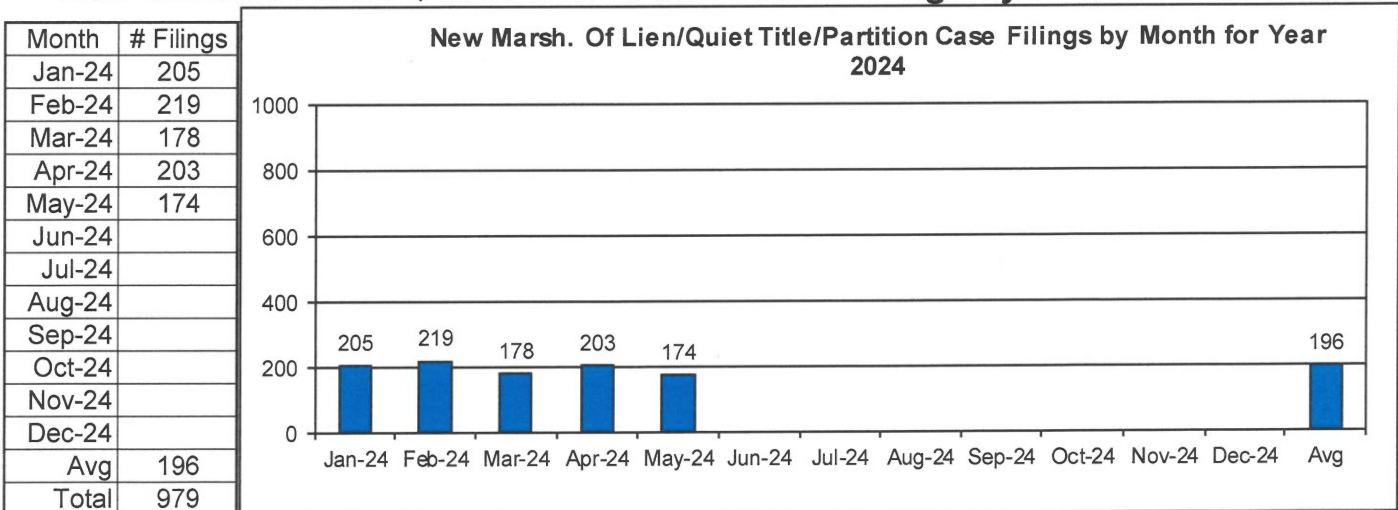


CUYAHOGA COUNTY COMMON PLEAS COURT

New Marsh of Lien/Quiet Title/Partition Case Filings for Years 2011 – 2024 YTD

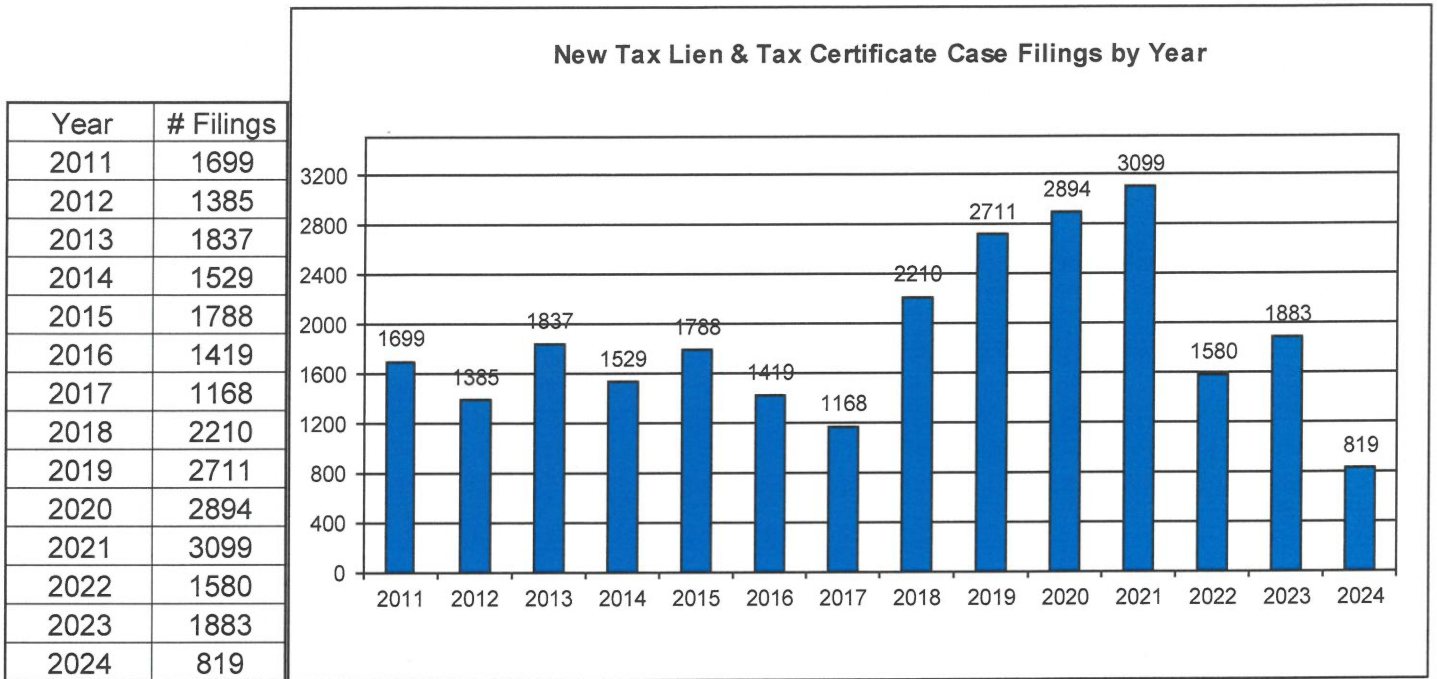


New Marsh of Lien/Quiet Title/Partition Case Filings by month for 2024 YTD

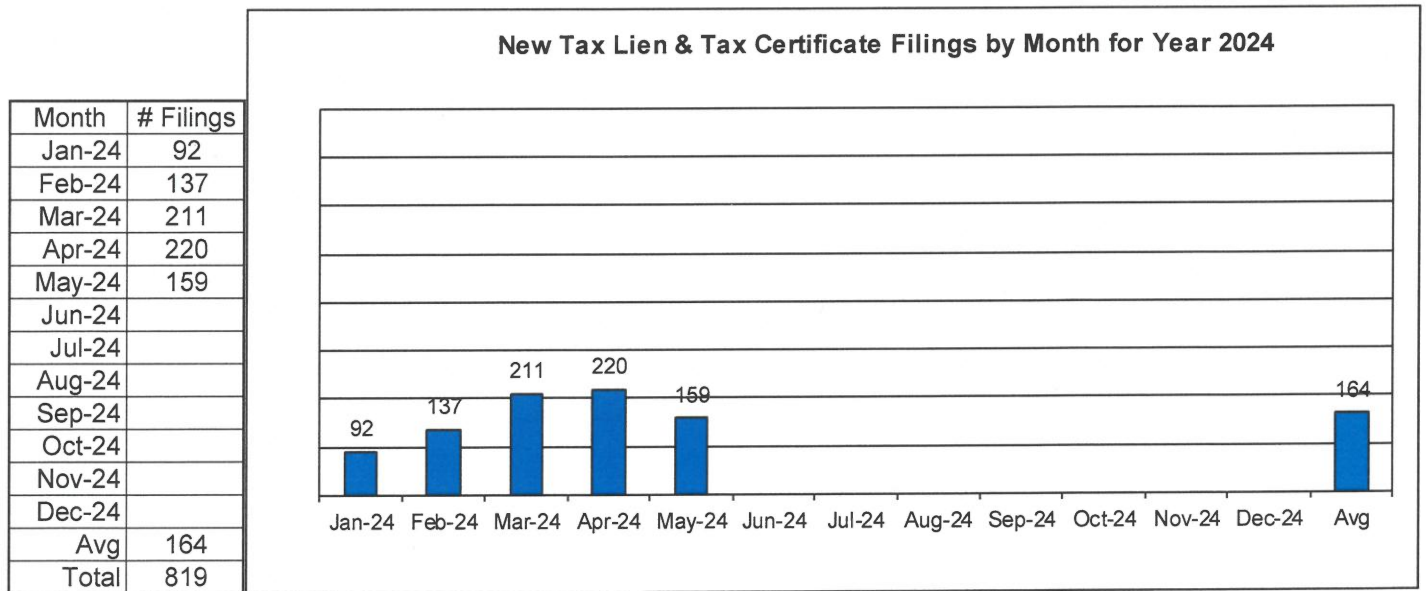


CUYAHOGA COUNTY COMMON PLEAS COURT

New Tax Lien & Certificate Filings for Years 2011 – 2024 YTD



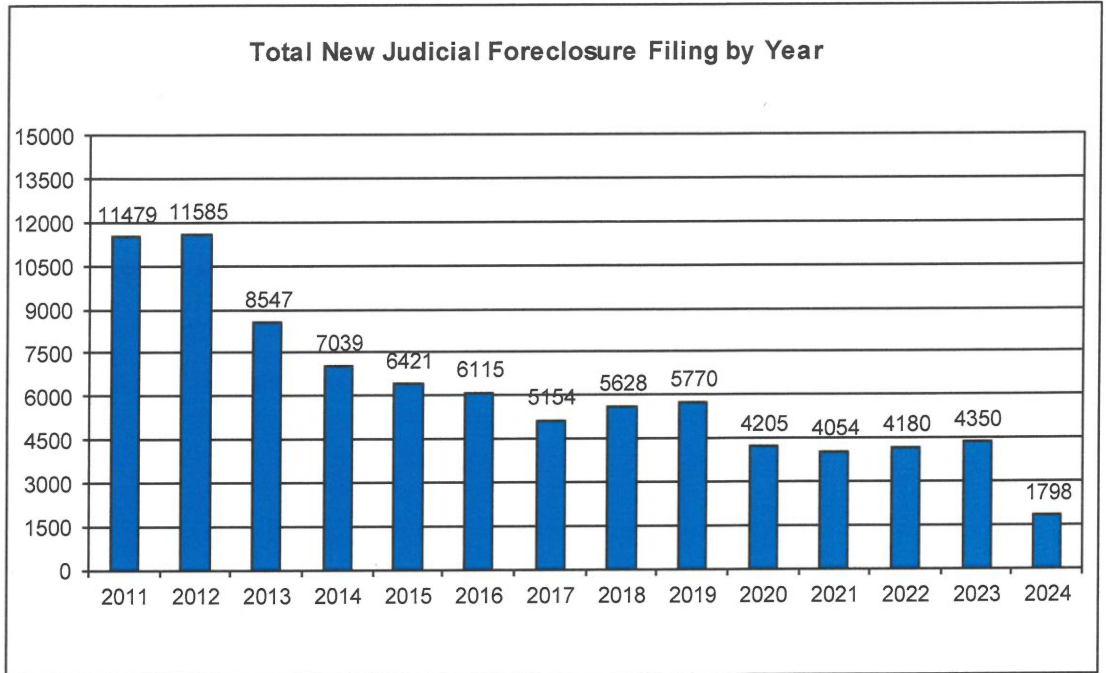
New Tax Lien & Certificate Filings by Month for Year 2024 YTD



CUYAHOGA COUNTY COMMON PLEAS COURT

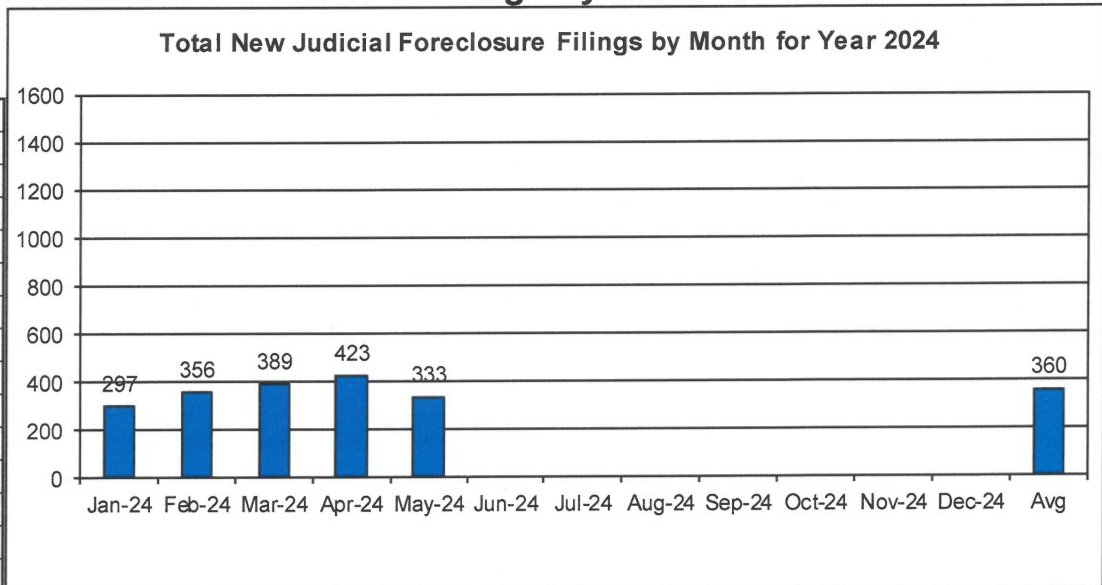
Total New Judicial Foreclosure Filings Years 2011 – 2024 YTD

Year	# Filings
2011	11479
2012	11585
2013	8547
2014	7039
2015	6421
2016	6115
2017	5154
2018	5628
2019	5770
2020	4205
2021	4054
2022	4180
2023	4350
2024YTD	1798



Total New Judicial Foreclosure Filings by Month for Year 2024 YTD

Month	# Filings
Jan-24	297
Feb-24	356
Mar-24	389
Apr-24	423
May-24	333
Jun-24	
Jul-24	
Aug-24	
Sep-24	
Oct-24	
Nov-24	
Dec-24	
Avg	360
Total	1798



Magistrate's Monthly Reports

The Magistrates' Monthly Report consists of 5 reports. Below is a description of each.

Magistrate's Monthly Supplemental Journal Entry Report (R415)

Retrieves total number of supplemental entries and Decrees of Confirmation of Sheriff's sale created during a specific period. A supplemental entry is any journal created by a magistrate, which does not close out a case. For example, any magistrate's order (MG) setting a hearing, any journal entry (JE) ruling on a motion, journals confirming Sheriff's sales, etc.).

Magistrate's Full Disposition Count by Magistrate Report (R413)

Retrieves total number of cases disposed of during a specific period. The dispositions are grouped by Magistrate and then broken down by the type of disposition (i. e. Default, Dismissed with Prejudice, Dismissed without Prejudice, etc.) This report can be printed three different ways. Including tax cases (Full Dispositions), excluding tax cases (Non-Tax Dispositions), and Tax cases only (Tax Dispositions).

Magistrate's Monthly Cases Referred/Reinstated Report (R418)

Retrieves newly filed cases referred to the Magistrates Dept. and cases previously disposed by the Magistrates Dept. that are reinstated and re-referred to the magistrates. The cases are separated by Tax (filing code 1465; Tax Judicial Foreclosure & 1466; Tax Certificate Judicial Foreclosure) and Non-Tax (1460; Judicial Foreclosure Marsh. Of Lien, 1480; Partition, 1470; Quiet Title, misc. (i. e. 1391; Contract Other, etc.).

Magistrate's Monthly Hearing Totals Report (R3146)

Retrieves total number of hearings held during one month. The hearings are grouped by Magistrate and then broken down by what type hearing was held (i. e. Default, Pretrial, etc.).

Magistrate's Monthly Case Load Report (R3147)

Retrieves individual caseload totals for individual magistrates during a specific period. The cases are grouped by magistrate and then broken down by case type (i. e. tax judicial foreclosure, tax certificate judicial foreclosure and non-tax judicial foreclosure).

CUYAHOGA COUNTY COURT OF COMMON PLEAS

DATE: 06/11/2024
TIME: 7:56 AM

OFFICE OF THE MAGISTRATES
MAGISTRATE'S MONTHLY SUPPLEMENTALS BY CASE
REPORTING PERIOD: MAY 2024

PAGE: 1
CMSR415D

SUPPLEMENTALS

AUGUSTYN	149
BUCHA	238
DAY	274
DYKE	167
GOZELANCZYK	260
HEGYES	55
JACKSON	181
JACKSON	163
KLEIN	176
LUCAS	204
LUNSFORD	293
UNACCOUNTED FOR	0

TOTAL 2160

CONFIRMATIONS

TOTAL 0

CUYAHOGA COUNTY COURT OF COMMON PLEAS

OFFICE OF THE MAGISTRATES

Full Disposition Count by Magistrate

REPORTING PERIOD: FROM 05/01/2024 TO 05/31/2024

DATE: 06/11/2024

TIME: 7:58 AM

PAGE: 1

CMSR413

MagID	Dispose Type	Tax Cert.	Tax Treas.	Total
KCA				
	Bank	0	0	0
	Def	0	0	9
	Dism	0	3	13
	Ref. Vacate	0	0	0
	Court Trial	0	0	2
	Other	0	8	14
	MAG'S TOTAL	0	11	38

Decrees	285
Defaults	77
Other	174
Court Trial	34
Dismissals	175
Bankruptcy	14
Ref. Vacated	0
Grand Total	474

SMB				
	Bank	0	0	1
	Def	0	0	8
	Dism	0	0	11
	Ref. Vacate	0	0	0
	Court Trial	0	0	3
	Other	0	10	13
	MAG'S TOTAL	0	10	36

CD				
	Bank	0	0	0
	Def	0	0	8
	Dism	0	2	13
	Ref. Vacate	0	0	0
	Court Trial	0	0	4
	Other	1	16	23
	MAG'S TOTAL	1	18	48

JTD				
	Bank	0	0	0
	Def	0	0	8
	Dism	0	4	15
	Ref. Vacate	0	0	0
	Court Trial	0	0	0
	Other	0	10	11
	MAG'S TOTAL	0	14	34

BSG				
	Bank	0	1	1
	Def	0	0	7
	Dism	0	3	15
	Ref. Vacate	0	0	0
	Court Trial	0	0	0
	Other	0	12	13
	MAG'S TOTAL	0	16	36

DKH				
	Bank	0	0	0
	Def	0	0	2
	Dism	0	1	17
	Ref. Vacate	0	0	0
	Court Trial	0	0	4
	Other	0	10	14
	MAG'S TOTAL	0	11	37

ARJ				
	Bank	0	1	2
	Def	0	0	10
	Dism	0	2	12
	Ref. Vacate	0	0	0
	Court Trial	0	0	0
	Other	0	17	27
	MAG'S TOTAL	0	20	51

JLJ				
	Bank	0	0	3
	Def	0	0	5
	Dism	0	3	22

CUYAHOGA COUNTY COURT OF COMMON PLEAS

OFFICE OF THE MAGISTRATES

Full Disposition Count by Magistrate

REPORTING PERIOD: FROM 05/01/2024 TO 05/31/2024

DATE: 06/11/2024

TIME: 7:58 AM

PAGE: 2

CMSR413

MagID	Dispose Type	Tax Cert.	Tax Treas.	Total
	Ref. Vacate	0	0	0
	Court Trial	0	0	4
	Other	0	15	20
	MAG'S TOTAL	0	18	54
<hr/>				
MK				
	Bank	0	1	1
	Def	0	0	8
	Dism	0	3	18
	Ref. Vacate	0	0	0
	Court Trial	0	0	4
	Other	0	4	8
	MAG'S TOTAL	0	8	39
<hr/>				
PL				
	Bank	0	1	4
	Def	0	1	3
	Dism	1	2	18
	Ref. Vacate	0	0	0
	Court Trial	0	0	9
	Other	0	4	9
	MAG'S TOTAL	1	8	43
<hr/>				
GL				
	Bank	0	1	2
	Def	0	0	9
	Dism	0	4	21
	Ref. Vacate	0	0	0
	Court Trial	0	0	4
	Other	0	16	22
	MAG'S TOTAL	0	21	58

CUYAHOGA COUNTY COURT OF COMMON PLEAS

DATE: 06/11/2024
 TIME: 07:59 AM

OFFICE OF THE MAGISTRATES
 MAGISTRATE'S MONTHLY REF/REIN CASES
 FROM 05/01/2024 TO 05/31/2024

CMSR418

MAGISTRATE	NEW REFERRALS				REINSTATED			
	Tax Treas.	Tax Cert.	Non-Tax	Total	Tax Treas.	Tax Cert.	Non-Tax	Total
<u>AUGUSTYN/KEVIN/C</u>	9	0	14	23	0	0	0	0
<u>BUCHA/STEPHEN/M</u>	8	0	21	29	0	0	1	1
<u>DAY/CHRISTOPHER/</u>	23	0	29	52	0	0	0	0
<u>DYKE/JOHN/T</u>	16	0	26	42	1	0	0	1
<u>GOZELANCZYK/BRIAN/S</u>	15	0	33	48	0	0	5	5
<u>HEGYES/DEAN/K</u>	16	0	21	37	0	0	4	4
<u>JACKSON/AMY/R</u>	13	0	26	39	0	0	0	0
<u>JACKSON/JIM/L</u>	20	1	23	44	1	0	0	1
<u>KLEIN/MONICA/</u>	12	0	19	31	0	0	0	0
<u>LUCAS/PAUL/</u>	31	0	39	70	1	1	3	5
<u>LUNSFORD/GINA/</u>	15	0	26	41	0	0	0	0
<u>TOTAL</u>	178	1	277	456	3	1	13	17
<u>COMBINED TOTAL</u>	473							

CUYAHOGA COUNTY COURT OF COMMON PLEAS

OFFICE OF THE MAGISTRATES

MAG MONTHLY HEARING TOTALS

Reporting Period: May 2024

DATE: 06/11/2024
TIME: 07:59 AM

PAGE: 1
CMSR3146

Monthly Hearing Total 447

AUGUSTYN
 Default Hearings 0
 Tax Hearings 0
 Pretrials 44

TOTAL: 44

BUCHA
 Default Hearings 0
 Tax Hearings 0
 Pretrials 52

TOTAL: 52

DAY
 Default Hearings 0
 Tax Hearings 0
 Pretrials 43

TOTAL: 43

DYKE
 Default Hearings 10
 Tax Hearings 13
 Pretrials 10

TOTAL: 33

GOZELANCZYK
 Default Hearings 0
 Tax Hearings 0
 Pretrials 43

TOTAL: 43

HEGYES
 Default Hearings 0
 Tax Hearings 0
 Pretrials 25

TOTAL: 25

JACKSON
 Default Hearings 9
 Tax Hearings 13
 Pretrials 19

TOTAL: 41

JACKSON
 Default Hearings 10
 Tax Hearings 9
 Pretrials 12

TOTAL: 31

KLEIN
 Default Hearings 0
 Tax Hearings 0
 Pretrials 34

TOTAL: 34

LUCAS
 Default Hearings 0
 Tax Hearings 0
 Pretrials 46

CUYAHOGA COUNTY COURT OF COMMON PLEAS

OFFICE OF THE MAGISTRATES

MAG MONTHLY HEARING TOTALS

Reporting Period: May 2024

DATE: 06/11/2024
TIME: 07:59 AM

PAGE: 2
CMSR3146

TOTAL:	46
LUNSFORD	
Default Hearings	0
Tax Hearings	0
Pretrials	55
<hr/>	
TOTAL:	55

CUYAHOGA COUNTY COURT OF COMMON PLEAS

DATE: 06/11/2024
 TIME: 7:59 AM

Office of the Magistrates
 Magistrate's Monthly Case Load
 MONTH: MAY 2024

PAGE: 1
 CMSR3147

Magistrate Name	Non Tax Total	Tax Cert.	Tax Treas.	Total Tax	Total Cases
AUGUSTYN	71	1	50	51	122
BUCHA	84	0	61	61	145
DAY	115	1	95	96	211
DYKE	96	0	88	88	184
GOZELANCZYK	167	2	128	130	297
HEGYES	185	0	116	116	301
JACKSON	158	0	104	104	262
JACKSON	120	1	105	106	226
KLEIN	158	0	96	96	254
LUCAS	161	1	134	135	296
LUNSFORD	152	0	133	133	285
Non Tax Total:	1467	Cert.Tax Total: 6	Tax Treas. Total: 1110	Total Tax: 1116	Total Cases: 2583

CUYAHOGA COUNTY COURT OF COMMON PLEAS

DATE: 06/11/2024
 TIME: 8:22 AM

OFFICE OF THE MAGISTRATES
 MAGISTRATE'S NEW REFERRALS / ASSIGNMENTS
 FROM 05/01/2024 TO 05/31/2024

CMSR429
 PAGE: 1

MAGISTRATE	NEW REFERRALS				Total
	CSPO	Tax Cert.	Tax Treas.	Non Tax	
<u>AUGUSTYN/KEVIN/C</u>	0	0	0	1	1
<u>BUCHA/STEPHEN/M</u>	0	0	0	0	0
<u>DAY/CHRISTOPHER/</u>	0	0	1	2	3
<u>DYKE/JOHN/T</u>	2	0	0	2	2
<u>GOZELANCZYK/BRIAN/S</u>	1	0	0	3	3
<u>HEGYES/DEAN/K</u>	0	0	1	2	3
<u>JACKSON/AMY/R</u>	0	0	0	2	2
<u>JACKSON/JIM/L</u>	2	1	1	3	5
<u>KLEIN/MONICA/</u>	4	0	0	5	5
<u>LUCAS/PAUL/</u>	0	0	1	3	4
<u>LUNSFORD/GINA/</u>	0	0	1	0	1
<u>Total</u>	9	1	5	23	29

Report CMSR1062 - Judicial Foreclosure Statistics by Judge

Report CMSR1062 provides a list of judicial foreclosure case activity for each Judge. The report identifies how many cases were pending at the beginning of the period. The new cases filed and cases that were transferred in or reactivated are added to the number pending at the beginning of the period. It then shows the type and number of terminations for the period. The total terminations are subtracted from the total pending which provides the pending at the end of the period.

CUYAHOGA COUNTY COURT OF COMMON PLEAS

DATE: 06/11/2024
TIME: 07:54 AM

Foreclosure Statistics by Judge
Reporting Period: May 2024

PAGE: 1
CMSR1062

Judge

AMBROSE, DICK							
Pending at Beg of Period		New Cases Filed		Cases Transferred In / Reactivated			Total
1		0		0			1
Terminations							
Bankruptcy	Default	RefVacated	Court Trial	Dismiss	Other		Total
0	0	0	0	0	0		0
Total Pending at End of Period							1

BELL, RICHARD A							
Pending at Beg of Period		New Cases Filed		Cases Transferred In / Reactivated			Total
61		4		4			69
Terminations							
Bankruptcy	Default	RefVacated	Court Trial	Dismiss	Other		Total
0	2	0	0	6	4		12
Total Pending at End of Period							57

CALABRESE, DEENA R							
Pending at Beg of Period		New Cases Filed		Cases Transferred In / Reactivated			Total
83		9		1			93
Terminations							
Bankruptcy	Default	RefVacated	Court Trial	Dismiss	Other		Total
1	3	0	0	6	3		13
Total Pending at End of Period							80

CLANCY, MAUREEN							
Pending at Beg of Period		New Cases Filed		Cases Transferred In / Reactivated			Total
81		9		1			91
Terminations							
Bankruptcy	Default	RefVacated	Court Trial	Dismiss	Other		Total
1	3	0	0	6	8		18
Total Pending at End of Period							73

CLARY, TIMOTHY W.							
Pending at Beg of Period		New Cases Filed		Cases Transferred In / Reactivated			Total
71		8		0			79
Terminations							
Bankruptcy	Default	RefVacated	Court Trial	Dismiss	Other		Total
1	1	0	0	0	9		11
Total Pending at End of Period							68

COLLIER-WILLIAMS, CASSANDRA							
Pending at Beg of Period		New Cases Filed		Cases Transferred In / Reactivated			Total
63		7		1			71
Terminations							
Bankruptcy	Default	RefVacated	Court Trial	Dismiss	Other		Total
0	1	0	0	2	3		6
Total Pending at End of Period							65

CORRIGAN, PETER J							
Pending at Beg of Period		New Cases Filed		Cases Transferred In / Reactivated			Total
45		11		0			56
Terminations							
Bankruptcy	Default	RefVacated	Court Trial	Dismiss	Other		Total
0	4	0	0	1	3		8
Total Pending at End of Period							48

FUERST, NANCY A

CUYAHOGA COUNTY COURT OF COMMON PLEAS

DATE: 06/11/2024
TIME: 07:54 AM

Foreclosure Statistics by Judge
Reporting Period: May 2024

PAGE: 2
CMSR1062

Judge							
	Pending at Beg of Period		New Cases Filed		Cases Transferred In / Reactivated		Total
	63		10		0		73
Terminations							
	Bankruptcy	Default	RefVacated	Court Trial	Dismiss	Other	Total
	1	0	0	0	7	5	13
	Total Pending at End of Period						60
GALL, STEVEN E							
	Pending at Beg of Period		New Cases Filed		Cases Transferred In / Reactivated		Total
	69		9		0		78
Terminations							
	Bankruptcy	Default	RefVacated	Court Trial	Dismiss	Other	Total
	0	1	0	0	6	5	12
	Total Pending at End of Period						66
GALLAGHER, HOLLIE L							
	Pending at Beg of Period		New Cases Filed		Cases Transferred In / Reactivated		Total
	60		10		3		73
Terminations							
	Bankruptcy	Default	RefVacated	Court Trial	Dismiss	Other	Total
	0	2	0	0	2	8	12
	Total Pending at End of Period						61
GALLAGHER, KELLY ANN							
	Pending at Beg of Period		New Cases Filed		Cases Transferred In / Reactivated		Total
	76		12		4		92
Terminations							
	Bankruptcy	Default	RefVacated	Court Trial	Dismiss	Other	Total
	0	2	0	0	6	6	14
	Total Pending at End of Period						78
GALLAGHER, SHANNON M							
	Pending at Beg of Period		New Cases Filed		Cases Transferred In / Reactivated		Total
	83		6		2		91
Terminations							
	Bankruptcy	Default	RefVacated	Court Trial	Dismiss	Other	Total
	1	3	0	0	3	8	15
	Total Pending at End of Period						76
GAUL, DANIEL							
	Pending at Beg of Period		New Cases Filed		Cases Transferred In / Reactivated		Total
	70		9		2		81
Terminations							
	Bankruptcy	Default	RefVacated	Court Trial	Dismiss	Other	Total
	0	3	0	1	9	5	18
	Total Pending at End of Period						63
HAGAN, EMILY							
	Pending at Beg of Period		New Cases Filed		Cases Transferred In / Reactivated		Total
	86		7		0		93
Terminations							
	Bankruptcy	Default	RefVacated	Court Trial	Dismiss	Other	Total
	0	1	0	0	3	4	8
	Total Pending at End of Period						85
KELLEY, KEVIN J							

CUYAHOGA COUNTY COURT OF COMMON PLEAS

DATE: 06/11/2024
TIME: 07:54 AM

Foreclosure Statistics by Judge
Reporting Period: May 2024

PAGE: 3
CMSR1062

Judge							
	Pending at Beg of Period		New Cases Filed	Cases Transferred In / Reactivated			Total
	90		11	0			101
Terminations							
	Bankruptcy	Default	RefVacated	Court Trial	Dismiss	Other	Total
	0	3	0	0	4	9	16
Total Pending at End of Period							85
KILBANE, ASHLEY							
	Pending at Beg of Period		New Cases Filed	Cases Transferred In / Reactivated			Total
	74		12	1			87
Terminations							
	Bankruptcy	Default	RefVacated	Court Trial	Dismiss	Other	Total
	0	5	0	0	3	4	12
Total Pending at End of Period							75
MATIA, DAVID T							
	Pending at Beg of Period		New Cases Filed	Cases Transferred In / Reactivated			Total
	85		10	1			96
Terminations							
	Bankruptcy	Default	RefVacated	Court Trial	Dismiss	Other	Total
	0	0	0	0	5	5	10
Total Pending at End of Period							86
MCCORMICK, TIMOTHY							
	Pending at Beg of Period		New Cases Filed	Cases Transferred In / Reactivated			Total
	74		10	1			85
Terminations							
	Bankruptcy	Default	RefVacated	Court Trial	Dismiss	Other	Total
	0	6	0	0	5	8	19
Total Pending at End of Period							66
MCDONNELL, NANCY R							
	Pending at Beg of Period		New Cases Filed	Cases Transferred In / Reactivated			Total
	4		0	0			4
Terminations							
	Bankruptcy	Default	RefVacated	Court Trial	Dismiss	Other	Total
	0	0	0	0	0	0	0
Total Pending at End of Period							4
MCGINTY, WILLIAM T							
	Pending at Beg of Period		New Cases Filed	Cases Transferred In / Reactivated			Total
	103		11	0			114
Terminations							
	Bankruptcy	Default	RefVacated	Court Trial	Dismiss	Other	Total
	0	2	0	0	2	8	12
Total Pending at End of Period							102
MIDAY, SHERRIE							
	Pending at Beg of Period		New Cases Filed	Cases Transferred In / Reactivated			Total
	78		12	1			91
Terminations							
	Bankruptcy	Default	RefVacated	Court Trial	Dismiss	Other	Total
	2	1	0	0	0	7	10
Total Pending at End of Period							81
MOONEY, BRIAN							

CUYAHOGA COUNTY COURT OF COMMON PLEAS

DATE: 06/11/2024
TIME: 07:54 AM

Foreclosure Statistics by Judge
Reporting Period: May 2024

PAGE: 4
CMSR1062

Judge							
	Pending at Beg of Period		New Cases Filed		Cases Transferred In / Reactivated		Total
	82		10		1		93
Terminations	Bankruptcy	Default	RefVacated	Court Trial	Dismiss	Other	Total
	2	1	0	0	5	2	10
	Total Pending at End of Period						83
O'DONNELL, JENNIFER							
	Pending at Beg of Period		New Cases Filed		Cases Transferred In / Reactivated		Total
	80		6		0		86
Terminations	Bankruptcy	Default	RefVacated	Court Trial	Dismiss	Other	Total
	0	0	0	0	1	5	6
	Total Pending at End of Period						80
O'DONNELL, JOHN P							
	Pending at Beg of Period		New Cases Filed		Cases Transferred In / Reactivated		Total
	54		10		1		65
Terminations	Bankruptcy	Default	RefVacated	Court Trial	Dismiss	Other	Total
	0	2	0	0	3	7	12
	Total Pending at End of Period						53
RUSSO, JOHN J							
	Pending at Beg of Period		New Cases Filed		Cases Transferred In / Reactivated		Total
	59		11		0		70
Terminations	Bankruptcy	Default	RefVacated	Court Trial	Dismiss	Other	Total
	0	5	0	0	2	7	14
	Total Pending at End of Period						56
RUSSO, NANCY MARGARET							
	Pending at Beg of Period		New Cases Filed		Cases Transferred In / Reactivated		Total
	58		8		1		67
Terminations	Bankruptcy	Default	RefVacated	Court Trial	Dismiss	Other	Total
	0	2	0	0	3	6	11
	Total Pending at End of Period						56
SAFFOLD, JEFFREY P							
	Pending at Beg of Period		New Cases Filed		Cases Transferred In / Reactivated		Total
	62		15		0		77
Terminations	Bankruptcy	Default	RefVacated	Court Trial	Dismiss	Other	Total
	0	3	0	0	5	8	16
	Total Pending at End of Period						61
SAFFOLD, SHIRLEY STRICKLAND							
	Pending at Beg of Period		New Cases Filed		Cases Transferred In / Reactivated		Total
	73		11		2		86
Terminations	Bankruptcy	Default	RefVacated	Court Trial	Dismiss	Other	Total
	0	1	0	0	7	4	12
	Total Pending at End of Period						74
SANTOLI, ANDREW J.							

CUYAHOGA COUNTY COURT OF COMMON PLEAS

DATE: 06/11/2024
TIME: 07:54 AM

Foreclosure Statistics by Judge
Reporting Period: May 2024

PAGE: 5
CMSR1062

Judge							
	Pending at Beg of Period		New Cases Filed		Cases Transferred In / Reactivated		Total
	86		16		0		102
Terminations	Bankruptcy	Default	RefVacated	Court Trial	Dismiss	Other	Total
	1	0	0	0	6	4	11
	Total Pending at End of Period						91
SHAUGHNESSY, MICHAEL P							
	Pending at Beg of Period		New Cases Filed		Cases Transferred In / Reactivated		Total
	61		7		2		70
Terminations	Bankruptcy	Default	RefVacated	Court Trial	Dismiss	Other	Total
	0	4	0	0	6	6	16
	Total Pending at End of Period						54
SHEEHAN, BRENDAN J							
	Pending at Beg of Period		New Cases Filed		Cases Transferred In / Reactivated		Total
	37		4		0		41
Terminations	Bankruptcy	Default	RefVacated	Court Trial	Dismiss	Other	Total
	0	4	0	0	3	0	7
	Total Pending at End of Period						34
SUTULA, JOHN D							
	Pending at Beg of Period		New Cases Filed		Cases Transferred In / Reactivated		Total
	91		11		2		104
Terminations	Bankruptcy	Default	RefVacated	Court Trial	Dismiss	Other	Total
	1	0	0	0	3	3	7
	Total Pending at End of Period						97
SUTULA, KATHLEEN ANN							
	Pending at Beg of Period		New Cases Filed		Cases Transferred In / Reactivated		Total
	57		10		1		68
Terminations	Bankruptcy	Default	RefVacated	Court Trial	Dismiss	Other	Total
	0	1	0	0	6	0	7
	Total Pending at End of Period						61
SYNENBERG, JOAN							
	Pending at Beg of Period		New Cases Filed		Cases Transferred In / Reactivated		Total
	86		12		0		98
Terminations	Bankruptcy	Default	RefVacated	Court Trial	Dismiss	Other	Total
	1	4	0	0	5	4	14
	Total Pending at End of Period						84
TURNER, DEBORAH M							
	Pending at Beg of Period		New Cases Filed		Cases Transferred In / Reactivated		Total
	76		12		0		88
Terminations	Bankruptcy	Default	RefVacated	Court Trial	Dismiss	Other	Total
	1	4	0	0	5	9	19
	Total Pending at End of Period						69
VODREY, WILLIAM F. B.							

CUYAHOGA COUNTY COURT OF COMMON PLEAS

DATE: 06/11/2024
 TIME: 07:54 AM

Foreclosure Statistics by Judge
 Reporting Period: May 2024

PAGE: 6
 CMSR1062

Judge

	Pending at Beg of Period 79	New Cases Filed 14		Cases Transferred In / Reactivated 2			Total 95
Terminations	Bankruptcy 1	Default 1	RefVacated 0	Court Trial 0	Dismiss 2	Other 3	Total 7
					Total Pending at End of Period		88

Monthly Summary

MONTHLY SUMMARY

May 2024

NAME	PEND	ASSIGNED			TRIALS						DISP	PENDING				+ -
		CV	CR	TOT	JURY			COURT				CV	FR	CR	TOT	
					CV	CR	TOT	CV	CR	TOT		CV	FR	CR	TOT	
Richard A. Bell	321	50	25	75	0	1	1	0	0	0	97	182	56	61	299	+ 22
Deena R. Calabrese	397	46	32	78	0	0	0	0	0	0	90	187	80	118	385	+ 12
Maureen Clancy	359	45	38	83	0	2	2	0	0	0	87	180	73	102	355	+ 4
Timothy W. Clary	437	42	33	75	1	0	1	0	0	0	68	239	67	138	444	- 7
Cassandra Collier-Willia	511	43	37	80	0	0	0	0	1	1	103	270	65	153	488	+ 23
Peter J. Corrigan	508	43	35	78	0	0	0	0	0	0	80	273	48	185	506	+ 2
Nancy A. Fuerst	371	47	29	76	0	0	0	1	0	1	88	220	59	80	359	+ 12
Steven E. Gall	504	45	40	85	0	3	3	0	0	0	123	235	65	166	466	+ 38
Hollie L. Gallagher	372	48	28	76	0	0	0	0	0	0	74	195	61	118	374	- 2
Kelly A. Gallagher	441	54	27	81	0	0	0	0	0	0	63	286	75	98	459	- 18
Shannon M. Gallagher	380	49	36	85	0	0	0	0	0	0	82	184	76	123	383	- 3
Daniel Gaul	547	53	41	94	0	1	1	0	0	0	120	281	63	177	521	+ 26
Emily Hagan	431	44	34	78	0	1	1	0	1	1	101	212	85	111	408	+ 23
Kevin J. Kelley	482	45	30	75	1	1	2	0	1	1	69	246	84	158	488	- 6
Ashley Kilbane	442	51	26	77	0	0	0	0	0	0	82	235	74	128	437	+ 5
David T. Matia	417	50	29	79	0	0	0	0	0	0	71	246	85	94	425	- 8
Timothy McCormick	428	47	46	93	1	0	1	0	0	0	108	266	66	81	413	+ 15
William T. McGinty	439	47	46	93	0	1	1	0	4	4	85	236	101	110	447	- 8
Sherrie Miday	423	49	36	85	0	0	0	0	0	0	69	222	80	137	439	- 16
Brian Mooney	458	50	28	78	0	0	0	0	0	0	94	216	83	143	442	+ 16
Jennifer O'Donnell	469	49	27	76	0	0	0	0	0	0	103	224	80	138	442	+ 27
John P. O'Donnell	396	45	37	82	0	0	0	0	0	0	92	207	52	127	386	+ 10
John J. Russo	388	42	40	82	0	2	2	0	1	1	101	208	55	106	369	+ 19
Nancy Margaret Russo	254	50	29	79	0	0	0	0	1	1	83	126	55	69	250	+ 4
Jeffrey P. Saffold	426	44	38	82	0	0	0	0	0	0	105	269	60	74	403	+ 23
Shirley Strickland Saffold	431	49	36	85	0	1	1	0	0	0	92	235	74	115	424	+ 7
Andrew J. Santoli	453	47	41	88	0	0	0	0	0	0	80	264	90	107	461	- 8
Michael P. Shaughnessy	402	47	28	75	0	1	1	0	0	0	84	222	53	118	393	+ 9
Brendan J. Sheehan	183	23	11	34	0	0	0	1	0	1	48	104	34	31	169	+ 14
John D. Sutula	585	46	52	98	0	0	0	0	0	0	90	238	97	258	593	- 8
Kathleen Ann Sutula	495	46	34	80	0	0	0	0	0	0	58	244	59	214	517	- 22
Joan Synenberg	421	49	35	84	0	0	0	0	1	1	100	221	84	100	405	+ 16
Deborah M. Turner	479	48	33	81	0	0	0	0	1	1	107	242	69	142	453	+ 26
William F.B. Vodrey	488	47	44	91	1	0	1	0	0	0	79	222	87	191	500	- 12
TOTALS	14538	1580	1161	2741	4	14	18	2	11	13	2976	7637	2395	4271	14303	+ 235

Year to Date Summary

SUMMARY FOR THE COURT

January - May 2024

NAME	PEND	ASSIGNED			TRIALS						DISP	PENDING				+
		CV	CR	TOT	JURY			COURT				CV	FR	CR	TOT	
		CV	CR	TOT	CV	CR	TOT	CV	CR	TOT		CV	FR	CR	TOT	-
Richard A. Bell	319	253	147	400	0	7	7	1	0	1	420	182	56	61	299	+ 20
Deena R. Calabrese	405	250	183	433	0	1	1	1	0	1	453	187	80	118	385	+ 20
Maureen Clancy	384	244	153	397	0	7	7	1	0	1	426	180	73	102	355	+ 29
Timothy W. Clary	441	246	160	406	1	3	4	3	0	3	403	239	67	138	444	- 3
Cassandra Collier-Willia	504	249	188	437	1	2	3	0	5	5	453	270	65	153	488	+ 16
Peter J. Corrigan	519	225	162	387	0	3	3	0	0	0	400	273	48	185	506	+ 13
Nancy A. Fuerst	371	243	148	391	0	4	4	1	0	1	403	220	59	80	359	+ 12
Steven E. Gall	466	247	193	440	1	5	6	0	0	0	440	235	65	166	466	0
Hollie L. Gallagher	366	255	158	413	1	4	5	4	0	4	405	195	61	118	374	- 8
Kelly A. Gallagher	460	251	151	402	2	3	5	0	0	0	403	286	75	98	459	+ 1
Shannon M. Gallagher	374	257	164	421	0	0	0	2	1	3	412	184	76	123	383	- 9
Daniel Gaul	509	251	196	447	0	2	2	0	1	1	435	281	63	177	521	- 12
Emily Hagan	420	249	157	406	1	1	2	1	2	3	418	212	85	111	408	+ 12
Kevin J. Kelley	501	246	153	399	1	6	7	0	4	4	412	246	84	158	488	+ 13
Ashley Kilbane	443	251	140	391	0	3	3	0	0	0	397	235	74	128	437	+ 6
David T. Matia	415	247	131	378	0	1	1	0	0	0	368	246	85	94	425	- 10
Timothy McCormick	415	241	176	417	2	2	4	0	3	3	419	266	66	81	413	+ 2
William T. McGinty	455	250	172	422	0	2	2	1	5	6	430	236	101	110	447	+ 8
Sherrie Miday	421	249	168	417	0	1	1	0	2	2	399	222	80	137	439	- 18
Brian Mooney	466	244	145	389	1	1	2	0	1	1	413	216	83	143	442	+ 24
Jennifer O'Donnell	475	257	153	410	1	1	2	0	2	2	443	224	80	138	442	+ 33
John P. O'Donnell	419	248	160	408	3	4	7	0	1	1	441	207	52	127	386	+ 33
John J. Russo	387	230	174	404	0	3	3	0	2	2	422	208	55	106	369	+ 18
Nancy Margaret Russo	246	259	144	403	1	3	4	0	1	1	399	126	55	69	250	- 4
Jeffrey P. Saffold	500	240	145	385	2	2	4	0	3	3	482	269	60	74	403	+ 97
Shirley Strickland Saffold	375	245	159	404	0	3	3	0	0	0	355	235	74	115	424	- 49
Andrew J. Santoli	431	251	167	418	1	1	2	0	0	0	388	264	90	107	461	- 30
Michael P. Shaughnessy	364	245	158	403	0	2	2	0	0	0	374	222	53	118	393	- 29
Brendan J. Sheehan	180	126	56	182	1	0	1	2	0	2	193	104	34	31	169	+ 11
John D. Sutula	572	248	198	446	1	3	4	0	2	2	425	238	97	258	593	- 21
Kathleen Ann Sutula	546	245	175	420	0	2	2	0	0	0	449	244	59	214	517	+ 29
Joan Synenberg	423	246	179	425	0	1	1	0	1	1	443	221	84	100	405	+ 18
Deborah M. Turner	493	253	165	418	1	1	2	0	3	3	458	242	69	142	453	+ 40
William F.B. Vodrey	495	243	181	424	2	5	7	0	1	1	419	222	87	191	500	- 5
TOTALS	14560	8284	5459	13743	24	89	113	17	40	57	14000	7637	2395	4271	14303	+ 257

Corrections/Adjustments