



***Statistics Report
January 2024***

***Brendan J. Sheehan
Administrative and Presiding Judge***

TABLE OF CONTENTS

Criminal Statistics

Newly Filed, Re-Activated and Transferred in Cases _____ 4

Yearly Criminal Terminations _____ 5

Pending Criminal Cases End of Period _____ 6

Clearance Rate _____ 7

Arrest to Disposition Timeline _____ 8

Average Arrest to Disposition Timeline (Jail Cases) _____ 9

Average Arrest to Disposition Timeline (Non-Jail Cases) _____ 10

Average Arrest to Disposition Timeline (Jail and Non-Jail Cases) _____ 11

Yearly Average Arrest to Disposition Timeline _____ 12

Indictments and Informations Filed With the Clerk of Courts _____ 13

Bail Case Arraignment Activity _____ 14

Overall Arraignment Statistics _____ 15

Foreclosure Statistics

Total Pending Judicial Foreclosure Cases Referred to Magistrates _____ 17

Total Pending Tax Lien & Certificate Cases Referred to Magistrates _____ 18

Percentage of Pending Judicial Foreclosure Cases By Filing Year _____ 19

Judicial Foreclosure Clearance Rate Year 2024 _____ 20

Avg. Number of Days to Disp. (Excl. Bank. Stays & Tax Lien & Tax Cert.) _____ 21

Avg. Number of Days to Disp. (Excl. Bank. Stays & Incl. Tax Lien & Tax Cert.) _____ 22

Total New Judicial Foreclosure Filings _____ 23

New Marsh of Lien/Quiet Title/Partition Case Filings for Years 2011 – 2024 YTD _____ 24

New Marsh of Lien/Quiet Title/Partition Case Filings by month for 2024 YTD _____ 24

New Tax Lien & Certificate Filings for Years 2011 – 2024 YTD _____ 25

New Tax Lien & Certificate Filings by Month for Year 2024 YTD _____ 25

Total New Judicial Foreclosure Filings Years 2011 – 2024 YTD _____ 26

Total New Judicial Foreclosure Filings by Month for Year 2024 YTD _____ 26

Magistrate’s Monthly Reports _____ 27

Report CMSR1062 - Judicial Foreclosure Statistics by Judge _____ 35

Monthly Summary _____ 41

Year to Date Summary _____ 43

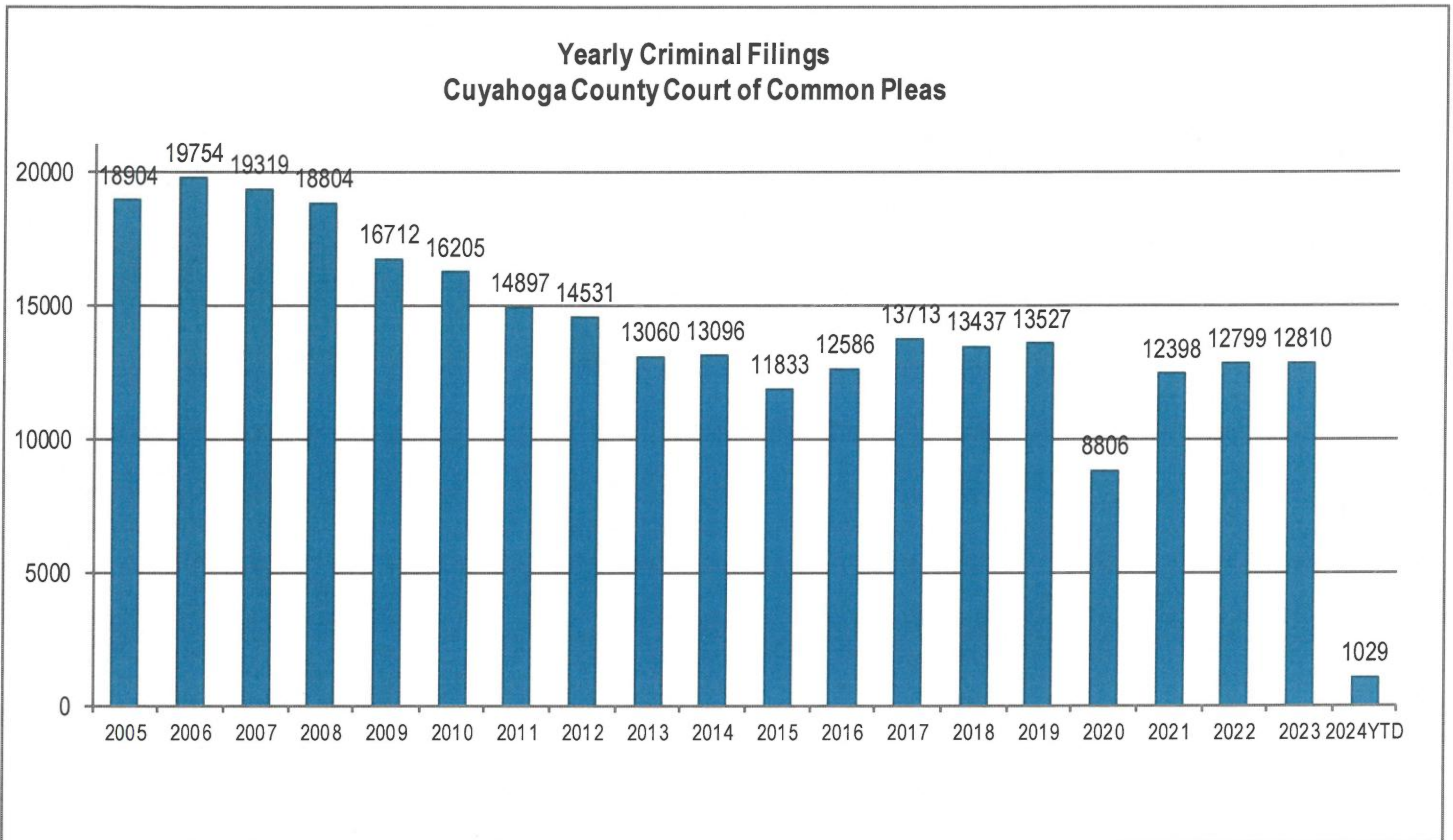
Corrections/Adjustments _____ 45

Criminal Case Statistics

CUYAHOGA COUNTY COMMON PLEAS COURT

Newly Filed, Re-Activated and Transferred in Cases

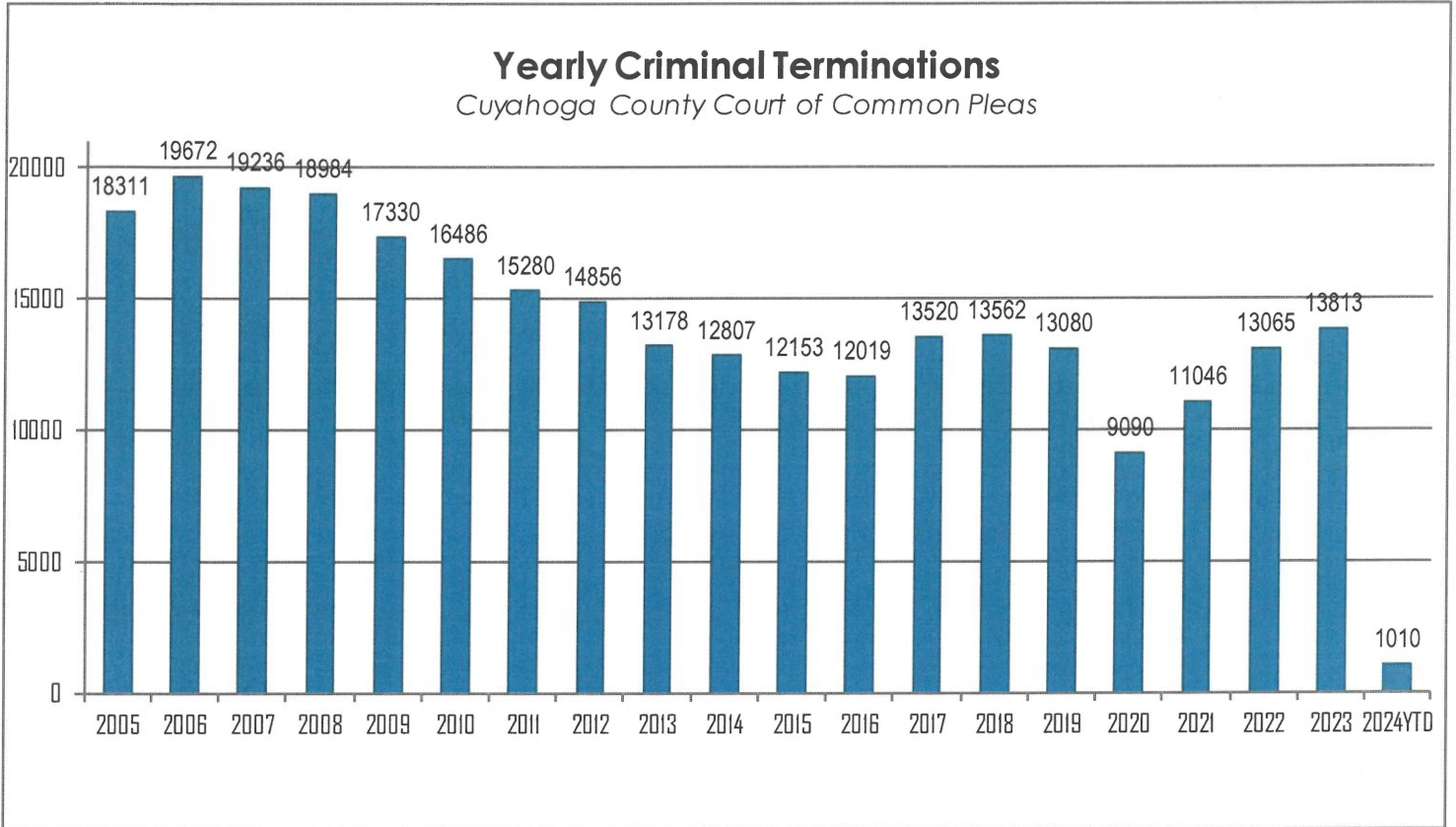
The following chart is a representation of all filed cases in Cuyahoga County Court of Common Pleas from 2005 – January 2024. Newly filed cases are defined as having been arraigned and assigned to a Judge. Re-activated cases are defined as cases where a defendant was unavailable for trial and has now become ready to proceed. Transferred cases are defined as cases moved from one judge’s docket to another. This could be due to re-assignment to a Mental Health Judge or after additional information indicates that by Court rule, the case should have been assigned to another Judge.



CUYAHOGA COUNTY COMMON PLEAS COURT

Yearly Criminal Terminations

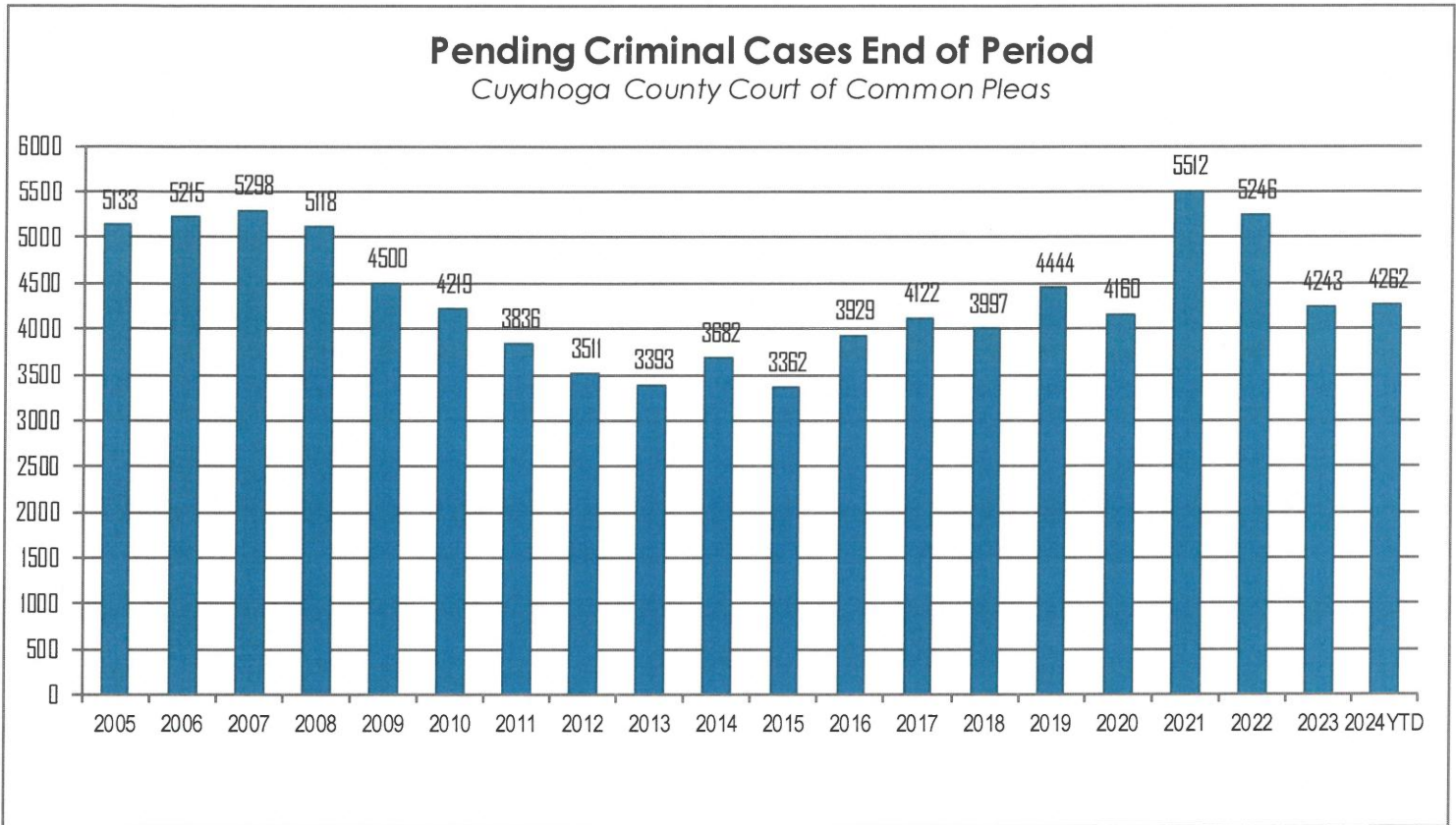
The following chart represents cases that have been terminated by the court from 2005 – January 2024. These cases have been terminated either by trial; plea, dismissal or a defendant is unavailable for trial or sentencing.



CUYAHOGA COUNTY COMMON PLEAS COURT

Pending Criminal Cases End of Period

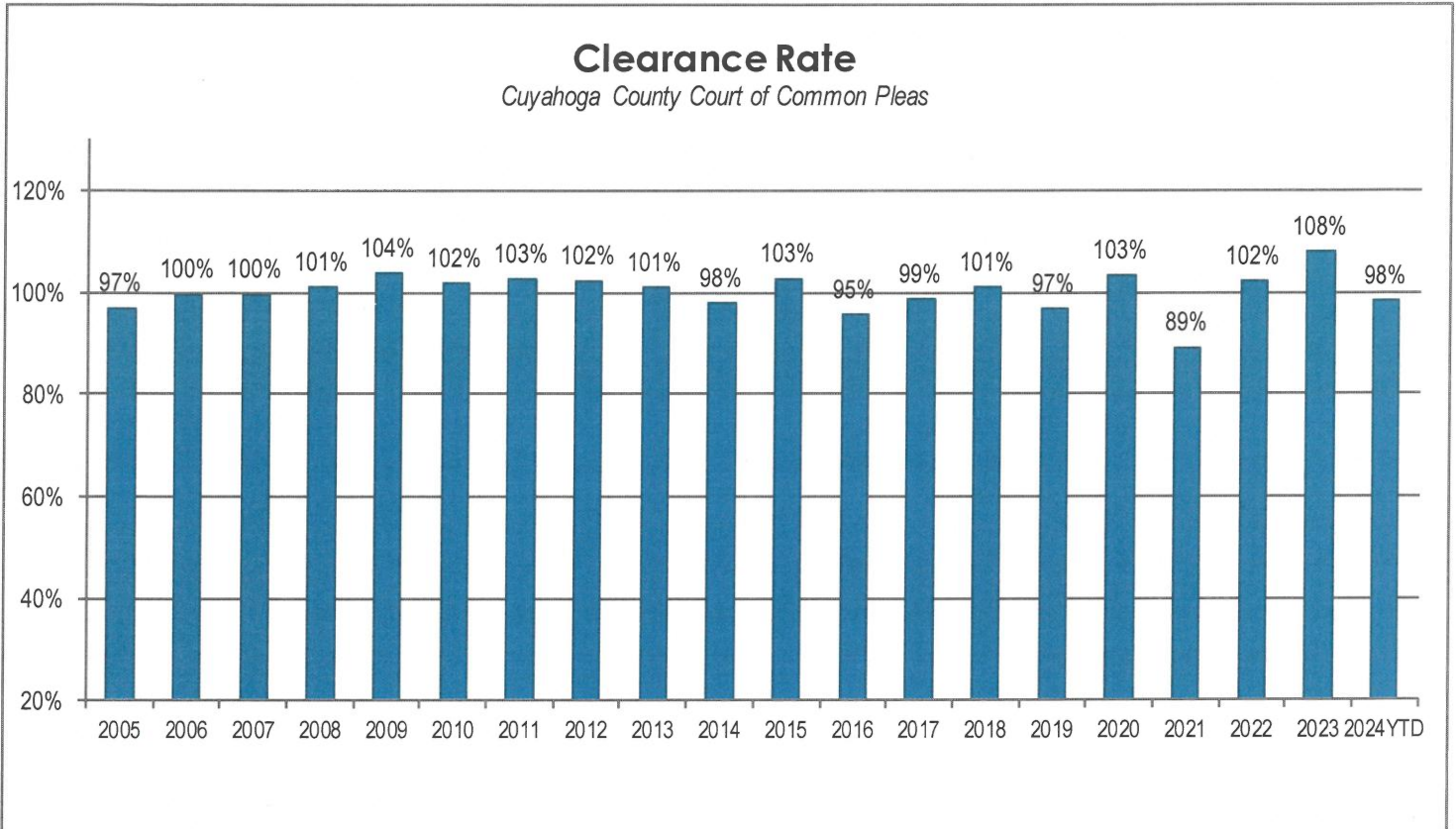
The following chart represents the total number of cases pending at the end of the reporting period from 2005 – January 2024. Pending criminal cases at the end of the period is determined by adding the total number of pending cases at the beginning of the reporting period, and all newly filed, re-activated and transferred in cases. The total number of cases terminated in the period is subtracted from the sum total pending at the beginning of the period to give the value pending at the end of the period.



CUYAHOGA COUNTY COMMON PLEAS COURT

Clearance Rate

The Clearance Rate is the total number of outgoing cases as a percentage of the number of incoming cases. Clearance rate measures whether the court is keeping up with its incoming caseload. If cases are not disposed in a timely manner, a backlog of cases awaiting disposition will grow. A Clearance Rate of 100% indicates that at least as many cases have been filed, reopened, or reactivated in a period have been disposed.



Arrest to Disposition Timeline

Arrest to disposition timeline is a method to measure how felony cases flow through the Cuyahoga County Criminal Justice System. By capturing how long a case takes to move from stage to stage, we can examine where problems may exist and where potential improvements in case processing can be made.

The source data was extracted from the Cuyahoga County Court of Common Pleas Case Management System. The overall population of sample data was based on cases terminated in a given month excluding cases that have gone through diversion programs. A case is defined as a defendant and all charges involved in a single incident. The period for the extracted data is from January 2024.

The stages examined were:

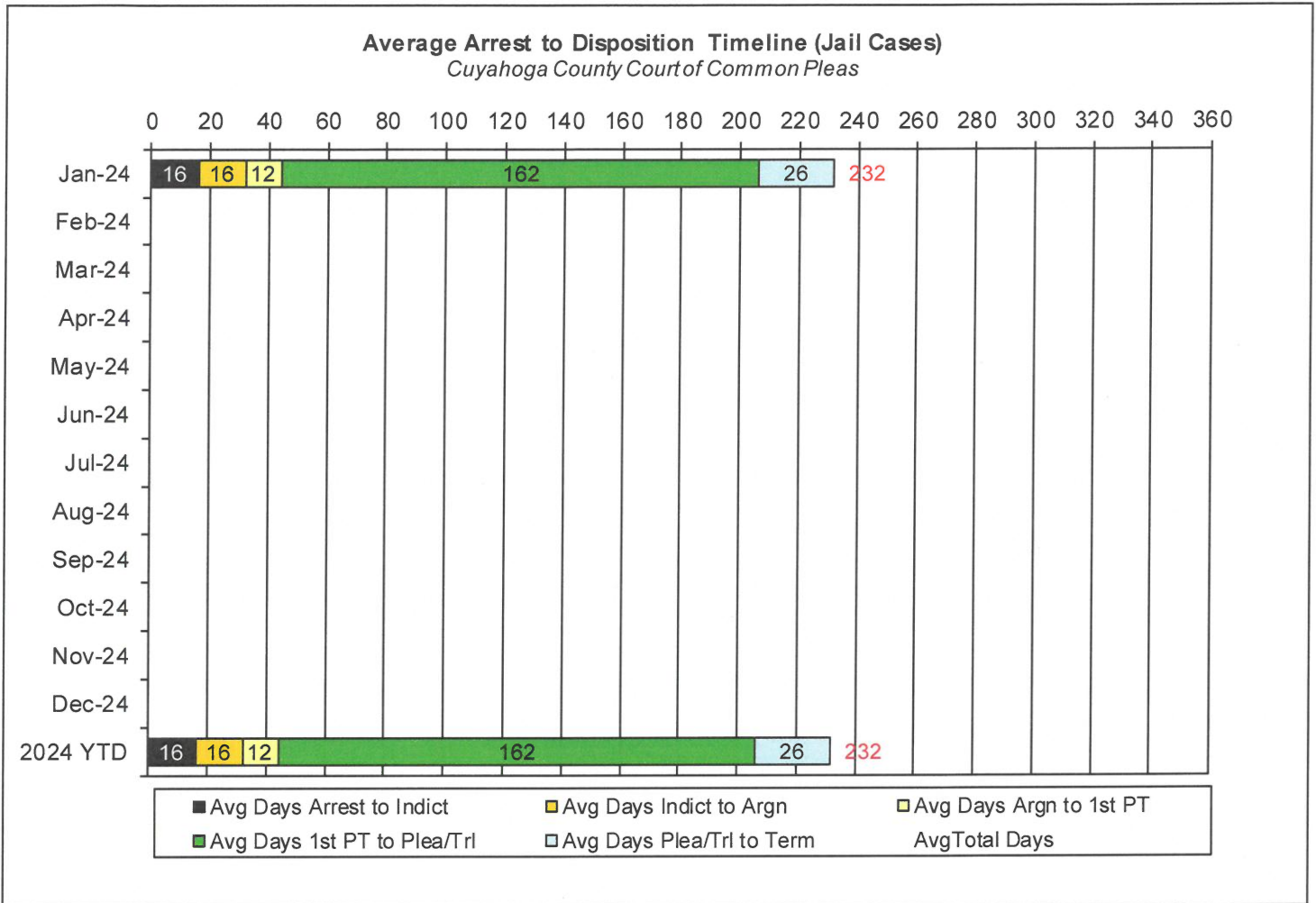
- Arrest to Indictment
- Indictment to Arraignment
- Arraignment to 1st Pre-Trial
- 1st Pre-Trial to Plea/Trial
- Plea/Trial to Termination

Due to the fact that each case may or may not have all of the stage date elements, a method to arrive at stage averages was applied. For a case to be included in the average for a stage there would need to be both dates for the given stage. A case would be included in the Arrest to Indictment stage if both arrest date and indictment date were available. This method was applied to each of the five stages. Next we calculated the total number of cases that met the date criteria for each of the ranges and also the total number of days between each date. To arrive at an average, the total number of days for each case in each range was calculated and divided by the total number of cases that met the date criteria. If a case had a time period or periods where the defendant was capiased or referred to the Psych Clinic, that amount of time was subtracted from the appropriate range. For re-indicted cases, the original arrest date is used.

The following three charts are for Jail, Non-Jail and combined Jail and Non-Jail cases. Jail and Non-Jail cases are defined by the posting of bond prior to plea or trial.

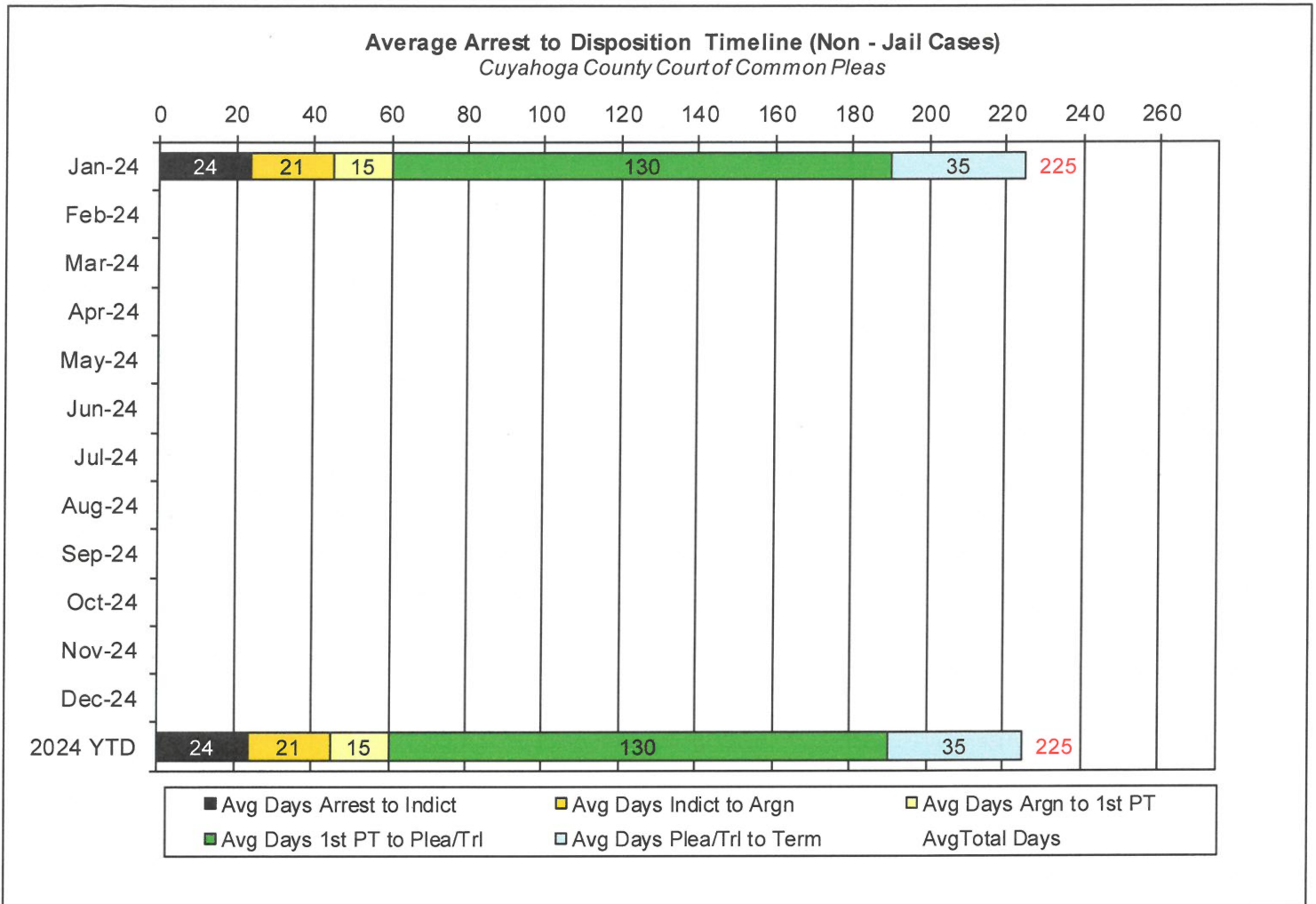
CUYAHOGA COUNTY COMMON PLEAS COURT

Average Arrest to Disposition Timeline (Jail Cases)



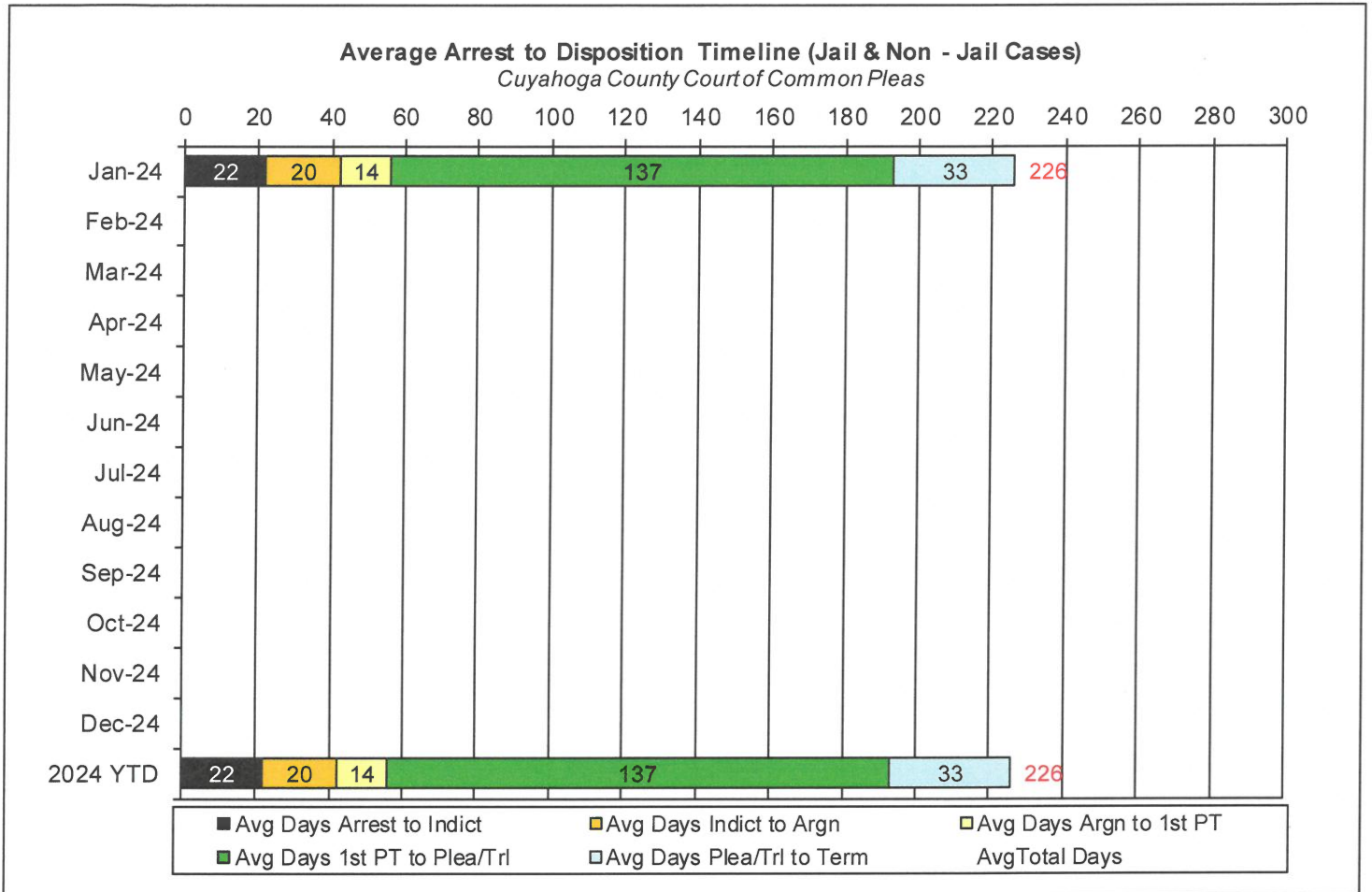
CUYAHOGA COUNTY COMMON PLEAS COURT

Average Arrest to Disposition Timeline (Non-Jail Cases)



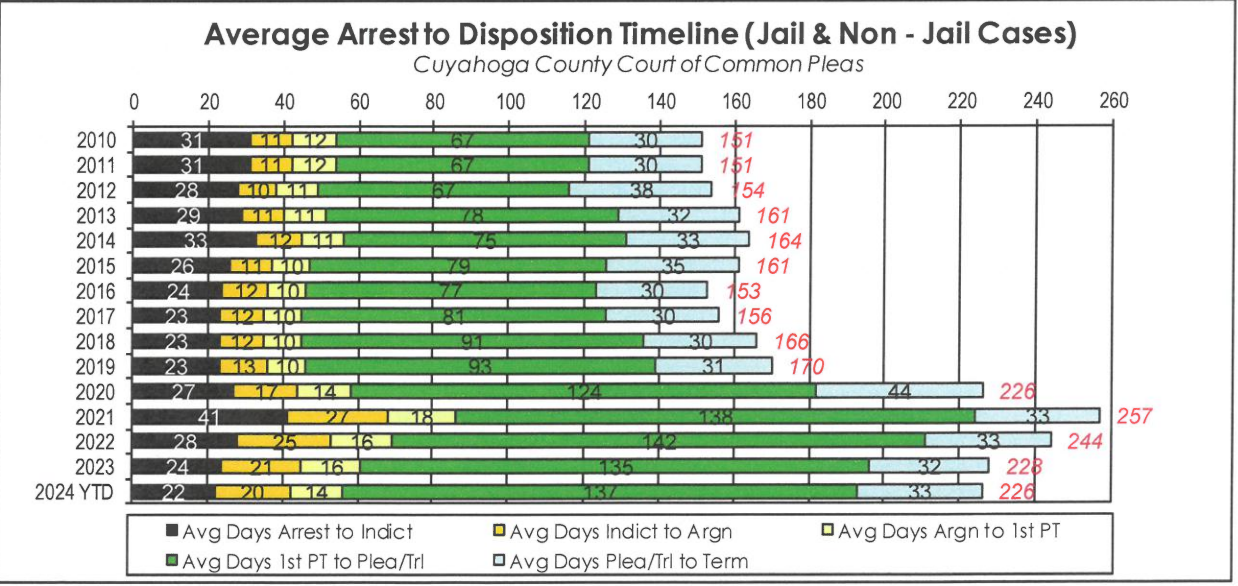
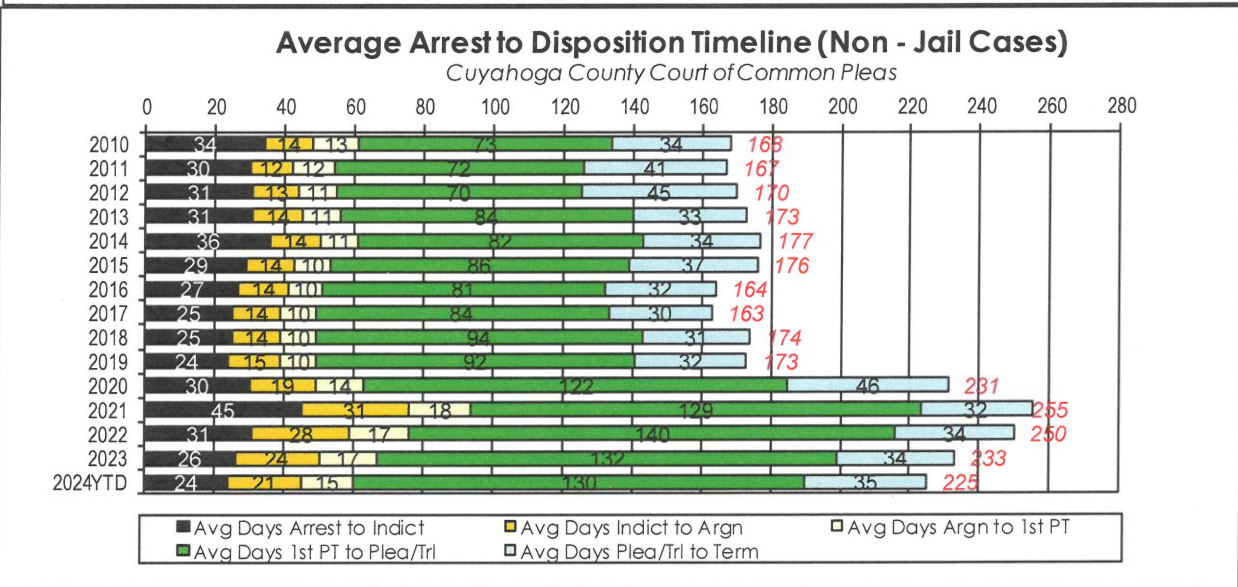
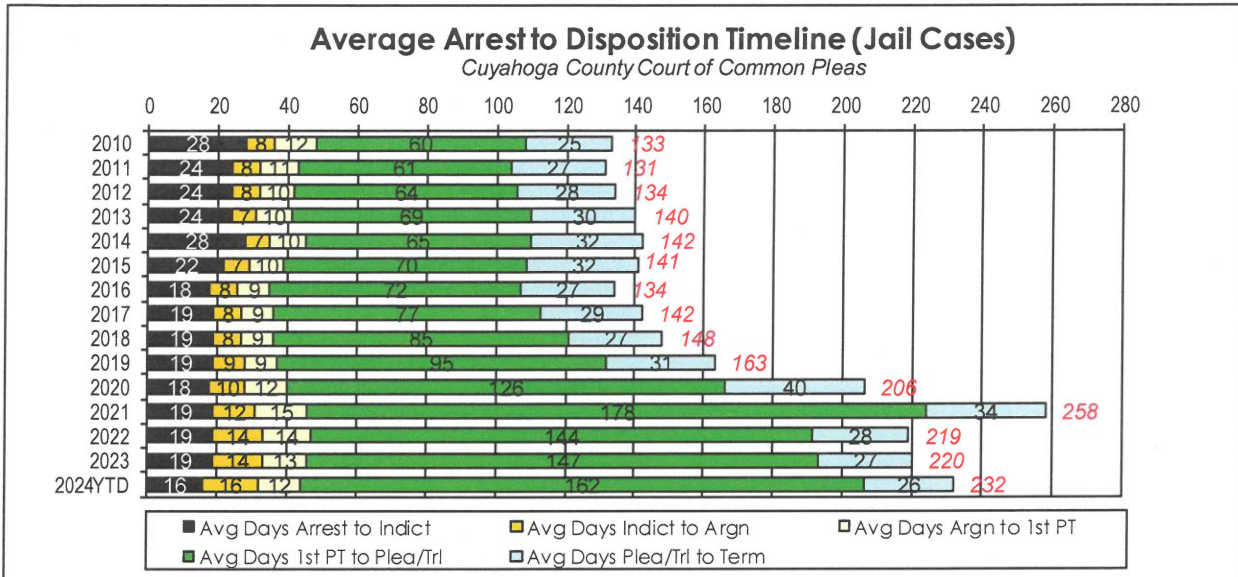
CUYAHOGA COUNTY COMMON PLEAS COURT

Average Arrest to Disposition Timeline (Jail and Non-Jail Cases)



CUYAHOGA COUNTY COMMON PLEAS COURT

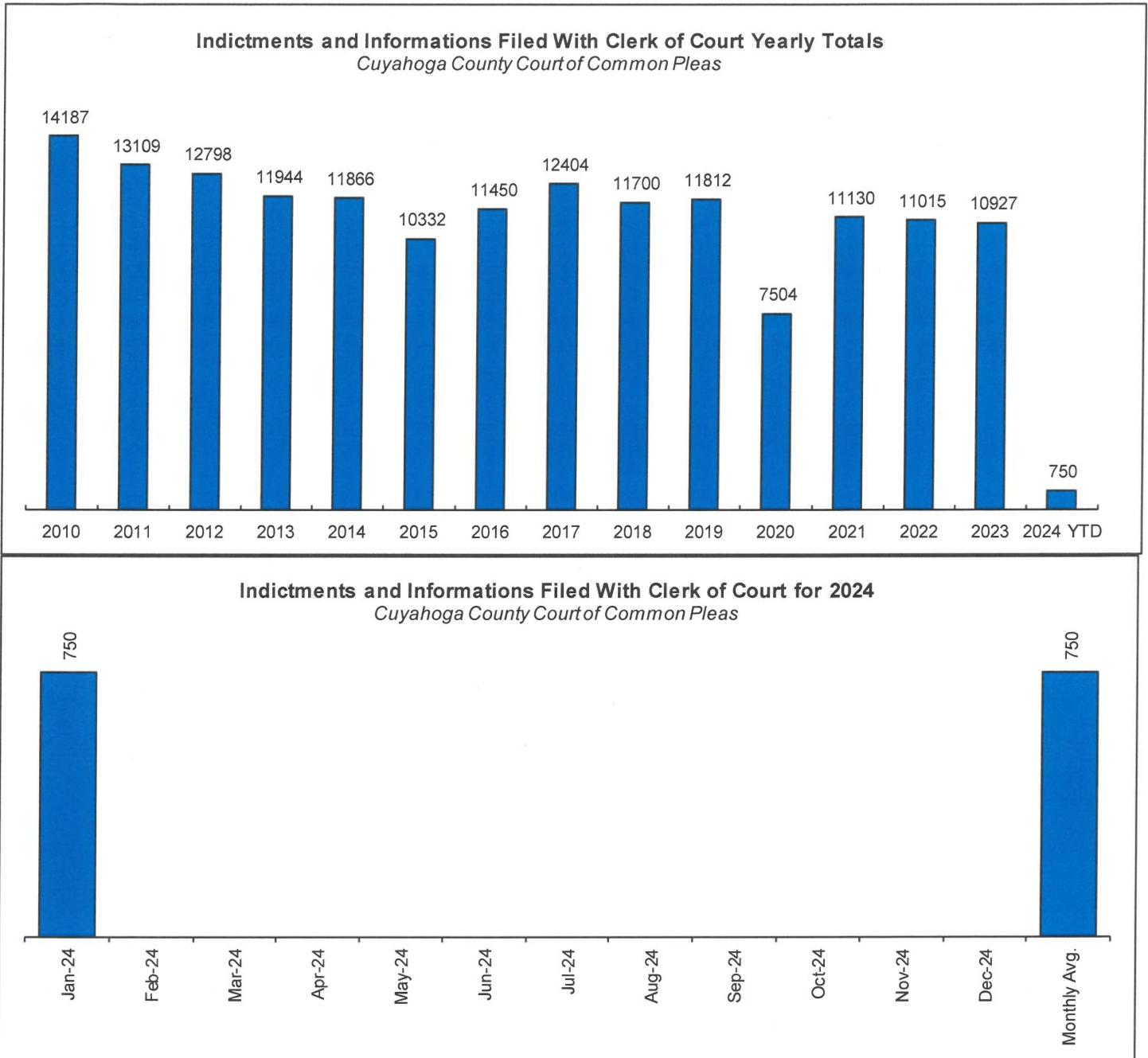
Yearly Average Arrest to Disposition Timeline



CUYAHOGA COUNTY COMMON PLEAS COURT

Indictments and Informations Filed With the Clerk of Courts

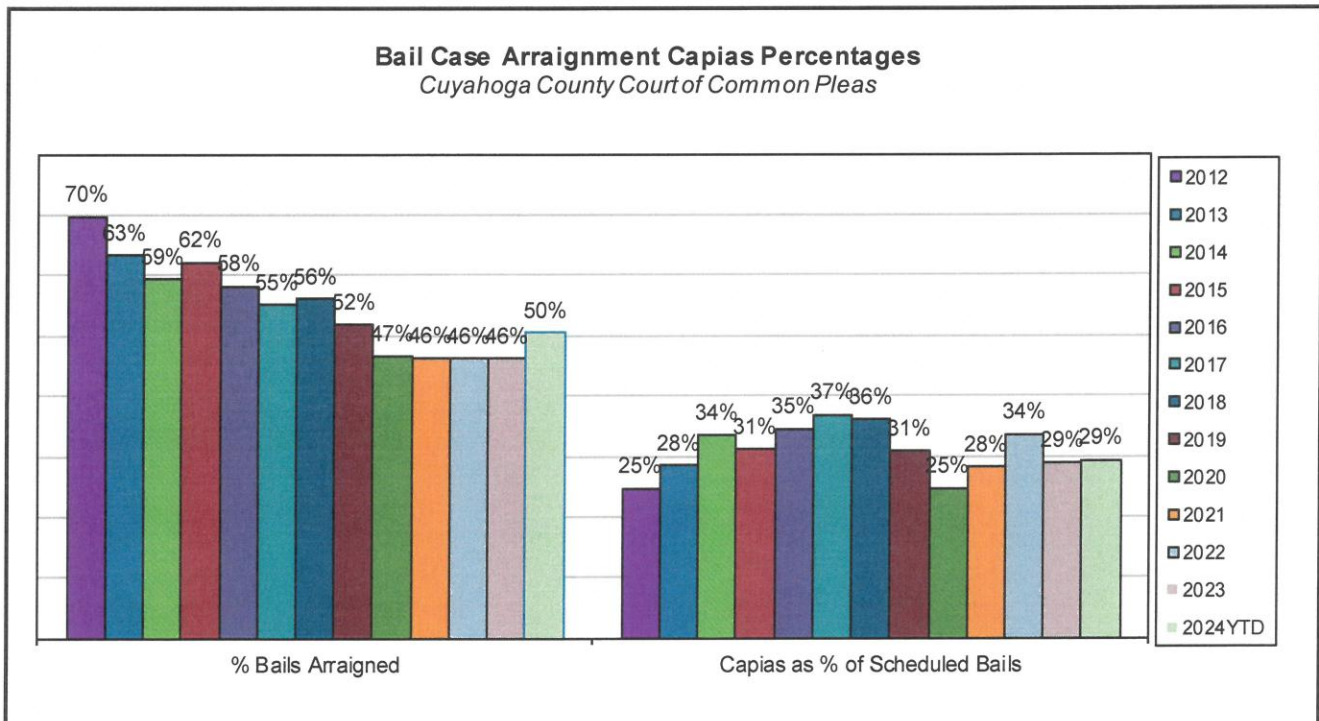
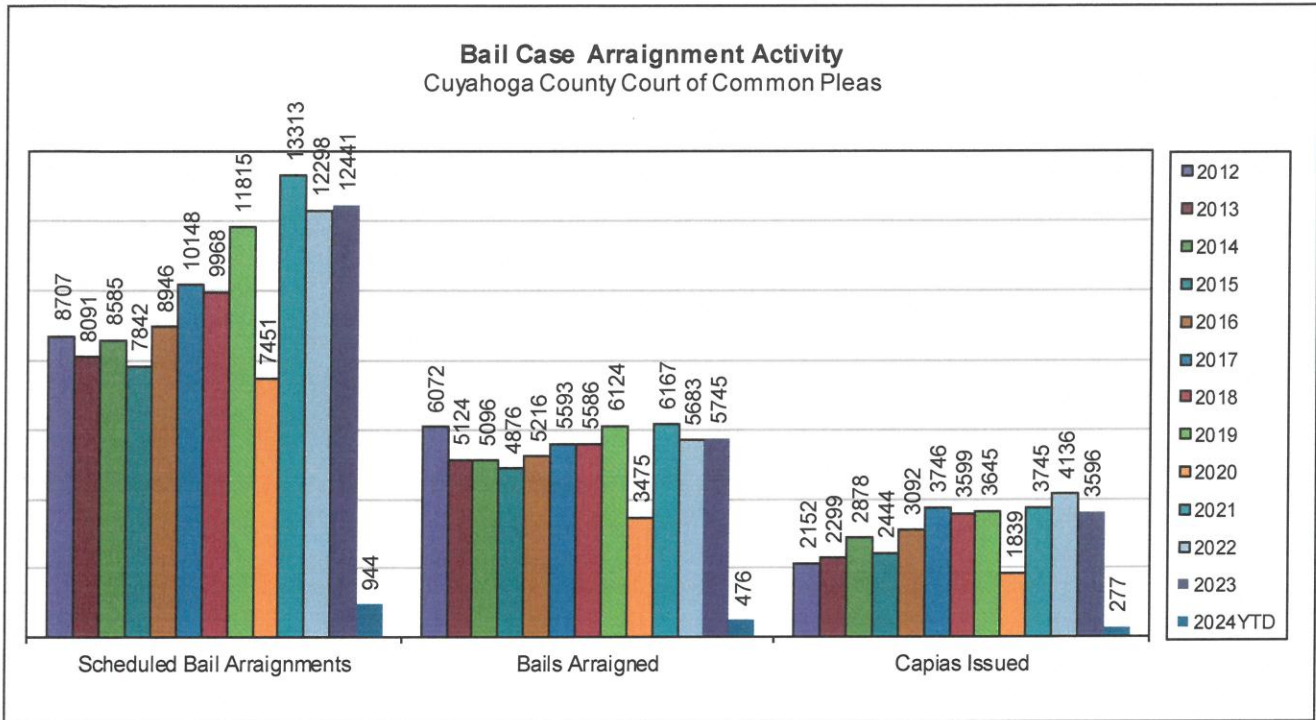
The following charts are reflective of Indictments and Informations filed with the Criminal Clerk of Courts from 2010. The source for this information was the Criminal Clerk's Office.



CUYAHOGA COUNTY COMMON PLEAS COURT

Bail Case Arraignment Activity

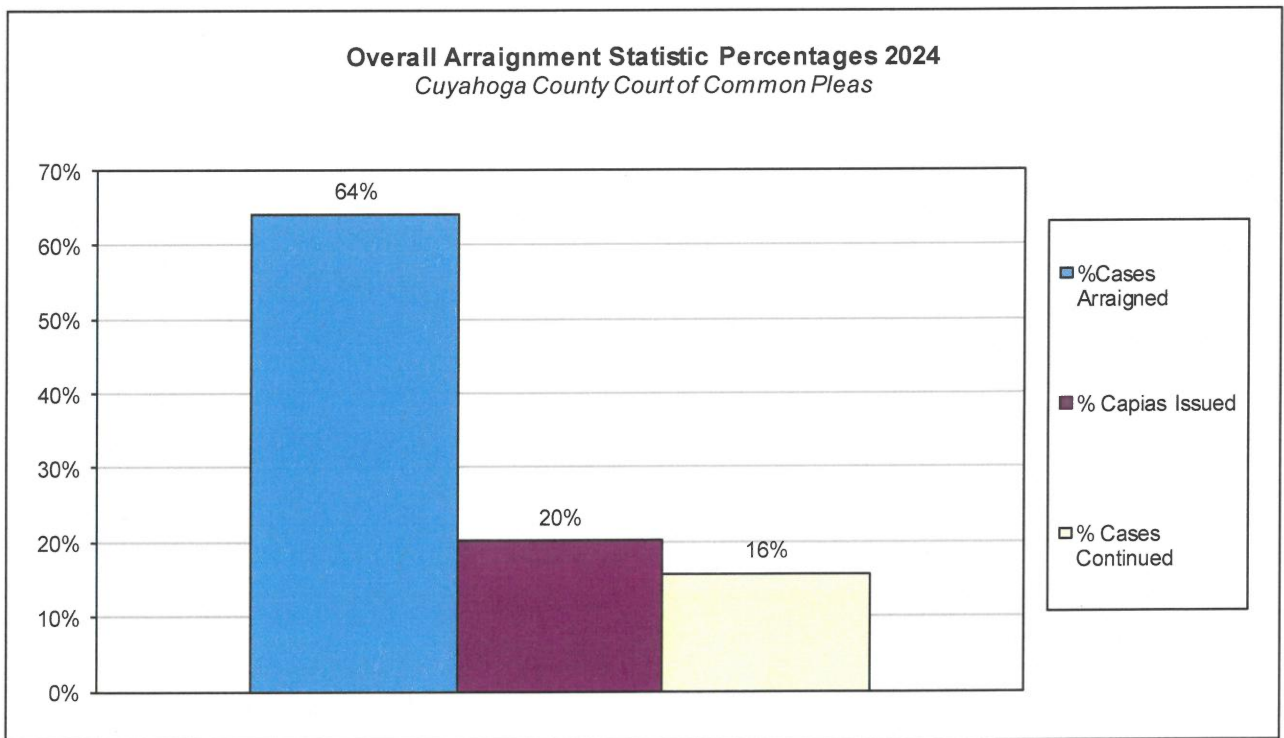
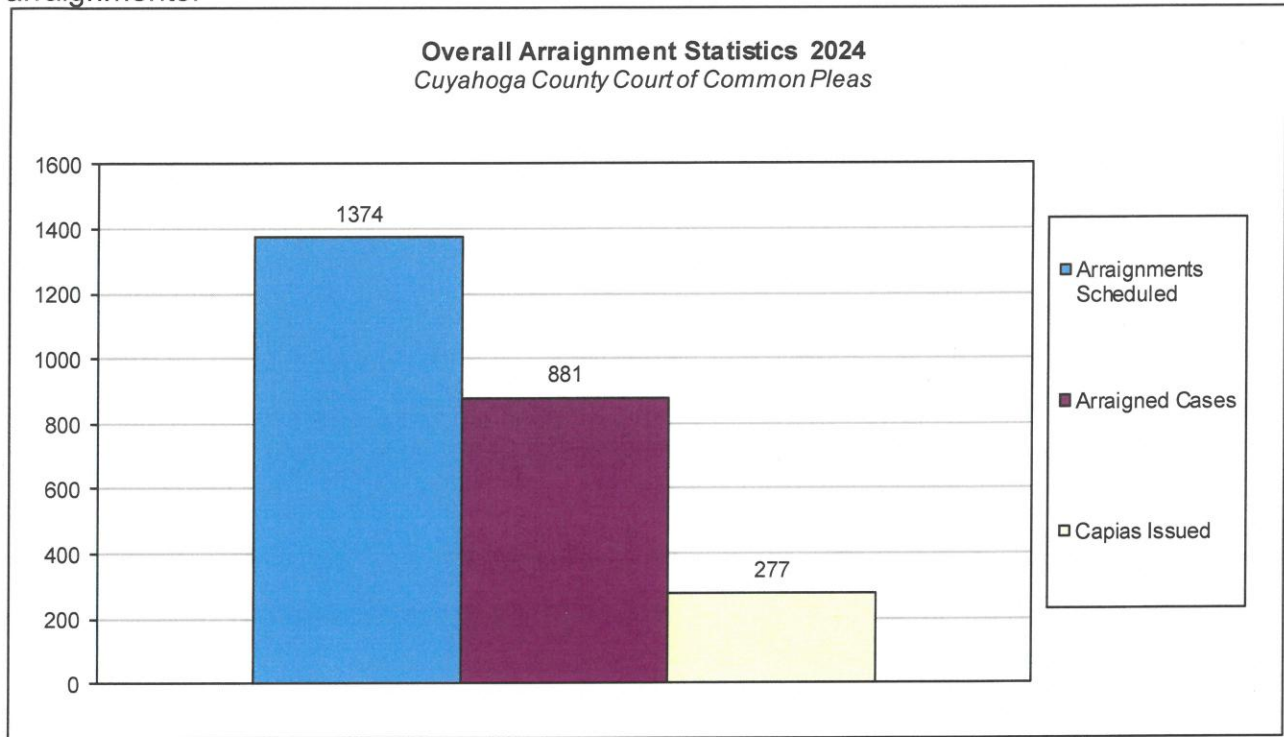
The following charts are reflective of arraignment activity where the defendant was not incarcerated at the time of arraignment. The source for this information was the Criminal Records Department.



CUYAHOGA COUNTY COMMON PLEAS COURT

Overall Arraignment Statistics

The arraignment statistics were provided by the Criminal Records Department. They are provided to give a representation of arraignment activity in the Court in 2024. These statistics include jail and non – jail arraignments.




Judicial Foreclosure Statistics¹

¹ For clarification purposes, Foreclosure cases in this report are identified as Judicial Foreclosure filings (filing codes 1460 (Foreclosure Marsh. Of Lien), 1465(Tax Lien), 1466 (Tax Certificate), 1470 (Quiet Title), and 1480 (Partition)). These cases are different from Board of Revision Foreclosures, which are not reported here.

CUYAHOGA COUNTY COMMON PLEAS COURT

Total Pending Judicial Foreclosure Cases Referred to Magistrates

The following chart is a display of the total number of pending Judicial Foreclosure cases referred to the Magistrates on specific dates. The table below shows the number of these cases pending from each year since 2012.




	As of:	2/7/2024											
Year													
2011		1											
2012		1											
2015		1											
2016		2											
2017		1											
2018		7											
2019		1											
2019		7											
2020		10											
2021		16											
2022		117											
2023		1966											
2024		414											
Total		2544											

CUYAHOGA COUNTY COMMON PLEAS COURT

Total Pending Tax Lien & Certificate Cases Referred to Magistrates

The following chart is a display of the number of pending tax Judicial Foreclosure cases referred to the Magistrates on specific dates. The table below shows the number of pending tax Judicial Foreclosure cases in each year since 2010.

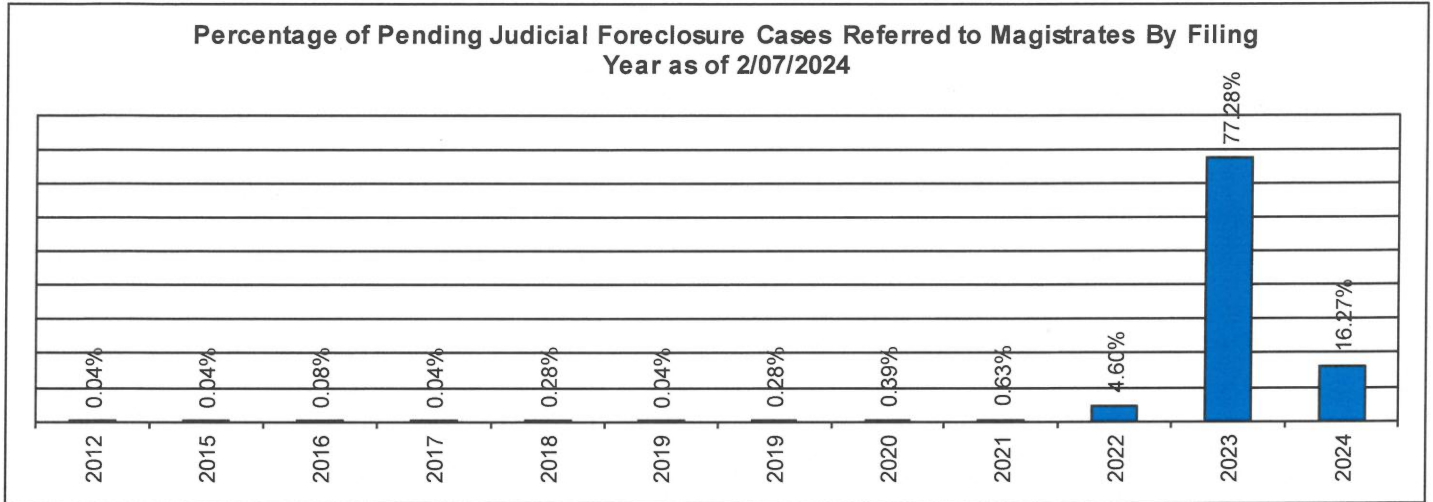


	As of:	2/7/2024										
Year												
2010		1										
2011		1										
2012		1										
2015		2										
2016		3										
2018		2										
2019		1										
2020		5										
2021		9										
2022		15										
2023		855										
2024		132										
Total		1027										

CUYAHOGA COUNTY COMMON PLEAS COURT

Percentage of Pending Judicial Foreclosure Cases By Filing Year

The following chart is a representation of the total number of pending Judicial Foreclosure cases by filing year expressed as a percentage on a specific date. The table below is the supporting data for this chart.

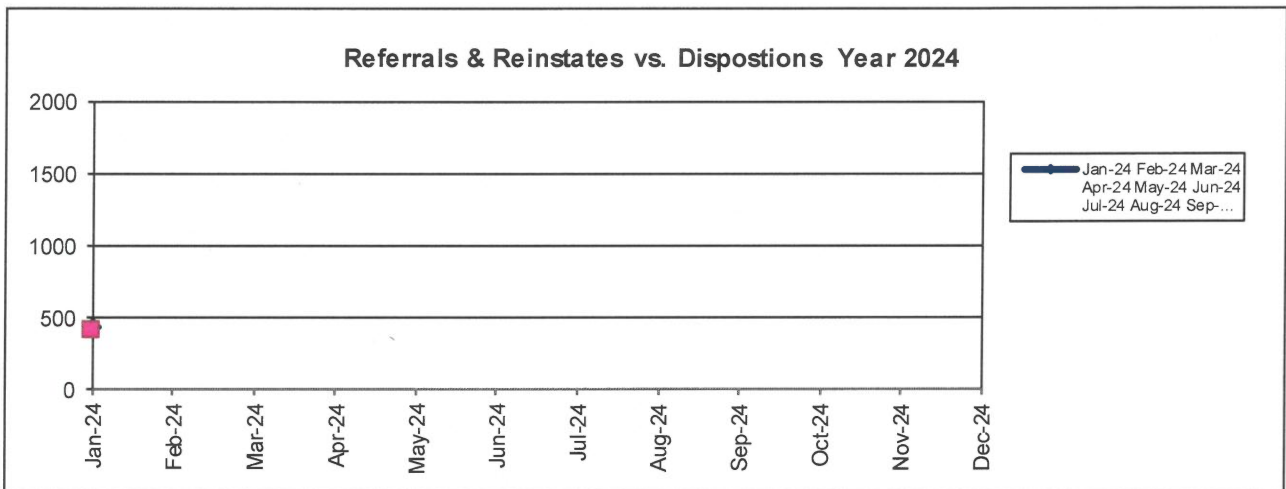



Year	As of:	2/7/2024	% of Total
2011		1	0.04%
2012		1	0.04%
2015		1	0.04%
2016		2	0.08%
2017		1	0.04%
2018		7	0.28%
2019		1	0.04%
2019		7	0.28%
2020		10	0.39%
2021		16	0.63%
2022		117	4.60%
2023		1966	77.28%
2024		414	16.27%
Total		2544	100.00%

CUYAHOGA COUNTY COMMON PLEAS COURT

Judicial Foreclosure Clearance Rate Year 2024

The Clearance Rate is the number of outgoing cases as a percentage of the number of incoming cases. Clearance rate measures whether the court is keeping up with its incoming caseload. If cases are not disposed in a timely manner, a backlog of cases awaiting disposition will grow. A Clearance Rate of 100% indicates that at least as many cases as have been filed, reopened, or reactivated in a period have been disposed.


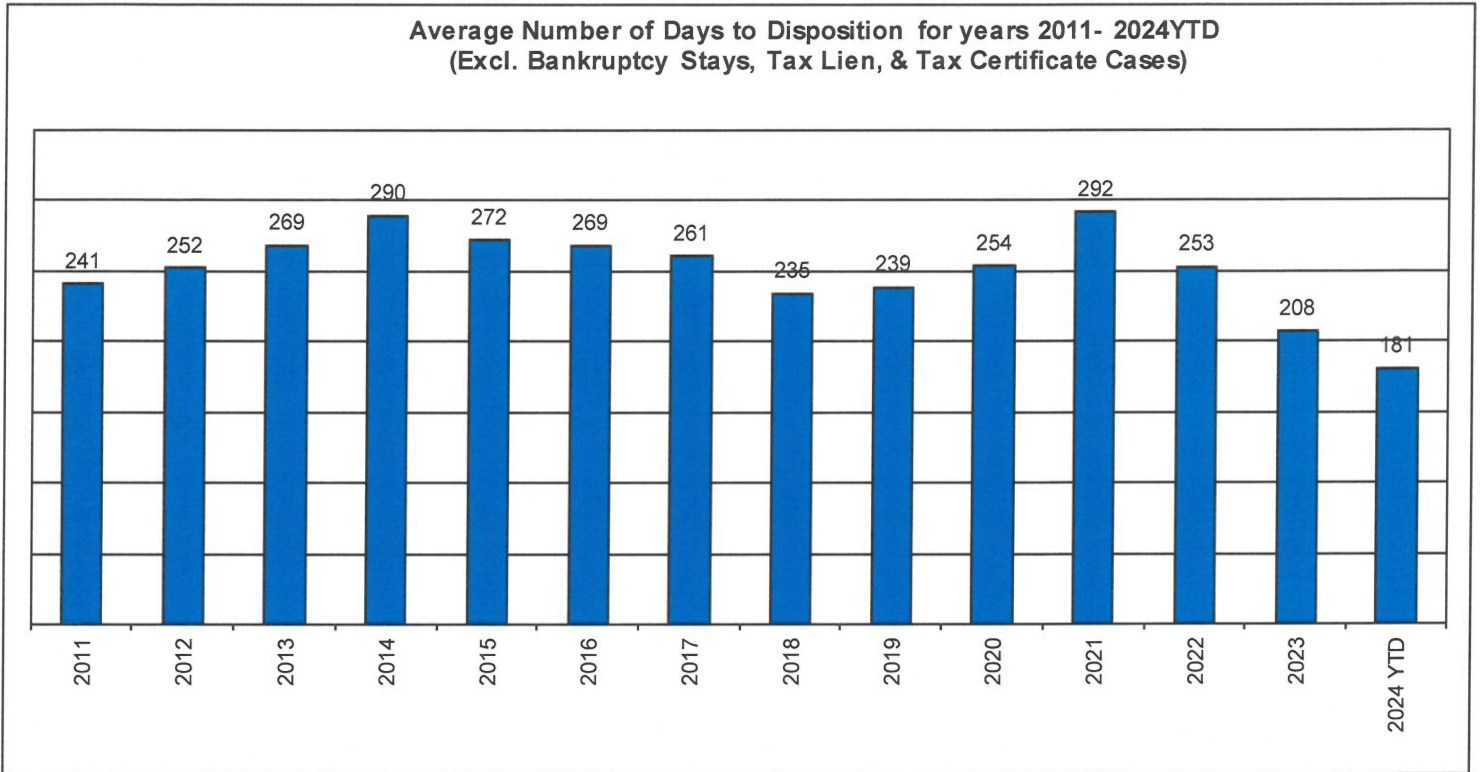


	Referrals & Reinstates	Dispositions	Clearance Rate
Jan-24	438	509	116%
Feb-24			
Mar-24			
Apr-24			
May-24			
Jun-24			
Jul-24			
Aug-24			
Sep-24			
Oct-24			
Nov-24			
Dec-24			
Avg	438	509	116%
Total	438	509	

CUYAHOGA COUNTY COMMON PLEAS COURT

Avg. Number of Days to Disp. (Excl. Bank. Stays & Tax Lien & Tax Cert.)

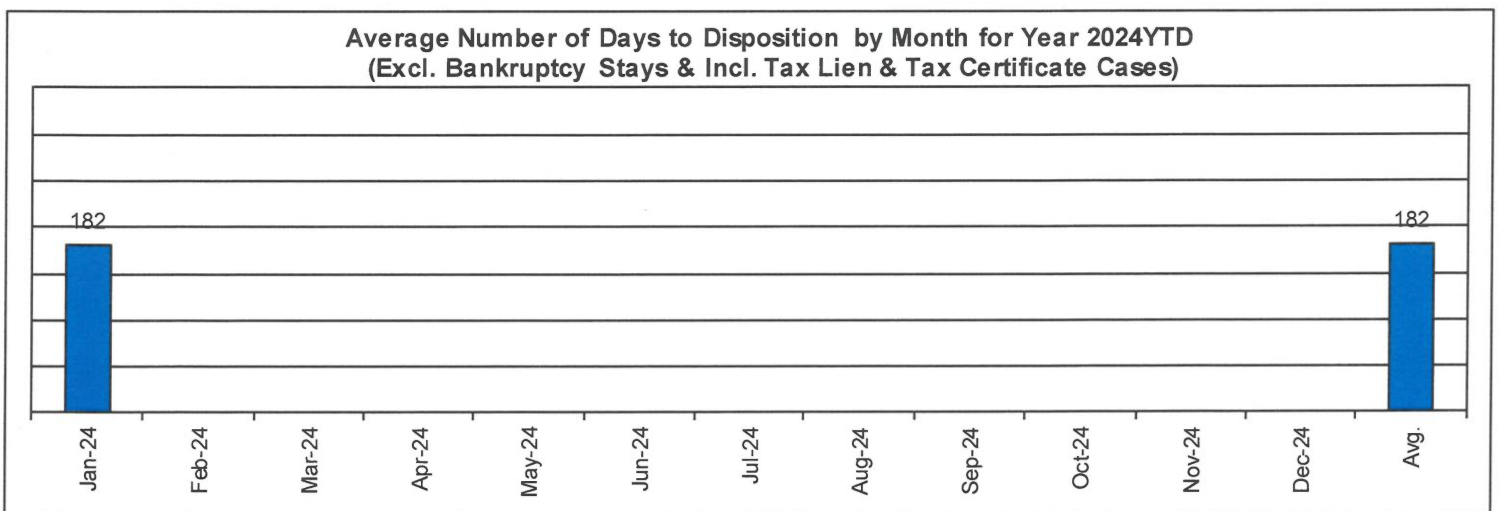
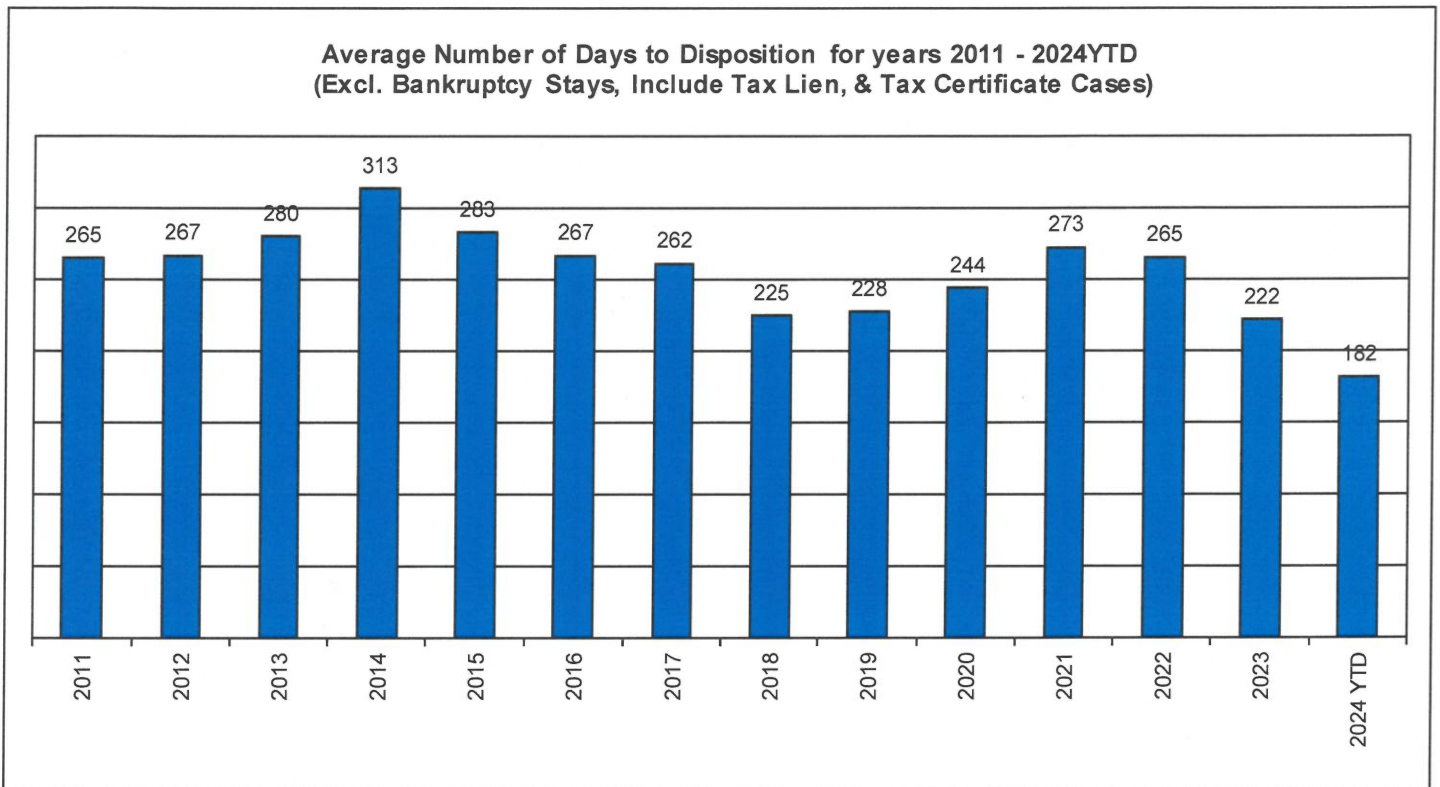
The average number of days to disposition is the number of days from filing to a final disposition entry being filed with the Clerk of Court. The data sample is based on all judicial foreclosure cases terminated by decree or dismissal (cases terminated by bankruptcy are not included) in a month. Each case is examined to determine the number of days between filing and termination with the periods that a case may have been in bankruptcy subtracted. Adding the total days of all of the cases minus bankruptcy periods and dividing by the total number of cases calculates the average. In the following chart, tax judicial foreclosure cases are excluded.



CUYAHOGA COUNTY COMMON PLEAS COURT

Avg. Number of Days to Disp. (Excl. Bank. Stays & Incl. Tax Lien & Tax Cert.)

The average number of days to disposition is the number of days from filing to a final disposition entry being filed with the Clerk of Court. The data sample is based on all Judicial Foreclosure cases terminated by decree or dismissal (cases terminated by bankruptcy are not included) in a month. Each case is examined to determine the number of days between filing and termination with the periods that a case may have been in bankruptcy subtracted. Adding the total days of all of the cases minus bankruptcy periods and dividing by the total number of cases calculates the average. In the following chart, all types of Judicial Foreclosure cases are included.

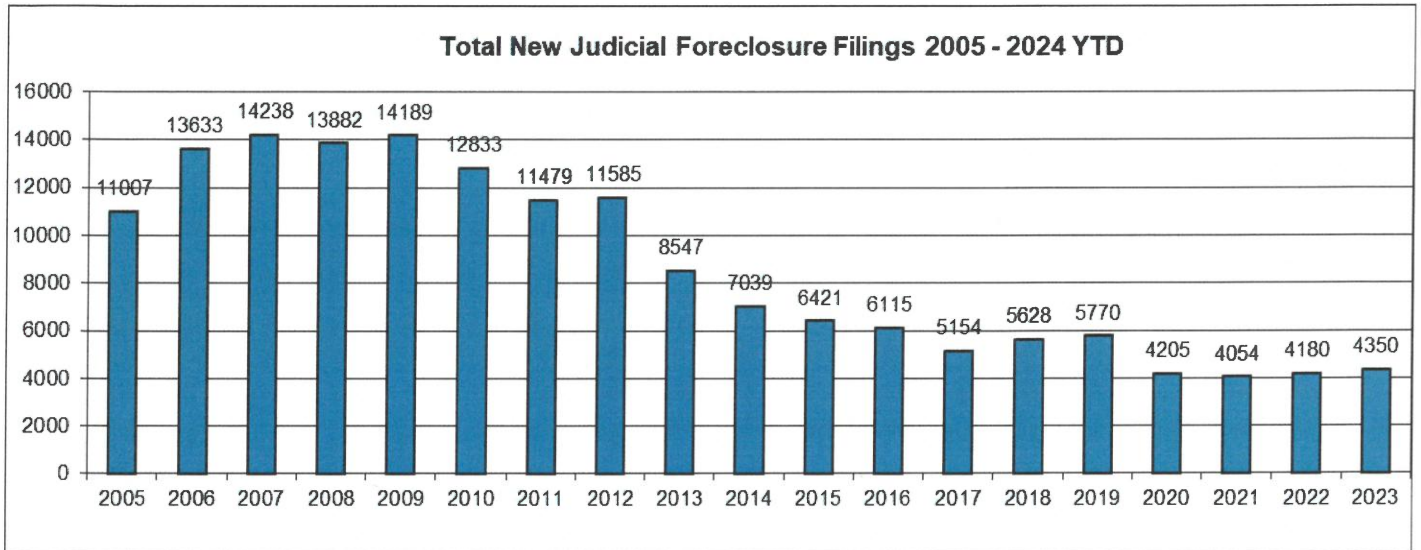


CUYAHOGA COUNTY COMMON PLEAS COURT

Total New Judicial Foreclosure Filings

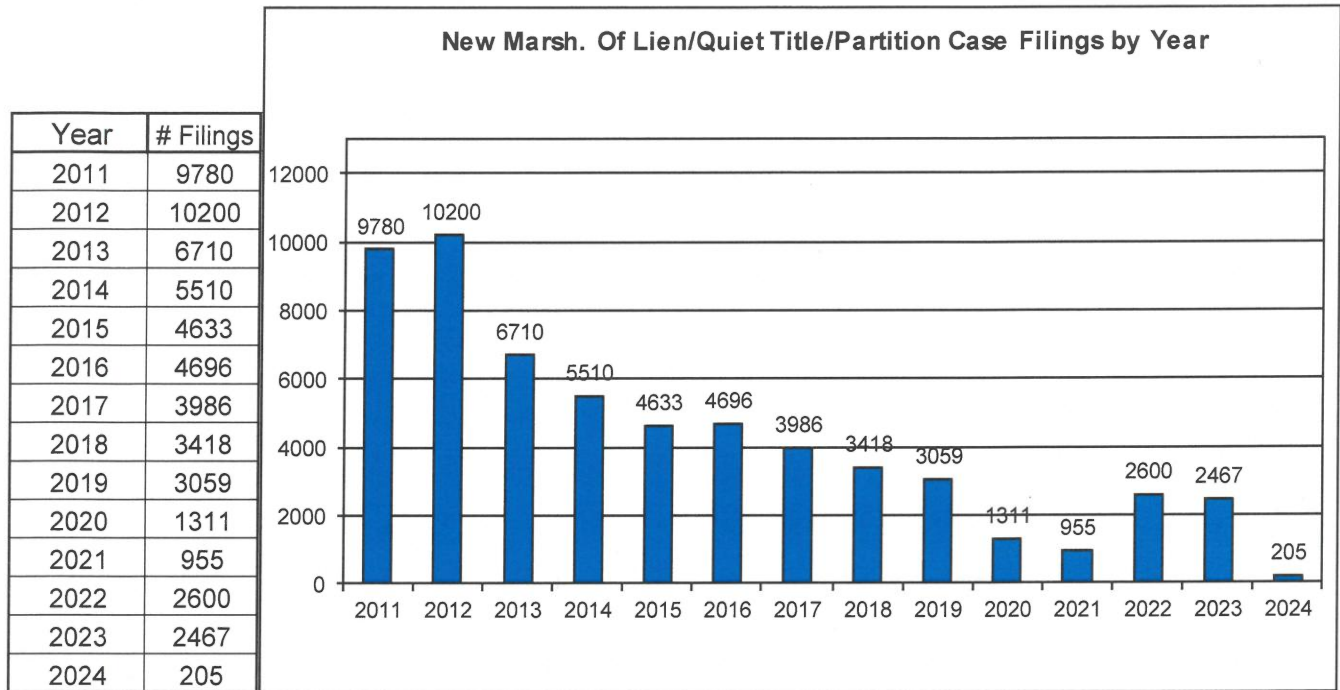
The following charts are provided as a historical view of new judicial foreclosure filings.

1. Total New Judicial Foreclosure Filings from 2005 – 2024 by year
2. Total New Marsh of Lien/Quiet Title/Partition Filings from 2011 – 2024 by month
3. Total New Tax Lien & Tax Certificate Filings for 2011 – 2024 by month
4. Total New Judicial Foreclosure Filings from 2011 – 2024 by month




CUYAHOGA COUNTY COMMON PLEAS COURT

New Marsh of Lien/Quiet Title/Partition Case Filings for Years 2011 – 2024 YTD

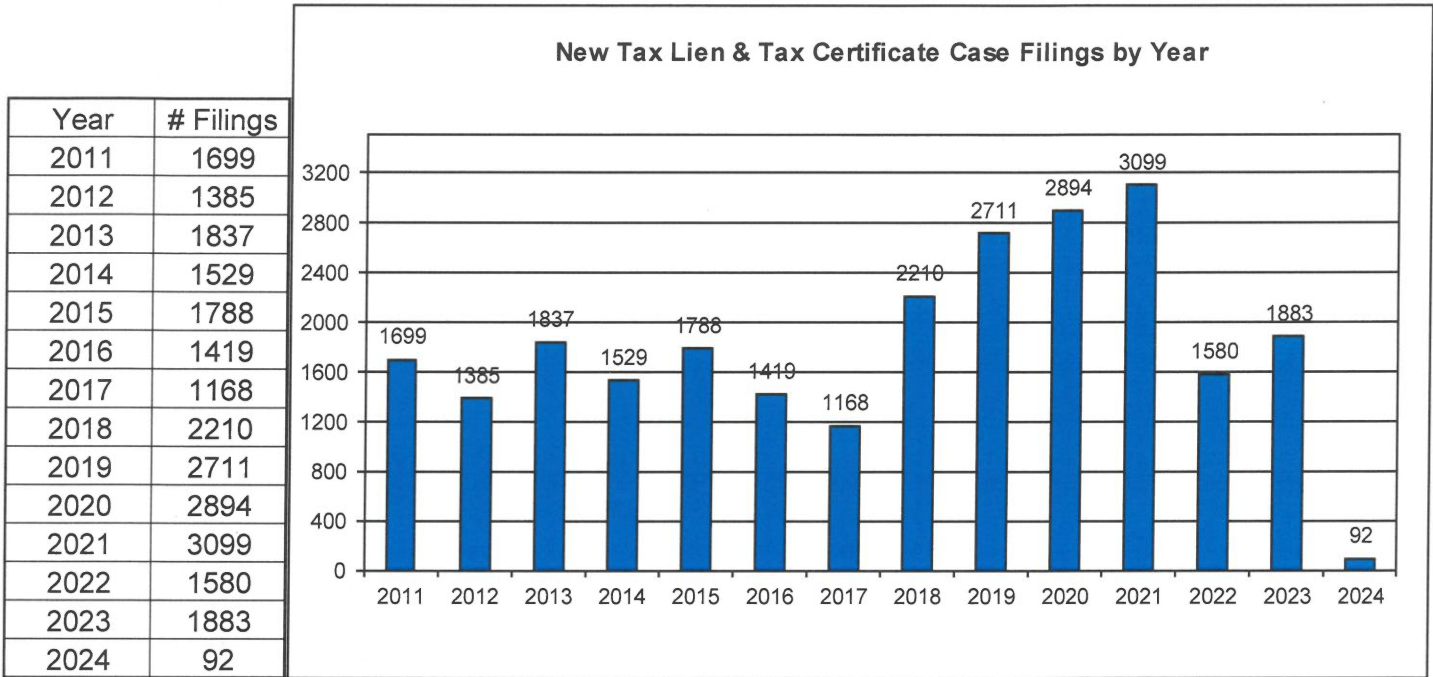


New Marsh of Lien/Quiet Title/Partition Case Filings by month for 2024 YTD




CUYAHOGA COUNTY COMMON PLEAS COURT

New Tax Lien & Certificate Filings for Years 2011 – 2024 YTD



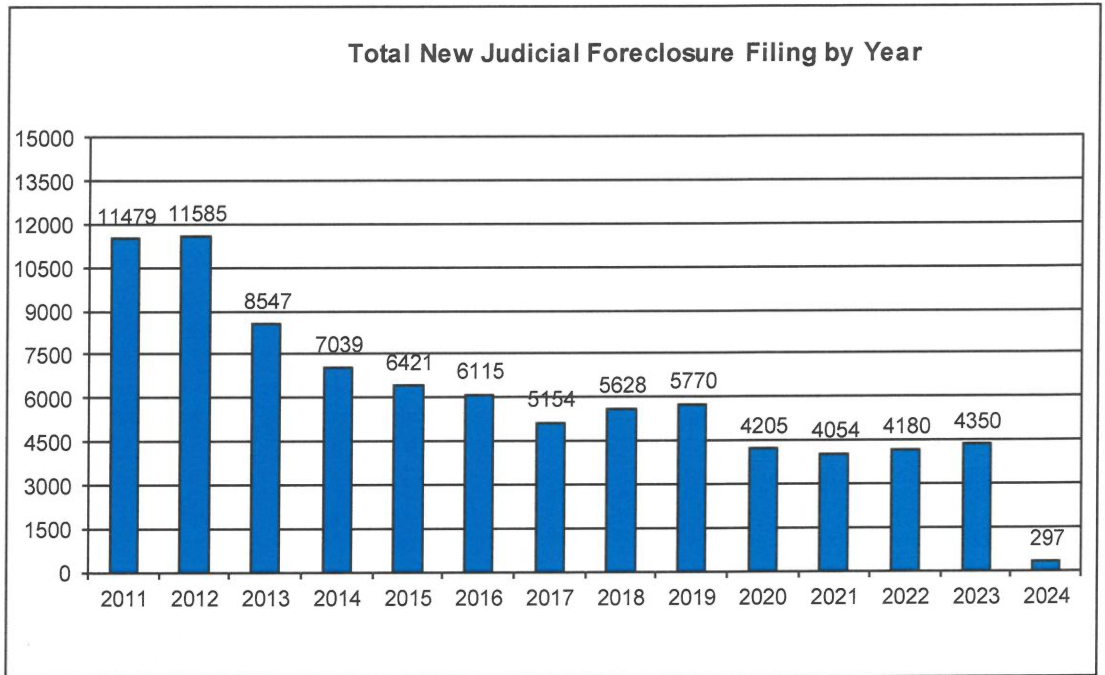
New Tax Lien & Certificate Filings by Month for Year 2024 YTD



CUYAHOGA COUNTY COMMON PLEAS COURT

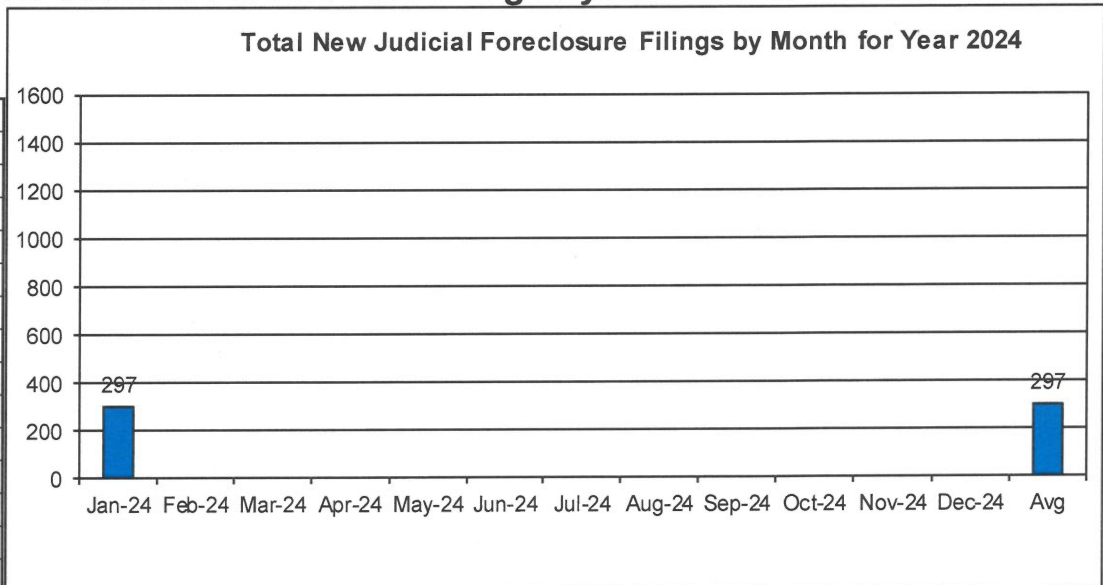
Total New Judicial Foreclosure Filings Years 2011 – 2024 YTD

Year	# Filings
2011	11479
2012	11585
2013	8547
2014	7039
2015	6421
2016	6115
2017	5154
2018	5628
2019	5770
2020	4205
2021	4054
2022	4180
2023	4350
2024YTD	297



Total New Judicial Foreclosure Filings by Month for Year 2024 YTD

Month	# Filings
Jan-24	297
Feb-24	
Mar-24	
Apr-24	
May-24	
Jun-24	
Jul-24	
Aug-24	
Sep-24	
Oct-24	
Nov-24	
Dec-24	
Avg	297
Total	297



Magistrate's Monthly Reports

The Magistrates' Monthly Report consists of 5 reports. Below is a description of each.

Magistrate's Monthly Supplemental Journal Entry Report (R415)

Retrieves total number of supplemental entries and Decrees of Confirmation of Sheriff's sale created during a specific period. A supplemental entry is any journal created by a magistrate, which does not close out a case. For example, any magistrate's order (MG) setting a hearing, any journal entry (JE) ruling on a motion, journals confirming Sheriff's sales, etc.).

Magistrate's Full Disposition Count by Magistrate Report (R413)

Retrieves total number of cases disposed of during a specific period. The dispositions are grouped by Magistrate and then broken down by the type of disposition (i. e. Default, Dismissed with Prejudice, Dismissed without Prejudice, etc.) This report can be printed three different ways. Including tax cases (Full Dispositions), excluding tax cases (Non-Tax Dispositions), and Tax cases only (Tax Dispositions).

Magistrate's Monthly Cases Referred/Reinstated Report (R418)

Retrieves newly filed cases referred to the Magistrates Dept. and cases previously disposed by the Magistrates Dept. that are reinstated and re-referred to the magistrates. The cases are separated by Tax (filing code 1465; Tax Judicial Foreclosure & 1466; Tax Certificate Judicial Foreclosure) and Non-Tax (1460; Judicial Foreclosure Marsh. Of Lien, 1480; Partition, 1470; Quiet Title, misc. (i. e. 1391; Contract Other, etc.).

Magistrate's Monthly Hearing Totals Report (R3146)

Retrieves total number of hearings held during one month. The hearings are grouped by Magistrate and then broken down by what type hearing was held (i. e. Default, Pretrial, etc.).

Magistrate's Monthly Case Load Report (R3147)

Retrieves individual caseload totals for individual magistrates during a specific period. The cases are grouped by magistrate and then broken down by case type (i. e. tax judicial foreclosure, tax certificate judicial foreclosure and non-tax judicial foreclosure).

CUYAHOGA COUNTY COURT OF COMMON PLEAS

DATE: 02/07/2024
TIME: 9:01 AM

OFFICE OF THE MAGISTRATES
MAGISTRATE'S MONTHLY SUPPLEMENTALS BY CASE
REPORTING PERIOD: JANUARY 2024

PAGE: 1
CMSR415D

SUPPLEMENTALS

AUGUSTYN	236
BUCHA	201
DAY	340
DYKE	215
GOZELANCZYK	251
HEGYES	141
JACKSON	328
JACKSON	155
KLEIN	139
LUCAS	208
LUNSFORD	229
UNACCOUNTED FOR	0

TOTAL 2443

CONFIRMATIONS

TOTAL 1

CUYAHOGA COUNTY COURT OF COMMON PLEAS

OFFICE OF THE MAGISTRATES

Full Disposition Count by Magistrate

REPORTING PERIOD: FROM 01/01/2024 TO 01/31/2024

DATE: 02/07/2024

TIME: 9:02 AM

PAGE: 1

CMSR413

MagID	Dispose Type	Tax Cert.	Tax Treas.	Total
KCA	Bank	0	0	0
	Def	0	0	3
	Dism	0	2	18
	Ref. Vacate	0	0	0
	Court Trial	0	0	5
	Other	0	10	10
	MAG'S TOTAL		0	12

Decrees	299
Defaults	91
Other	180
Court Trial	28
Dismissals	205
Bankruptcy	5
Ref. Vacated	0
Grand Total	509

SMB	Bank	0	0	0
	Def	0	0	6
	Dism	0	2	10
	Ref. Vacate	0	0	0
	Court Trial	0	0	6
	Other	0	13	17
	MAG'S TOTAL		0	15

CD	Bank	0	1	1
	Def	0	0	14
	Dism	0	2	13
	Ref. Vacate	0	0	0
	Court Trial	0	0	4
	Other	0	16	19
	MAG'S TOTAL		0	19

JTD	Bank	0	0	0
	Def	0	0	14
	Dism	0	7	21
	Ref. Vacate	0	0	0
	Court Trial	0	0	0
	Other	0	15	20
	MAG'S TOTAL		0	22

BSG	Bank	0	0	1
	Def	1	0	12
	Dism	0	4	24
	Ref. Vacate	0	0	0
	Court Trial	0	0	1
	Other	0	5	14
	MAG'S TOTAL		1	9

DKH	Bank	0	0	1
	Def	0	0	3
	Dism	0	4	14
	Ref. Vacate	0	0	0
	Court Trial	0	0	1
	Other	0	16	20
	MAG'S TOTAL		0	20

ARJ	Bank	0	0	0
	Def	0	0	7
	Dism	0	7	25
	Ref. Vacate	0	0	0
	Court Trial	0	0	3
	Other	0	10	19
	MAG'S TOTAL		0	17

JLJ	Bank	0	0	1
	Def	0	0	10
	Dism	0	7	23

DATE: 02/07/2024
TIME: 9:02 AM

CUYAHOGA COUNTY COURT OF COMMON PLEAS
OFFICE OF THE MAGISTRATES
Full Disposition Count by Magistrate
REPORTING PERIOD: FROM 01/01/2024 TO 01/31/2024

PAGE: 2
CMSR413

MagID	Dispose Type	Tax Cert.	Tax Treas.	Total
	Ref. Vacate	0	0	0
	Court Trial	0	0	3
	Other	0	14	17
	<u>MAG'S TOTAL</u>	0	21	<u>54</u>
<hr/>				
MK	Bank	0	0	0
	Def	0	0	10
	Dism	0	6	26
	Ref. Vacate	0	0	0
	Court Trial	0	0	3
	Other	1	12	17
	<u>MAG'S TOTAL</u>	1	18	<u>56</u>
<hr/>				
PL	Bank	0	0	0
	Def	0	0	12
	Dism	0	5	21
	Ref. Vacate	0	0	0
	Court Trial	0	0	2
	Other	0	17	25
	<u>MAG'S TOTAL</u>	0	22	<u>60</u>
<hr/>				
GL	Bank	0	1	1
	Def	0	0	0
	Dism	0	1	10
	Ref. Vacate	0	0	0
	Court Trial	0	0	0
	Other	0	0	2
	<u>MAG'S TOTAL</u>	0	2	<u>13</u>

CUYAHOGA COUNTY COURT OF COMMON PLEAS

DATE: 02/07/2024
 TIME: 09:02 AM

OFFICE OF THE MAGISTRATES
 MAGISTRATE'S MONTHLY REF/REIN CASES
 FROM 01/01/2024 TO 01/31/2024

CMSR418

MAGISTRATE	NEW REFERRALS				REINSTATED			
	Tax Treas.	Tax Cert.	Non-Tax	Total	Tax Treas.	Tax Cert.	Non-Tax	Total
<u>AUGUSTYN/KEVIN/C</u>	8	0	32	40	1	0	2	3
<u>BUCHA/STEPHEN/M</u>	2	0	12	14	0	1	2	3
<u>DAY/CHRISTOPHER/</u>	4	0	24	28	0	0	2	2
<u>DYKE/JOHN/T</u>	10	0	25	35	0	0	0	0
<u>GOZELANCZYK/BRIAN/S</u>	11	0	29	40	0	0	2	2
<u>HEGYES/DEAN/K</u>	4	0	43	47	0	0	2	2
<u>JACKSON/AMY/R</u>	15	0	28	43	0	0	1	1
<u>JACKSON/JIM/L</u>	13	0	25	38	0	0	0	0
<u>KLEIN/MONICA/</u>	7	0	27	34	0	0	0	0
<u>LUCAS/PAUL/</u>	27	0	39	66	1	1	2	4
<u>LUNSFORD/GINA/</u>	9	0	25	34	0	0	2	2
<u>TOTAL</u>	110	0	309	419	2	2	15	19
<u>COMBINED TOTAL</u>	438							

CUYAHOGA COUNTY COURT OF COMMON PLEAS

OFFICE OF THE MAGISTRATES

MAG MONTHLY HEARING TOTALS

Reporting Period: January 2024

DATE: 02/07/2024
TIME: 09:02 AM

PAGE: 1
CMSR3146

Monthly Hearing Total 470

AUGUSTYN
 Default Hearings 0
 Tax Hearings 0
 Pretrials 38

 TOTAL: 38

BUCHA
 Default Hearings 0
 Tax Hearings 0
 Pretrials 41

 TOTAL: 41

DAY
 Default Hearings 0
 Tax Hearings 0
 Pretrials 50

 TOTAL: 50

DYKE
 Default Hearings 16
 Tax Hearings 13
 Pretrials 13

 TOTAL: 42

GOZELANCZYK
 Default Hearings 0
 Tax Hearings 0
 Pretrials 57

 TOTAL: 57

HEGYES
 Default Hearings 0
 Tax Hearings 0
 Pretrials 42

 TOTAL: 42

JACKSON
 Default Hearings 11
 Tax Hearings 16
 Pretrials 31

 TOTAL: 58

JACKSON
 Default Hearings 24
 Tax Hearings 17
 Pretrials 18

 TOTAL: 59

KLEIN
 Default Hearings 0
 Tax Hearings 0
 Pretrials 29

 TOTAL: 29

LUCAS
 Default Hearings 0
 Tax Hearings 0
 Pretrials 42

 TOTAL: 42

CUYAHOGA COUNTY COURT OF COMMON PLEAS

OFFICE OF THE MAGISTRATES

MAG MONTHLY HEARING TOTALS

Reporting Period: January 2024

DATE: 02/07/2024
TIME: 09:02 AM

PAGE: 2
CMSR3146

TOTAL:	42
LUNSFORD	
Default Hearings	0
Tax Hearings	0
Pretrials	12
<hr/>	
TOTAL:	12

CUYAHOGA COUNTY COURT OF COMMON PLEAS

DATE: 02/07/2024
 TIME: 9:03 AM

Office of the Magistrates
 Magistrate's Monthly Case Load
 MONTH: JANUARY 2024

PAGE: 1
 CMSR3147

Magistrate Name	Non Tax Total	Tax Cert.	Tax Treas.	Total Tax	Total Cases
AUGUSTYN	110	1	60	61	171
BUCHA	80	2	48	50	130
DAY	117	1	82	83	200
DYKE	110	0	65	65	175
GOZELANCZYK	159	3	116	119	278
HEGYES	190	1	100	101	291
JACKSON	166	1	94	95	261
JACKSON	144	1	101	102	246
KLEIN	164	3	76	79	243
LUCAS	160	2	113	115	275
LUNSFORD	160	1	117	118	278
Non Tax Total:	1560	Cert.Tax Total: 16	Tax Treas. Total: 972	Total Tax: 988	Total Cases: 2548

Report CMSR1062 - Judicial Foreclosure Statistics by Judge

Report CMSR1062 provides a list of judicial foreclosure case activity for each Judge. The report identifies how many cases were pending at the beginning of the period. The new cases filed and cases that were transferred in or reactivated are added to the number pending at the beginning of the period. It then shows the type and number of terminations for the period. The total terminations are subtracted from the total pending which provides the pending at the end of the period.

CUYAHOGA COUNTY COURT OF COMMON PLEAS

DATE: 02/07/2024
 TIME: 08:59 AM

Foreclosure Statistics by Judge
 Reporting Period: January 2024

PAGE: 1
 CMSR1062

Judge							
AMBROSE, DICK							
Pending at Beg of Period			New Cases Filed		Cases Transferred In / Reactivated		Total
	1		0		0		1
Terminations							
	Bankruptcy	Default	RefVacated	Court Trial	Dismiss	Other	Total
	0	0	0	0	0	0	0
Total Pending at End of Period							1
BELL, RICHARD A							
Pending at Beg of Period			New Cases Filed		Cases Transferred In / Reactivated		Total
	69		10		1		80
Terminations							
	Bankruptcy	Default	RefVacated	Court Trial	Dismiss	Other	Total
	0	2	0	0	3	12	17
Total Pending at End of Period							63
CALABRESE, DEENA R							
Pending at Beg of Period			New Cases Filed		Cases Transferred In / Reactivated		Total
	98		12		0		110
Terminations							
	Bankruptcy	Default	RefVacated	Court Trial	Dismiss	Other	Total
	0	4	0	0	7	6	17
Total Pending at End of Period							93
CLANCY, MAUREEN							
Pending at Beg of Period			New Cases Filed		Cases Transferred In / Reactivated		Total
	85		12		0		97
Terminations							
	Bankruptcy	Default	RefVacated	Court Trial	Dismiss	Other	Total
	1	0	0	0	3	0	4
Total Pending at End of Period							93
CLARY, TIMOTHY W.							
Pending at Beg of Period			New Cases Filed		Cases Transferred In / Reactivated		Total
	72		8		0		80
Terminations							
	Bankruptcy	Default	RefVacated	Court Trial	Dismiss	Other	Total
	0	3	0	0	7	6	16
Total Pending at End of Period							64
COLLIER-WILLIAMS, CASSANDRA							
Pending at Beg of Period			New Cases Filed		Cases Transferred In / Reactivated		Total
	62		8		0		70
Terminations							
	Bankruptcy	Default	RefVacated	Court Trial	Dismiss	Other	Total
	0	2	0	0	3	5	10
Total Pending at End of Period							60
CORRIGAN, PETER J							
Pending at Beg of Period			New Cases Filed		Cases Transferred In / Reactivated		Total
	46		6		1		53
Terminations							
	Bankruptcy	Default	RefVacated	Court Trial	Dismiss	Other	Total
	0	2	0	0	5	4	11
Total Pending at End of Period							42
FUERST, NANCY A							

CUYAHOGA COUNTY COURT OF COMMON PLEAS

DATE: 02/07/2024
 TIME: 08:59 AM

Foreclosure Statistics by Judge
 Reporting Period: January 2024

PAGE: 2
 CMSR1062

Judge							
	Pending at Beg of Period		New Cases Filed		Cases Transferred In / Reactivated		Total
	72		12		0		84
Terminations	Bankruptcy	Default	RefVacated	Court Trial	Dismiss	Other	Total
	0	5	0	0	11	6	22
	Total Pending at End of Period						62
GALL, STEVEN E							
	Pending at Beg of Period		New Cases Filed		Cases Transferred In / Reactivated		Total
	72		12		0		84
Terminations	Bankruptcy	Default	RefVacated	Court Trial	Dismiss	Other	Total
	1	3	0	0	3	3	10
	Total Pending at End of Period						74
GALLAGHER, HOLLIE L							
	Pending at Beg of Period		New Cases Filed		Cases Transferred In / Reactivated		Total
	63		5		1		69
Terminations	Bankruptcy	Default	RefVacated	Court Trial	Dismiss	Other	Total
	0	3	0	0	2	6	11
	Total Pending at End of Period						58
GALLAGHER, KELLY ANN							
	Pending at Beg of Period		New Cases Filed		Cases Transferred In / Reactivated		Total
	92		10		3		105
Terminations	Bankruptcy	Default	RefVacated	Court Trial	Dismiss	Other	Total
	1	5	0	0	7	4	17
	Total Pending at End of Period						88
GALLAGHER, SHANNON M							
	Pending at Beg of Period		New Cases Filed		Cases Transferred In / Reactivated		Total
	80		7		1		88
Terminations	Bankruptcy	Default	RefVacated	Court Trial	Dismiss	Other	Total
	0	5	0	0	5	7	17
	Total Pending at End of Period						71
GAUL, DANIEL							
	Pending at Beg of Period		New Cases Filed		Cases Transferred In / Reactivated		Total
	79		11		1		91
Terminations	Bankruptcy	Default	RefVacated	Court Trial	Dismiss	Other	Total
	0	3	0	0	5	3	11
	Total Pending at End of Period						80
HAGAN, EMILY							
	Pending at Beg of Period		New Cases Filed		Cases Transferred In / Reactivated		Total
	86		9		1		96
Terminations	Bankruptcy	Default	RefVacated	Court Trial	Dismiss	Other	Total
	0	3	0	0	9	7	19
	Total Pending at End of Period						77
KELLEY, KEVIN J							

CUYAHOGA COUNTY COURT OF COMMON PLEAS

DATE: 02/07/2024
TIME: 08:59 AM

Foreclosure Statistics by Judge
Reporting Period: January 2024

PAGE: 3
CMSR1062

Judge							
	Pending at Beg of Period		New Cases Filed	Cases Transferred In / Reactivated			Total
	85		16	1			102
Terminations							
	Bankruptcy	Default	RefVacated	Court Trial	Dismiss	Other	Total
	0	1	0	1	6	5	13
Total Pending at End of Period							89
KILBANE, ASHLEY							
	Pending at Beg of Period		New Cases Filed	Cases Transferred In / Reactivated			Total
	66		11	1			78
Terminations							
	Bankruptcy	Default	RefVacated	Court Trial	Dismiss	Other	Total
	0	3	0	0	5	3	11
Total Pending at End of Period							67
MATIA, DAVID T							
	Pending at Beg of Period		New Cases Filed	Cases Transferred In / Reactivated			Total
	81		7	2			90
Terminations							
	Bankruptcy	Default	RefVacated	Court Trial	Dismiss	Other	Total
	1	0	0	0	2	4	7
Total Pending at End of Period							83
MCCORMICK, TIMOTHY							
	Pending at Beg of Period		New Cases Filed	Cases Transferred In / Reactivated			Total
	81		11	1			93
Terminations							
	Bankruptcy	Default	RefVacated	Court Trial	Dismiss	Other	Total
	0	2	0	0	4	7	13
Total Pending at End of Period							80
MCDONNELL, NANCY R							
	Pending at Beg of Period		New Cases Filed	Cases Transferred In / Reactivated			Total
	4		0	0			4
Terminations							
	Bankruptcy	Default	RefVacated	Court Trial	Dismiss	Other	Total
	0	0	0	0	0	0	0
Total Pending at End of Period							4
MCGINTY, WILLIAM T							
	Pending at Beg of Period		New Cases Filed	Cases Transferred In / Reactivated			Total
	84		10	0			94
Terminations							
	Bankruptcy	Default	RefVacated	Court Trial	Dismiss	Other	Total
	0	0	0	0	6	1	7
Total Pending at End of Period							87
MIDAY, SHERRIE							
	Pending at Beg of Period		New Cases Filed	Cases Transferred In / Reactivated			Total
	83		4	0			87
Terminations							
	Bankruptcy	Default	RefVacated	Court Trial	Dismiss	Other	Total
	0	2	0	0	3	5	10
Total Pending at End of Period							77
MOONEY, BRIAN							

CUYAHOGA COUNTY COURT OF COMMON PLEAS

DATE: 02/07/2024
TIME: 08:59 AM

Foreclosure Statistics by Judge
Reporting Period: January 2024

PAGE: 4
CMSR1062

Judge							
	Pending at Beg of Period		New Cases Filed		Cases Transferred In / Reactivated		Total
	84		8		0		92
Terminations	Bankruptcy	Default	RefVacated	Court Trial	Dismiss	Other	Total
	0	1	0	0	5	11	17
	Total Pending at End of Period						75
O'DONNELL, JENNIFER							
	Pending at Beg of Period		New Cases Filed		Cases Transferred In / Reactivated		Total
	68		12		2		82
Terminations	Bankruptcy	Default	RefVacated	Court Trial	Dismiss	Other	Total
	0	1	0	0	3	5	9
	Total Pending at End of Period						73
O'DONNELL, JOHN P							
	Pending at Beg of Period		New Cases Filed		Cases Transferred In / Reactivated		Total
	61		7		1		69
Terminations	Bankruptcy	Default	RefVacated	Court Trial	Dismiss	Other	Total
	1	3	0	0	3	8	15
	Total Pending at End of Period						54
RUSSO, JOHN J							
	Pending at Beg of Period		New Cases Filed		Cases Transferred In / Reactivated		Total
	59		3		3		65
Terminations	Bankruptcy	Default	RefVacated	Court Trial	Dismiss	Other	Total
	0	1	0	0	2	8	11
	Total Pending at End of Period						54
RUSSO, NANCY MARGARET							
	Pending at Beg of Period		New Cases Filed		Cases Transferred In / Reactivated		Total
	63		7		0		70
Terminations	Bankruptcy	Default	RefVacated	Court Trial	Dismiss	Other	Total
	0	4	0	0	6	6	16
	Total Pending at End of Period						54
SAFFOLD, JEFFREY P							
	Pending at Beg of Period		New Cases Filed		Cases Transferred In / Reactivated		Total
	65		5		0		70
Terminations	Bankruptcy	Default	RefVacated	Court Trial	Dismiss	Other	Total
	0	4	0	0	3	6	13
	Total Pending at End of Period						57
SAFFOLD, SHIRLEY STRICKLAND							
	Pending at Beg of Period		New Cases Filed		Cases Transferred In / Reactivated		Total
	71		4		1		76
Terminations	Bankruptcy	Default	RefVacated	Court Trial	Dismiss	Other	Total
	0	2	0	0	5	8	15
	Total Pending at End of Period						61
SANTOLI, ANDREW J.							

CUYAHOGA COUNTY COURT OF COMMON PLEAS

DATE: 02/07/2024
TIME: 08:59 AM

Foreclosure Statistics by Judge
Reporting Period: January 2024

PAGE: 5
CMSR1062

Judge							
	Pending at Beg of Period		New Cases Filed		Cases Transferred In / Reactivated		Total
	89		13		0		102
Terminations	Bankruptcy	Default	RefVacated	Court Trial	Dismiss	Other	Total
	0	7	0	0	3	6	16
	Total Pending at End of Period						86
SHAUGHNESSY, MICHAEL P							
	Pending at Beg of Period		New Cases Filed		Cases Transferred In / Reactivated		Total
	75		10		0		85
Terminations	Bankruptcy	Default	RefVacated	Court Trial	Dismiss	Other	Total
	0	1	0	0	4	3	8
	Total Pending at End of Period						77
SHEEHAN, BRENDAN J							
	Pending at Beg of Period		New Cases Filed		Cases Transferred In / Reactivated		Total
	39		5		0		44
Terminations	Bankruptcy	Default	RefVacated	Court Trial	Dismiss	Other	Total
	0	1	0	0	3	4	8
	Total Pending at End of Period						36
SUTULA, JOHN D							
	Pending at Beg of Period		New Cases Filed		Cases Transferred In / Reactivated		Total
	85		10		1		96
Terminations	Bankruptcy	Default	RefVacated	Court Trial	Dismiss	Other	Total
	0	4	0	0	3	2	9
	Total Pending at End of Period						87
SUTULA, KATHLEEN ANN							
	Pending at Beg of Period		New Cases Filed		Cases Transferred In / Reactivated		Total
	69		11		0		80
Terminations	Bankruptcy	Default	RefVacated	Court Trial	Dismiss	Other	Total
	0	6	0	0	7	7	20
	Total Pending at End of Period						60
SYNENBERG, JOAN							
	Pending at Beg of Period		New Cases Filed		Cases Transferred In / Reactivated		Total
	68		6		0		74
Terminations	Bankruptcy	Default	RefVacated	Court Trial	Dismiss	Other	Total
	0	1	0	0	1	1	3
	Total Pending at End of Period						71
TURNER, DEBORAH M							
	Pending at Beg of Period		New Cases Filed		Cases Transferred In / Reactivated		Total
	83		9		2		94
Terminations	Bankruptcy	Default	RefVacated	Court Trial	Dismiss	Other	Total
	0	2	0	0	9	7	18
	Total Pending at End of Period						76
VODREY, WILLIAM F. B.							

CUYAHOGA COUNTY COURT OF COMMON PLEAS

DATE: 02/07/2024
 TIME: 08:59 AM

Foreclosure Statistics by Judge
 Reporting Period: January 2024

PAGE: 6
 CMSR1062

Judge

	Pending at Beg of Period	New Cases Filed		Cases Transferred In / Reactivated			Total
	78		6		3		87
Terminations	Bankruptcy	Default	RefVacated	Court Trial	Dismiss	Other	Total
	0	4	0	0	6	5	15
					Total Pending at End of Period		72

Monthly Summary

MONTHLY SUMMARY

January 2024

NAME	PEND	ASSIGNED			TRIALS						DISP	PENDING				+	-
		CV	CR	TOT	JURY			COURT				CV	FR	CR	TOT		
Richard A. Bell	319	48	28	76	0	4	4	0	0	0	79	186	62	68	316	+ 3	
Deena R. Calabrese	405	49	38	87	0	1	1	0	0	0	89	196	93	114	403	+ 2	
Maureen Clancy	384	49	30	79	0	3	3	0	0	0	104	178	93	88	359	+ 25	
Timothy W. Clary	441	49	39	88	0	0	0	0	0	0	95	250	64	120	434	+ 7	
Cassandra Collier-Willia	504	53	31	84	0	1	1	0	0	0	101	280	59	148	487	+ 17	
Peter J. Corrigan	519	44	27	71	0	2	2	0	0	0	84	304	41	161	506	+ 13	
Nancy A. Fuerst	371	47	25	72	0	2	2	0	0	0	96	209	61	77	347	+ 24	
Steven E. Gall	466	50	33	83	0	1	1	0	0	0	82	247	73	147	467	- 1	
Hollie L. Gallagher	366	52	26	78	0	2	2	1	0	1	85	207	57	95	359	+ 7	
Kelly A. Gallagher	460	52	32	84	1	0	1	0	0	0	75	275	86	108	469	- 9	
Shannon M. Gallagher	374	49	29	78	0	0	0	0	0	0	82	196	71	103	370	+ 4	
Daniel Gaul	509	48	41	89	0	0	0	0	0	0	68	252	80	198	530	- 21	
Emily Hagan	420	48	28	76	0	0	0	1	0	1	83	208	77	128	413	+ 7	
Kevin J. Kelley	501	48	29	77	0	1	1	0	0	0	101	228	88	161	477	+ 24	
Ashley Kilbane	443	51	27	78	0	0	0	0	0	0	83	220	66	152	438	+ 5	
David T. Matia	415	49	26	75	0	0	0	0	0	0	65	256	82	87	425	- 10	
Timothy McCormick	415	47	33	80	0	0	0	0	0	0	79	253	80	83	416	- 1	
William T. McGinty	455	48	28	76	0	1	1	0	0	0	68	238	86	139	463	- 8	
Sherrie Miday	421	48	32	80	0	0	0	0	1	1	78	225	76	122	423	- 2	
Brian Mooney	466	45	30	75	0	1	1	0	0	0	81	241	75	144	460	+ 6	
Jennifer O'Donnell	475	51	31	82	0	1	1	0	1	1	83	224	72	178	474	+ 1	
John P. O'Donnell	419	45	35	80	0	3	3	0	0	0	69	236	53	141	430	- 11	
John J. Russo	387	46	29	75	0	0	0	0	0	0	84	223	53	102	378	+ 9	
Nancy Margaret Russo	246	50	35	85	1	0	1	0	0	0	81	126	54	70	250	- 4	
Jeffrey P. Saffold	500	46	27	73	1	1	2	0	0	0	100	295	55	123	473	+ 27	
Shirley Strickland Saffold	375	49	29	78	0	0	0	0	0	0	67	220	61	105	386	- 11	
Andrew J. Santoli	431	49	30	79	0	0	0	0	0	0	90	245	86	89	420	+ 11	
Michael P. Shaughnessy	364	48	26	74	0	1	1	0	0	0	74	186	77	101	364	0	
Brendan J. Sheehan	180	25	12	37	0	0	0	0	0	0	40	109	36	32	177	+ 3	
John D. Sutula	572	48	29	77	0	1	1	0	0	0	94	256	86	213	555	+ 17	
Kathleen Ann Sutula	546	50	31	81	0	0	0	0	0	0	104	240	59	224	523	+ 23	
Joan Synenberg	423	47	41	88	0	0	0	0	0	0	101	235	70	105	410	+ 13	
Deborah M. Turner	493	47	33	80	1	0	1	0	0	0	95	246	76	156	478	+ 15	
William F.B. Vodrey	495	48	29	77	0	3	3	0	0	0	77	245	70	180	495	0	
TOTALS	14560	1623	1029	2652	4	29	33	2	2	4	2837	7735	2378	4262	14375	+ 185	

Year to Date Summary

Corrections/Adjustments

