



***Statistics Report
September 2023***

***Brendan J. Sheehan
Administrative and Presiding Judge***

TABLE OF CONTENTS

Criminal Statistics

<i>Newly Filed, Re-Activated and Transferred in Cases</i>	4
<i>Yearly Criminal Terminations</i>	5
<i>Pending Criminal Cases End of Period</i>	6
<i>Clearance Rate</i>	7
<i>Arrest to Disposition Timeline</i>	8
<i>Average Arrest to Disposition Timeline (Jail Cases)</i>	9
<i>Average Arrest to Disposition Timeline (Non-Jail Cases)</i>	10
<i>Average Arrest to Disposition Timeline (Jail and Non-Jail Cases)</i>	11
<i>Yearly Average Arrest to Disposition Timeline</i>	12
<i>Indictments and Informations Filed With the Clerk of Courts</i>	13
<i>Bail Case Arraignment Activity</i>	14
<i>Overall Arraignment Statistics</i>	15

Foreclosure Statistics

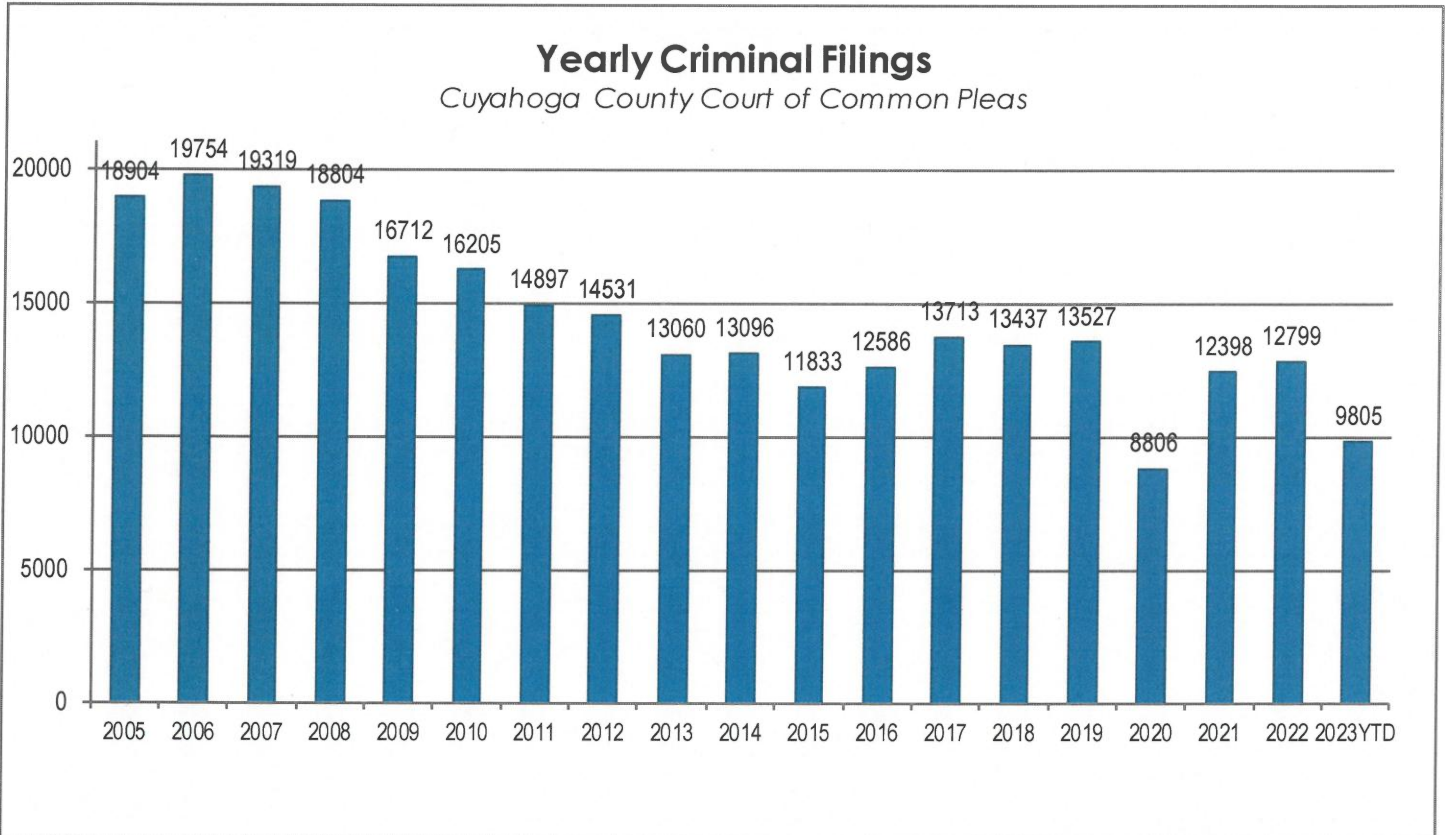
<i>Total Pending Judicial Foreclosure Cases Referred to Magistrates</i>	17
<i>Total Pending Tax Lien & Certificate Cases Referred to Magistrates</i>	18
<i>Percentage of Pending Judicial Foreclosure Cases By Filing Year</i>	19
<i>Judicial Foreclosure Clearance Rate Year 2023</i>	20
<i>Avg. Number of Days to Disp. (Excl. Bank. Stays & Tax Lien & Tax Cert.)</i>	21
<i>Avg. Number of Days to Disp. (Excl. Bank. Stays & Incl. Tax Lien & Tax Cert.)</i>	22
<i>Total New Judicial Foreclosure Filings</i>	23
<i>New Marsh of Lien/Quiet Title/Partition Case Filings for Years 2011 – 2023 YTD</i>	24
<i>New Marsh of Lien/Quiet Title/Partition Case Filings by month for 2023 YTD</i>	24
<i>New Tax Lien & Certificate Filings for Years 2011 – 2023 YTD</i>	25
<i>New Tax Lien & Certificate Filings by Month for Year 2023 YTD</i>	25
<i>Total New Judicial Foreclosure Filings Years 2011 – 2023 YTD</i>	26
<i>Total New Judicial Foreclosure Filings by Month for Year 2023 YTD</i>	26
<i>Magistrate's Monthly Reports</i>	27
<i>Report CMSR1062 - Judicial Foreclosure Statistics by Judge</i>	35
<i>Monthly Summary</i>	41
<i>Year to Date Summary</i>	43
<i>Corrections/Adjustments</i>	45

Criminal Case Statistics

CUYAHOGA COUNTY COMMON PLEAS COURT

Newly Filed, Re-Activated and Transferred in Cases

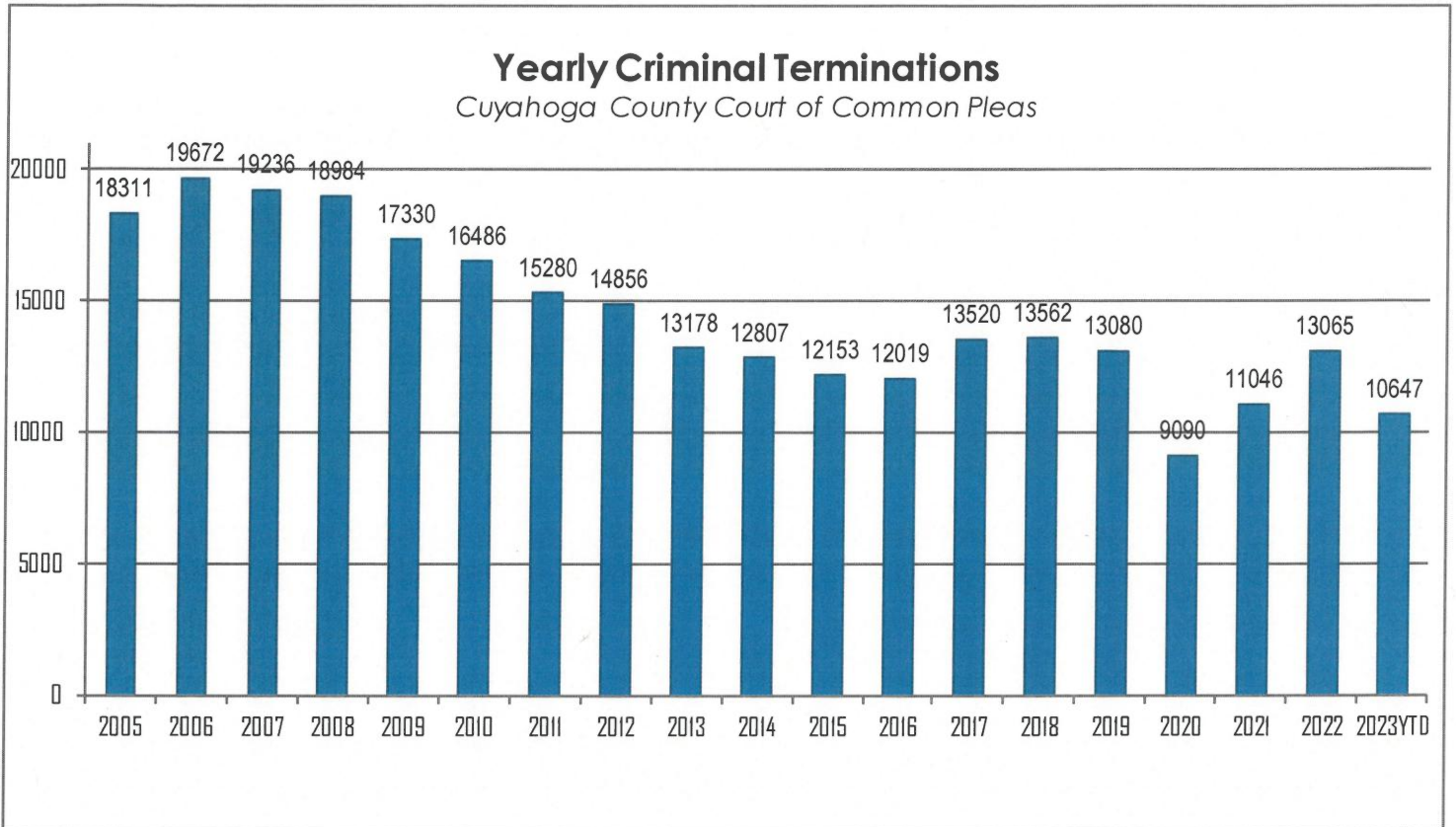
The following chart is a representation of all filed cases in Cuyahoga County Court of Common Pleas from 2005 – September 2023. Newly filed cases are defined as having been arraigned and assigned to a Judge. Re-activated cases are defined as cases where a defendant was unavailable for trial and has now become ready to proceed. Transferred cases are defined as cases moved from one judge's docket to another. This could be due to re-assignment to a Mental Health Judge or after additional information indicates that by Court rule, the case should have been assigned to another Judge.



CUYAHOGA COUNTY COMMON PLEAS COURT

Yearly Criminal Terminations

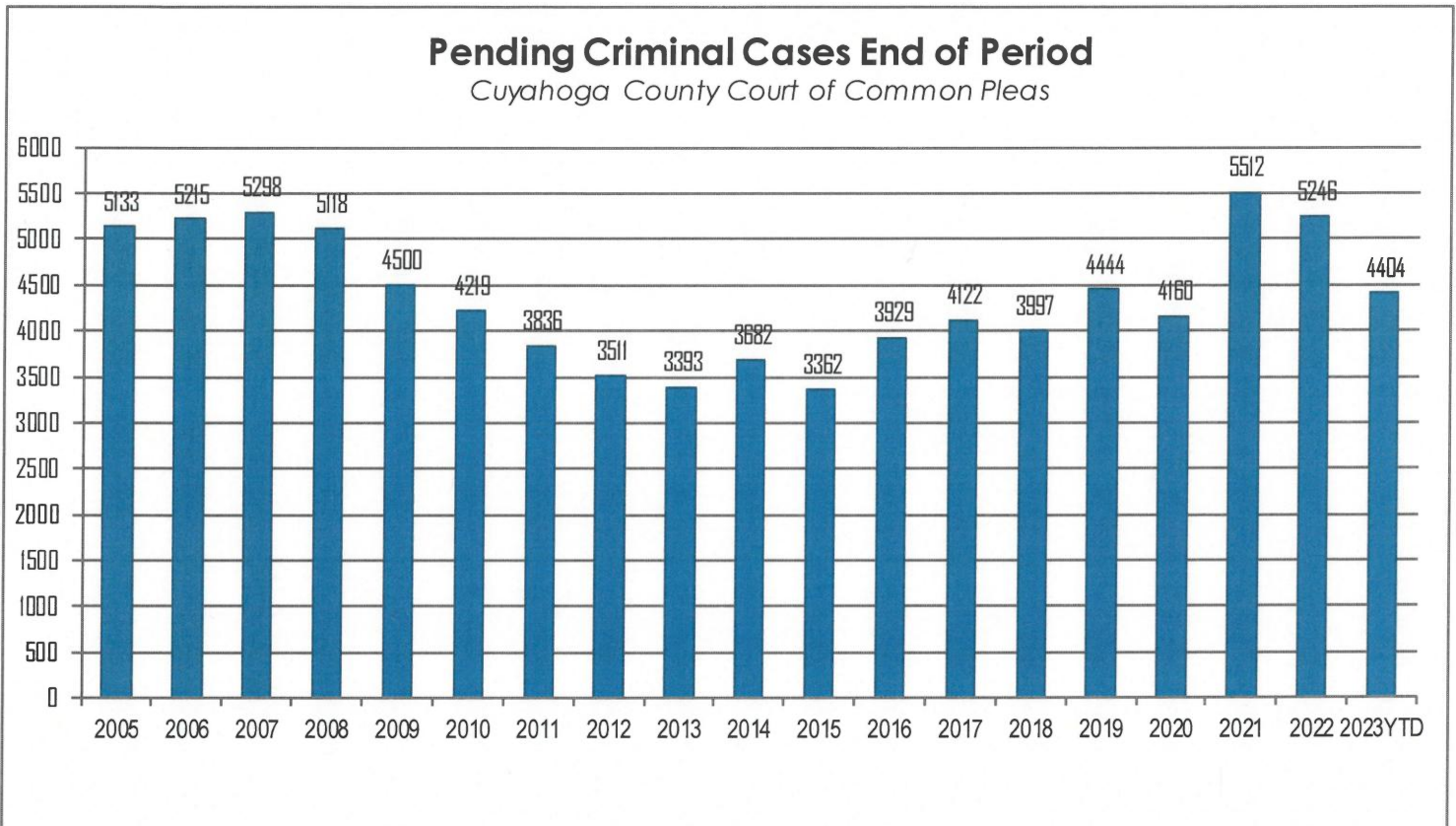
The following chart represents cases that have been terminated by the court from 2005 – September 2023. These cases have been terminated either by trial; plea, dismissal or a defendant is unavailable for trial or sentencing.



CUYAHOGA COUNTY COMMON PLEAS COURT

Pending Criminal Cases End of Period

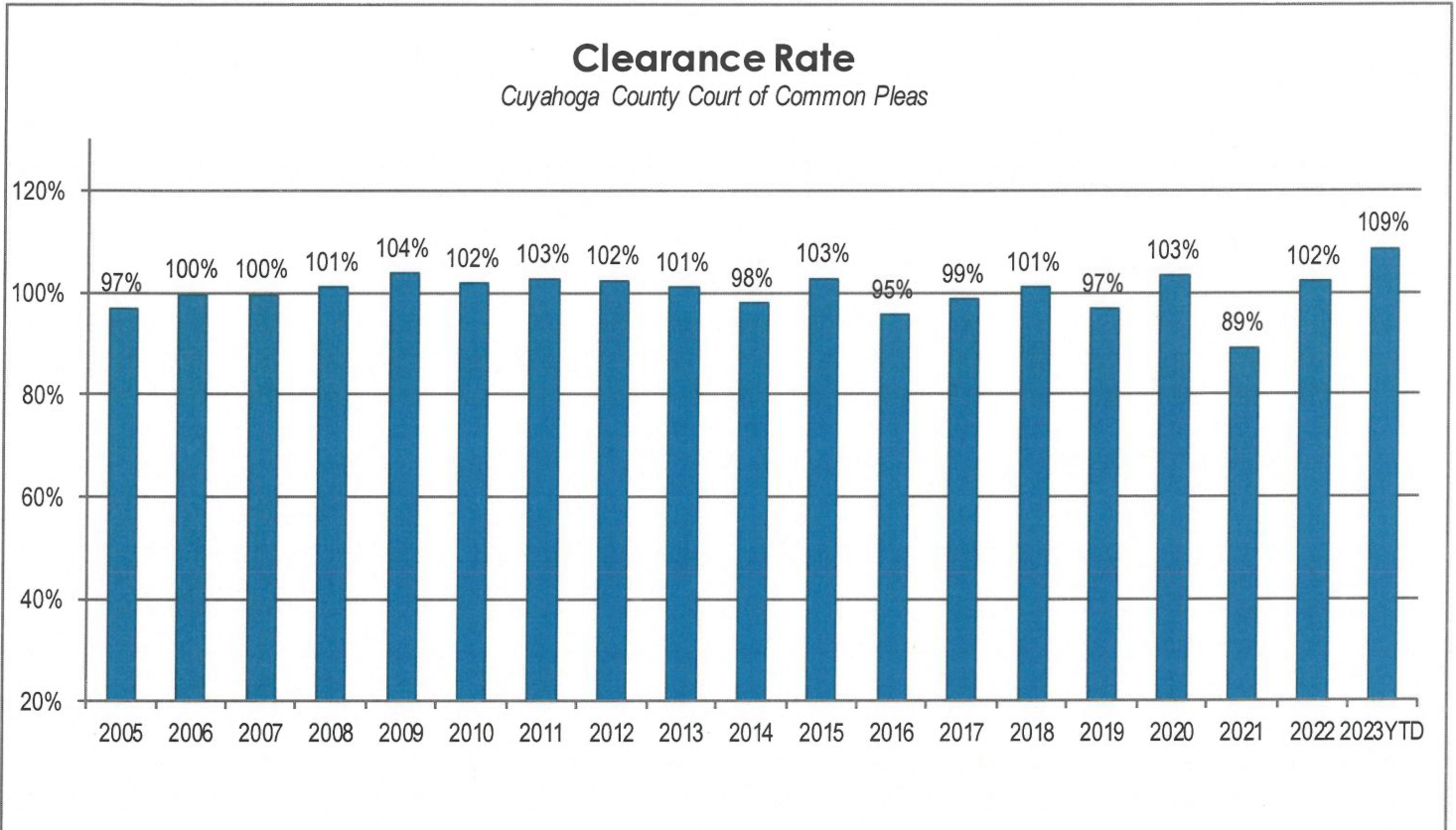
The following chart represents the total number of cases pending at the end of the reporting period from 2005 – September 2023. Pending criminal cases at the end of the period is determined by adding the total number of pending cases at the beginning of the reporting period, and all newly filed, re-activated and transferred in cases. The total number of cases terminated in the period is subtracted from the sum total pending at the beginning of the period to give the value pending at the end of the period.



CUYAHOGA COUNTY COMMON PLEAS COURT

Clearance Rate

The Clearance Rate is the total number of outgoing cases as a percentage of the number of incoming cases. Clearance rate measures whether the court is keeping up with its incoming caseload. If cases are not disposed in a timely manner, a backlog of cases awaiting disposition will grow. A Clearance Rate of 100% indicates that at least as many cases have been filed, reopened, or reactivated in a period have been disposed.



Arrest to Disposition Timeline

Arrest to disposition timeline is a method to measure how felony cases flow through the Cuyahoga County Criminal Justice System. By capturing how long a case takes to move from stage to stage, we can examine where problems may exist and where potential improvements in case processing can be made.

The source data was extracted from the Cuyahoga County Court of Common Pleas Case Management System. The overall population of sample data was based on cases terminated in a given month excluding cases that have gone through diversion programs. A case is defined as a defendant and all charges involved in a single incident. The period for the extracted data is from September 2023.

The stages examined were:

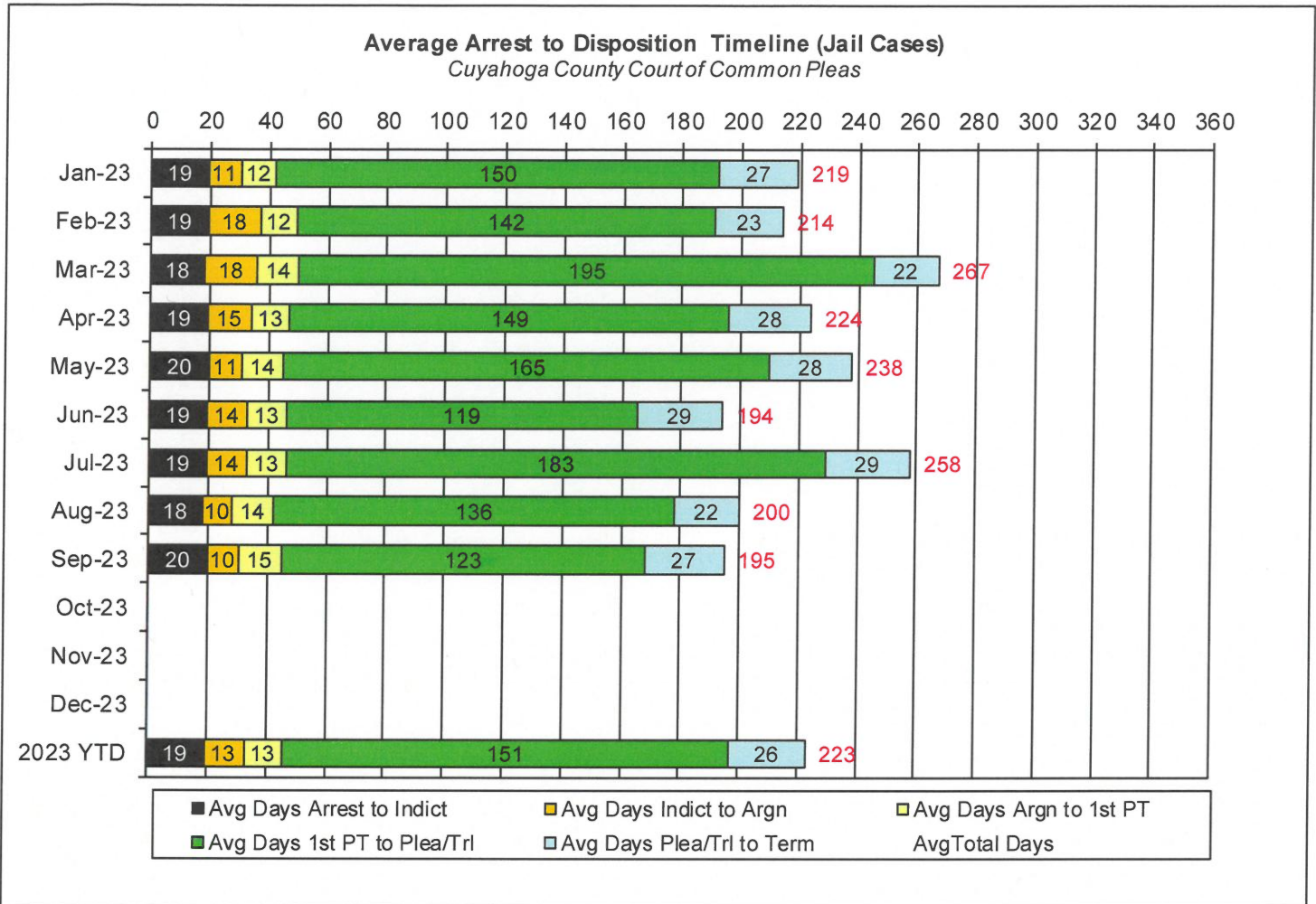
Arrest to Indictment
Indictment to Arraignment
Arraignment to 1st Pre-Trial
1st Pre-Trial to Plea/Trial
Plea/Trial to Termination

Due to the fact that each case may or may not have all of the stage date elements, a method to arrive at stage averages was applied. For a case to be included in the average for a stage there would need to be both dates for the given stage. A case would be included in the Arrest to Indictment stage if both arrest date and indictment date were available. This method was applied to each of the five stages. Next we calculated the total number of cases that met the date criteria for each of the ranges and also the total number of days between each date. To arrive at an average, the total number of days for each case in each range was calculated and divided by the total number of cases that met the date criteria. If a case had a time period or periods where the defendant was capiased or referred to the Psych Clinic, that amount of time was subtracted from the appropriate range. For re-indicted cases, the original arrest date is used.

The following three charts are for Jail, Non-Jail and combined Jail and Non-Jail cases. Jail and Non-Jail cases are defined by the posting of bond prior to plea or trial.

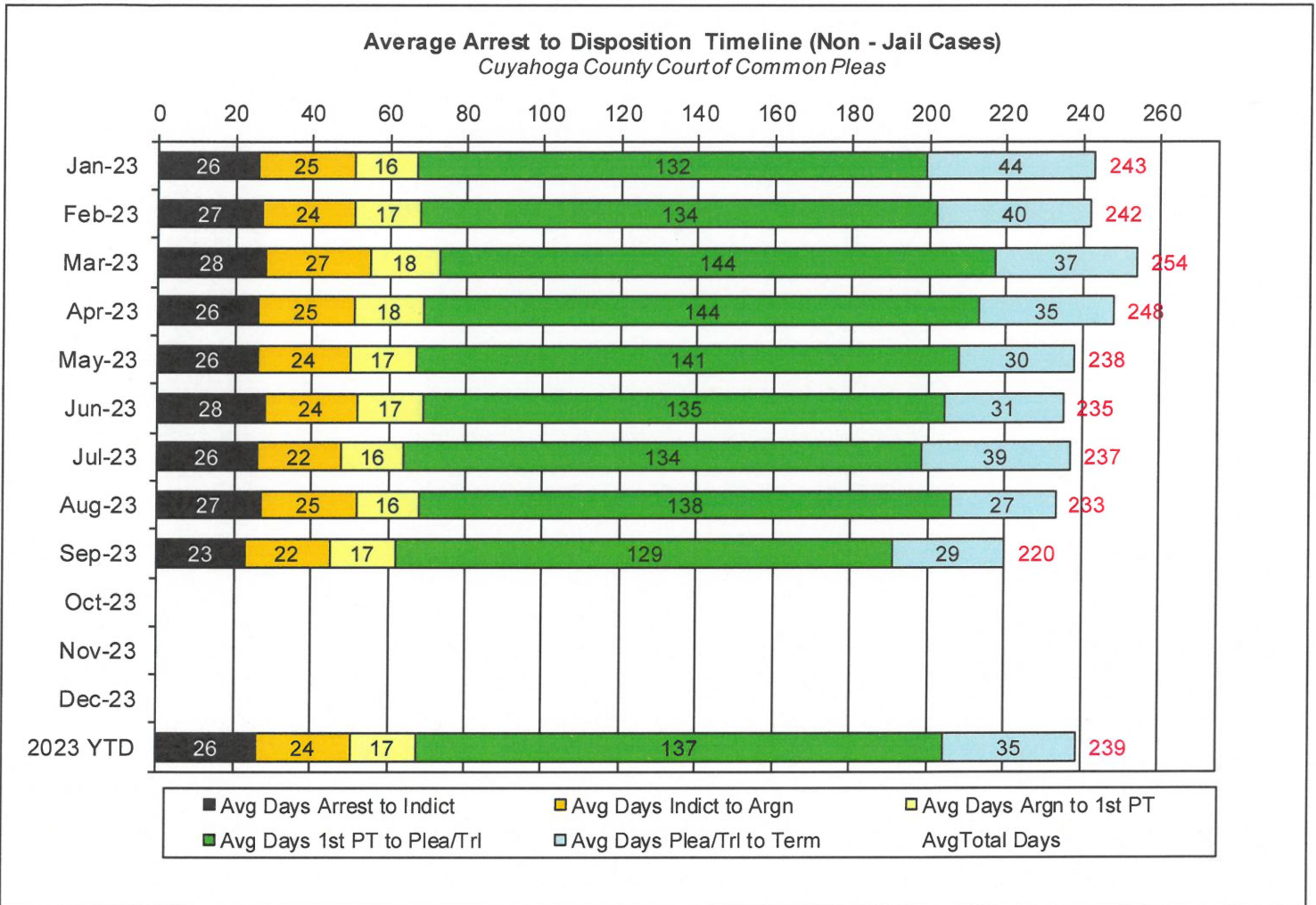
CUYAHOGA COUNTY COMMON PLEAS COURT

Average Arrest to Disposition Timeline (Jail Cases)



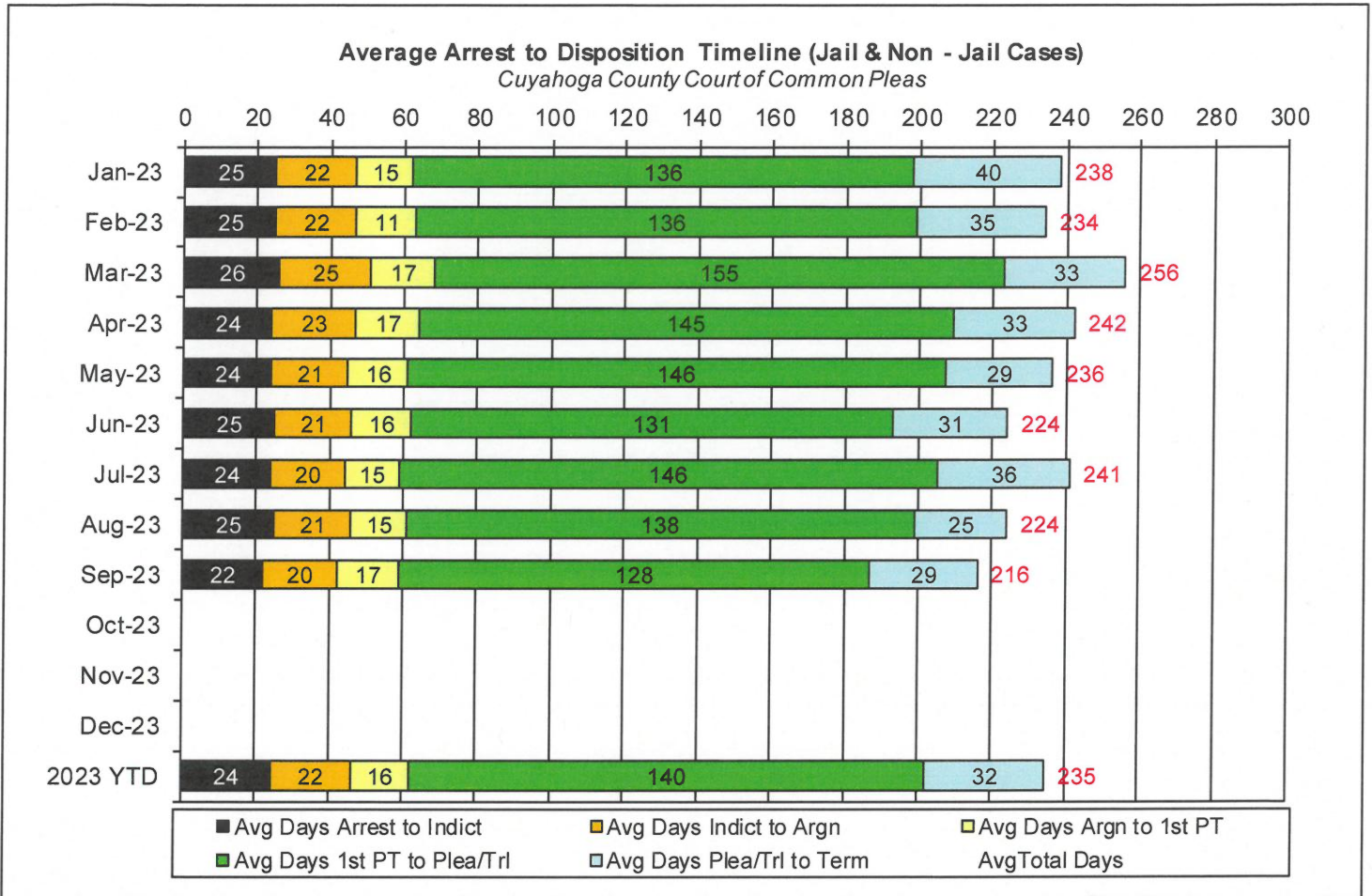
CUYAHOGA COUNTY COMMON PLEAS COURT

Average Arrest to Disposition Timeline (Non-Jail Cases)



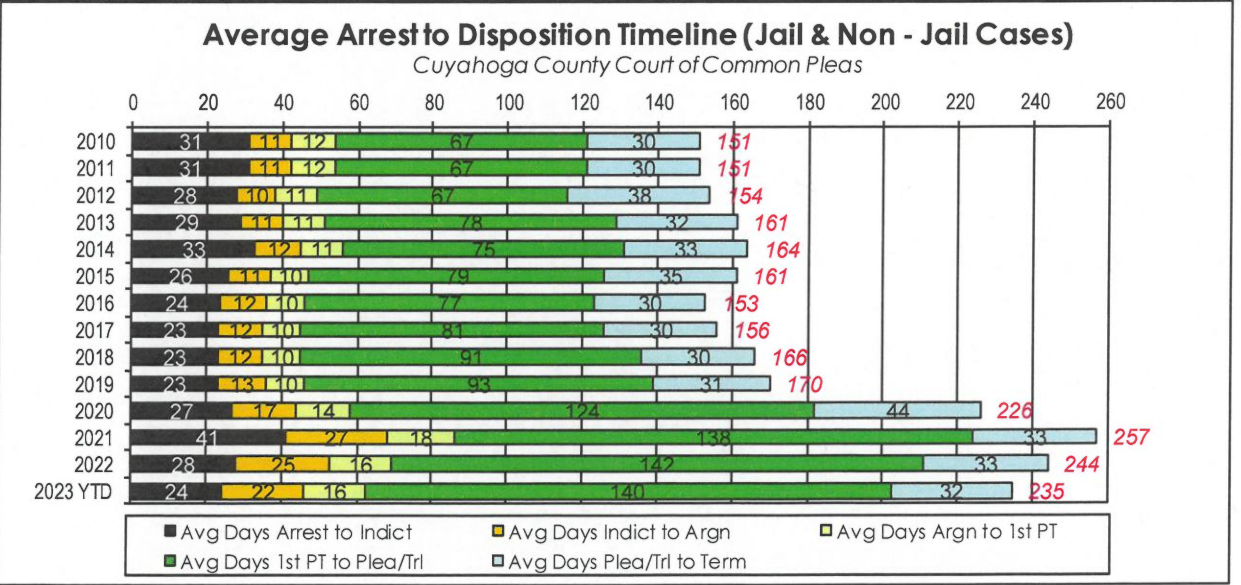
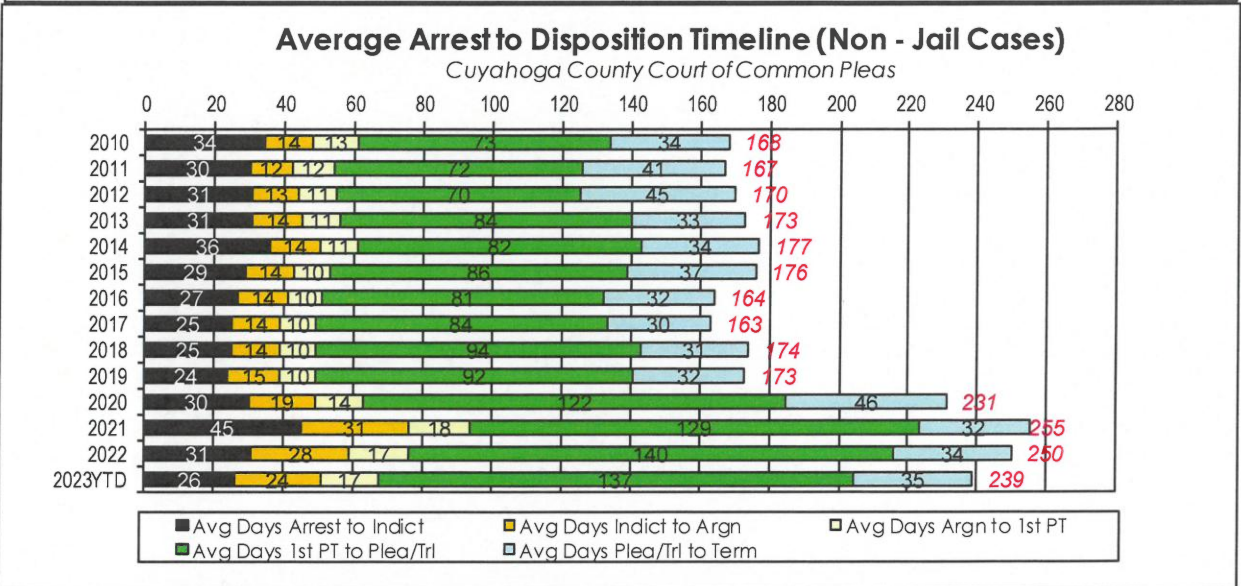
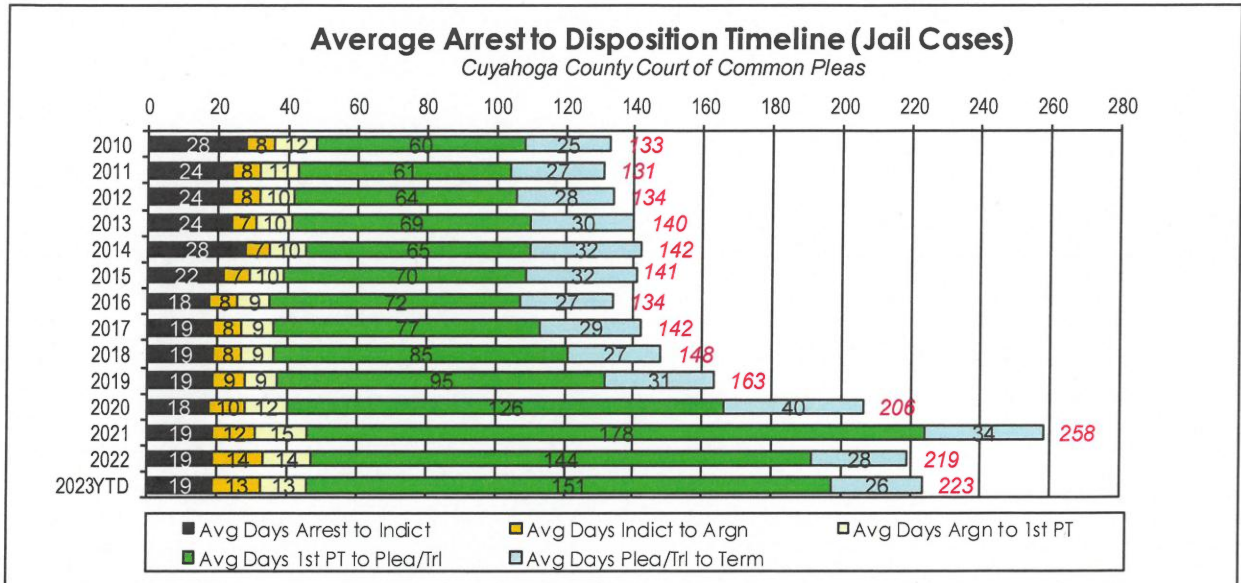
CUYAHOGA COUNTY COMMON PLEAS COURT

Average Arrest to Disposition Timeline (Jail and Non-Jail Cases)



CUYAHOGA COUNTY COMMON PLEAS COURT

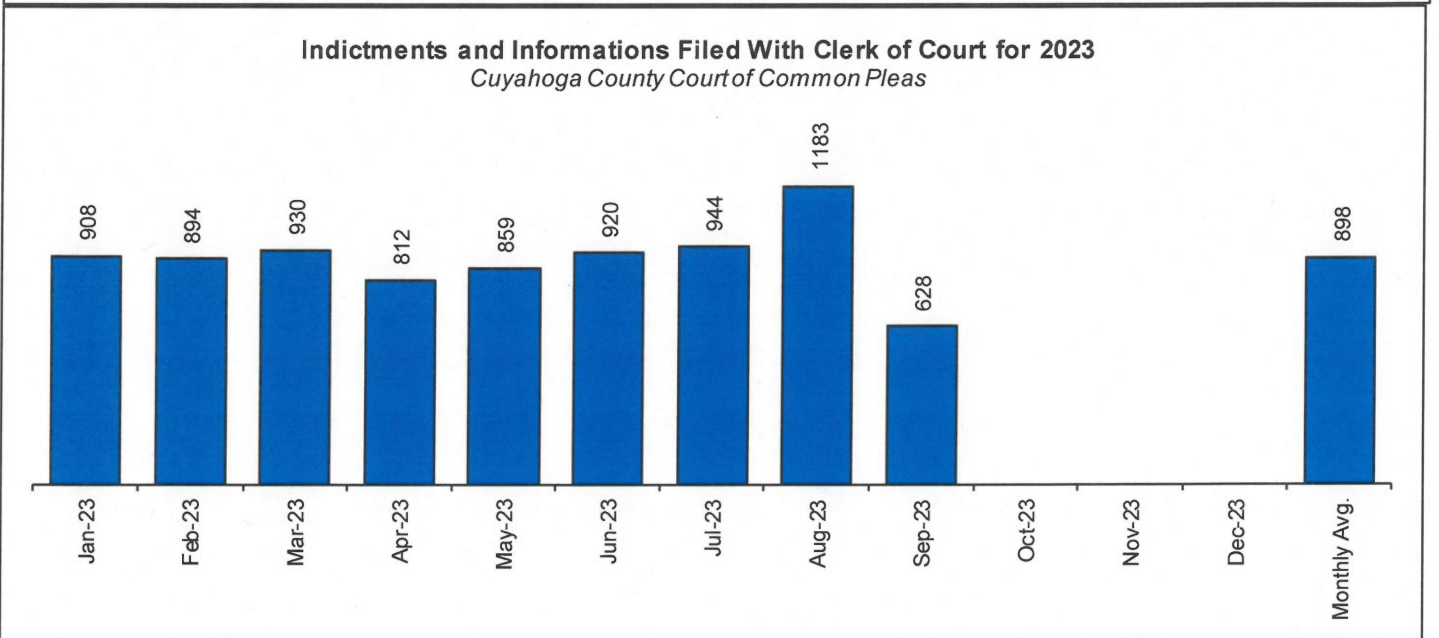
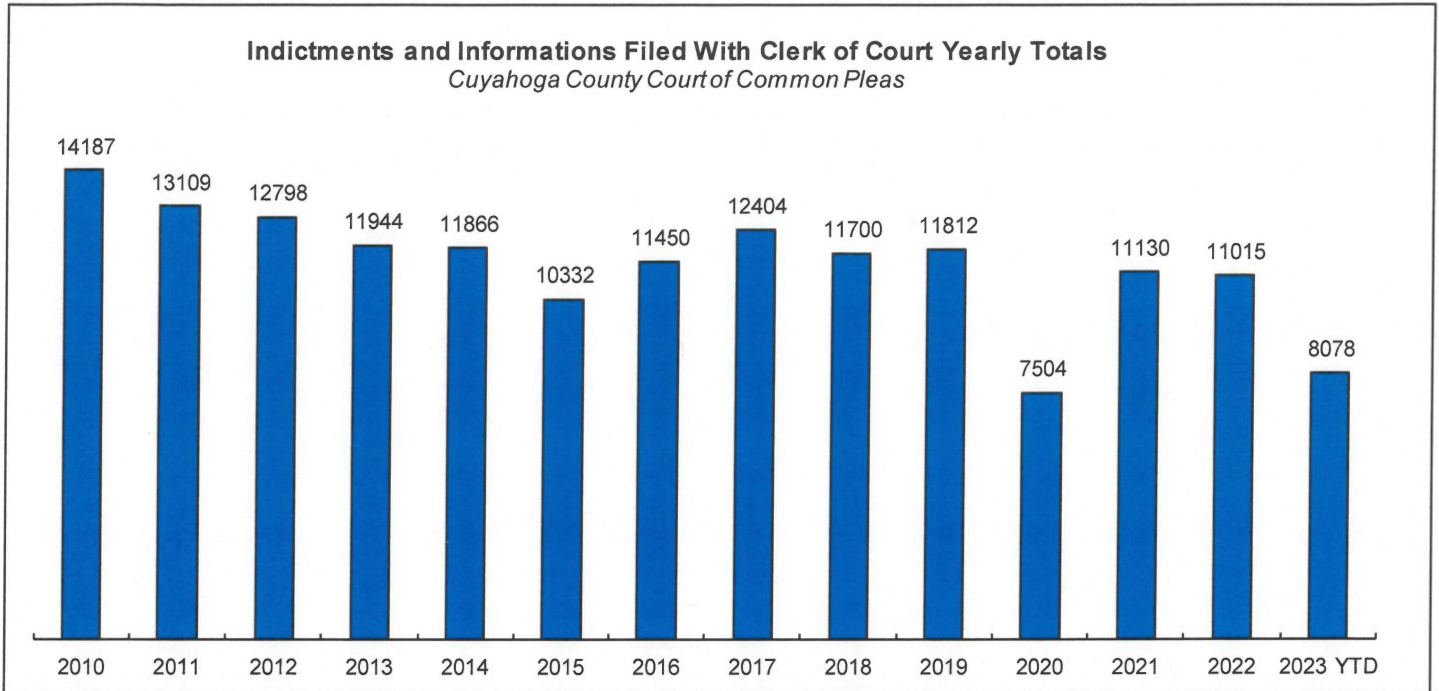
Yearly Average Arrest to Disposition Timeline



CUYAHOGA COUNTY COMMON PLEAS COURT

Indictments and Informations Filed With the Clerk of Courts

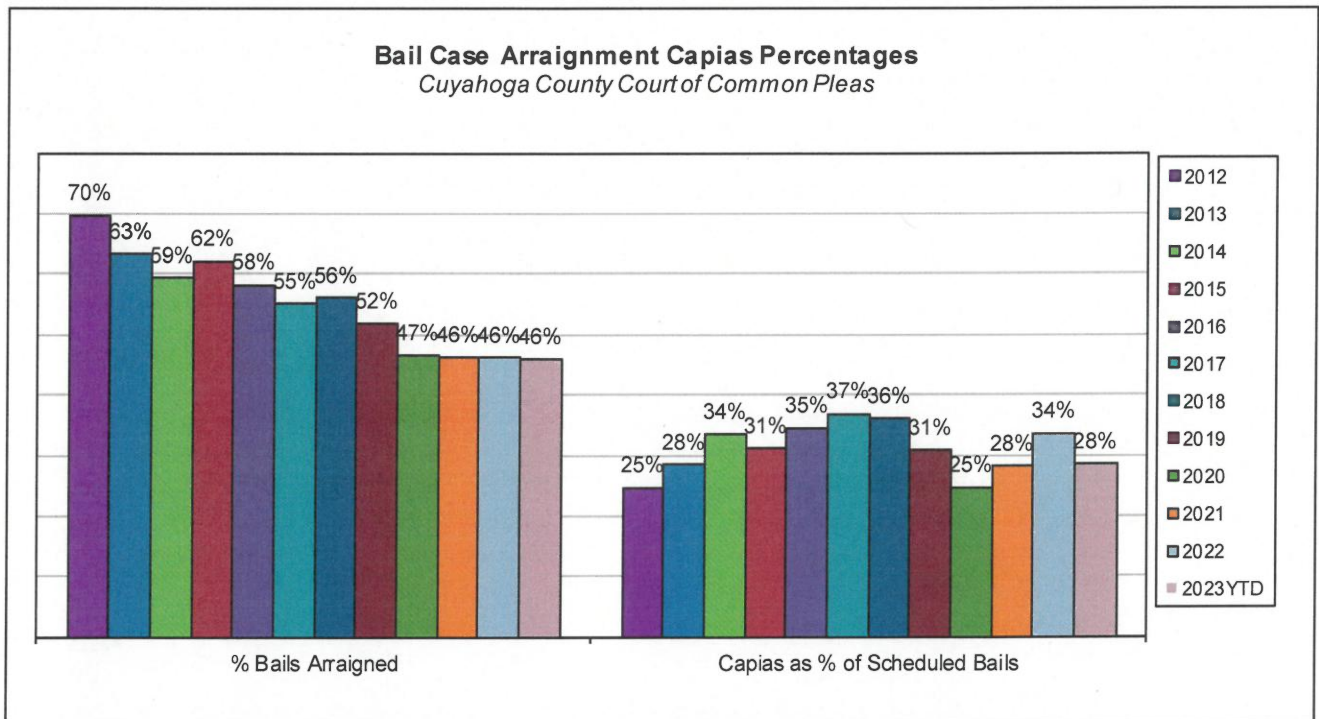
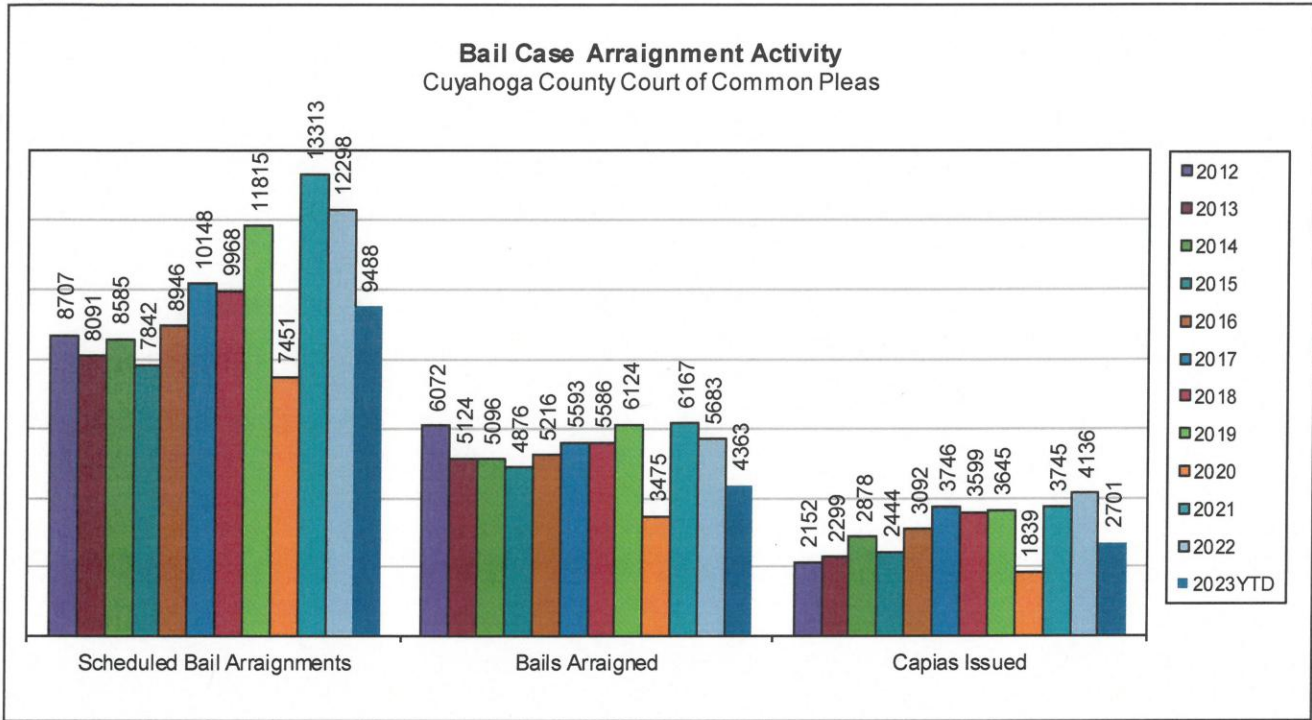
The following charts are reflective of Indictments and Informations filed with the Criminal Clerk of Courts from 2010. The source for this information was the Criminal Clerk's Office.



CUYAHOGA COUNTY COMMON PLEAS COURT

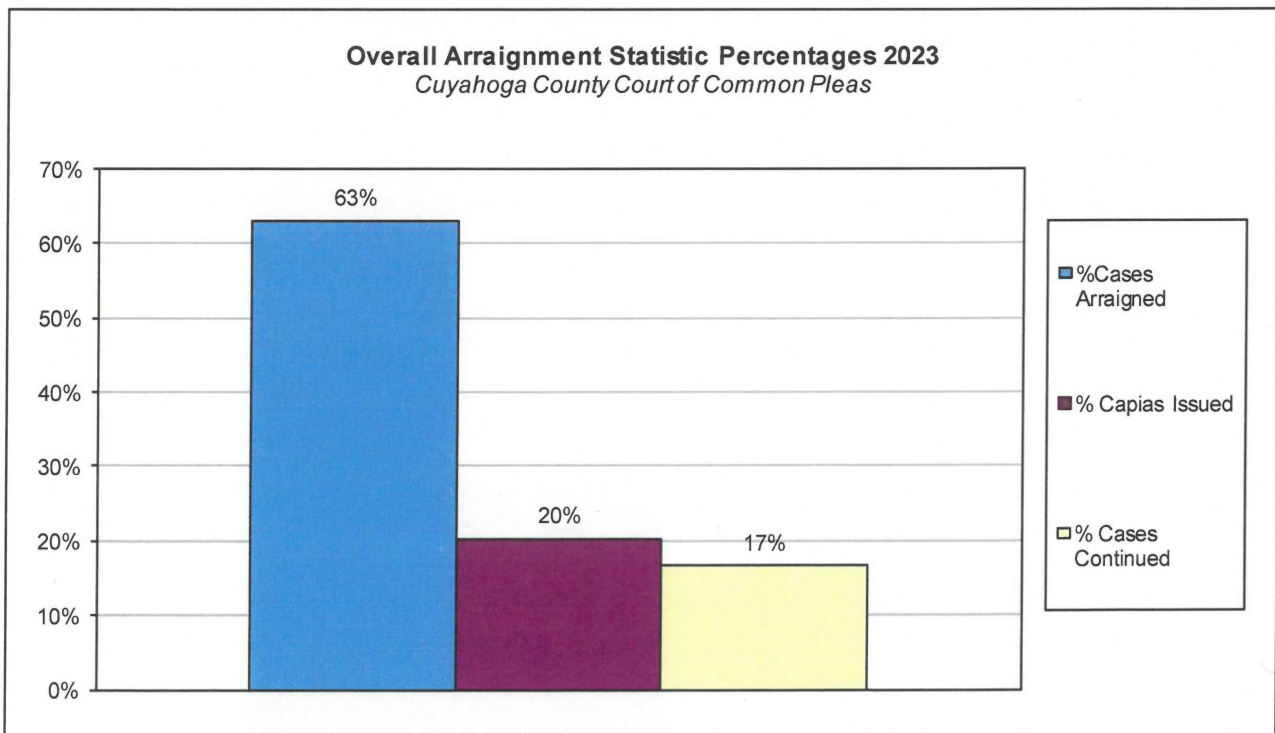
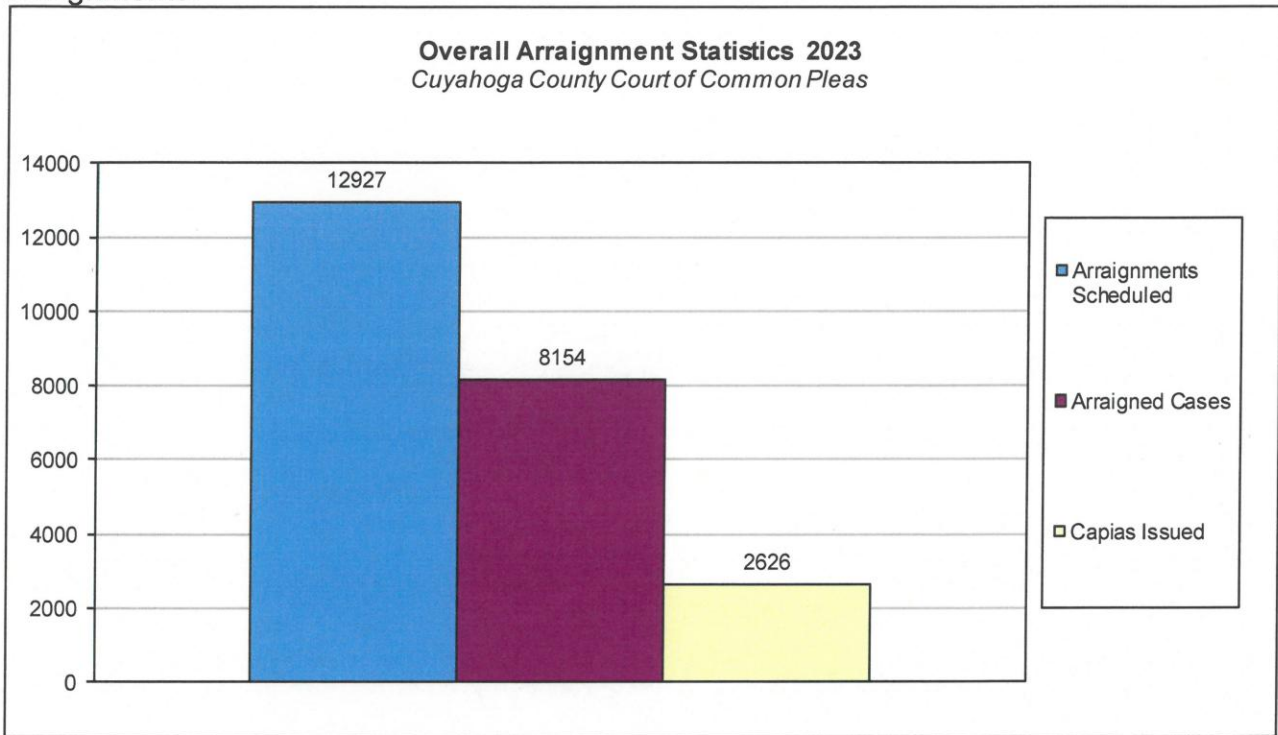
Bail Case Arraignment Activity

The following charts are reflective of arraignment activity where the defendant was not incarcerated at the time of arraignment. The source for this information was the Criminal Records Department.



Overall Arraignment Statistics

The arraignment statistics were provided by the Criminal Records Department. They are provided to give a representation of arraignment activity in the Court in 2023. These statistics include jail and non – jail arraignments.



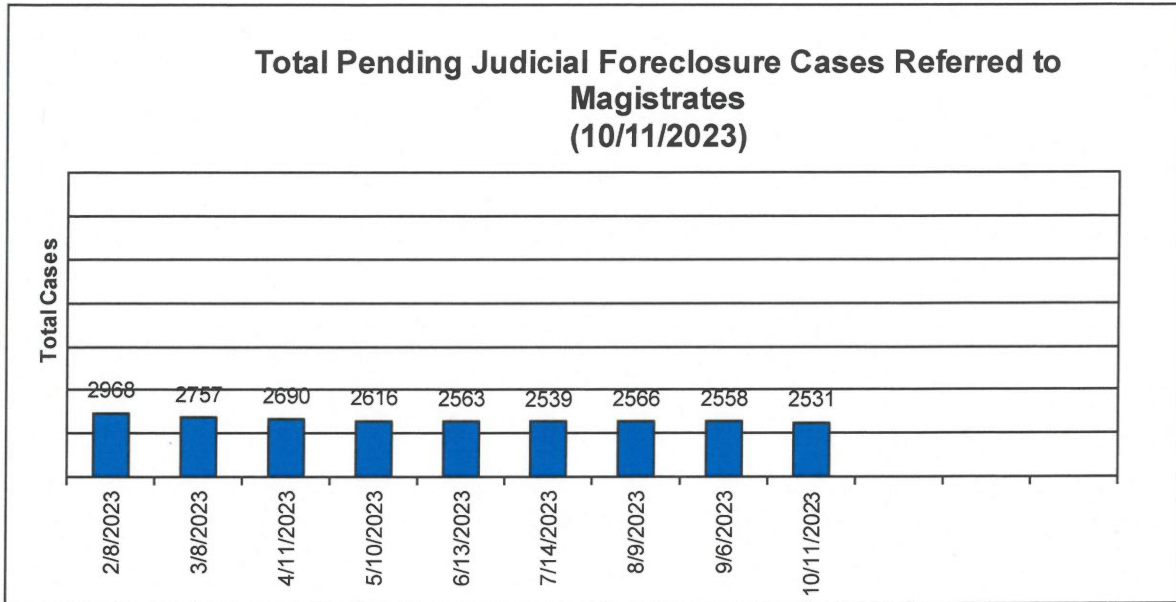
Judicial Foreclosure Statistics¹

¹ For clarification purposes, Foreclosure cases in this report are identified as Judicial Foreclosure filings (filing codes 1460 (Foreclosure Marsh. Of Lien), 1465(Tax Lien), 1466 (Tax Certificate), 1470 (Quiet Title), and 1480 (Partition)). These cases are different from Board of Revision Foreclosures, which are not reported here.

CUYAHOGA COUNTY COMMON PLEAS COURT

Total Pending Judicial Foreclosure Cases Referred to Magistrates

The following chart is a display of the total number of pending Judicial Foreclosure cases referred to the Magistrates on specific dates. The table below shows the number of these cases pending from each year since 2012.

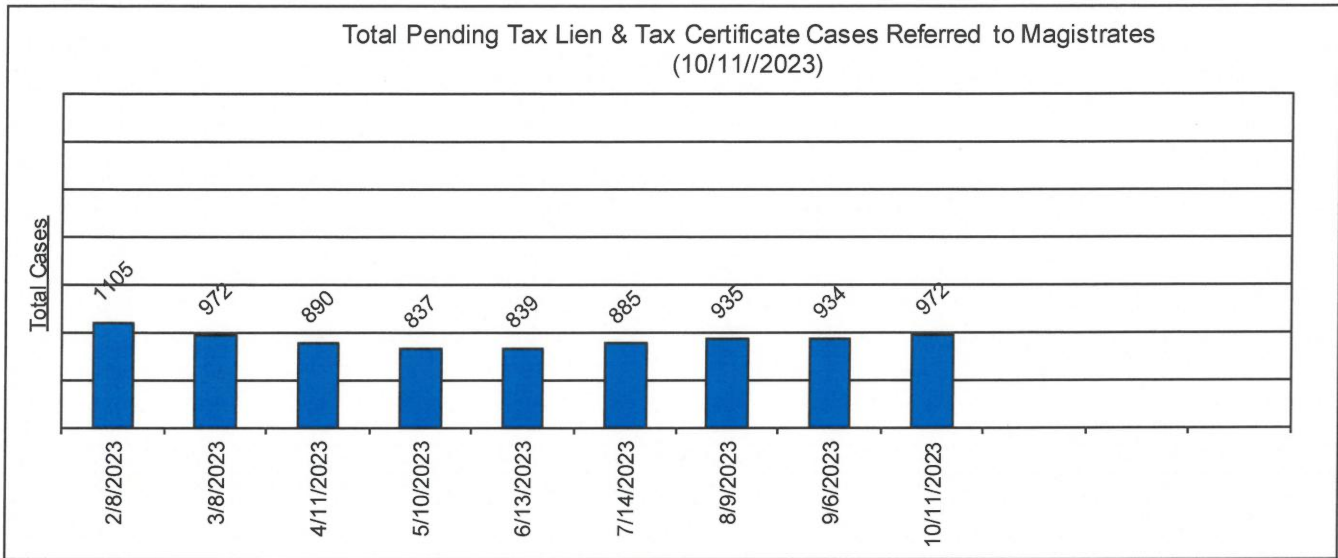


	As of:	2/8/2023	3/8/2023	4/11/2023	5/10/2023	6/13/2023	7/14/2023	8/9/2023	9/6/2023	10/11/2023			
Year													
2003		0	0	0	0	0	0	1	0	0			
2010		1	0	1	1	1	1	1	1	0			
2011		0	0	0	0	0	0	0	1	1			
2012		0	0	0	0	0	1	0	0	0			
2013		1	0	0	1	1	0	0	0	0			
2015		4	3	2	2	2	2	2	1	1			
2016		7	5	4	3	4	3	4	4	2			
2017		5	5	5	4	4	4	4	3	2			
2018		14	14	10	7	9	9	7	8	6			
2019		48	35	28	24	18	15	11	9	10			
2020		52	38	30	27	21	19	18	13	9			
2021		249	167	111	92	62	47	43	39	33			
2022		2173	1764	1394	1090	830	620	532	454	318			
2023		414	726	1105	1365	1611	1818	1943	2025	2149			
Total		2968	2757	2690	2616	2563	2539	2566	2558	2531			

CUYAHOGA COUNTY COMMON PLEAS COURT

Total Pending Tax Lien & Certificate Cases Referred to Magistrates

The following chart is a display of the number of pending tax Judicial Foreclosure cases referred to the Magistrates on specific dates. The table below shows the number of pending tax Judicial Foreclosure cases in each year since 2010.




	As of:	2/8/2023	3/8/2023	4/11/2023	5/10/2023	6/13/2023	7/14/2023	8/9/2023	9/6/2023	10/11/2023			
Year													
2010		1	1	1	1	1	1	1	1	1			
2011		0	0	0	0	0	0	0	1	1			
2012		0	0	0	0	0	1	0	0	0			
2013		1	0	0	1	1	0	0	0	0			
2015		4	4	3	3	3	3	3	2	2			
2016		3	2	2	1	1	1	2	2	3			
2017		0	0	0	0	0	0	0	0	1			
2018		5	5	4	1	1	1	1	1	1			
2019		6	5	4	4	4	2	2	2	3			
2020		21	16	12	13	11	9	10	6	3			
2021		150	91	52	41	25	17	15	16	14			
2022		755	584	436	312	203	138	105	82	56			
2023		159	264	376	460	589	712	796	821	887			
Total		1105	972	890	837	839	885	935	934	972			

CUYAHOGA COUNTY COMMON PLEAS COURT

Percentage of Pending Judicial Foreclosure Cases By Filing Year

The following chart is a representation of the total number of pending Judicial Foreclosure cases by filing year expressed as a percentage on a specific date. The table below is the supporting data for this chart.

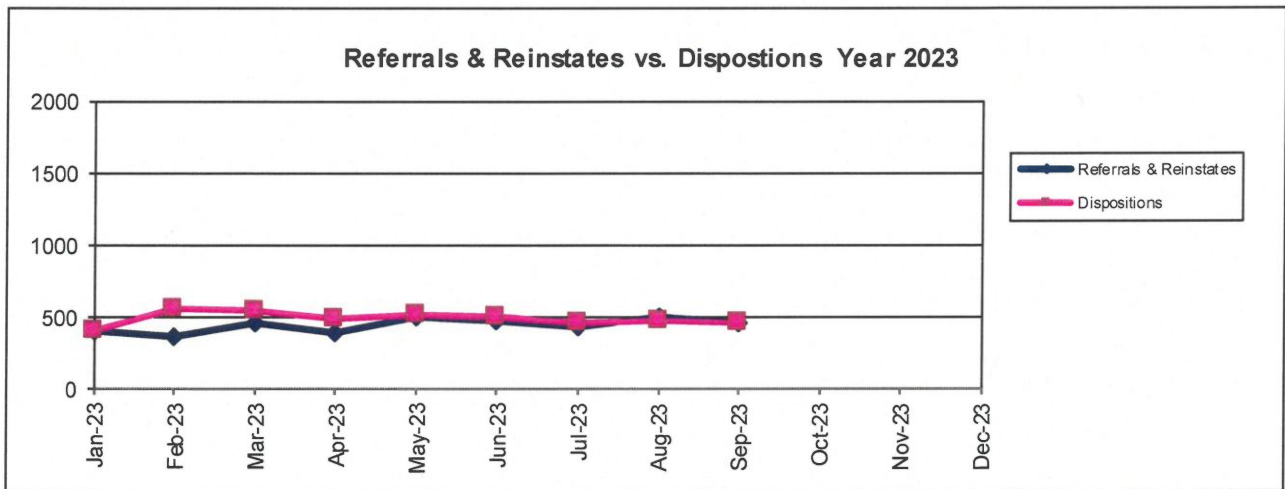
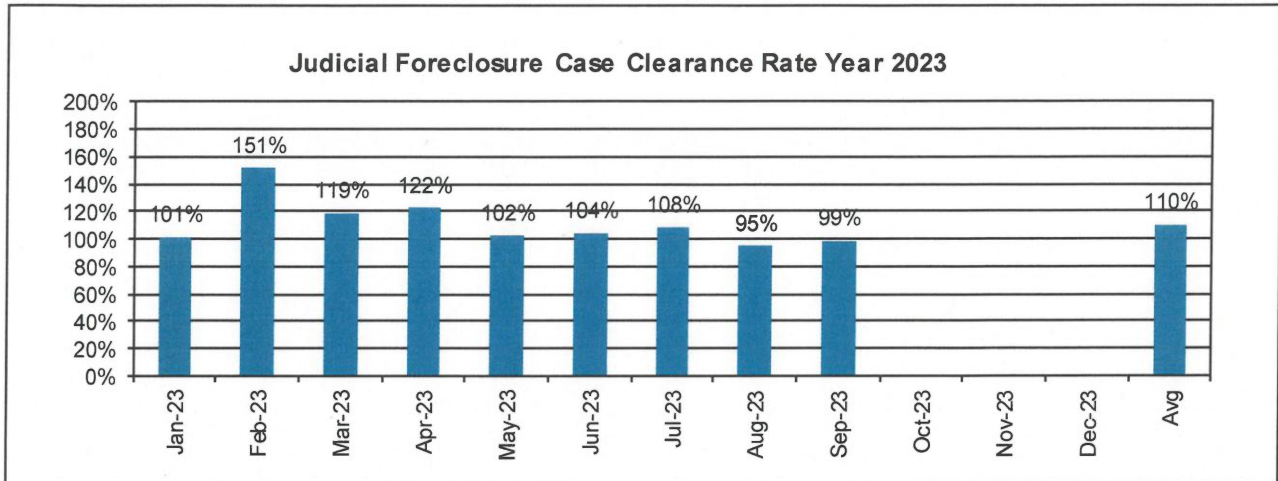


Year	As of:	10/11/2023	% of Total
2003		0	0.00%
2010		0	0.00%
2011		1	0.04%
2012		0	0.00%
2013		0	0.00%
2015		1	0.04%
2016		2	0.08%
2017		2	0.08%
2018		6	0.24%
2019		10	0.40%
2020		9	0.36%
2021		33	1.30%
2022		318	12.56%
2023		2149	84.91%
Total		2531	100.00%

CUYAHOGA COUNTY COMMON PLEAS COURT

Judicial Foreclosure Clearance Rate Year 2023

The Clearance Rate is the number of outgoing cases as a percentage of the number of incoming cases. Clearance rate measures whether the court is keeping up with its incoming caseload. If cases are not disposed in a timely manner, a backlog of cases awaiting disposition will grow. A Clearance Rate of 100% indicates that at least as many cases as have been filed, reopened, or reactivated in a period have been disposed.

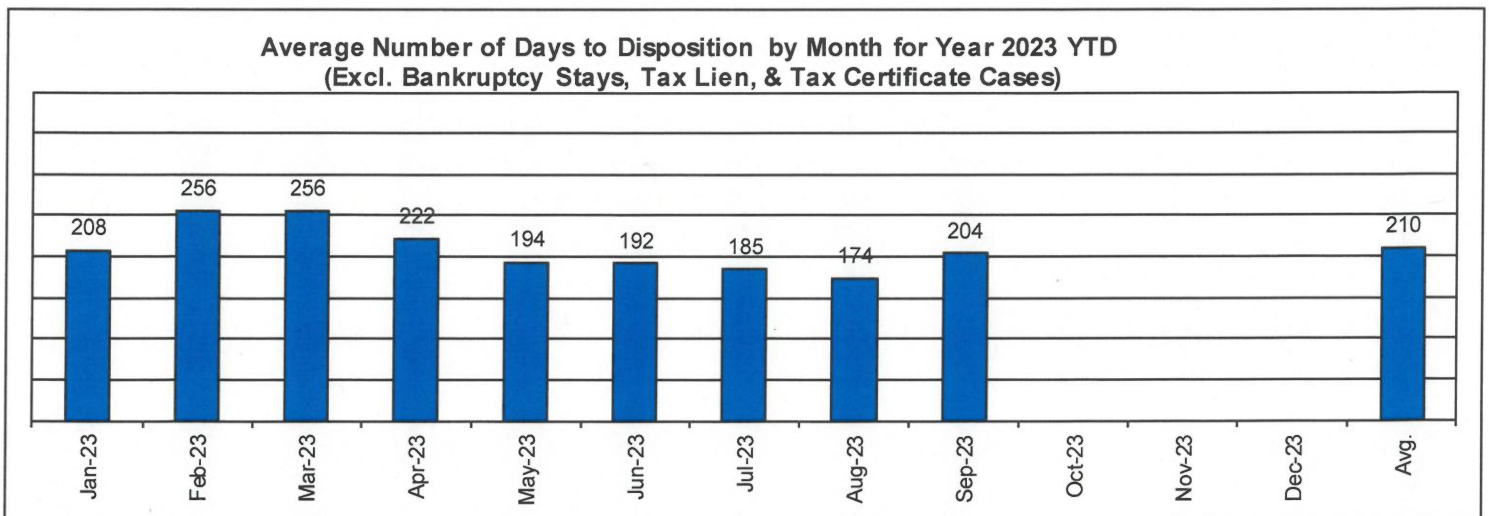
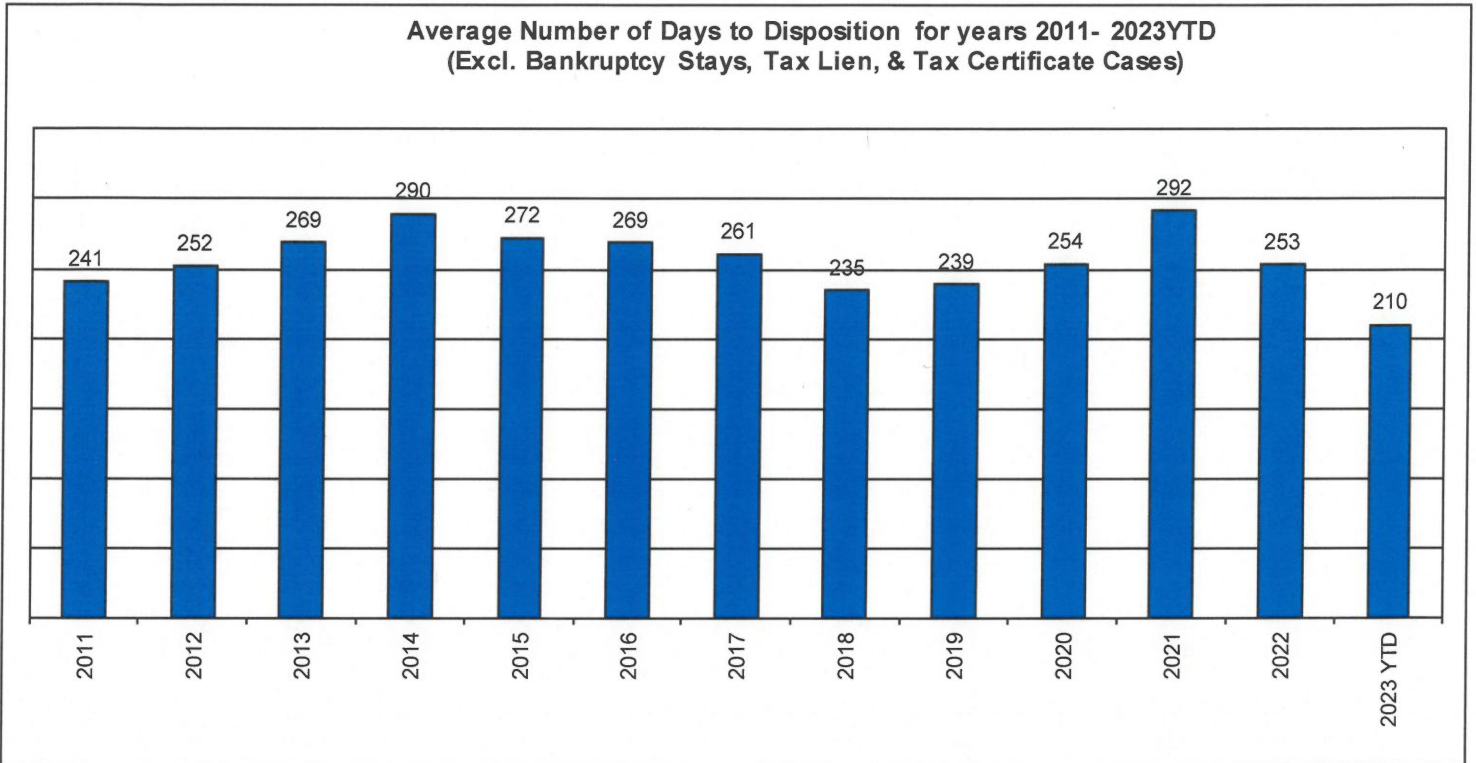


	Referrals & Reinstates	Dispositions	Clearance Rate
Jan-23	403	408	101%
Feb-23	369	559	151%
Mar-23	458	544	119%
Apr-23	395	483	122%
May-23	503	514	102%
Jun-23	476	495	104%
Jul-23	430	466	108%
Aug-23	501	474	95%
Sep-23	467	461	99%
Oct-23			
Nov-23			
Dec-23			
Avg	445	489	110%
Total	4002	4404	

CUYAHOGA COUNTY COMMON PLEAS COURT

Avg. Number of Days to Disp. (Excl. Bank. Stays & Tax Lien & Tax Cert.)

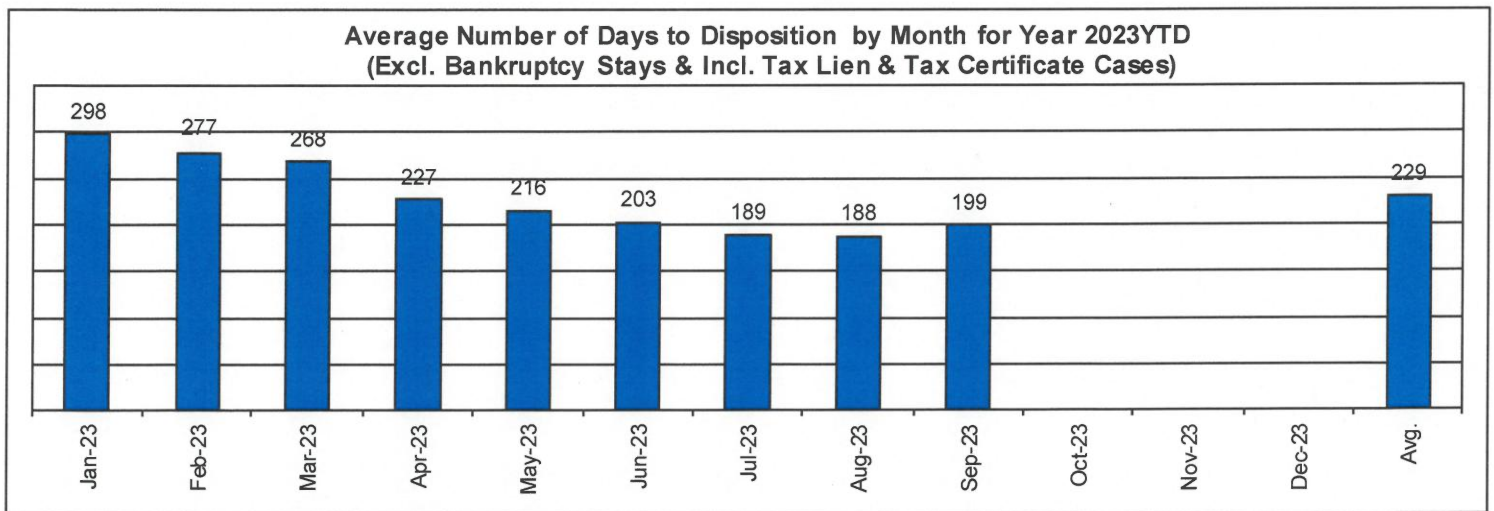
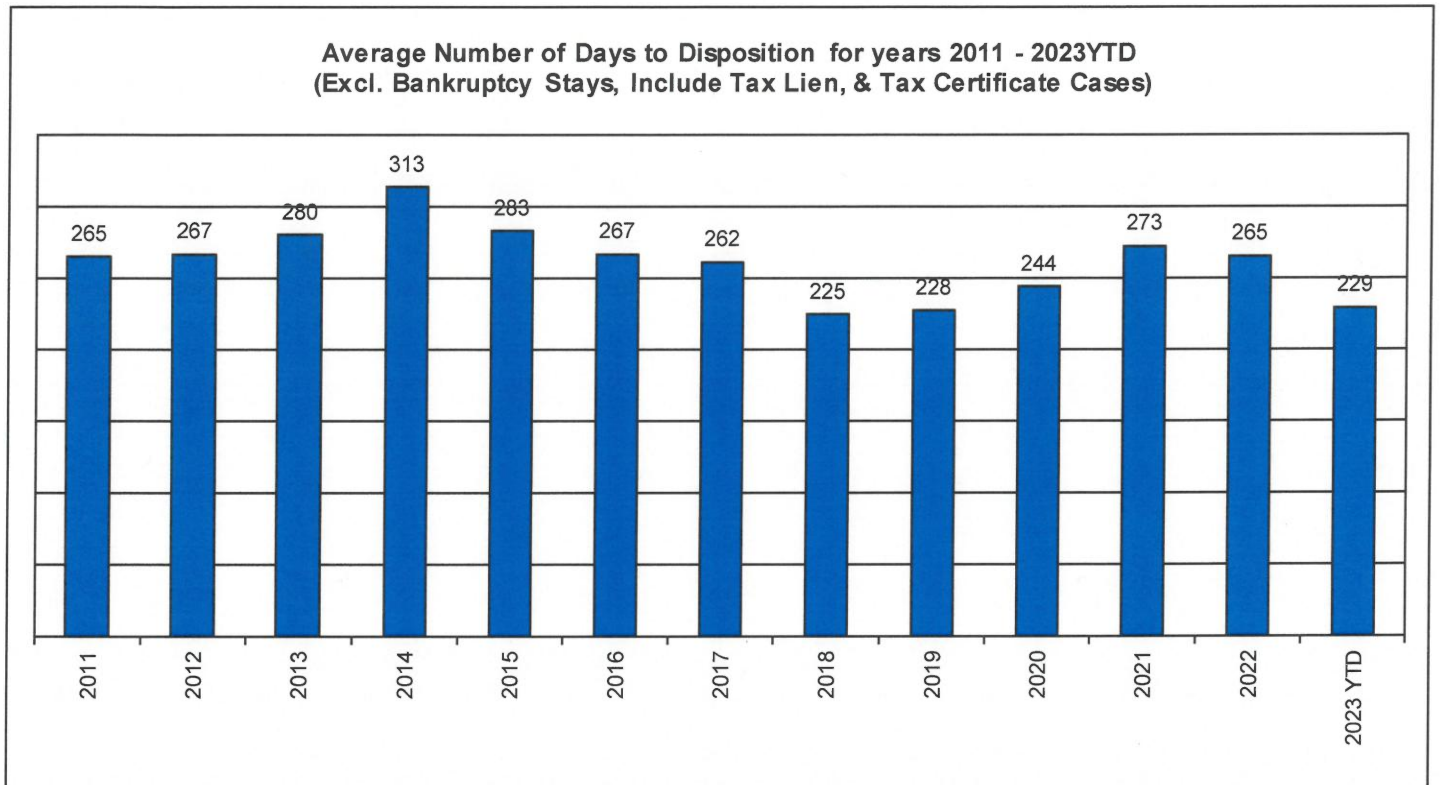
The average number of days to disposition is the number of days from filing to a final disposition entry being filed with the Clerk of Court. The data sample is based on all judicial foreclosure cases terminated by decree or dismissal (cases terminated by bankruptcy are not included) in a month. Each case is examined to determine the number of days between filing and termination with the periods that a case may have been in bankruptcy subtracted. Adding the total days of all of the cases minus bankruptcy periods and dividing by the total number of cases calculates the average. In the following chart, tax judicial foreclosure cases are excluded.



CUYAHOGA COUNTY COMMON PLEAS COURT

Avg. Number of Days to Disp. (Excl. Bank. Stays & Incl. Tax Lien & Tax Cert.)

The average number of days to disposition is the number of days from filing to a final disposition entry being filed with the Clerk of Court. The data sample is based on all Judicial Foreclosure cases terminated by decree or dismissal (cases terminated by bankruptcy are not included) in a month. Each case is examined to determine the number of days between filing and termination with the periods that a case may have been in bankruptcy subtracted. Adding the total days of all of the cases minus bankruptcy periods and dividing by the total number of cases calculates the average. In the following chart, all types of Judicial Foreclosure cases are included.

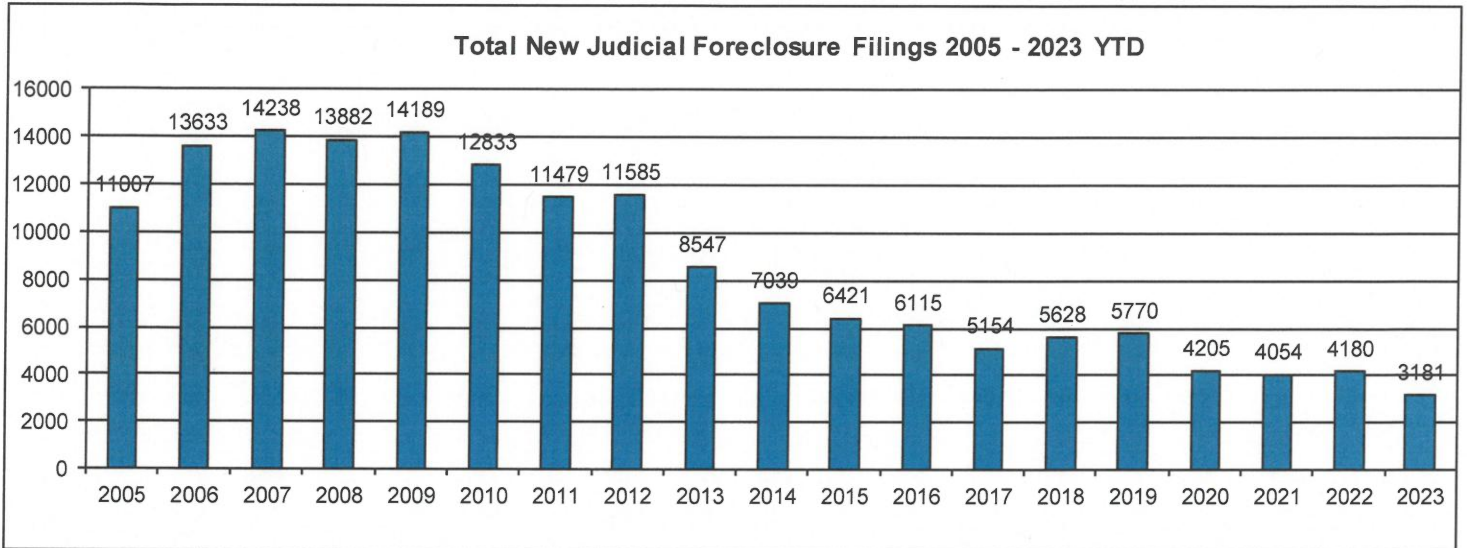


CUYAHOGA COUNTY COMMON PLEAS COURT

Total New Judicial Foreclosure Filings

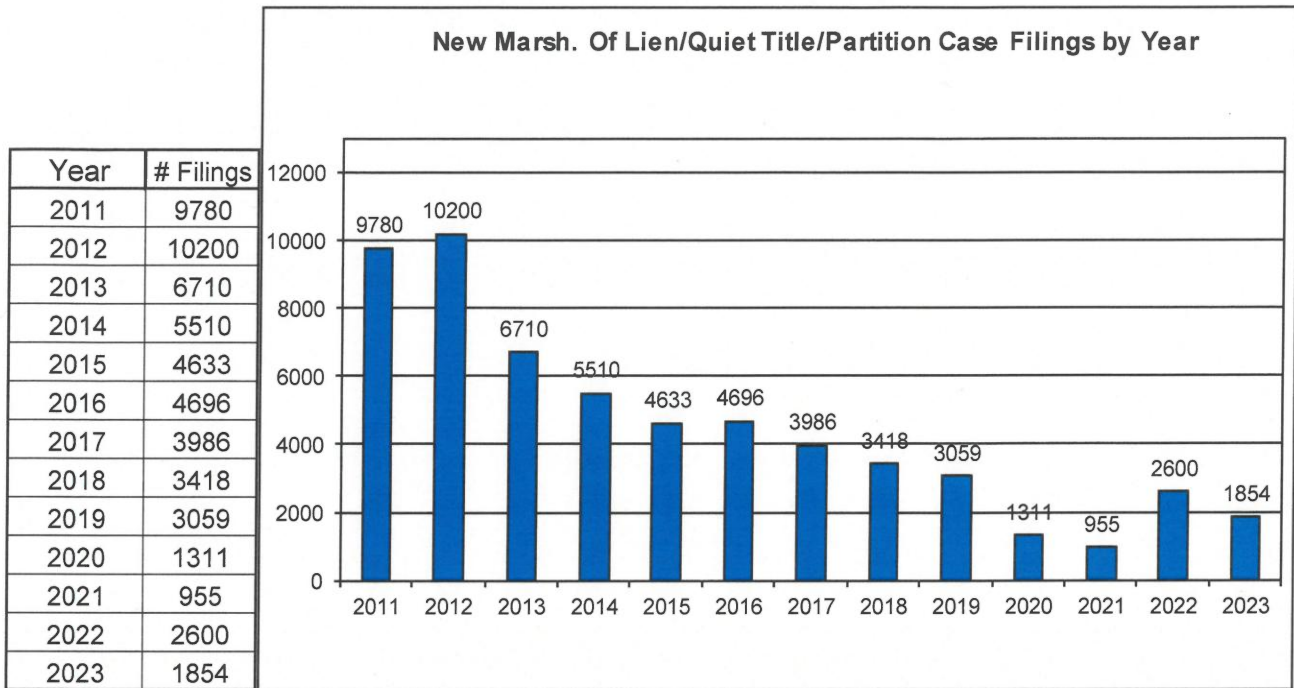
The following charts are provided as a historical view of new judicial foreclosure filings.

1. Total New Judicial Foreclosure Filings from 2005 – 2023 by year
2. Total New Marsh of Lien/Quiet Title/Partition Filings from 2011 – 2023 by month
3. Total New Tax Lien & Tax Certificate Filings for 2011 – 2023 by month
4. Total New Judicial Foreclosure Filings from 2011 – 2023 by month

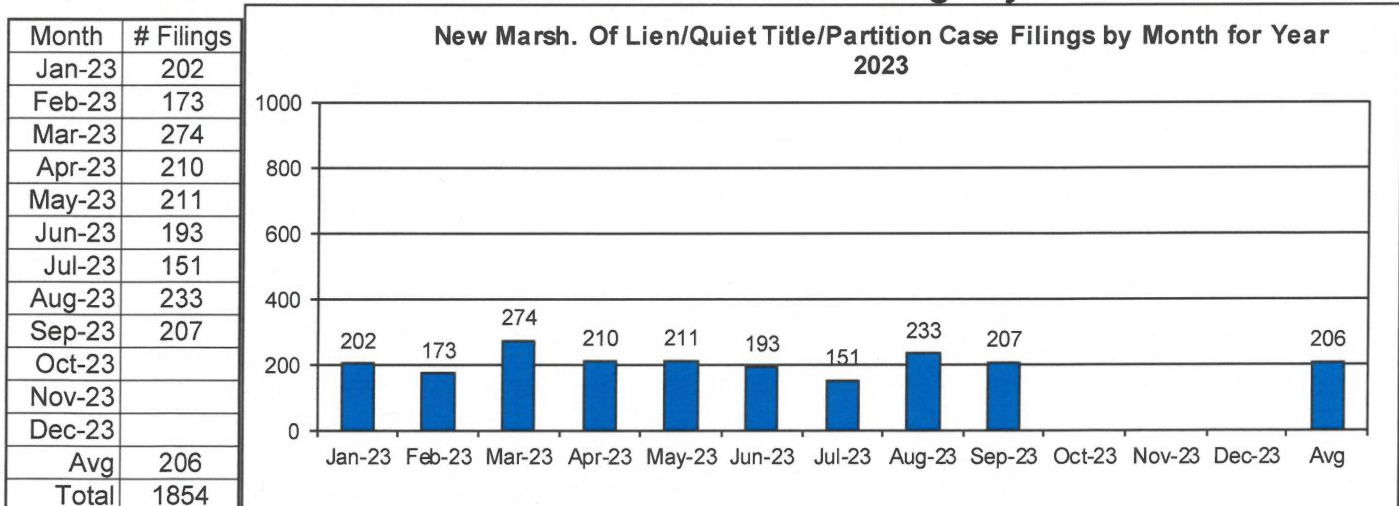


CUYAHOGA COUNTY COMMON PLEAS COURT

New Marsh of Lien/Quiet Title/Partition Case Filings for Years 2011 – 2023 YTD

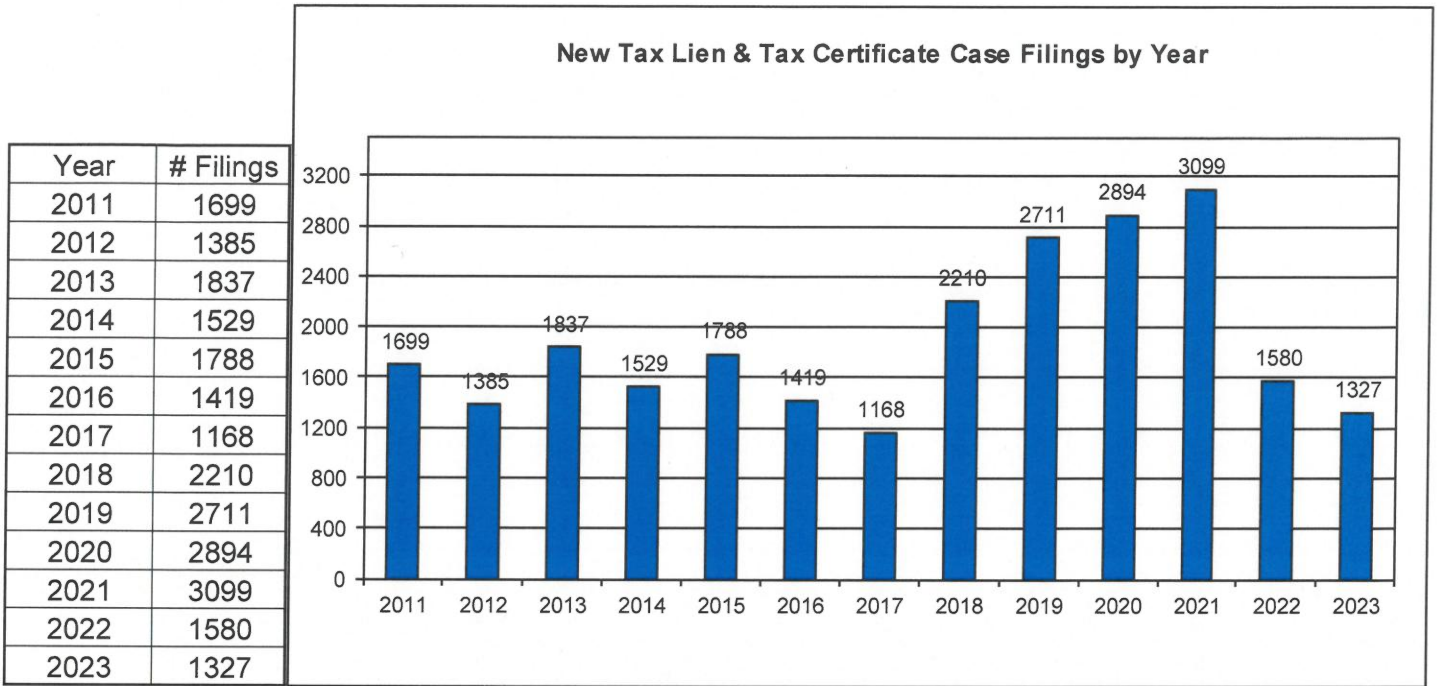


New Marsh of Lien/Quiet Title/Partition Case Filings by month for 2023 YTD

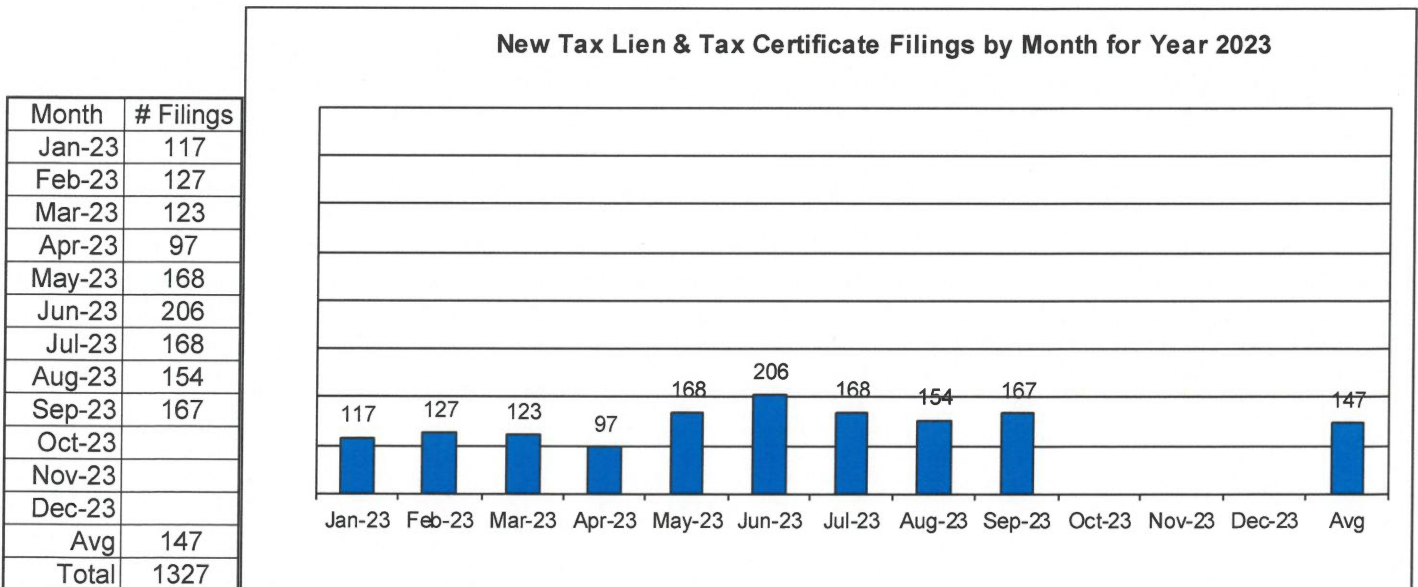


CUYAHOGA COUNTY COMMON PLEAS COURT

New Tax Lien & Certificate Filings for Years 2011 – 2023 YTD



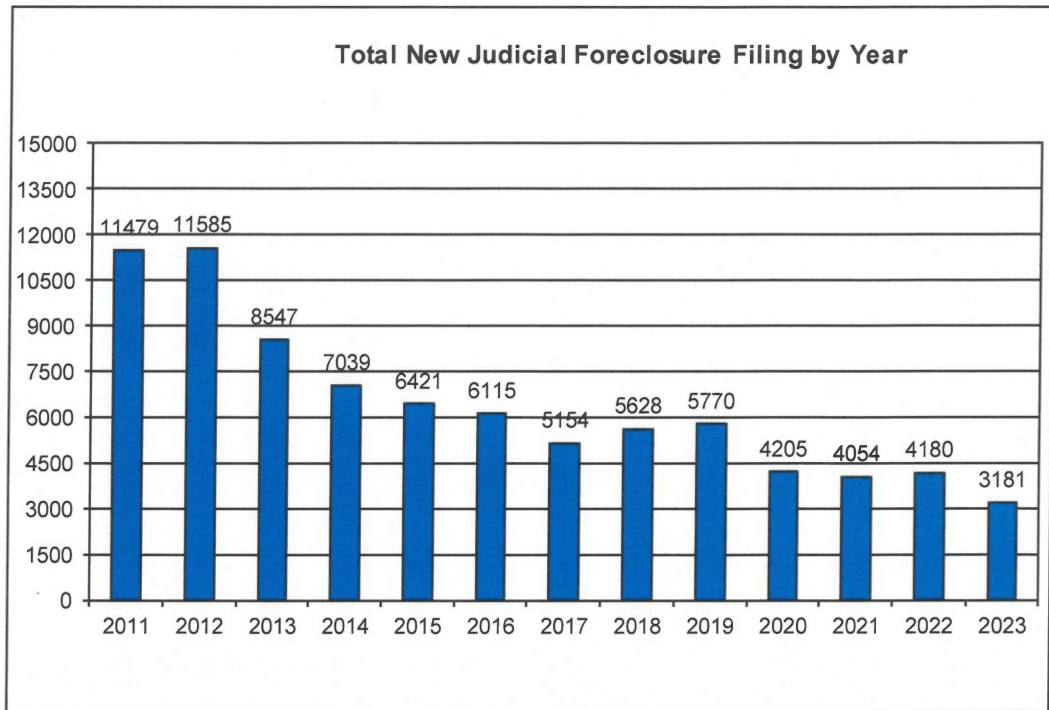
New Tax Lien & Certificate Filings by Month for Year 2023 YTD



CUYAHOGA COUNTY COMMON PLEAS COURT

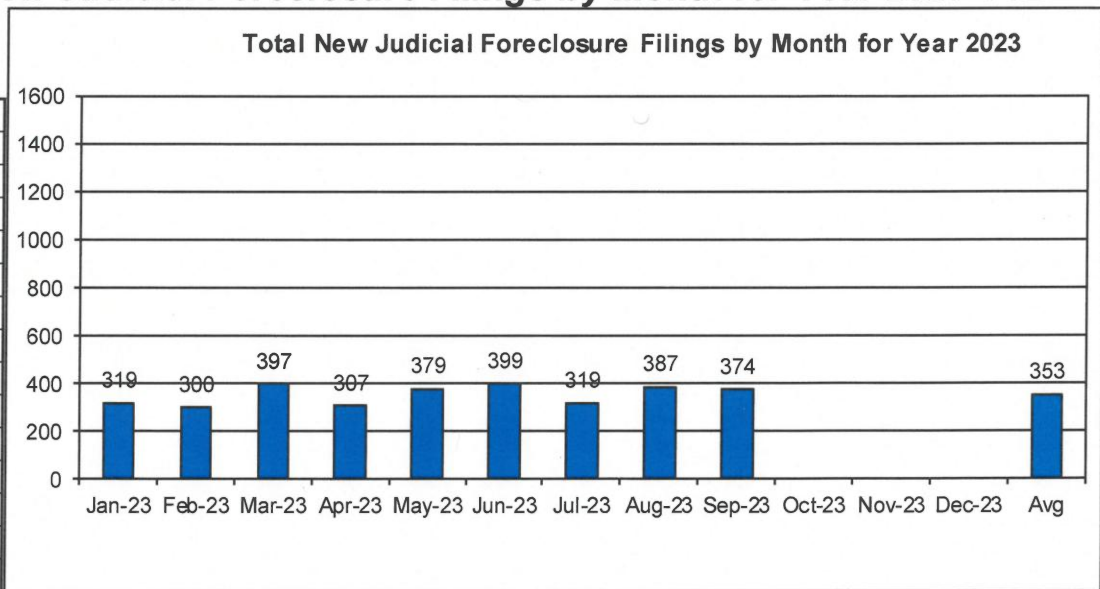
Total New Judicial Foreclosure Filings Years 2011 – 2023 YTD

Year	# Filings
2011	11479
2012	11585
2013	8547
2014	7039
2015	6421
2016	6115
2017	5154
2018	5628
2019	5770
2020	4205
2021	4054
2022	4180
2023YTD	3181



Total New Judicial Foreclosure Filings by Month for Year 2023 YTD

Month	# Filings
Jan-23	319
Feb-23	300
Mar-23	397
Apr-23	307
May-23	379
Jun-23	399
Jul-23	319
Aug-23	387
Sep-23	374
Oct-23	
Nov-23	
Dec-23	
Avg	353
Total	3181



Magistrate's Monthly Reports

The Magistrates' Monthly Report consists of 5 reports. Below is a description of each.

Magistrate's Monthly Supplemental Journal Entry Report (R415)

Retrieves total number of supplemental entries and Decrees of Confirmation of Sheriff's sale created during a specific period. A supplemental entry is any journal created by a magistrate, which does not close out a case. For example, any magistrate's order (MG) setting a hearing, any journal entry (JE) ruling on a motion, journals confirming Sheriff's sales, etc.).

Magistrate's Full Disposition Count by Magistrate Report (R413)

Retrieves total number of cases disposed of during a specific period. The dispositions are grouped by Magistrate and then broken down by the type of disposition (i. e. Default, Dismissed with Prejudice, Dismissed without Prejudice, etc.) This report can be printed three different ways. Including tax cases (Full Dispositions), excluding tax cases (Non-Tax Dispositions), and Tax cases only (Tax Dispositions).

Magistrate's Monthly Cases Referred/Reinstated Report (R418)

Retrieves newly filed cases referred to the Magistrates Dept. and cases previously disposed by the Magistrates Dept. that are reinstated and re-referred to the magistrates. The cases are separated by Tax (filing code 1465; Tax Judicial Foreclosure & 1466; Tax Certificate Judicial Foreclosure) and Non-Tax (1460; Judicial Foreclosure Marsh. Of Lien, 1480; Partition, 1470; Quiet Title, misc. (i. e. 1391; Contract Other, etc.).

Magistrate's Monthly Hearing Totals Report (R3146)

Retrieves total number of hearings held during one month. The hearings are grouped by Magistrate and then broken down by what type hearing was held (i. e. Default, Pretrial, etc.).

Magistrate's Monthly Case Load Report (R3147)

Retrieves individual caseload totals for individual magistrates during a specific period. The cases are grouped by magistrate and then broken down by case type (i. e. tax judicial foreclosure, tax certificate judicial foreclosure and non-tax judicial foreclosure).

CUYAHOGA COUNTY COURT OF COMMON PLEAS

DATE: 10/11/2023
TIME: 8:31 AM

OFFICE OF THE MAGISTRATES
MAGISTRATE'S MONTHLY SUPPLEMENTALS BY CASE
REPORTING PERIOD: SEPTEMBER 2023

PAGE: 1
CMSR415D

SUPPLEMENTALS

AUGUSTYN	123
BUCHA	178
DAY	249
DYKE	241
GOZELANCZYK	200
HEGYES	164
JACKSON	179
JACKSON	145
KLEIN	195
LUCAS	147
LUNSFORD	258
UNACCOUNTED FOR	0

TOTAL	2079
--------------	-------------

CONFIRMATIONS

TOTAL	1
--------------	----------

CUYAHOGA COUNTY COURT OF COMMON PLEAS

OFFICE OF THE MAGISTRATES

Full Disposition Count by Magistrate

REPORTING PERIOD: FROM 09/01/2023 TO 09/30/2023

DATE: 10/11/2023

TIME: 8:32 AM

PAGE: 1

CMSR413

MagID	Dispose Type	Tax Cert.	Tax Treas.	Total
KCA				
	Bank	0	0	1
	Def	0	0	4
	Dism	0	2	9
	Ref. Vacate	0	0	0
	Court Trial	0	0	1
	Other	1	3	9
	<u>MAG'S TOTAL</u>	1	5	<u>24</u>

Decrees	244
Defaults	98
Other	126
Court Trial	20
Dismissals	207
Bankruptcy	10
Ref. Vacated	0
Grand Total	461

SMB				
	Bank	0	1	2
	Def	0	0	3
	Dism	0	2	11
	Ref. Vacate	0	0	0
	Court Trial	0	0	6
	Other	0	2	2
	<u>MAG'S TOTAL</u>	0	5	<u>24</u>

CD				
	Bank	0	0	1
	Def	0	0	7
	Dism	0	2	26
	Ref. Vacate	0	0	0
	Court Trial	0	0	2
	Other	1	16	19
	<u>MAG'S TOTAL</u>	1	18	<u>55</u>

JTD				
	Bank	0	0	0
	Def	0	0	7
	Dism	0	6	23
	Ref. Vacate	0	0	0
	Court Trial	0	0	0
	Other	0	7	17
	<u>MAG'S TOTAL</u>	0	13	<u>47</u>

BSG				
	Bank	0	0	0
	Def	0	0	9
	Dism	0	4	20
	Ref. Vacate	0	0	0
	Court Trial	0	0	0
	Other	0	0	2
	<u>MAG'S TOTAL</u>	0	4	<u>31</u>

DKH				
	Bank	0	0	0
	Def	0	1	16
	Dism	1	4	13
	Ref. Vacate	0	0	0
	Court Trial	0	0	2
	Other	1	7	14
	<u>MAG'S TOTAL</u>	2	12	<u>45</u>

ARJ				
	Bank	0	0	1
	Def	1	0	9
	Dism	0	4	26
	Ref. Vacate	0	0	0
	Court Trial	0	0	0
	Other	0	7	21
	<u>MAG'S TOTAL</u>	1	11	<u>57</u>

JLJ				
	Bank	0	0	0
	Def	1	0	13
	Dism	0	7	23

CUYAHOGA COUNTY COURT OF COMMON PLEAS

OFFICE OF THE MAGISTRATES

Full Disposition Count by Magistrate

REPORTING PERIOD: FROM 09/01/2023 TO 09/30/2023

DATE: 10/11/2023

TIME: 8:32 AM

PAGE: 2

CMSR413

MagID	Dispose Type	Tax Cert.	Tax Treas.	Total
	Ref. Vacate	0	0	0
	Court Trial	0	0	2
	Other	1	7	8
	MAG'S TOTAL	2	14	46
<hr/>				
MK				
	Bank	0	0	0
	Def	0	0	13
	Dism	0	5	8
	Ref. Vacate	0	0	0
	Court Trial	0	0	2
	Other	0	13	20
	MAG'S TOTAL	0	18	43
<hr/>				
PL				
	Bank	0	0	4
	Def	1	0	7
	Dism	0	9	32
	Ref. Vacate	0	0	0
	Court Trial	0	0	4
	Other	0	1	4
	MAG'S TOTAL	1	10	51
<hr/>				
GL				
	Bank	0	1	1
	Def	0	0	10
	Dism	0	4	16
	Ref. Vacate	0	0	0
	Court Trial	0	0	1
	Other	0	4	10
	MAG'S TOTAL	0	9	38

CUYAHOGA COUNTY COURT OF COMMON PLEAS

DATE: 10/11/2023
 TIME: 08:33 AM

OFFICE OF THE MAGISTRATES
 MAGISTRATE'S MONTHLY REF/REIN CASES
 FROM 09/01/2023 TO 09/30/2023

CMSR418

MAGISTRATE	NEW REFERRALS				REINSTATED			
	Tax Treas.	Tax Cert.	Non-Tax	Total	Tax Treas.	Tax Cert.	Non-Tax	Total
<u>AUGUSTYN/KEVIN/C</u>	12	0	10	22	0	0	2	2
<u>BUCHA/STEPHEN/M</u>	11	0	26	37	0	0	1	1
<u>DAY/CHRISTOPHER/</u>	17	0	27	44	1	0	0	1
<u>DYKE/JOHN/T</u>	15	0	36	51	0	0	0	0
<u>GOZELANCZYK/BRIAN/S</u>	12	0	26	38	0	1	0	1
<u>HEGYES/DEAN/K</u>	14	0	27	41	0	0	0	0
<u>JACKSON/AMY/R</u>	16	0	25	41	0	0	2	2
<u>JACKSON/JIM/L</u>	21	0	20	41	0	1	0	1
<u>KLEIN/MONICA/</u>	13	0	25	38	0	0	1	1
<u>LUCAS/PAUL/</u>	20	0	28	48	0	0	0	0
<u>LUNSFORD/GINA/</u>	18	0	33	51	0	1	5	6
<u>TOTAL</u>	169	0	283	452	1	3	11	15
<u>COMBINED TOTAL</u>	467							

CUYAHOGA COUNTY COURT OF COMMON PLEAS

OFFICE OF THE MAGISTRATES

MAG MONTHLY HEARING TOTALS

Reporting Period: September 2023

DATE: 10/11/2023
TIME: 08:33 AM

PAGE: 1
CMSR3146

Monthly Hearing Total 447

AUGUSTYN
Default Hearings 0
Tax Hearings 0
Pretrials 29

TOTAL: 29

BUCHA
Default Hearings 0
Tax Hearings 0
Pretrials 24

TOTAL: 24

DAY
Default Hearings 0
Tax Hearings 0
Pretrials 51

TOTAL: 51

DYKE
Default Hearings 6
Tax Hearings 9
Pretrials 34

TOTAL: 49

GOZELANCZYK
Default Hearings 0
Tax Hearings 0
Pretrials 45

TOTAL: 45

HEGYES
Default Hearings 0
Tax Hearings 0
Pretrials 37

TOTAL: 37

JACKSON
Default Hearings 11
Tax Hearings 15
Pretrials 22

TOTAL: 48

JACKSON
Default Hearings 19
Tax Hearings 16
Pretrials 26

TOTAL: 61

KLEIN
Default Hearings 0
Tax Hearings 0
Pretrials 40

TOTAL: 40

LUCAS
Default Hearings 0
Tax Hearings 1
Pretrials 31

CUYAHOGA COUNTY COURT OF COMMON PLEAS

OFFICE OF THE MAGISTRATES

MAG MONTHLY HEARING TOTALS

Reporting Period: September 2023

DATE: 10/11/2023
TIME: 08:33 AM

PAGE: 2
CMSR3146

TOTAL:	32
LUNSFORD	
Default Hearings	1
Tax Hearings	0
Pretrials	30
<hr/>	
TOTAL:	31

CUYAHOGA COUNTY COURT OF COMMON PLEAS

DATE: 10/11/2023
 TIME: 8:34 AM

Office of the Magistrates
 Magistrate's Monthly Case Load
 MONTH: SEPTEMBER 2023

PAGE: 1
 CMSR3147

Magistrate Name	Non Tax Total	Tax Cert.	Tax Treas.	Total Tax	Total Cases
AUGUSTYN	84	2	62	64	148
BUCHA	101	1	46	47	148
DAY	135	2	68	70	205
DYKE	121	2	80	82	203
GOZELANCZYK	185	7	110	117	302
HEGYES	188	4	101	105	293
JACKSON	171	2	84	86	257
JACKSON	159	2	93	95	254
KLEIN	149	4	81	85	234
LUCAS	200	4	119	123	323
LUNSFORD	146	1	98	99	245
Non Tax Total:	1639	Cert. Tax Total: 31	Tax Treas. Total: 942	Total Tax: 973	Total Cases: 2612

Report CMSR1062 - Judicial Foreclosure Statistics by Judge

Report CMSR1062 provides a list of judicial foreclosure case activity for each Judge. The report identifies how many cases were pending at the beginning of the period. The new cases filed and cases that were transferred in or reactivated are added to the number pending at the beginning of the period. It then shows the type and number of terminations for the period. The total terminations are subtracted from the total pending which provides the pending at the end of the period.

CUYAHOGA COUNTY COURT OF COMMON PLEAS

DATE: 10/11/2023
TIME: 08:28 AM

Foreclosure Statistics by Judge
Reporting Period: September 2023

PAGE: 1
CMSR1062

Judge							
AMBROSE, DICK							
	Pending at Beg of Period		New Cases Filed	Cases Transferred In / Reactivated			Total
	1		0	0			1
Terminations							
	Bankruptcy	Default	RefVacated	Court Trial	Dismiss	Other	Total
	0	0	0	0	0	0	0
Total Pending at End of Period							1
BELL, RICHARD A							
	Pending at Beg of Period		New Cases Filed	Cases Transferred In / Reactivated			Total
	70		17	0			87
Terminations							
	Bankruptcy	Default	RefVacated	Court Trial	Dismiss	Other	Total
	0	8	0	0	4	3	15
Total Pending at End of Period							72
CALABRESE, DEENA R							
	Pending at Beg of Period		New Cases Filed	Cases Transferred In / Reactivated			Total
	88		14	1			103
Terminations							
	Bankruptcy	Default	RefVacated	Court Trial	Dismiss	Other	Total
	0	4	0	0	3	7	14
Total Pending at End of Period							89
CLANCY, MAUREEN							
	Pending at Beg of Period		New Cases Filed	Cases Transferred In / Reactivated			Total
	75		10	4			89
Terminations							
	Bankruptcy	Default	RefVacated	Court Trial	Dismiss	Other	Total
	0	3	0	0	4	3	10
Total Pending at End of Period							79
COLLIER-WILLIAMS, CASSANDRA							
	Pending at Beg of Period		New Cases Filed	Cases Transferred In / Reactivated			Total
	61		5	1			67
Terminations							
	Bankruptcy	Default	RefVacated	Court Trial	Dismiss	Other	Total
	0	3	0	0	5	3	11
Total Pending at End of Period							56
CORRIGAN, PETER J							
	Pending at Beg of Period		New Cases Filed	Cases Transferred In / Reactivated			Total
	45		11	0			56
Terminations							
	Bankruptcy	Default	RefVacated	Court Trial	Dismiss	Other	Total
	0	1	0	0	3	4	8
Total Pending at End of Period							48
FUERST, NANCY A							
	Pending at Beg of Period		New Cases Filed	Cases Transferred In / Reactivated			Total
	82		9	1			92
Terminations							
	Bankruptcy	Default	RefVacated	Court Trial	Dismiss	Other	Total
	0	6	0	0	6	5	17
Total Pending at End of Period							75
GALL, STEVEN E							

CUYAHOGA COUNTY COURT OF COMMON PLEAS

DATE: 10/11/2023
TIME: 08:28 AM

Foreclosure Statistics by Judge
Reporting Period: September 2023

PAGE: 2
CMSR1062

Judge							
	Pending at Beg of Period		New Cases Filed		Cases Transferred In / Reactivated		Total
	72		13		2		87
Terminations							
	Bankruptcy	Default	RefVacated	Court Trial	Dismiss	Other	Total
	0	3	0	0	5	6	14
	Total Pending at End of Period						73
GALLAGHER, HOLLIE L							
	Pending at Beg of Period		New Cases Filed		Cases Transferred In / Reactivated		Total
	58		12		0		70
Terminations							
	Bankruptcy	Default	RefVacated	Court Trial	Dismiss	Other	Total
	0	2	0	1	4	5	12
	Total Pending at End of Period						58
GALLAGHER, KELLY ANN							
	Pending at Beg of Period		New Cases Filed		Cases Transferred In / Reactivated		Total
	92		8		1		101
Terminations							
	Bankruptcy	Default	RefVacated	Court Trial	Dismiss	Other	Total
	0	1	0	0	8	1	10
	Total Pending at End of Period						91
GALLAGHER, SHANNON M							
	Pending at Beg of Period		New Cases Filed		Cases Transferred In / Reactivated		Total
	58		16		0		74
Terminations							
	Bankruptcy	Default	RefVacated	Court Trial	Dismiss	Other	Total
	0	0	0	0	2	0	2
	Total Pending at End of Period						72
GAUL, DANIEL							
	Pending at Beg of Period		New Cases Filed		Cases Transferred In / Reactivated		Total
	84		11		1		96
Terminations							
	Bankruptcy	Default	RefVacated	Court Trial	Dismiss	Other	Total
	0	3	0	0	6	3	12
	Total Pending at End of Period						84
HAGAN, EMILY							
	Pending at Beg of Period		New Cases Filed		Cases Transferred In / Reactivated		Total
	84		16		0		100
Terminations							
	Bankruptcy	Default	RefVacated	Court Trial	Dismiss	Other	Total
	0	4	0	0	0	13	17
	Total Pending at End of Period						83
KELLEY, KEVIN J							
	Pending at Beg of Period		New Cases Filed		Cases Transferred In / Reactivated		Total
	79		14		2		95
Terminations							
	Bankruptcy	Default	RefVacated	Court Trial	Dismiss	Other	Total
	1	1	0	0	6	7	15
	Total Pending at End of Period						80
KILBANE, ASHLEY							

CUYAHOGA COUNTY COURT OF COMMON PLEAS

DATE: 10/11/2023
 TIME: 08:28 AM

Foreclosure Statistics by Judge
 Reporting Period: September 2023

PAGE: 3
 CMSR1062

Judge							
	Pending at Beg of Period		New Cases Filed		Cases Transferred In / Reactivated		Total
	78		9		1		88
Terminations	Bankruptcy	Default	RefVacated	Court Trial	Dismiss	Other	Total
	0	0	0	0	9	2	11
	Total Pending at End of Period						77
MATIA, DAVID T							
	Pending at Beg of Period		New Cases Filed		Cases Transferred In / Reactivated		Total
	82		8		0		90
Terminations	Bankruptcy	Default	RefVacated	Court Trial	Dismiss	Other	Total
	0	6	0	0	2	8	16
	Total Pending at End of Period						74
MCCORMICK, TIMOTHY							
	Pending at Beg of Period		New Cases Filed		Cases Transferred In / Reactivated		Total
	77		10		3		90
Terminations	Bankruptcy	Default	RefVacated	Court Trial	Dismiss	Other	Total
	1	2	0	0	3	4	10
	Total Pending at End of Period						80
MCDONNELL, NANCY R							
	Pending at Beg of Period		New Cases Filed		Cases Transferred In / Reactivated		Total
	4		0		0		4
Terminations	Bankruptcy	Default	RefVacated	Court Trial	Dismiss	Other	Total
	0	0	0	0	0	0	0
	Total Pending at End of Period						4
MCGINTY, WILLIAM T							
	Pending at Beg of Period		New Cases Filed		Cases Transferred In / Reactivated		Total
	67		15		1		83
Terminations	Bankruptcy	Default	RefVacated	Court Trial	Dismiss	Other	Total
	0	4	0	0	4	3	11
	Total Pending at End of Period						72
MIDAY, SHERRIE							
	Pending at Beg of Period		New Cases Filed		Cases Transferred In / Reactivated		Total
	59		11		0		70
Terminations	Bankruptcy	Default	RefVacated	Court Trial	Dismiss	Other	Total
	0	2	0	0	5	0	7
	Total Pending at End of Period						63
MOONEY, BRIAN							
	Pending at Beg of Period		New Cases Filed		Cases Transferred In / Reactivated		Total
	99		10		0		109
Terminations	Bankruptcy	Default	RefVacated	Court Trial	Dismiss	Other	Total
	1	1	0	0	3	2	7
	Total Pending at End of Period						102
O'DONNELL, JENNIFER							

CUYAHOGA COUNTY COURT OF COMMON PLEAS

DATE: 10/11/2023
 TIME: 08:28 AM

Foreclosure Statistics by Judge
 Reporting Period: September 2023

PAGE: 4
 CMSR1062

Judge

	Pending at Beg of Period		New Cases Filed		Cases Transferred In / Reactivated		Total
	65		15		1		81
Terminations							
	Bankruptcy	Default	RefVacated	Court Trial	Dismiss	Other	Total
	0	4	0	0	3	3	10
	Total Pending at End of Period						71

O'DONNELL, JOHN P

	Pending at Beg of Period		New Cases Filed		Cases Transferred In / Reactivated		Total
	66		11		0		77
Terminations							
	Bankruptcy	Default	RefVacated	Court Trial	Dismiss	Other	Total
	0	3	0	0	9	6	18
	Total Pending at End of Period						59

RUSSO, JOHN J

	Pending at Beg of Period		New Cases Filed		Cases Transferred In / Reactivated		Total
	55		6		2		63
Terminations							
	Bankruptcy	Default	RefVacated	Court Trial	Dismiss	Other	Total
	2	3	0	0	7	2	14
	Total Pending at End of Period						49

RUSSO, MICHAEL J

	Pending at Beg of Period		New Cases Filed		Cases Transferred In / Reactivated		Total
	71		12		0		83
Terminations							
	Bankruptcy	Default	RefVacated	Court Trial	Dismiss	Other	Total
	0	3	0	0	6	6	15
	Total Pending at End of Period						68

RUSSO, NANCY MARGARET

	Pending at Beg of Period		New Cases Filed		Cases Transferred In / Reactivated		Total
	66		16		2		84
Terminations							
	Bankruptcy	Default	RefVacated	Court Trial	Dismiss	Other	Total
	0	3	0	0	9	3	15
	Total Pending at End of Period						69

SAFFOLD, JEFFREY P

	Pending at Beg of Period		New Cases Filed		Cases Transferred In / Reactivated		Total
	61		10		1		72
Terminations							
	Bankruptcy	Default	RefVacated	Court Trial	Dismiss	Other	Total
	1	2	0	0	1	6	10
	Total Pending at End of Period						62

SAFFOLD, SHIRLEY STRICKLAND

	Pending at Beg of Period		New Cases Filed		Cases Transferred In / Reactivated		Total
	73		9		0		82
Terminations							
	Bankruptcy	Default	RefVacated	Court Trial	Dismiss	Other	Total
	0	1	0	0	3	3	7
	Total Pending at End of Period						75

SANTOLI, ANDREW J.

CUYAHOGA COUNTY COURT OF COMMON PLEAS

DATE: 10/11/2023
TIME: 08:28 AM

Foreclosure Statistics by Judge
Reporting Period: September 2023

PAGE: 5
CMSR1062

Judge							
	Pending at Beg of Period		New Cases Filed		Cases Transferred In / Reactivated		Total
	86		9		0		95
Terminations							
	Bankruptcy	Default	RefVacated	Court Trial	Dismiss	Other	Total
	2	2	0	0	3	1	8
	Total Pending at End of Period						87
SHAUGHNESSY, MICHAEL P							
	Pending at Beg of Period		New Cases Filed		Cases Transferred In / Reactivated		Total
	65		10		1		76
Terminations							
	Bankruptcy	Default	RefVacated	Court Trial	Dismiss	Other	Total
	0	2	0	0	4	6	12
	Total Pending at End of Period						64
SHEEHAN, BRENDAN J							
	Pending at Beg of Period		New Cases Filed		Cases Transferred In / Reactivated		Total
	35		6		0		41
Terminations							
	Bankruptcy	Default	RefVacated	Court Trial	Dismiss	Other	Total
	0	4	0	0	3	2	9
	Total Pending at End of Period						32
SUTULA, JOHN D							
	Pending at Beg of Period		New Cases Filed		Cases Transferred In / Reactivated		Total
	83		10		1		94
Terminations							
	Bankruptcy	Default	RefVacated	Court Trial	Dismiss	Other	Total
	0	6	0	0	1	0	7
	Total Pending at End of Period						87
SUTULA, KATHLEEN ANN							
	Pending at Beg of Period		New Cases Filed		Cases Transferred In / Reactivated		Total
	64		11		0		75
Terminations							
	Bankruptcy	Default	RefVacated	Court Trial	Dismiss	Other	Total
	0	1	0	0	5	5	11
	Total Pending at End of Period						64
SYNENBERG, JOAN							
	Pending at Beg of Period		New Cases Filed		Cases Transferred In / Reactivated		Total
	57		9		3		69
Terminations							
	Bankruptcy	Default	RefVacated	Court Trial	Dismiss	Other	Total
	0	3	0	0	3	2	8
	Total Pending at End of Period						61
TURNER, DEBORAH M							
	Pending at Beg of Period		New Cases Filed		Cases Transferred In / Reactivated		Total
	79		9		2		90
Terminations							
	Bankruptcy	Default	RefVacated	Court Trial	Dismiss	Other	Total
	1	3	0	0	5	3	12
	Total Pending at End of Period						78
VODREY, WILLIAM F. B.							

CUYAHOGA COUNTY COURT OF COMMON PLEAS

DATE: 10/11/2023
 TIME: 08:28 AM

Foreclosure Statistics by Judge
 Reporting Period: September 2023

PAGE: 6
 CMSR1062

Judge

	Pending at Beg of Period	New Cases Filed			Cases Transferred In / Reactivated			Total
	98		12		0		110	
Terminations	Bankruptcy	Default	RefVacated	Court Trial	Dismiss	Other	Total	
	1	3	0	0	20	2	26	
					Total Pending at End of Period		84	

Monthly Summary

MONTHLY SUMMARY

September 2023

NAME	PEND	ASSIGNED			TRIALS						DISP	PENDING				+
		CV	CR	TOT	JURY			COURT				CV	FR	CR	TOT	
Richard A. Bell	358	46	30	76	0	0	0	1	0	1	89	186	71	88	345	+ 13
Deena R. Calabrese	403	45	36	81	0	0	0	0	0	0	74	195	89	126	410	- 7
Maureen Clancy	369	52	50	102	0	1	1	0	0	0	92	193	79	107	379	- 10
Cassandra Collier-Willia	487	52	40	92	0	0	0	1	1	2	90	262	54	173	489	- 2
Peter J. Corrigan	484	45	22	67	0	0	0	1	0	1	65	284	47	155	486	- 2
Nancy A. Fuerst	401	48	22	70	1	1	2	0	0	0	86	216	73	96	385	+ 16
Steven E. Gall	457	51	39	90	0	1	1	0	0	0	92	230	72	153	455	+ 2
Hollie L. Gallagher	378	49	25	74	0	0	0	1	1	2	85	213	58	96	367	+ 11
Kelly A. Gallagher	436	46	33	79	0	1	1	0	1	1	56	267	89	103	459	- 23
Shannon M. Gallagher	368	49	32	81	0	0	0	0	0	0	80	203	72	94	369	- 1
Daniel Gaul	474	48	30	78	0	1	1	0	0	0	66	237	84	165	486	- 12
Emily Hagan	392	46	34	80	0	0	0	1	0	1	73	204	83	112	399	- 7
Kevin J. Kelley	523	49	22	71	0	1	1	0	1	1	76	240	79	199	518	+ 5
Ashley Kilbane	421	52	26	78	0	0	0	0	0	0	76	230	76	117	423	- 2
David T. Matia	422	48	32	80	0	0	0	0	0	0	73	249	74	106	429	- 7
Timothy McCormick	404	47	18	65	0	0	0	0	2	2	76	232	80	81	393	+ 11
William T. McGinty	479	48	30	78	0	0	0	0	2	2	101	252	70	134	456	+ 23
Sherrie Miday	394	49	23	72	0	0	0	0	0	0	70	238	63	95	396	- 2
Brian Mooney	475	47	34	81	0	0	0	0	1	1	57	226	101	172	499	- 24
Jennifer O'Donnell	483	49	40	89	0	0	0	0	0	0	77	219	70	206	495	- 12
John P. O'Donnell	433	45	31	76	0	1	1	0	2	2	76	234	58	141	433	0
John J. Russo	360	50	29	79	1	0	1	0	0	0	77	215	48	99	362	- 2
Michael J. Russo	432	43	28	71	0	0	0	0	0	0	60	241	68	134	443	- 11
Nancy Margaret Russo	223	50	26	76	0	0	0	0	0	0	68	100	69	62	231	- 8
Jeffrey P. Saffold	511	48	28	76	0	1	1	0	0	0	70	302	60	155	517	- 6
Shirley Strickland Saffold	431	47	28	75	0	0	0	0	0	0	92	211	75	128	414	+ 17
Andrew J. Santoli	434	47	27	74	0	0	0	1	0	1	72	252	87	97	436	- 2
Michael P. Shaughnessy	357	50	23	73	0	0	0	0	0	0	74	188	63	105	356	+ 1
Brendan J. Sheehan	154	23	7	30	0	0	0	0	0	0	40	90	32	22	144	+ 10
John D. Sutula	600	48	36	84	0	1	1	1	0	1	78	293	85	228	606	- 6
Kathleen Ann Sutula	507	51	39	90	0	1	1	0	0	0	88	250	63	196	509	- 2
Joan Synenberg	430	52	27	79	0	0	0	0	0	0	59	252	60	138	450	- 20
Deborah M. Turner	486	49	26	75	1	1	2	1	1	2	93	252	77	139	468	+ 18
William F.B. Vodrey	527	47	30	77	0	0	0	0	0	0	104	235	83	182	500	+ 27
TOTALS	14493	1616	1003	2619	3	11	14	8	12	20	2605	7691	2412	4404	14507	- 14

Year to Date Summary

SUMMARY FOR THE COURT

January - September 2023

NAME	PEND	ASSIGNED			TRIALS						DISP	PENDING				+ -
		CV	CR	TOT	JURY			COURT				CV	FR	CR	TOT	
					CV	CR	TOT	CV	CR	TOT		CV	FR	CR	TOT	
Richard A. Bell	388	435	282	717	1	8	9	5	0	5	760	186	71	88	345	+ 43
Deena R. Calabrese	451	432	301	733	0	3	3	0	0	0	774	195	89	126	410	+ 41
Maureen Clancy	373	429	296	725	4	13	17	2	2	4	719	193	79	107	379	- 6
Cassandra Collier-Willia	511	415	336	751	0	4	4	1	4	5	773	262	54	173	489	+ 22
Peter J. Corrigan	489	404	268	672	1	7	8	2	0	2	675	284	47	155	486	+ 3
Nancy A. Fuerst	409	451	282	733	3	5	8	3	1	4	757	216	73	96	385	+ 24
Steven E. Gall	488	429	340	769	0	10	10	3	3	6	802	230	72	153	455	+ 33
Hollie L. Gallagher	387	431	247	678	2	4	6	2	4	6	698	213	58	96	367	+ 20
Kelly A. Gallagher	417	424	275	699	1	8	9	0	3	3	657	267	89	103	459	- 42
Shannon M. Gallagher	435	431	292	723	0	0	0	2	0	2	789	203	72	94	369	+ 66
Daniel Gaul	499	423	332	755	1	5	6	1	1	2	768	237	84	165	486	+ 13
Emily Hagan	461	428	311	739	1	5	6	1	2	3	801	204	83	112	399	+ 62
Kevin J. Kelley	525	437	305	742	0	8	8	0	1	1	749	240	79	199	518	+ 7
Ashley Kilbane	438	440	282	722	0	4	4	1	1	2	737	230	76	117	423	+ 15
David T. Matia	422	429	270	699	0	2	2	0	1	1	692	249	74	106	429	- 7
Timothy McCormick	403	432	274	706	2	3	5	4	4	8	716	232	80	81	393	+ 10
William T. McGinty	472	418	311	729	2	6	8	0	7	7	745	252	70	134	456	+ 16
Sherrie Miday	501	432	263	695	0	3	3	2	2	4	800	238	63	95	396	+ 105
Brian Mooney	405	443	303	746	0	4	4	2	3	5	652	226	101	172	499	- 94
Jennifer O'Donnell	494	438	300	738	0	4	4	2	0	2	737	219	70	206	495	- 1
John P. O'Donnell	372	397	283	680	3	6	9	2	6	8	619	234	58	141	433	- 61
John J. Russo	356	430	288	718	2	3	5	2	0	2	712	215	48	99	362	- 6
Michael J. Russo	390	407	233	640	1	6	7	2	1	3	587	241	68	134	443	- 53
Nancy Margaret Russo	253	456	238	694	0	2	2	2	3	5	716	100	69	62	231	+ 22
Jeffrey P. Saffold	568	434	332	766	0	3	3	0	8	8	817	302	60	155	517	+ 51
Shirley Strickland Saffold	525	447	286	733	0	14	14	2	0	2	844	211	75	128	414	+ 111
Andrew J. Santoli	443	426	282	708	1	6	7	1	2	3	715	252	87	97	436	+ 7
Michael P. Shaughnessy	373	432	301	733	2	4	6	3	3	6	750	188	63	105	356	+ 17
Brendan J. Sheehan	149	214	94	308	0	1	1	3	2	5	313	90	32	22	144	+ 5
John D. Sutula	744	433	358	791	2	5	7	4	2	6	929	293	85	228	606	+ 138
Kathleen Ann Sutula	525	438	314	752	0	6	6	3	1	4	768	250	63	196	509	+ 16
Joan Synenberg	564	487	327	814	0	3	3	5	4	9	928	252	60	138	450	+ 114
Deborah M. Turner	534	466	299	765	4	8	12	6	2	8	831	252	77	139	468	+ 66
William F.B. Vodrey	571	427	300	727	1	7	8	2	1	3	798	235	83	182	500	+ 71
TOTALS	15335	14495	9805	24300	34	180	214	70	74	144	25128	7691	2412	4404	14507	+ 828

Corrections/Adjustments