



**CUYAHOGA COUNTY COMMON PLEAS COURT**

***Statistics Report  
November 2018***

***John J. Russo  
Administrative and Presiding Judge***

**TABLE OF CONTENTS**

**Criminal Statistics**

Newly Filed, Re-Activated and Transferred in Cases _____	4
Yearly Criminal Terminations _____	5
Pending Criminal Cases End of Period _____	6
Clearance Rate _____	7
Arrest to Disposition Timeline _____	8
Average Arrest to Disposition Timeline (Jail Cases) _____	9
Average Arrest to Disposition Timeline (Non-Jail Cases) _____	10
Average Arrest to Disposition Timeline (Jail and Non-Jail Cases) _____	11
Yearly Average Arrest to Disposition Timeline _____	12
Indictments and Informations Filed With the Clerk of Courts _____	13
Bail Case Arraignment Activity _____	14
Overall Arraignment Statistics _____	15

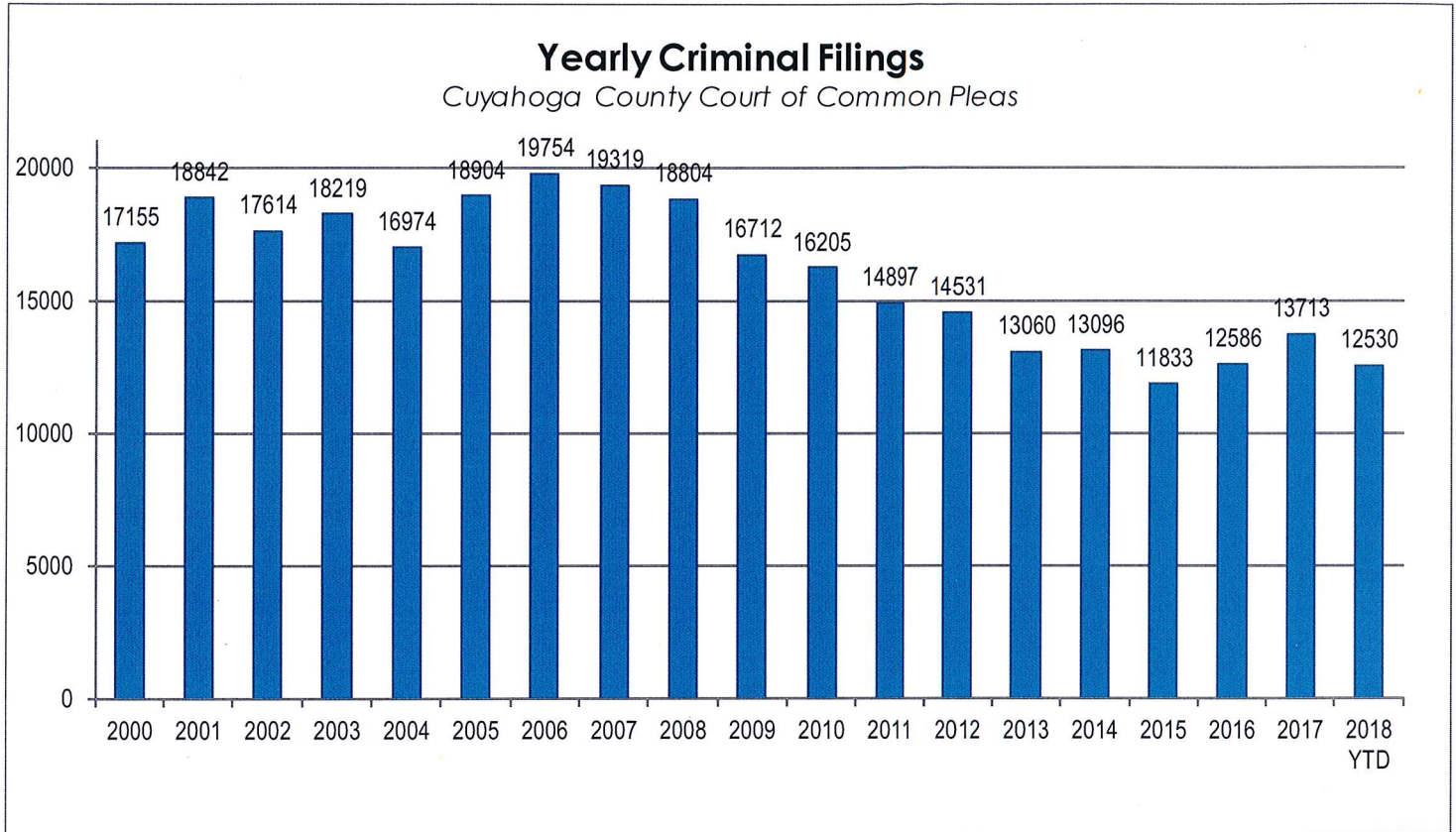
**Foreclosure Statistics**

Total Pending Judicial Foreclosure Cases Referred to Magistrates _____	17
Total Pending Tax Lien & Certificate Cases Referred to Magistrates _____	18
Percentage of Pending Judicial Foreclosure Cases By Filing Year _____	19
Judicial Foreclosure Clearance Rate Year 2018 _____	20
Avg. Number of Days to Disp. (Excl. Bank. Stays & Tax Lien & Tax Cert.) _____	21
Avg. Number of Days to Disp. (Excl. Bank. Stays & Incl. Tax Lien & Tax Cert.) _____	22
Total New Judicial Foreclosure Filings _____	23
New Marsh of Lien/Quiet Title/Partition Case Filings for Years 2005 – 2018 YTD _____	24
New Marsh of Lien/Quiet Title/Partition Case Filings by month for 2018 YTD _____	24
New Tax Lien & Certificate Filings for Years 2005 – 2018 YTD _____	25
New Tax Lien & Certificate Filings by Month for Year 2018 YTD _____	25
Total New Judicial Foreclosure Filings Years 2005 – 2018 YTD _____	26
Total New Judicial Foreclosure Filings by Month for Year 2018 YTD _____	26
Magistrate’s Monthly Reports _____	27
Report CMSR1062 - Judicial Foreclosure Statistics by Judge _____	35
Monthly Summary _____	41
Year to Date Summary _____	43
Corrections/Adjustments _____	45

# *Criminal Case Statistics*

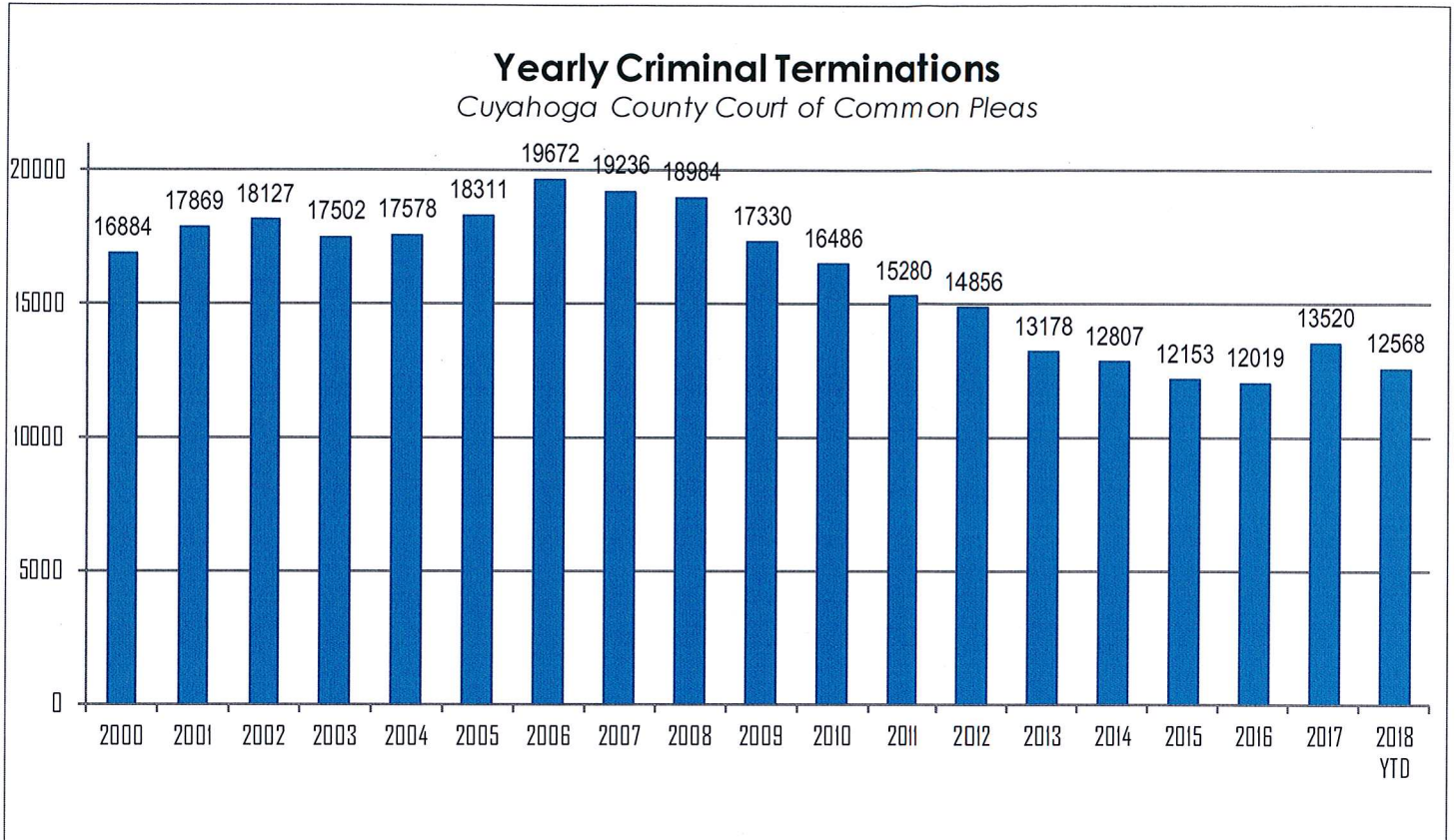
***Newly Filed, Re-Activated and Transferred in Cases***

The following chart is a representation of all filed cases in Cuyahoga County Court of Common Pleas from 2000 – November 2018. Newly filed cases are defined as having been arraigned and assigned to a Judge. Re-activated cases are defined as cases where a defendant was unavailable for trial and has now become ready to proceed. Transferred cases are defined as cases moved from one judge’s docket to another. This could be due to re-assignment to a Mental Health Judge or after additional information indicates that by Court rule, the case should have been assigned to another Judge.



**Yearly Criminal Terminations**

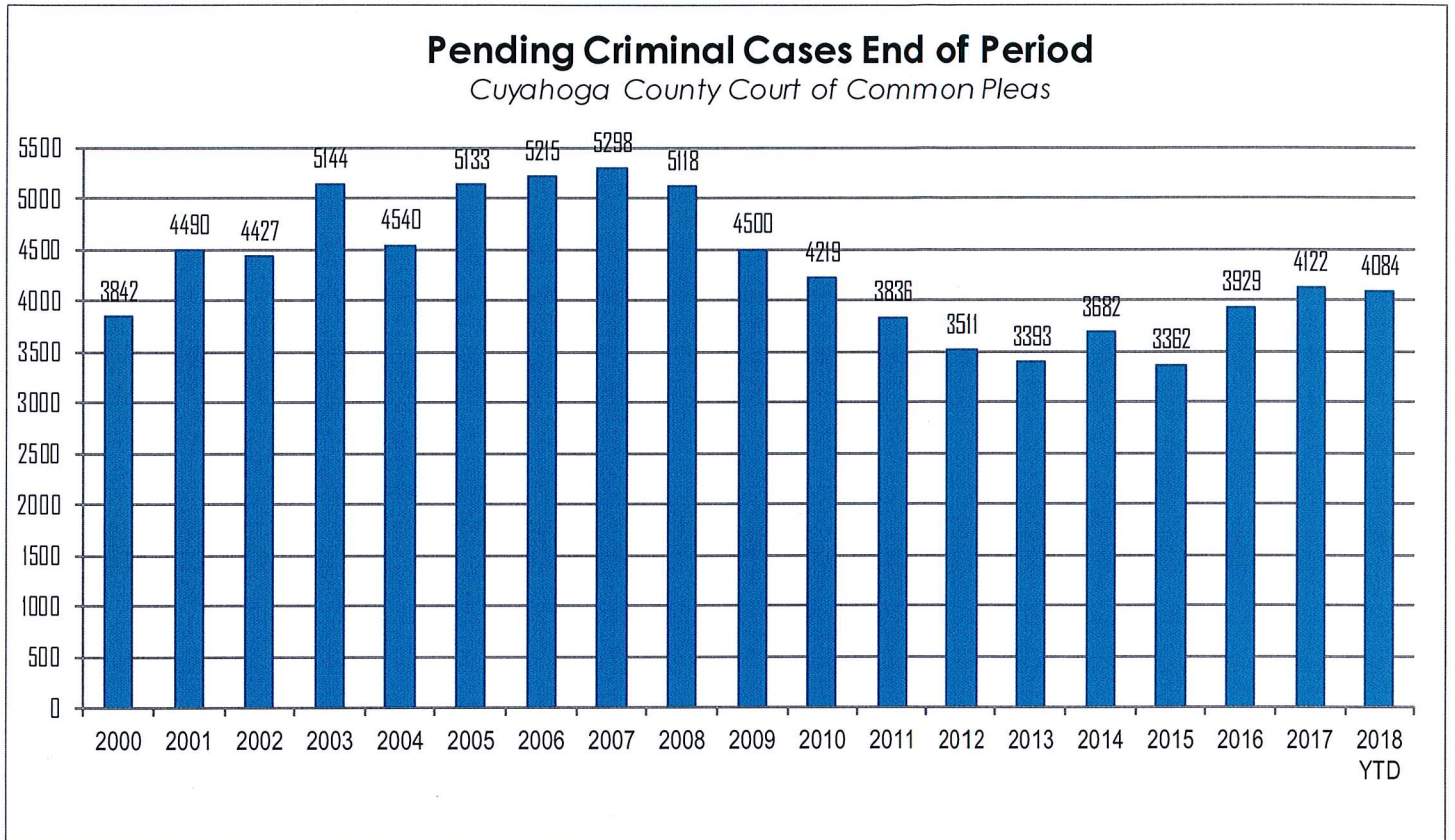
The following chart represents cases that have been terminated by the court from 2000 – November 2018. These cases have been terminated either by trial; plea, dismissal or a defendant is unavailable for trial or sentencing.



# CUYAHOGA COUNTY COMMON PLEAS COURT

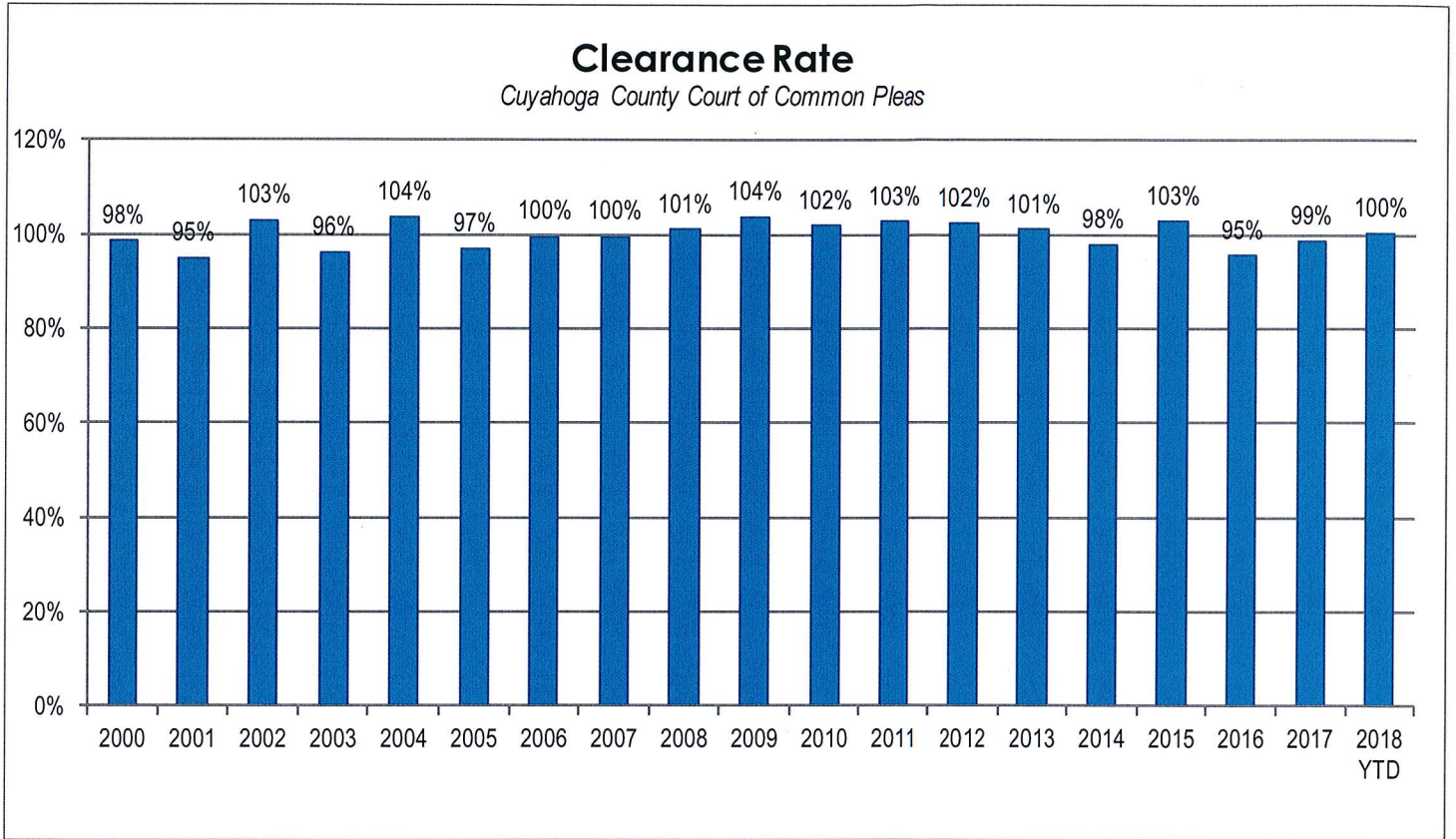
## Pending Criminal Cases End of Period

The following chart represents the total number of cases pending at the end of the reporting period from 2000 – November 2018. Pending criminal cases at the end of the period is determined by adding the total number of pending cases at the beginning of the reporting period, and all newly filed, re-activated and transferred in cases. The total number of cases terminated in the period is subtracted from the sum total pending at the beginning of the period to give the value pending at the end of the period.



## Clearance Rate

The Clearance Rate is the total number of outgoing cases as a percentage of the number of incoming cases. Clearance rate measures whether the court is keeping up with its incoming caseload. If cases are not disposed in a timely manner, a backlog of cases awaiting disposition will grow. A Clearance Rate of 100% indicates that at least as many cases have been filed, reopened, or reactivated in a period have been disposed.



## ***Arrest to Disposition Timeline***

Arrest to disposition timeline is a method to measure how felony cases flow through the Cuyahoga County Criminal Justice System. By capturing how long a case takes to move from stage to stage, we can examine where problems may exist and where potential improvements in case processing can be made.

The source data was extracted from the Cuyahoga County Court of Common Pleas Case Management System. The overall population of sample data was based on cases terminated in a given month excluding cases that have gone through diversion programs. A case is defined as a defendant and all charges involved in a single incident. The period for the extracted data is from November 2018.

The stages examined were:

Arrest to Indictment  
Indictment to Arraignment  
Arraignment to 1<sup>st</sup> Pre-Trial  
1<sup>st</sup> Pre-Trial to Plea/Trial  
Plea/Trial to Termination

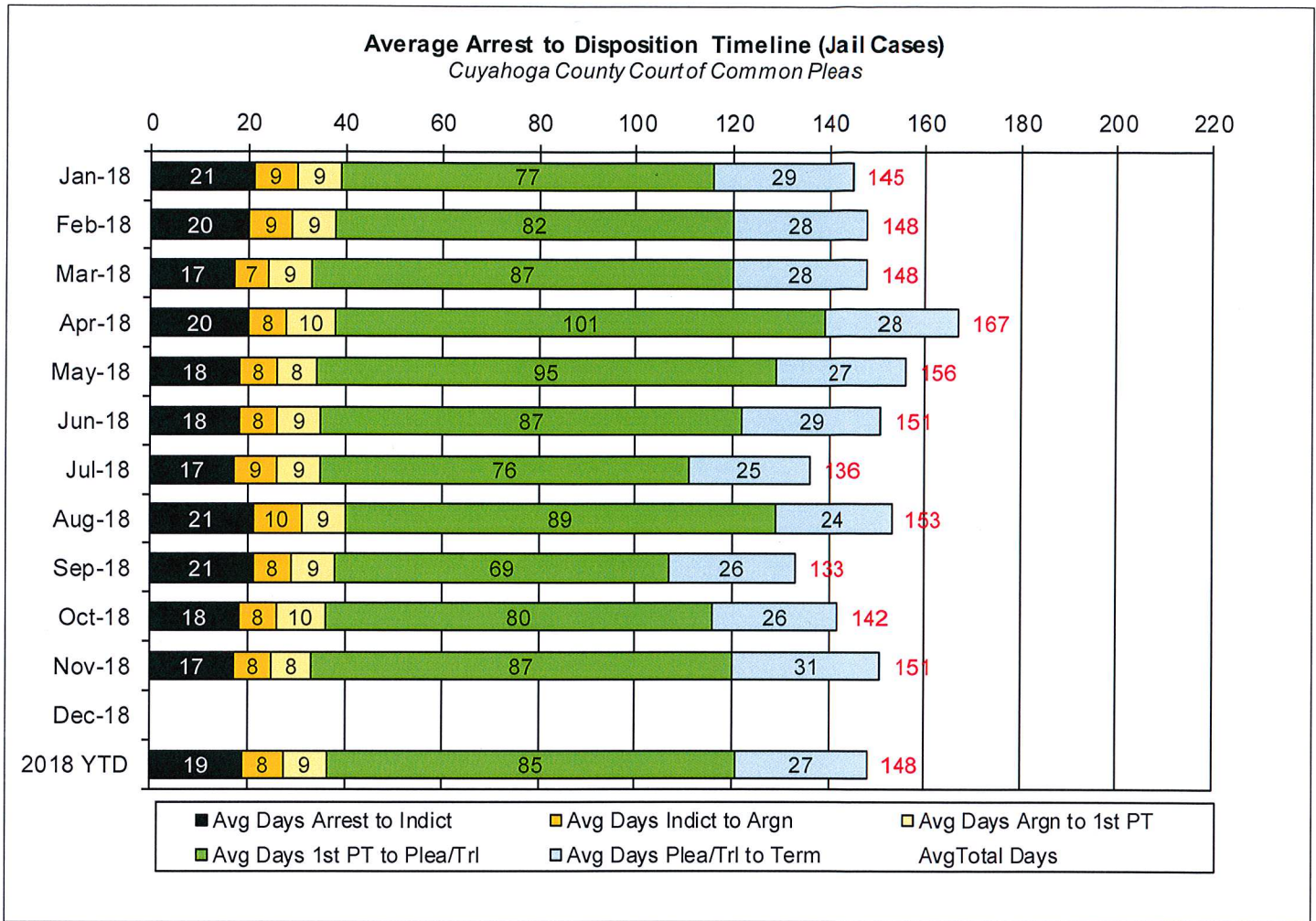
Due to the fact that each case may or may not have all of the stage date elements, a method to arrive at stage averages was applied. For a case to be included in the average for a stage there would need to be both dates for the given stage. A case would be included in the Arrest to Indictment stage if both arrest date and indictment date were available. This method was applied to each of the five stages. Next we calculated the total number of cases that met the date criteria for each of the ranges and also the total number of days between each date. To arrive at an average, the total number of days for each case in each range was calculated and divided by the total number of cases that met the date criteria. If a case had a time period or periods where the defendant was capiased or referred to the Psych Clinic, that amount of time was subtracted from the appropriate range. For re-indicted cases, the original arrest date is used.

The following three charts are for Jail, Non-Jail and combined Jail and Non-Jail cases. Jail and Non-Jail cases are defined by the posting of bond prior to plea or trial.



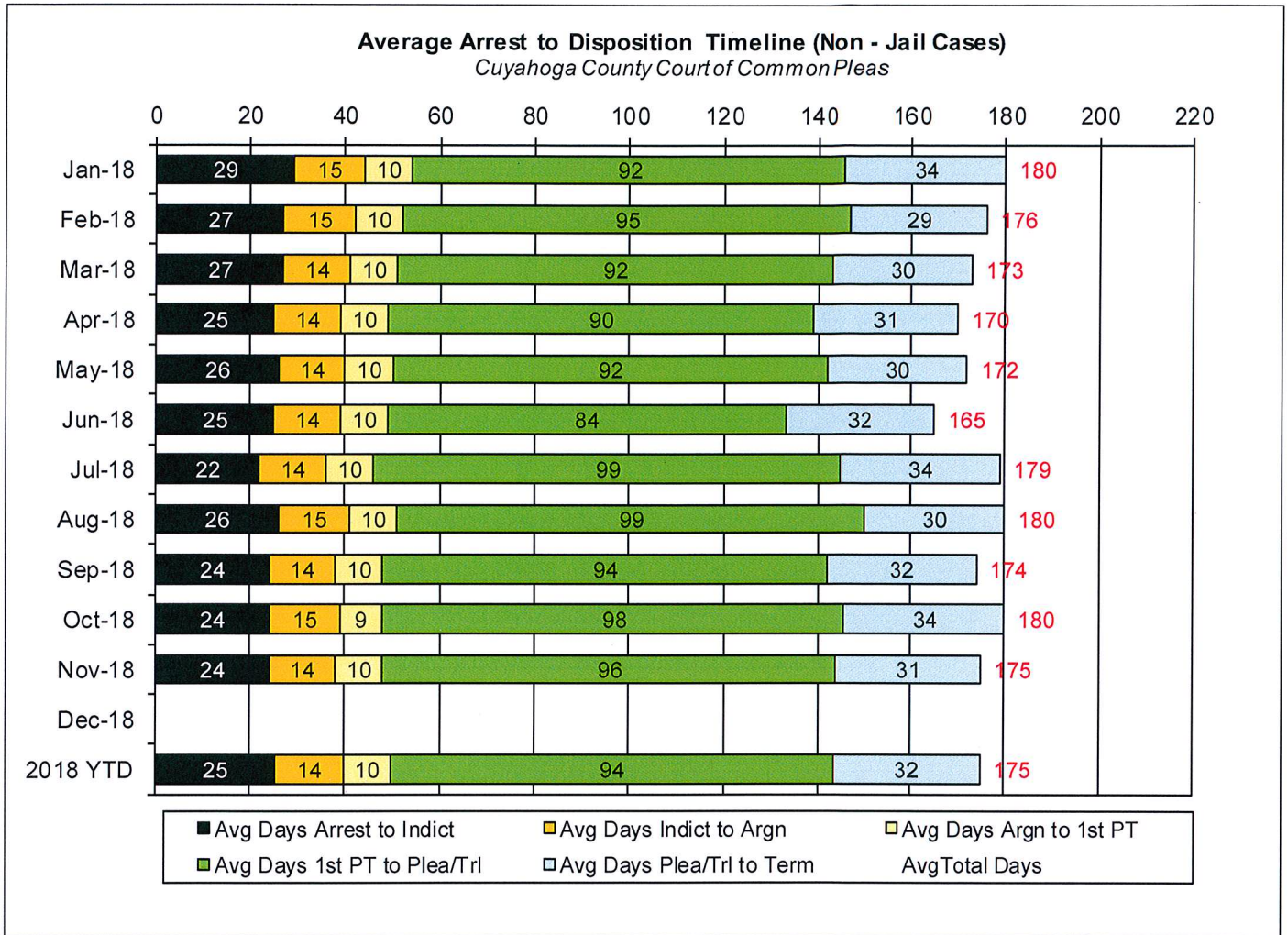
# CUYAHOGA COUNTY COMMON PLEAS COURT

## Average Arrest to Disposition Timeline (Jail Cases)



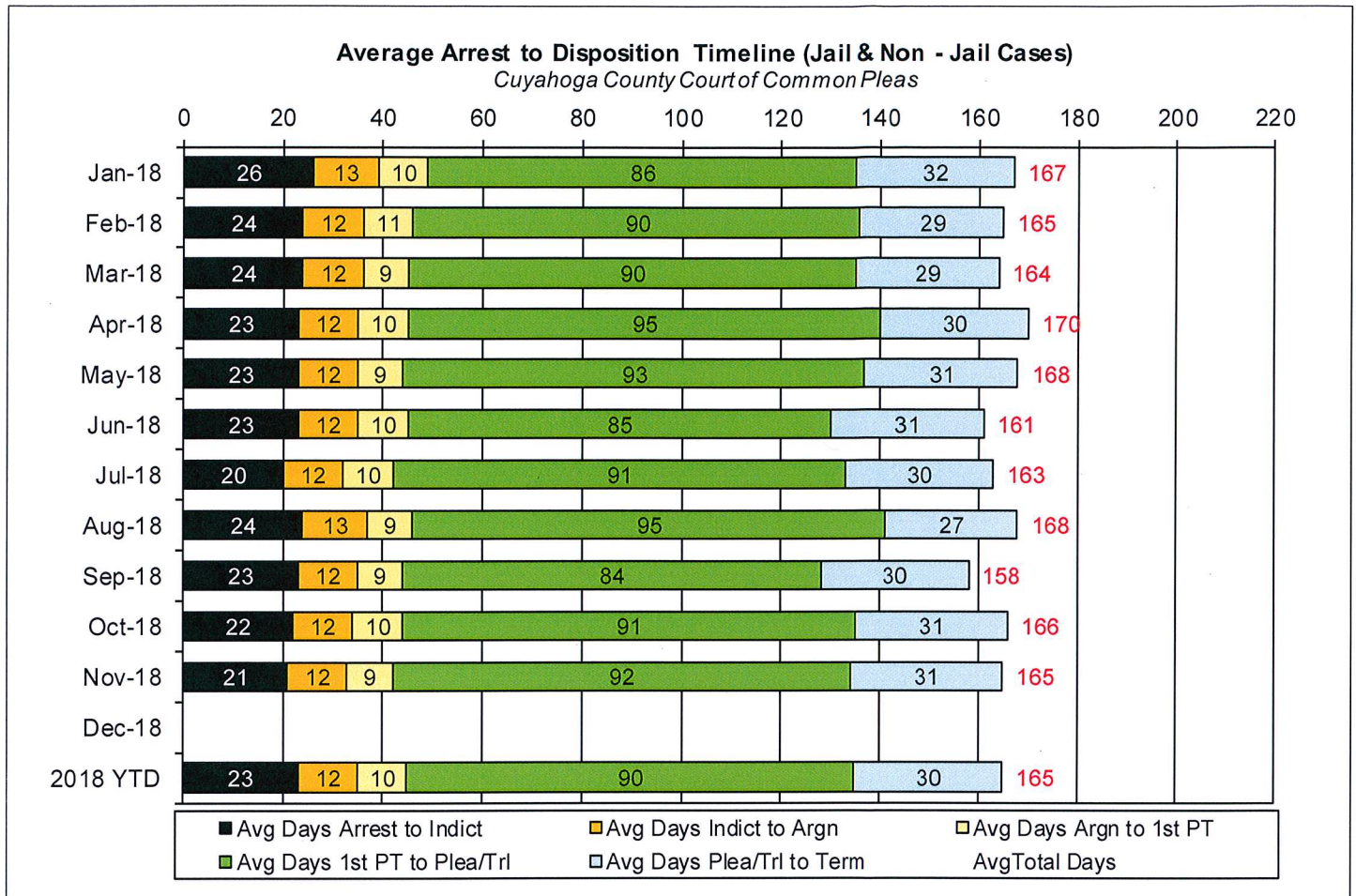
# CUYAHOGA COUNTY COMMON PLEAS COURT

## Average Arrest to Disposition Timeline (Non-Jail Cases)



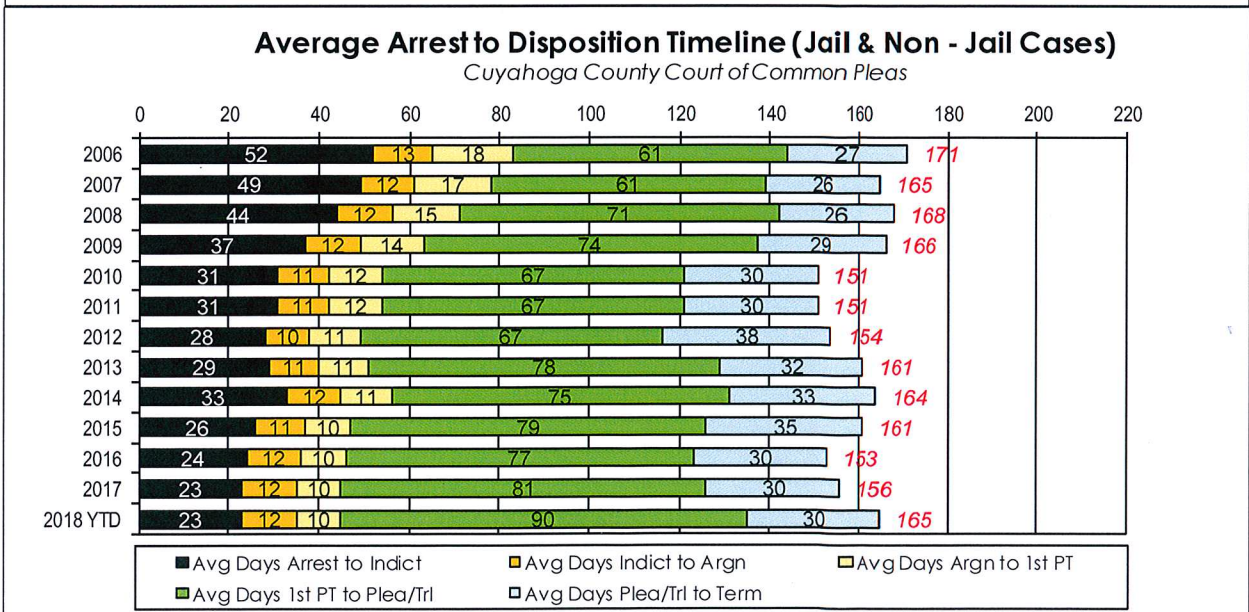
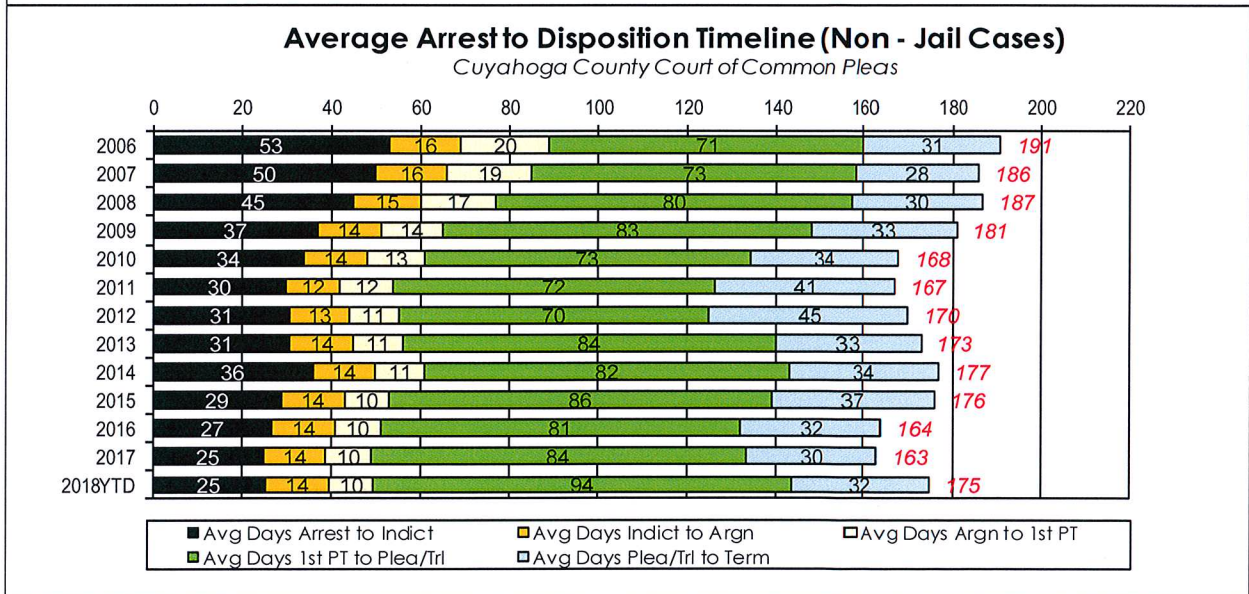
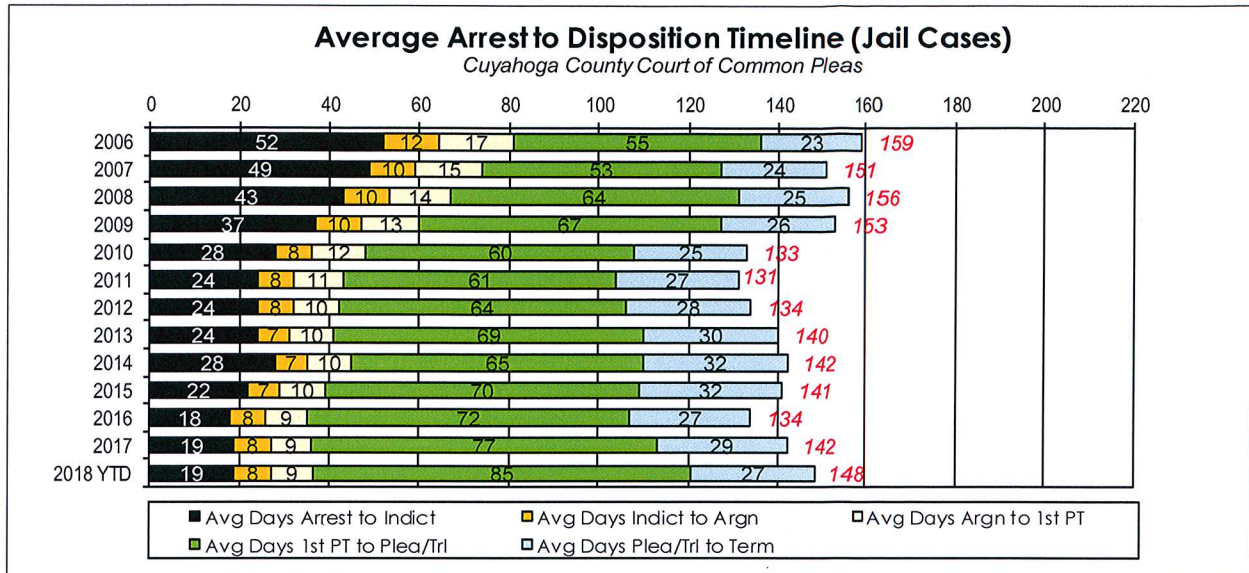
# CUYAHOGA COUNTY COMMON PLEAS COURT

## Average Arrest to Disposition Timeline (Jail and Non-Jail Cases)



# CUYAHOGA COUNTY COMMON PLEAS COURT

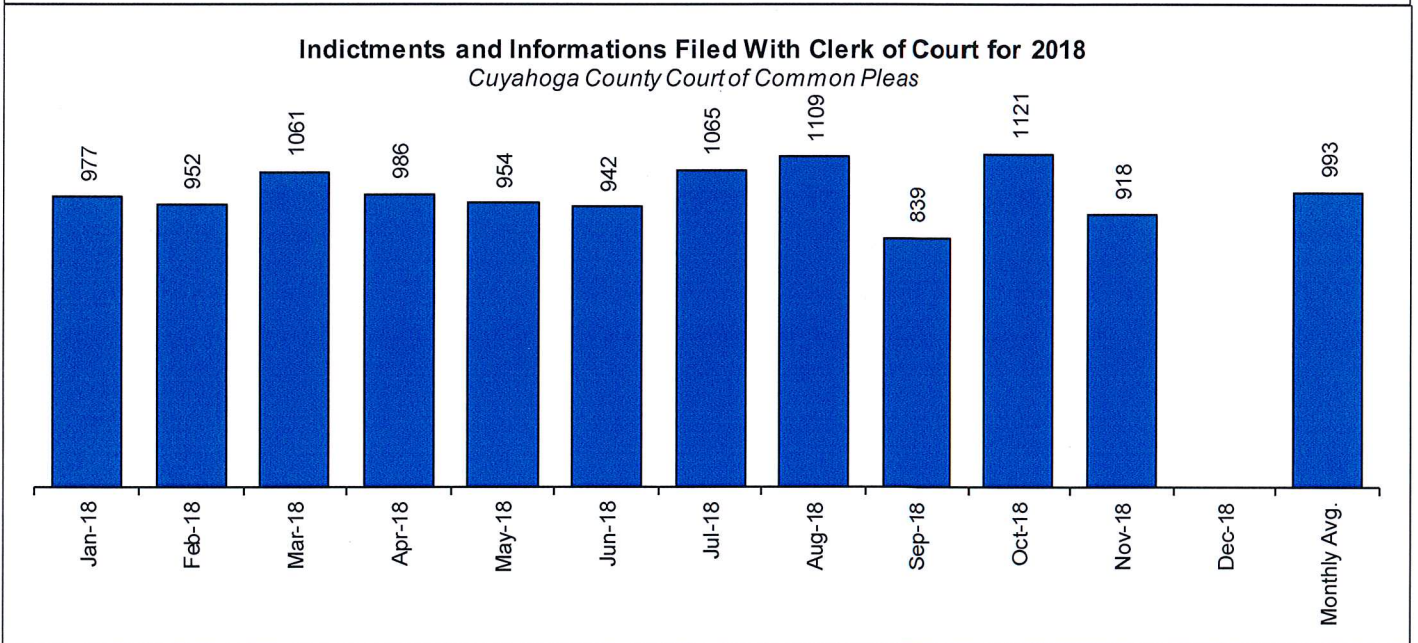
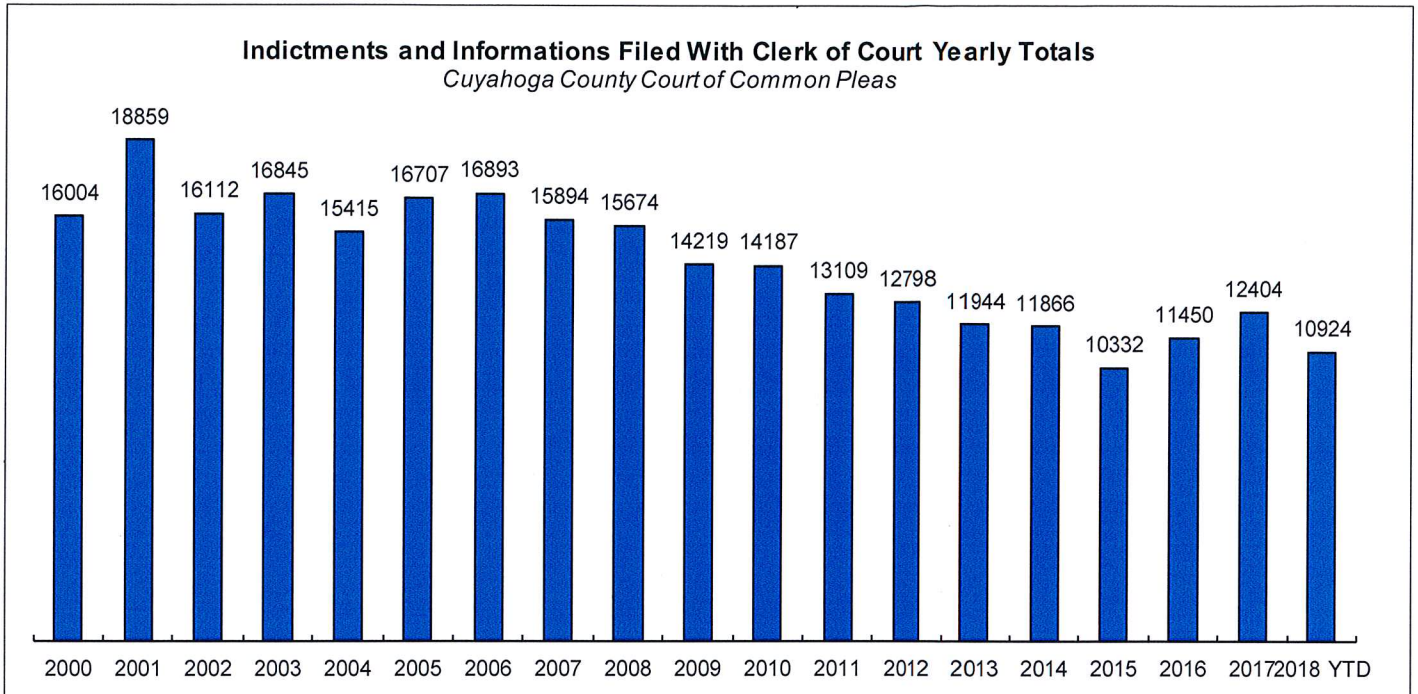
## Yearly Average Arrest to Disposition Timeline



# CUYAHOGA COUNTY COMMON PLEAS COURT

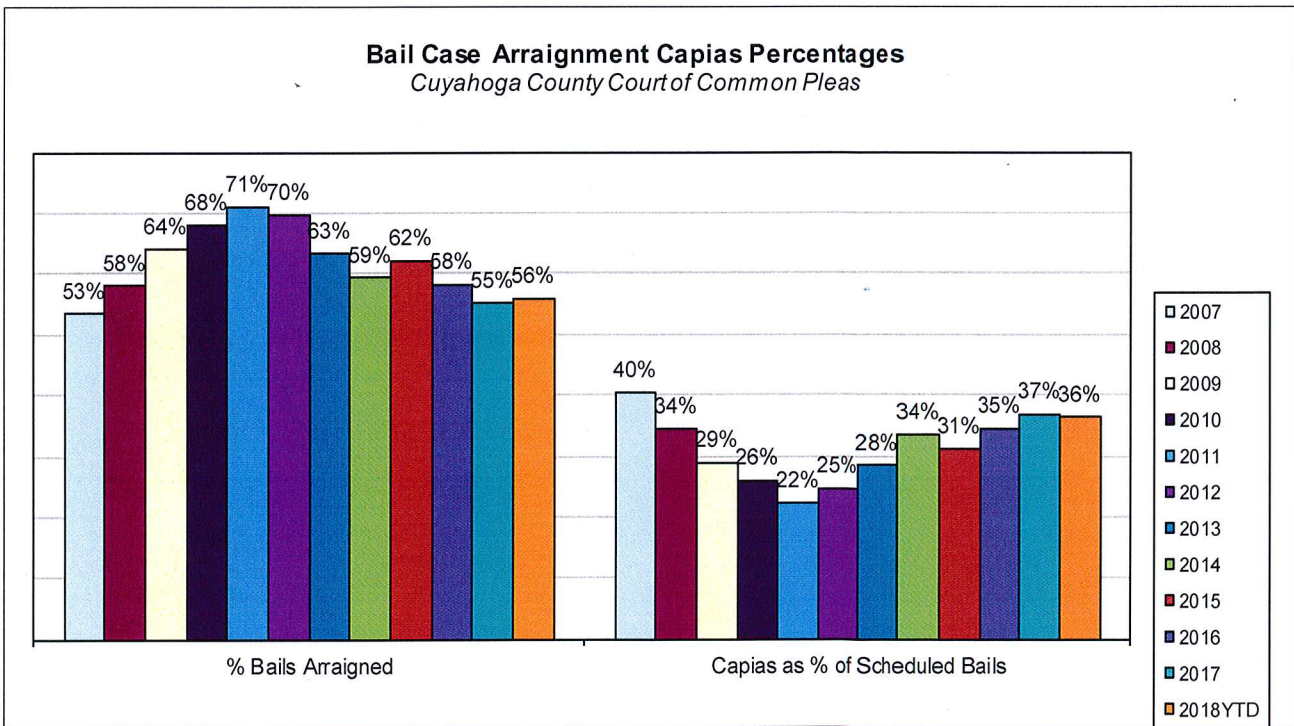
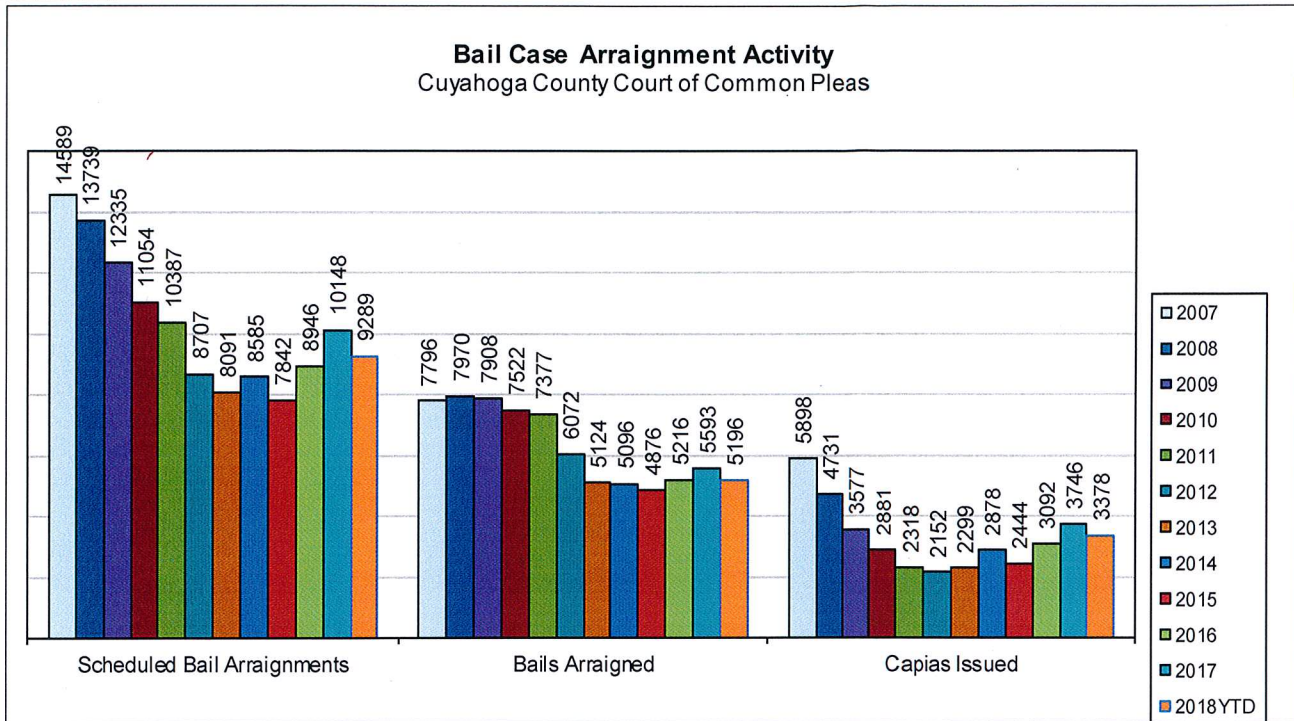
## Indictments and Informations Filed With the Clerk of Courts

The following charts are reflective of Indictments and Informations filed with the Criminal Clerk of Courts from 2000. The source for this information was the Criminal Clerk's Office.



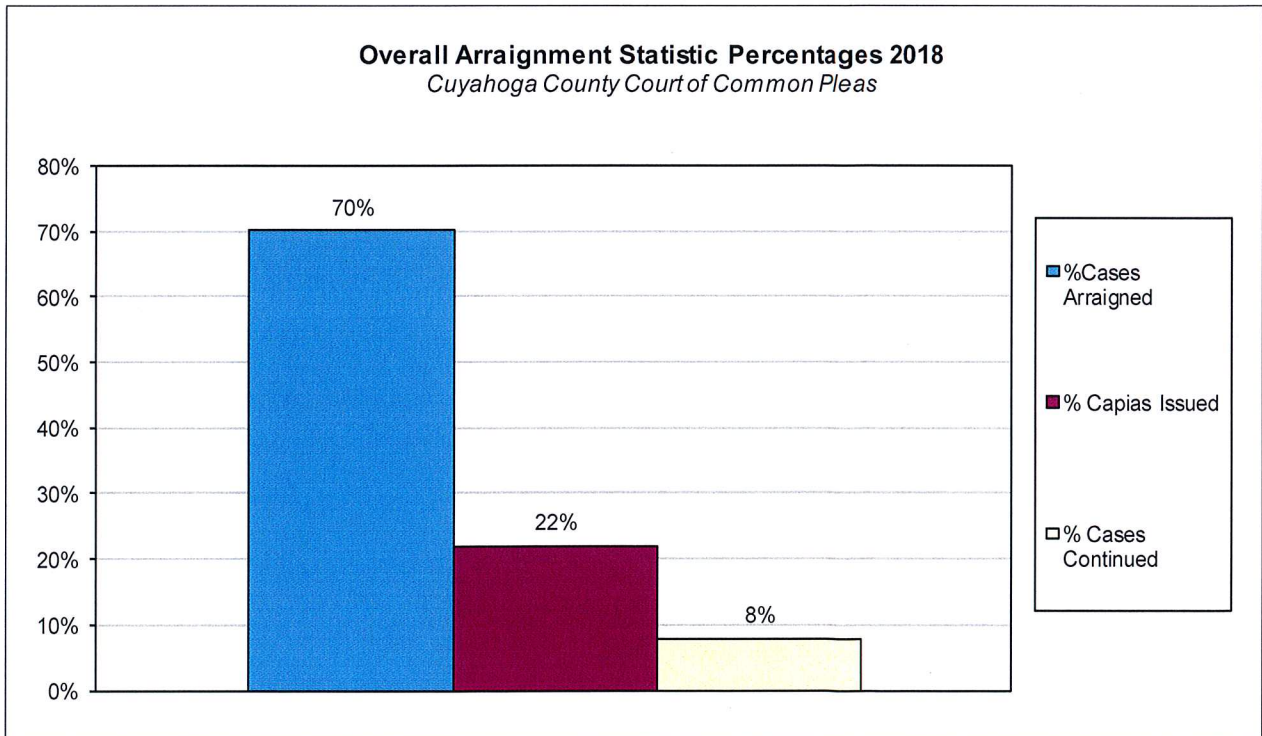
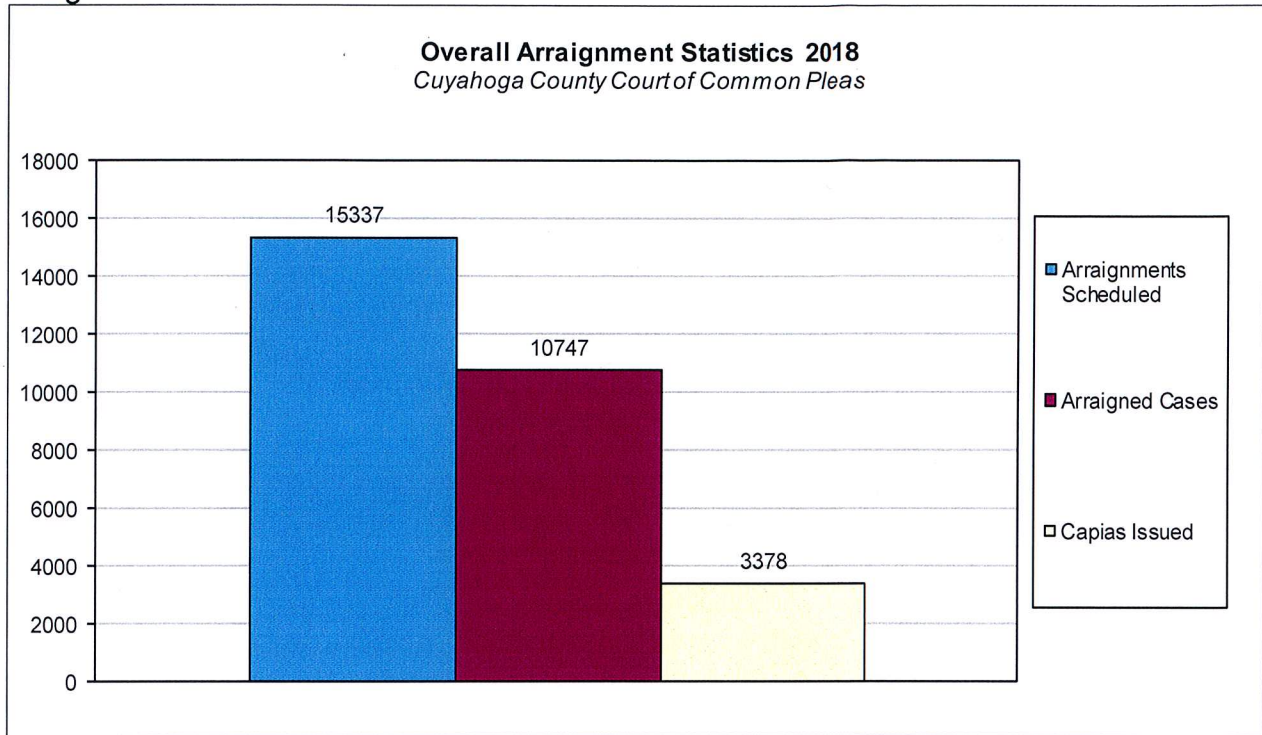
## Bail Case Arraignment Activity

The following charts are reflective of arraignment activity where the defendant was not incarcerated at the time of arraignment. The source for this information was the Criminal Records Department.



## Overall Arraignment Statistics

The arraignment statistics were provided by the Criminal Records Department. They are provided to give a representation of arraignment activity in the Court in 2018. These statistics include jail and non – jail arraignments.



# Judicial Foreclosure Statistics<sup>1</sup>

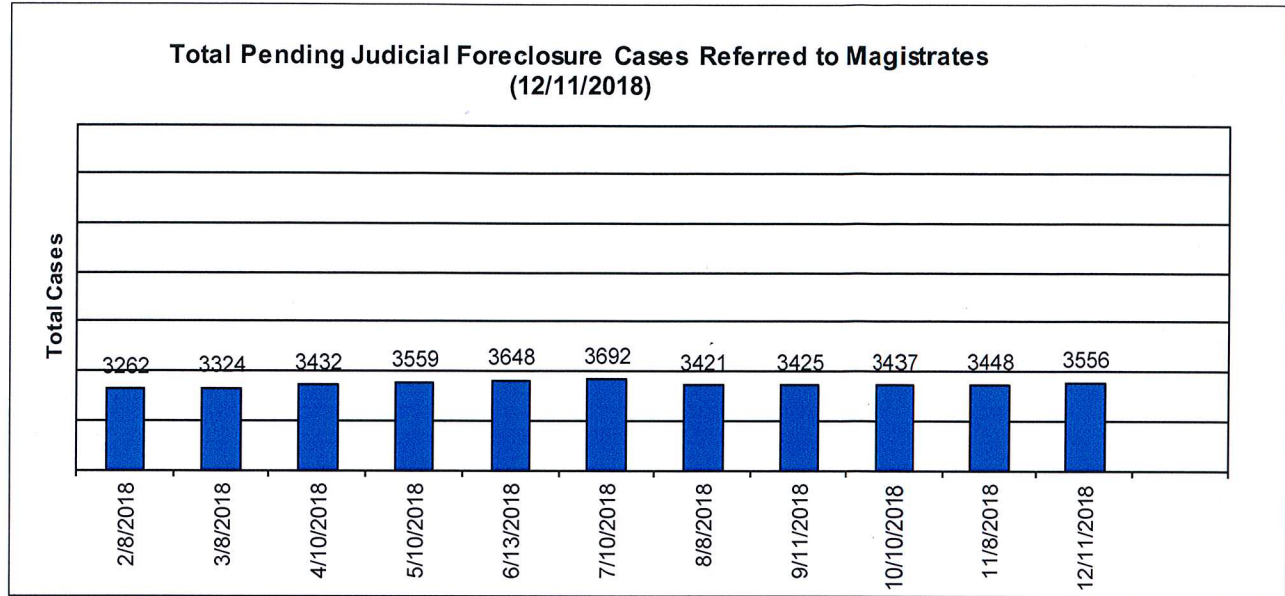
<sup>1</sup> For clarification purposes, Foreclosure cases in this report are identified as Judicial Foreclosure filings (filing codes 1460 (Foreclosure Marsh. Of Lien), 1465(Tax Lien), 1466 (Tax Certificate), 1470 (Quiet Title), and 1480 (Partition)). These cases are different from Board of Revision Foreclosures, which are not reported here.



# CUYAHOGA COUNTY COMMON PLEAS COURT

## **Total Pending Judicial Foreclosure Cases Referred to Magistrates**

The following chart is a display of the total number of pending Judicial Foreclosure cases referred to the Magistrates on specific dates. The table below shows the number of these cases pending from each year since 2000.




	As of:	2/8/2018	3/8/2018	4/10/2018	5/10/2018	6/13/2018	7/10/2018	8/8/2018	9/11/2018	10/10/2018	11/8/2018	12/11/2018
<b>Year</b>												
1992		1	1	1	1	1	1	1	1	1	1	0
2000		0	0	0	0	0	1	1	0	0	0	0
2001		0	0	0	0	0	0	0	0	0	0	0
2002		0	0	0	0	0	0	0	0	0	0	0
2003		0	0	0	0	0	0	0	0	0	0	0
2004		0	0	0	0	0	0	0	0	0	0	0
2005		0	0	0	0	1	1	1	1	1	1	1
2006		1	0	0	0	0	0	0	0	0	0	0
2007		1	1	0	0	0	0	0	0	0	0	0
2008		0	0	0	0	0	0	0	0	0	0	0
2009		1	1	2	2	1	2	2	2	2	2	2
2010		0	1	2	1	1	1	2	1	1	1	1
2011		2	3	3	3	3	2	2	3	3	3	3
2012		5	6	7	6	8	10	8	8	8	5	3
2013		3	5	4	3	4	5	6	6	5	5	4
2014		18	16	15	16	17	18	17	16	15	13	13
2015		62	59	43	37	34	36	31	31	27	27	25
2016		263	204	155	135	119	102	91	81	76	69	65
2017		2498	2149	1703	1390	1092	924	738	580	472	398	311
2018		407	878	1497	1965	2367	2589	2521	2695	2826	2923	3128
<b>Total</b>		<b>3262</b>	<b>3324</b>	<b>3432</b>	<b>3559</b>	<b>3648</b>	<b>3692</b>	<b>3421</b>	<b>3425</b>	<b>3437</b>	<b>3448</b>	<b>3556</b>

# CUYAHOGA COUNTY COMMON PLEAS COURT

## **Total Pending Tax Lien & Certificate Cases Referred to Magistrates**

The following chart is a display of the number of pending tax Judicial Foreclosure cases referred to the Magistrates on specific dates. The table below shows the number of pending tax Judicial Foreclosure cases in each year since 2000.




	As of:	2/8/2018	3/8/2018	4/10/2018	5/10/2018	6/13/2018	7/10/2018	8/8/2018	9/11/2018	10/10/2018	11/8/2018	12/11/2018
Year												
2000		0	0	0	0	0	0	0	0	0	0	0
2001		0	0	0	0	0	0	0	0	0	0	0
2002		0	0	0	0	0	0	0	0	0	0	0
2003		0	0	0	0	0	0	0	0	0	0	0
2004		0	0	0	0	0	0	0	0	0	0	0
2005		0	0	0	0	0	0	0	0	0	0	0
2006		1	0	0	0	0	0	0	0	0	0	0
2007		0	0	0	0	0	0	0	0	0	0	0
2008		0	0	0	0	0	0	0	0	0	0	0
2009		1	1	2	2	1	2	2	2	2	2	2
2010		0	1	1	1	0	0	0	0	0	0	0
2011		1	2	2	3	3	2	1	2	2	2	2
2012		3	4	5	4	5	6	6	6	6	4	3
2013		1	1	1	1	2	2	3	3	3	3	2
2014		5	4	4	5	4	5	5	5	4	4	4
2015		9	9	6	7	3	6	5	7	5	5	4
2016		31	21	14	14	12	11	11	9	9	8	9
2017		675	581	462	387	291	238	180	140	95	79	64
2018		9	232	512	790	1023	1101	1036	1143	1186	1224	1378
<b>Total</b>		<b>736</b>	<b>856</b>	<b>1009</b>	<b>1214</b>	<b>1344</b>	<b>1373</b>	<b>1249</b>	<b>1317</b>	<b>1312</b>	<b>1331</b>	<b>1468</b>

# CUYAHOGA COUNTY COMMON PLEAS COURT

## **Percentage of Pending Judicial Foreclosure Cases By Filing Year**

The following chart is a representation of the total number of pending Judicial Foreclosure cases by filing year expressed as a percentage on a specific date. The table below is the supporting data for this chart.

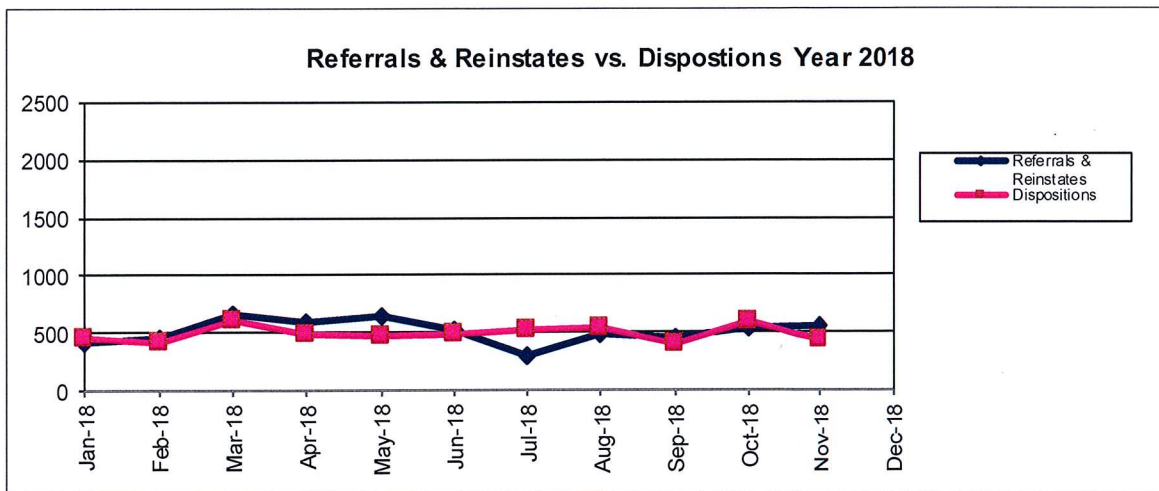
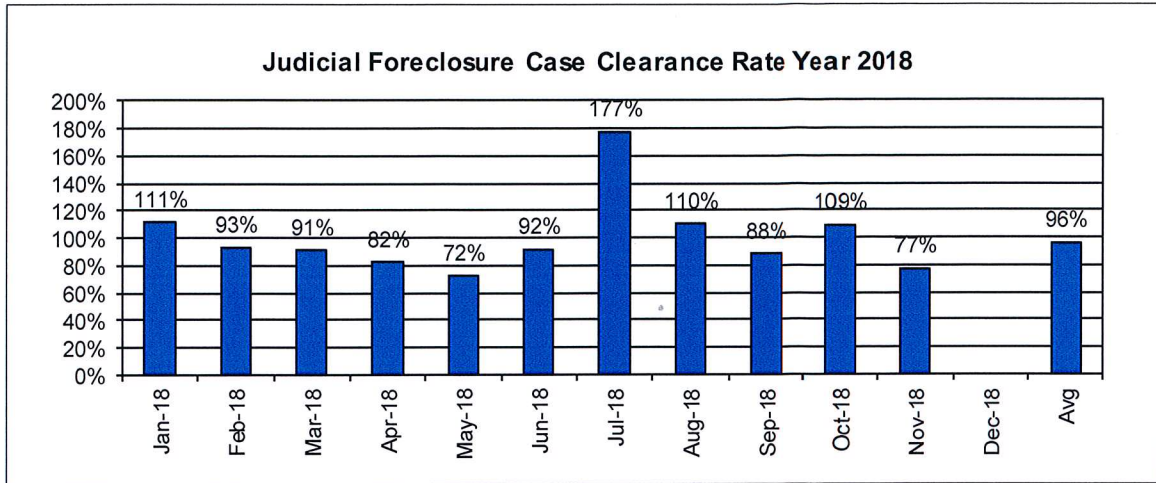


Year	As of:	12/11/2018	% of Total
1992		0	0.00%
2000		0	0.00%
2001		0	0.00%
2002		0	0.00%
2003		0	0.00%
2004		0	0.00%
2005		1	0.03%
2006		0	0.00%
2007		0	0.00%
2008		0	0.00%
2009		2	0.06%
2010		1	0.03%
2011		3	0.08%
2012		3	0.08%
2013		4	0.11%
2014		13	0.37%
2015		25	0.70%
2016		65	1.83%
2017		311	8.75%
2018		3128	87.96%
<b>Total</b>		<b>3556</b>	<b>100.00%</b>

# CUYAHOGA COUNTY COMMON PLEAS COURT

## Judicial Foreclosure Clearance Rate Year 2018

The Clearance Rate is the number of outgoing cases as a percentage of the number of incoming cases. Clearance rate measures whether the court is keeping up with its incoming caseload. If cases are not disposed in a timely manner, a backlog of cases awaiting disposition will grow. A Clearance Rate of 100% indicates that at least as many cases as have been filed, reopened, or reactivated in a period have been disposed.

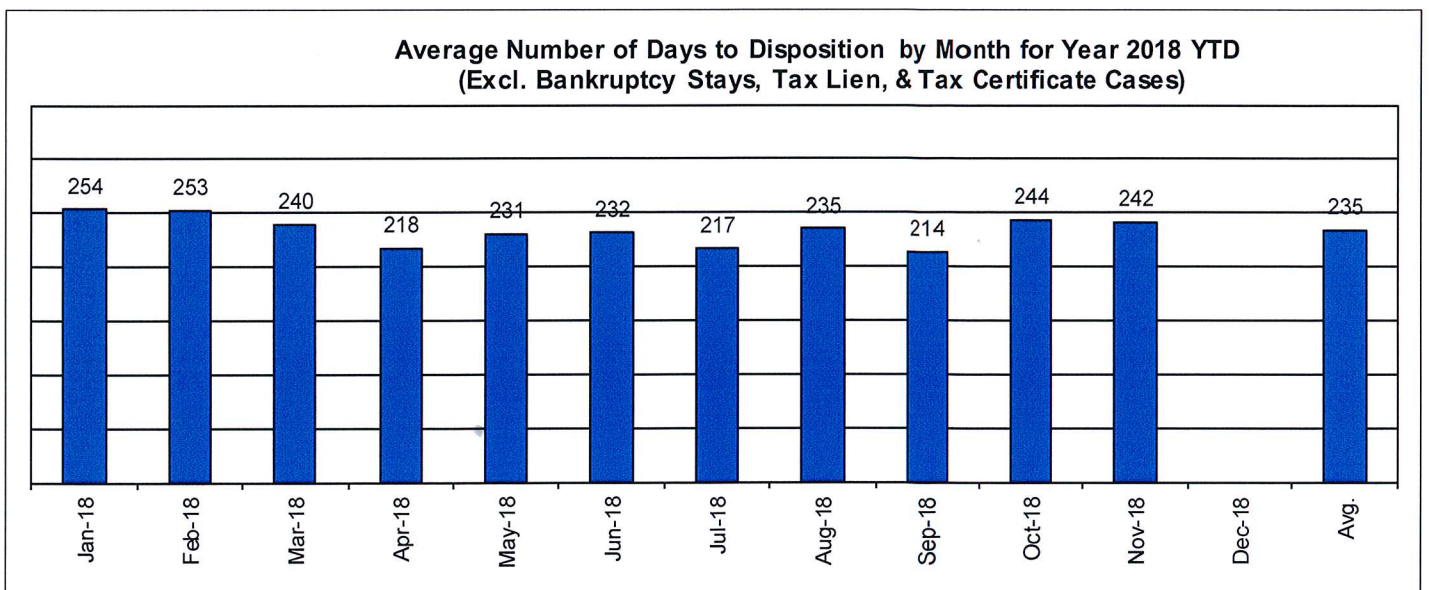
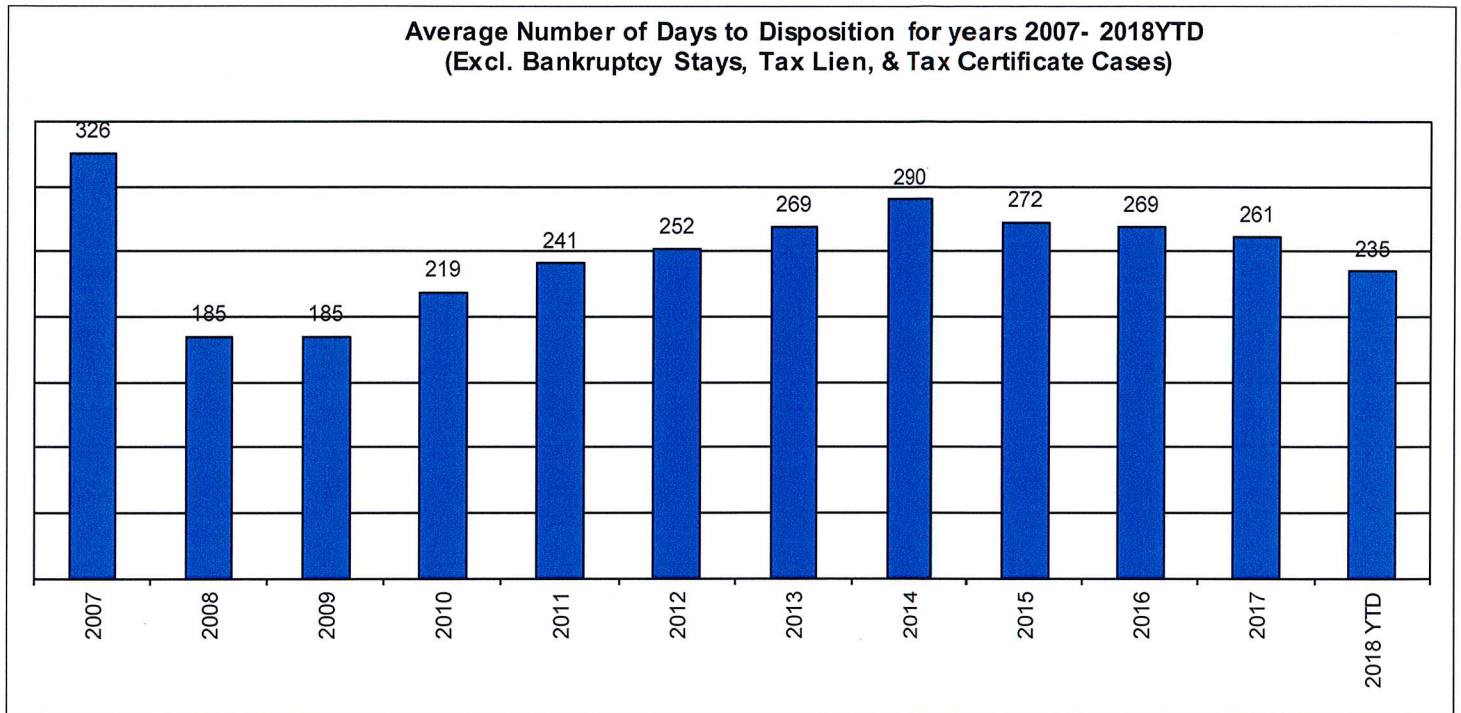


	Referrals & Reinstates	Dispositions	Clearance Rate
Jan-18	412	459	111%
Feb-18	454	422	93%
Mar-18	670	610	91%
Apr-18	588	483	82%
May-18	643	466	72%
Jun-18	527	484	92%
Jul-18	292	518	177%
Aug-18	490	539	110%
Sep-18	457	402	88%
Oct-18	543	594	109%
Nov-18	566	438	77%
Dec-18			
Avg	513	492	96%
Total	5642	5415	

# CUYAHOGA COUNTY COMMON PLEAS COURT

## **Avg. Number of Days to Disp. (Excl. Bank. Stays & Tax Lien & Tax Cert.)**

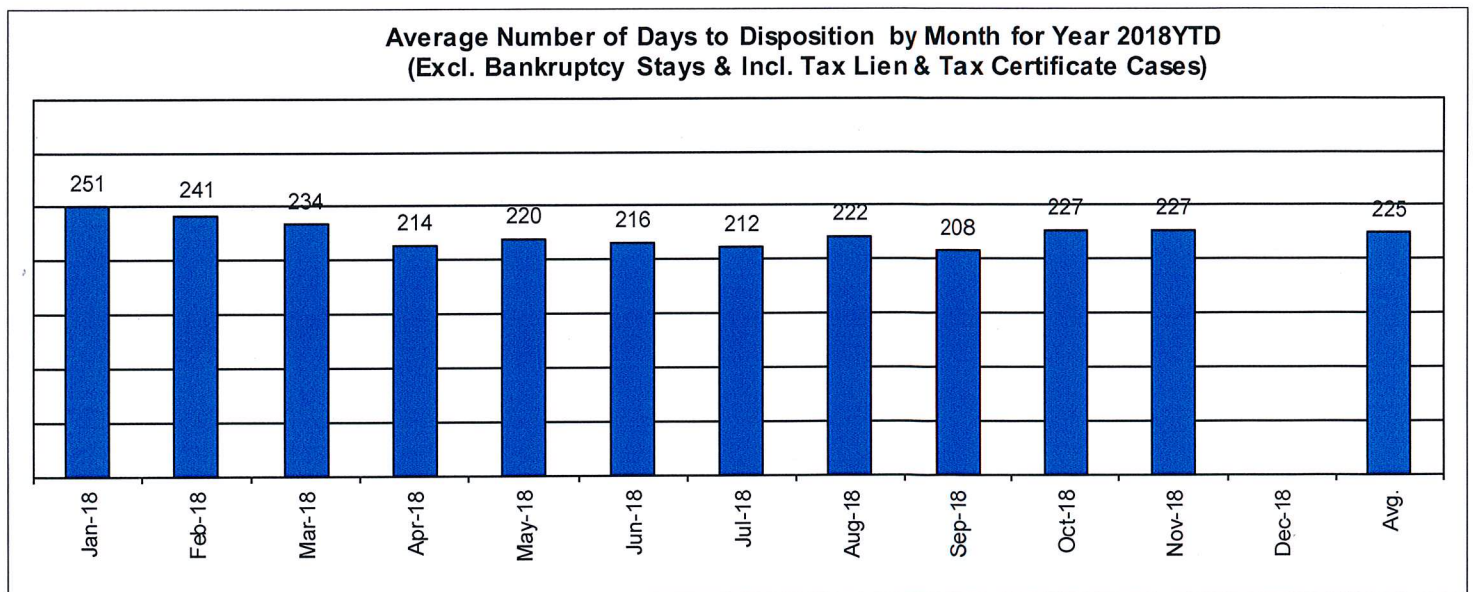
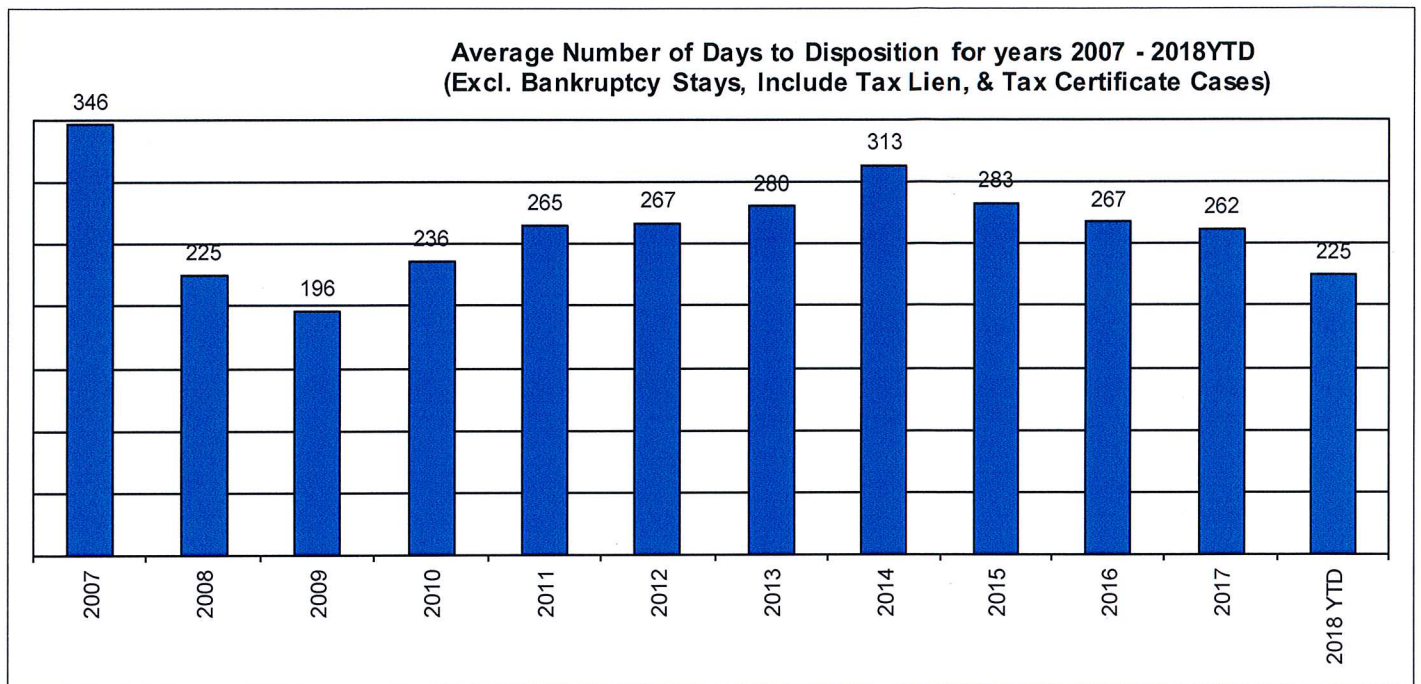
The average number of days to disposition is the number of days from filing to a final disposition entry being filed with the Clerk of Court. The data sample is based on all judicial foreclosure cases terminated by decree or dismissal (cases terminated by bankruptcy are not included) in a month. Each case is examined to determine the number of days between filing and termination with the periods that a case may have been in bankruptcy subtracted. Adding the total days of all of the cases minus bankruptcy periods and dividing by the total number of cases calculates the average. In the following chart, tax judicial foreclosure cases are excluded.



# CUYAHOGA COUNTY COMMON PLEAS COURT

## **Avg. Number of Days to Disp. (Excl. Bank. Stays & Incl. Tax Lien & Tax Cert.)**

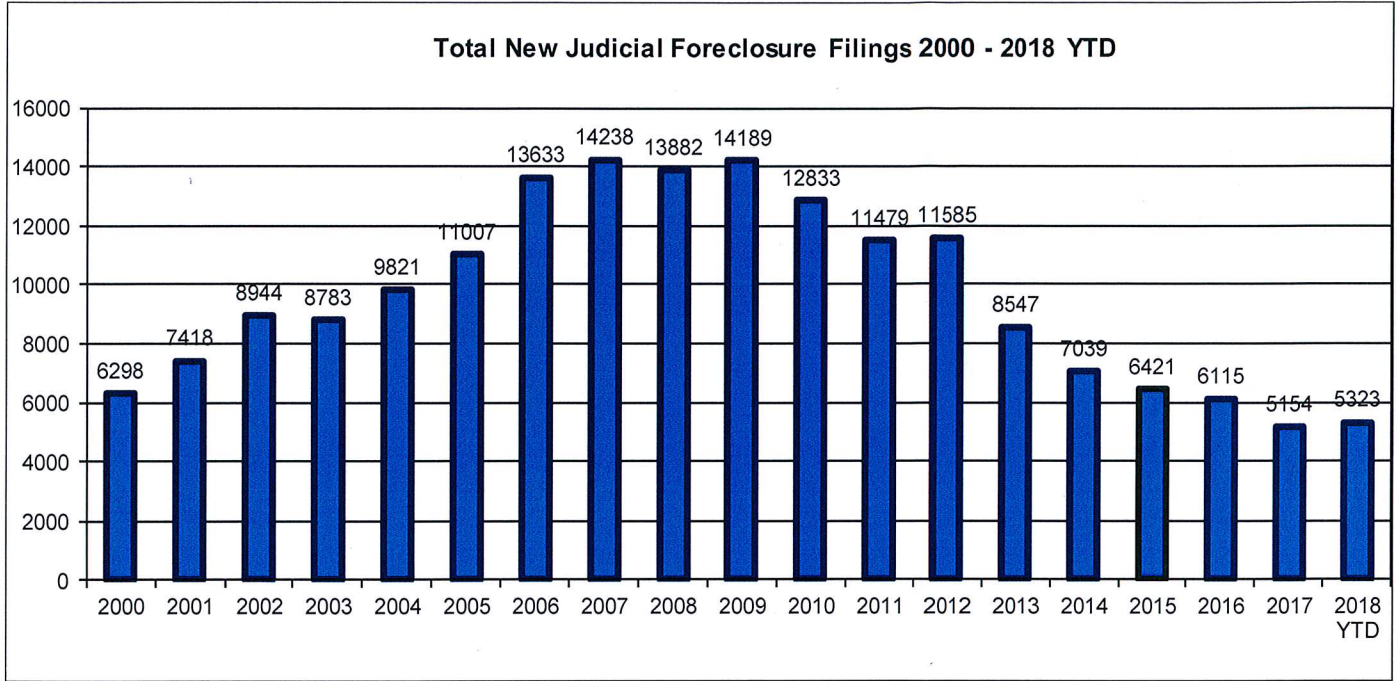
The average number of days to disposition is the number of days from filing to a final disposition entry being filed with the Clerk of Court. The data sample is based on all Judicial Foreclosure cases terminated by decree or dismissal (cases terminated by bankruptcy are not included) in a month. Each case is examined to determine the number of days between filing and termination with the periods that a case may have been in bankruptcy subtracted. Adding the total days of all of the cases minus bankruptcy periods and dividing by the total number of cases calculates the average. In the following chart, all types of Judicial Foreclosure cases are included.



**Total New Judicial Foreclosure Filings**

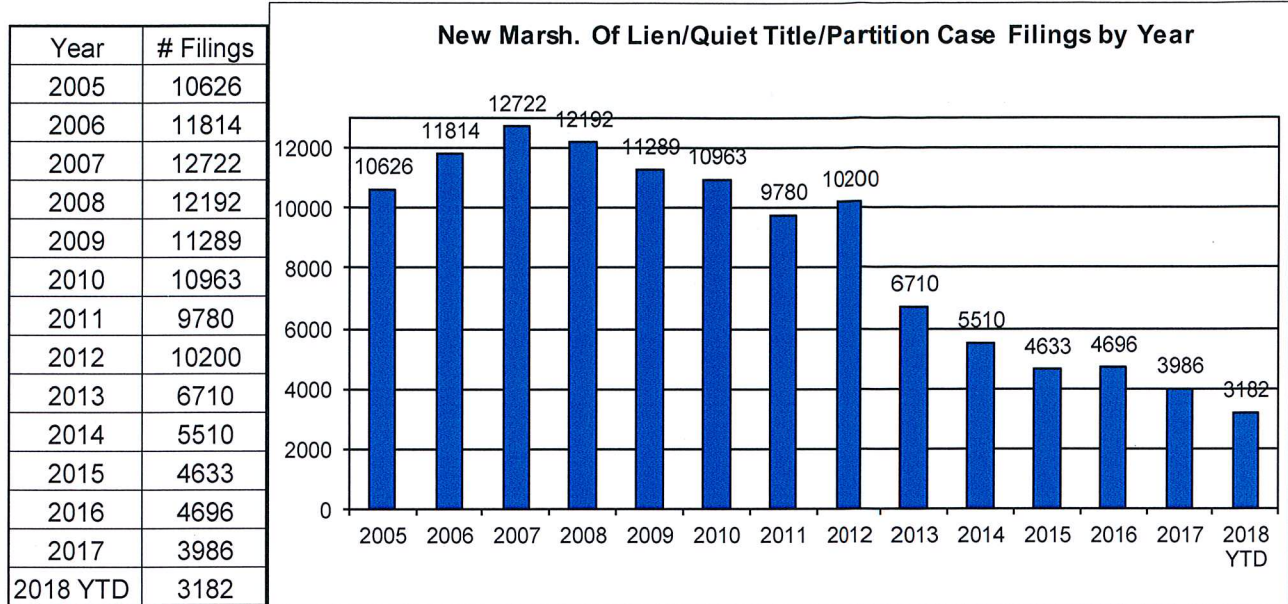
The following charts are provided as a historical view of new judicial foreclosure filings.

1. Total New Judicial Foreclosure Filings from 2000 – 2018 by year
2. Total New Marsh of Lien/Quiet Title/Partition Filings from 2005 – 2018 by month
3. Total New Tax Lien & Tax Certificate Filings for 2005 – 2018 by month
4. Total New Judicial Foreclosure Filings from 2005 – 2018 by month

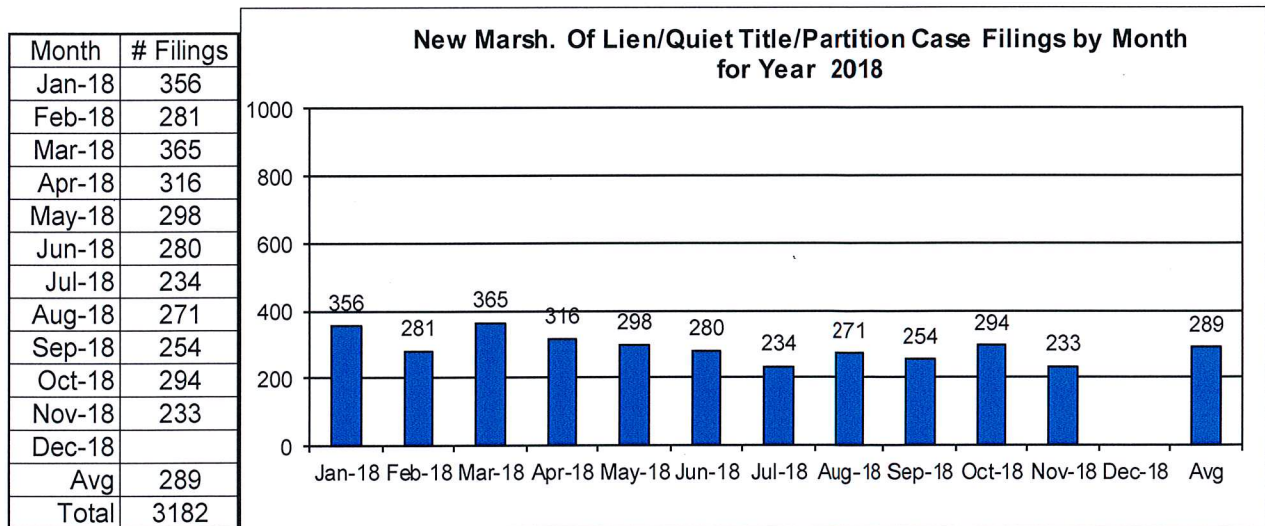


# CUYAHOGA COUNTY COMMON PLEAS COURT

## ***New Marsh of Lien/Quiet Title/Partition Case Filings for Years 2005 – 2018 YTD***



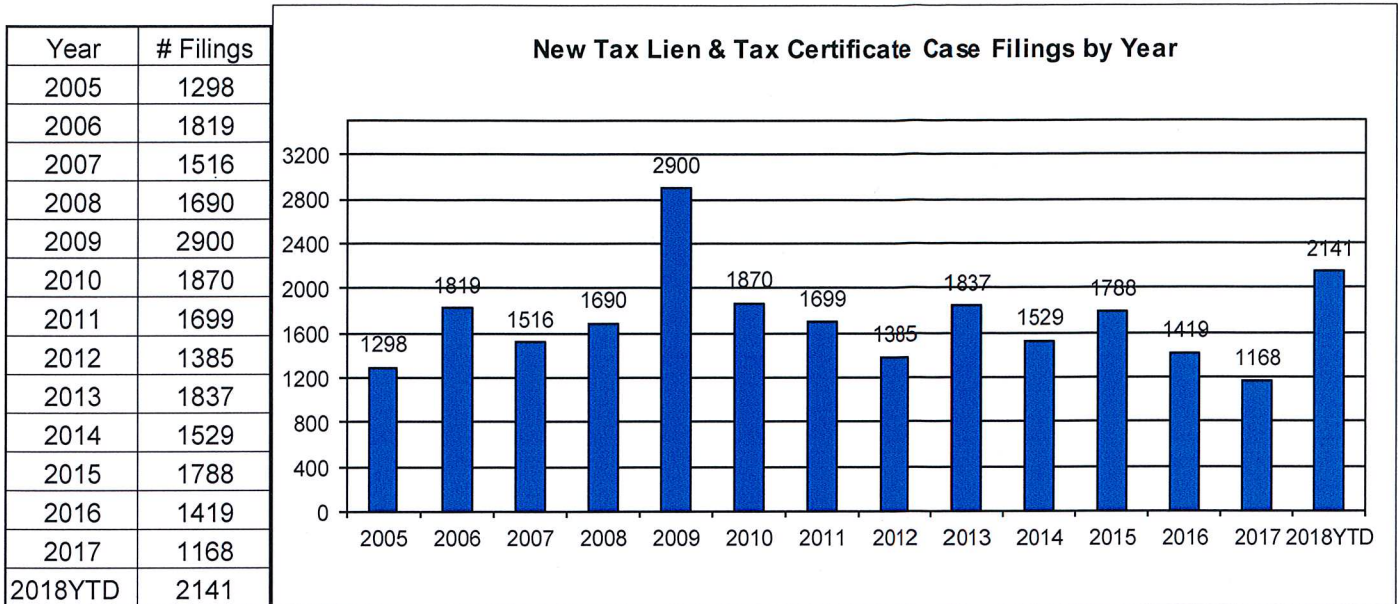
## ***New Marsh of Lien/Quiet Title/Partition Case Filings by month for 2018 YTD***



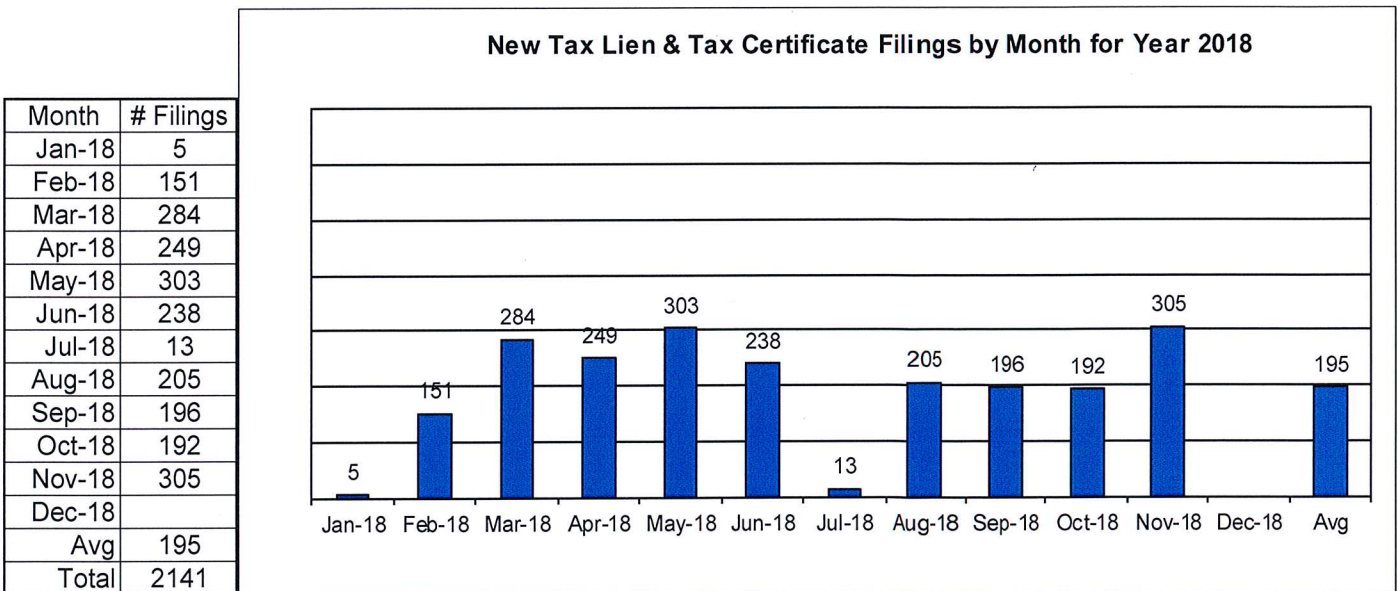


# CUYAHOGA COUNTY COMMON PLEAS COURT

## New Tax Lien & Certificate Filings for Years 2005 – 2018 YTD



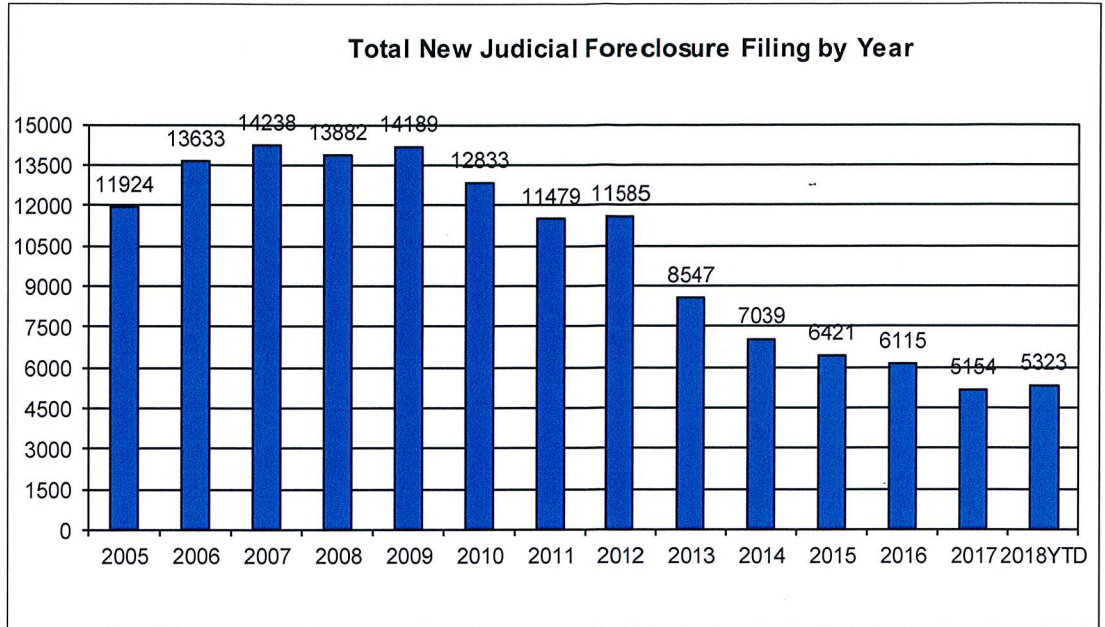
## New Tax Lien & Certificate Filings by Month for Year 2018 YTD



# CUYAHOGA COUNTY COMMON PLEAS COURT

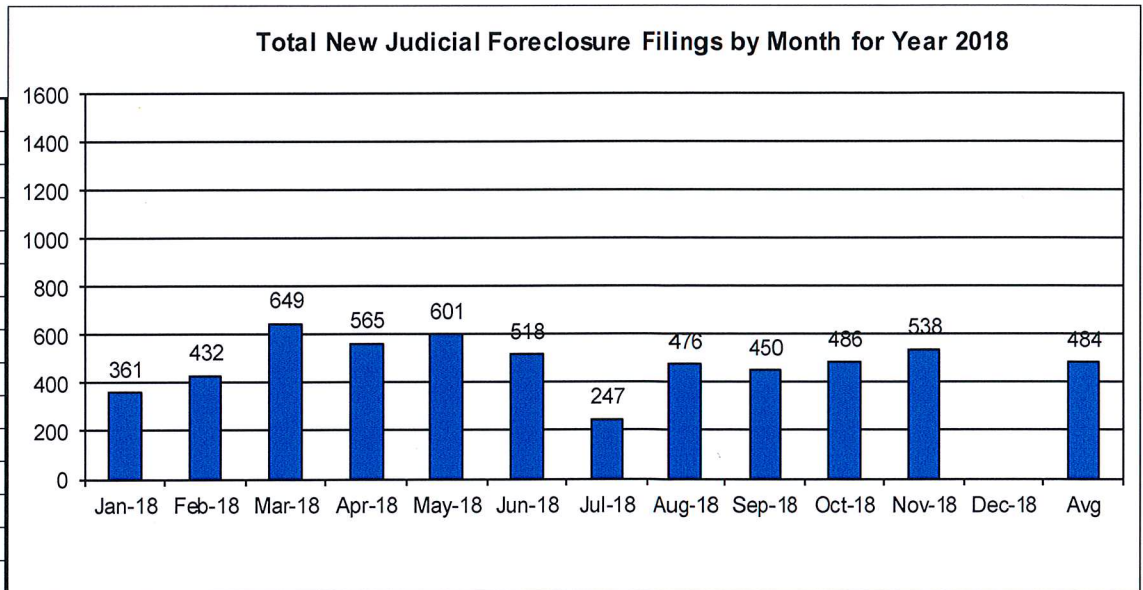
## Total New Judicial Foreclosure Filings Years 2005 – 2018 YTD

Year	# Filings
2005	11924
2006	13633
2007	14238
2008	13882
2009	14189
2010	12833
2011	11479
2012	11585
2013	8547
2014	7039
2015	6421
2016	6115
2017	5154
2018 YTD	5323



## Total New Judicial Foreclosure Filings by Month for Year 2018 YTD

Month	# Filings
Jan-18	361
Feb-18	432
Mar-18	649
Apr-18	565
May-18	601
Jun-18	518
Jul-18	247
Aug-18	476
Sep-18	450
Oct-18	486
Nov-18	538
Dec-18	
Avg	484
Total	5323



***Magistrate's Monthly Reports***

The Magistrates' Monthly Report consists of 5 reports. Below is a description of each.

**Magistrate's Monthly Supplemental Journal Entry Report (R415)**

Retrieves total number of supplemental entries and Decrees of Confirmation of Sheriff's sale created during a specific period. A supplemental entry is any journal created by a magistrate, which does not close out a case. For example, any magistrate's order (MG) setting a hearing, any journal entry (JE) ruling on a motion, journals confirming Sheriff's sales, etc.).

**Magistrate's Full Disposition Count by Magistrate Report (R413)**

Retrieves total number of cases disposed of during a specific period. The dispositions are grouped by Magistrate and then broken down by the type of disposition (i. e. Default, Dismissed with Prejudice, Dismissed without Prejudice, etc.) This report can be printed three different ways. Including tax cases (Full Dispositions), excluding tax cases (Non-Tax Dispositions), and Tax cases only (Tax Dispositions).

**Magistrate's Monthly Cases Referred/Reinstated Report (R418)**

Retrieves newly filed cases referred to the Magistrates Dept. and cases previously disposed by the Magistrates Dept. that are reinstated and re-referred to the magistrates. The cases are separated by Tax (filing code 1465; Tax Judicial Foreclosure & 1466; Tax Certificate Judicial Foreclosure) and Non-Tax (1460; Judicial Foreclosure Marsh. Of Lien, 1480; Partition, 1470; Quiet Title, misc. (i. e. 1391; Contract Other, etc.).

**Magistrate's Monthly Hearing Totals Report (R3146)**

Retrieves total number of hearings held during one month. The hearings are grouped by Magistrate and then broken down by what type hearing was held (i. e. Default, Pretrial, etc.).

**Magistrate's Monthly Case Load Report (R3147)**

Retrieves individual caseload totals for individual magistrates during a specific period. The cases are grouped by magistrate and then broken down by case type (i. e. tax judicial foreclosure, tax certificate judicial foreclosure and non-tax judicial foreclosure).

CUYAHOGA COUNTY COURT OF COMMON PLEAS

DATE: 12/11/2018  
TIME: 8:43 AM

OFFICE OF THE MAGISTRATES  
MAGISTRATE'S MONTHLY SUPPLEMENTALS BY CASE  
REPORTING PERIOD: NOVEMBER 2018

PAGE: 1  
CMSR415D

---

**SUPPLEMENTALS**

AUGUSTYN	171
BAKER	262
BUCHA	220
DAY	285
DYKE	205
GONZALEZ	207
HIPPLEY	62
JACKSON	211
KLEIN	193
LUCAS	204
VOZAR	0
WEISS	249
UNACCOUNTED FOR	0
<b>TOTAL</b>	<b>2269</b>

**CONFIRMATIONS**

<b>TOTAL</b>	<b>1</b>
--------------	----------

**CUYAHOGA COUNTY COURT OF COMMON PLEAS**  
 OFFICE OF THE MAGISTRATES  
**Full Disposition Count by Magistrate**  
 REPORTING PERIOD: FROM 11/01/2018 TO 11/30/2018

MagID	Dispose Type	Tax Cert.	Tax Treas.	Total
<b>KCA</b>				
	Bank	0	0	1
	Def	0	0	3
	Dism	0	0	10
	Ref. Vacate	0	0	0
	Court Trial	0	0	0
	Other	0	10	12
	<b><u>MAG'S TOTAL</u></b>	<b>0</b>	<b>10</b>	<b><u>26</u></b>
<b>GDB</b>				
	Bank	0	1	2
	Def	0	0	11
	Dism	0	1	9
	Ref. Vacate	0	0	0
	Court Trial	0	0	0
	Other	0	10	13
	<b><u>MAG'S TOTAL</u></b>	<b>0</b>	<b>12</b>	<b><u>35</u></b>
<b>SMB</b>				
	Bank	0	0	1
	Def	0	0	7
	Dism	0	1	8
	Ref. Vacate	0	0	0
	Court Trial	0	0	0
	Other	0	7	7
	<b><u>MAG'S TOTAL</u></b>	<b>0</b>	<b>8</b>	<b><u>23</u></b>
<b>CED</b>				
	Bank	0	0	3
	Def	1	0	13
	Dism	2	6	20
	Ref. Vacate	0	0	0
	Court Trial	0	0	0
	Other	0	22	26
	<b><u>MAG'S TOTAL</u></b>	<b>3</b>	<b>28</b>	<b><u>62</u></b>
<b>JTD</b>				
	Bank	0	0	3
	Def	1	0	9
	Dism	0	4	14
	Ref. Vacate	0	0	0
	Court Trial	0	0	0
	Other	0	12	15
	<b><u>MAG'S TOTAL</u></b>	<b>1</b>	<b>16</b>	<b><u>41</u></b>
<b>TG</b>				
	Bank	0	0	1
	Def	1	0	24
	Dism	2	1	15
	Ref. Vacate	0	0	0
	Court Trial	0	0	0
	Other	0	13	16
	<b><u>MAG'S TOTAL</u></b>	<b>3</b>	<b>14</b>	<b><u>56</u></b>
<b>KH</b>				
	Bank	0	0	1
	Def	0	0	9
	Dism	0	1	3
	Ref. Vacate	0	0	0
	Court Trial	0	0	0
	Other	0	2	6
	<b><u>MAG'S TOTAL</u></b>	<b>0</b>	<b>3</b>	<b><u>19</u></b>
<b>ARJ</b>				
	Bank	0	0	2
	Def	0	0	12
	Dism	0	2	13

Decrees	272
Defaults	112
Other	160
Court Trial	0
Dismissals	142
Bankruptcy	24
Ref. Vacated	0
<b>Grand Total</b>	<b>438</b>

DATE: 12/11/2018  
TIME: 8:44 AM

CUYAHOGA COUNTY COURT OF COMMON PLEAS  
OFFICE OF THE MAGISTRATES  
**Full Disposition Count by Magistrate**  
REPORTING PERIOD: FROM 11/01/2018 TO 11/30/2018

PAGE: 2  
CMSR413

---

MagID	Dispose Type	Tax Cert.	Tax Treas.	Total
	Ref. Vacate	0	0	0
	Court Trial	0	0	0
	Other	0	12	15
	<b><u>MAG'S TOTAL</u></b>	<b>0</b>	<b>14</b>	<b><u>42</u></b>
<hr/>				
MK	Bank	0	0	1
	Def	0	0	13
	Dism	0	1	6
	Ref. Vacate	0	0	0
	Court Trial	0	0	0
	Other	0	24	28
	<b><u>MAG'S TOTAL</u></b>	<b>0</b>	<b>25</b>	<b><u>48</u></b>
<hr/>				
PL	Bank	0	2	5
	Def	0	0	0
	Dism	0	2	19
	Ref. Vacate	0	0	0
	Court Trial	0	0	0
	Other	0	6	10
	<b><u>MAG'S TOTAL</u></b>	<b>0</b>	<b>10</b>	<b><u>34</u></b>
<hr/>				
TJV	Bank	0	0	0
	Def	0	0	0
	Dism	0	1	4
	Ref. Vacate	0	0	0
	Court Trial	0	0	0
	Other	0	0	0
	<b><u>MAG'S TOTAL</u></b>	<b>0</b>	<b>1</b>	<b><u>4</u></b>
<hr/>				
CW	Bank	0	1	4
	Def	0	0	11
	Dism	0	3	21
	Ref. Vacate	0	0	0
	Court Trial	0	0	0
	Other	0	11	12
	<b><u>MAG'S TOTAL</u></b>	<b>0</b>	<b>15</b>	<b><u>48</u></b>

---

**CUYAHOGA COUNTY COURT OF COMMON PLEAS**

DATE: 12/11/2018  
 TIME: 08:44 AM

OFFICE OF THE MAGISTRATES  
 MAGISTRATE'S MONTHLY REF/REIN CASES  
 FROM 11/01/2018 TO 11/30/2018

CMSR418

MAGISTRATE	NEW REFERRALS				REINSTATED			
	Tax Treas.	Tax Cert.	Non-Tax	Total	Tax Treas.	Tax Cert.	Non-Tax	Total
<u>AUGUSTYN/KEVIN/C</u>	22	1	12	35	1	0	4	5
<u>BAKER/GAIL/D</u>	28	2	25	55	0	1	1	2
<u>BUCHA/STEPHEN/M</u>	13	1	8	22	0	0	2	2
<u>DAY/CHRISTOPHERE</u>	25	3	16	44	0	0	3	3
<u>DYKE/JOHN/T</u>	21	2	26	49	0	0	2	2
<u>GONZALEZ/TRACEY/</u>	24	1	15	40	0	0	6	6
<u>HIPPLEY/KEVIN/</u>	21	1	18	40	0	0	2	2
<u>JACKSON/AMY/R</u>	32	3	24	59	0	0	2	2
<u>KLEIN/MONICA/</u>	22	3	22	47	0	0	1	1
<u>LUCAS/PAUL/</u>	27	1	33	61	2	0	1	3
<u>VOZAR/THOMAS/J</u>	21	2	19	42	0	0	0	0
<u>WEISS/CAROL/</u>	21	4	19	44	0	0	0	0
<b><u>TOTAL</u></b>	277	24	237	538	3	1	24	28
<b><u>COMBINED TOTAL</u></b>	566							

**CUYAHOGA COUNTY COURT OF COMMON PLEAS**

**OFFICE OF THE MAGISTRATES**

**MAG MONTHLY HEARING TOTALS**

Reporting Period: November 2018

DATE: 12/11/2018  
TIME: 08:44 AM

PAGE: 1  
CMSR3146

Monthly Hearing Total      398

AUGUSTYN  
 Default Hearings            9  
 Tax Hearings                9  
 Pretrials                      3  


---

 TOTAL:                        21

BAKER  
 Default Hearings            16  
 Tax Hearings                14  
 Pretrials                      3  


---

 TOTAL:                        33

BUCHA  
 Default Hearings            2  
 Tax Hearings                9  
 Pretrials                      18  


---

 TOTAL:                        29

DAY  
 Default Hearings            13  
 Tax Hearings                18  
 Pretrials                      2  


---

 TOTAL:                        33

DYKE  
 Default Hearings            3  
 Tax Hearings                16  
 Pretrials                      7  


---

 TOTAL:                        26

GONZALEZ  
 Default Hearings            20  
 Tax Hearings                9  
 Pretrials                      5  


---

 TOTAL:                        34

HIPPLEY  
 Default Hearings            6  
 Tax Hearings                18  
 Pretrials                      5  


---

 TOTAL:                        29

JACKSON  
 Default Hearings            10  
 Tax Hearings                4  
 Pretrials                      25  


---

 TOTAL:                        39

KLEIN  
 Default Hearings            17  
 Tax Hearings                23  
 Pretrials                      9  


---

 TOTAL:                        49

LUCAS  
 Default Hearings            24  
 Tax Hearings                24  
 Pretrials                      3  


---

 TOTAL:                        51



**CUYAHOGA COUNTY COURT OF COMMON PLEAS**

**OFFICE OF THE MAGISTRATES**

**MAG MONTHLY HEARING TOTALS**

Reporting Period: November 2018

DATE: 12/11/2018  
TIME: 08:44 AM

PAGE: 2  
CMSR3146

---

TOTAL:	51
WEISS	
Default Hearings	25
Tax Hearings	24
Pretrials	5
<hr/>	
TOTAL:	54

**CUYAHOGA COUNTY COURT OF COMMON PLEAS**

DATE: 12/11/2018  
 TIME: 8:45 AM

Office of the Magistrates  
 Magistrate's Monthly Case Load  
 MONTH: NOVEMBER 2018

PAGE: 1  
 CMSR3147

Magistrate Name	Non Tax Total	Tax Cert.	Tax Treas.	Total Tax	Total Cases
AUGUSTYN	95	9	73	82	177
BAKER	174	17	111	128	302
BUCHA	81	7	62	69	150
DAY	118	17	79	96	214
DYKE	131	9	84	93	224
GONZALEZ	165	15	117	132	297
HIPPLEY	185	20	133	153	338
JACKSON	180	15	122	137	317
KLEIN	149	15	117	132	281
LUCAS	220	15	165	180	400
VOZAR	63	11	52	63	126
WEISS	201	15	143	158	359
	<b>Non Tax Total:</b> 1762	<b>Cert.Tax Total:</b> 165	<b>Tax Treas. Total:</b> 1258	<b>Total Tax:</b> 1423	<b>Total Cases:</b> 3185

***Report CMSR1062 - Judicial Foreclosure Statistics by Judge***

Report CMSR1062 provides a list of judicial foreclosure case activity for each Judge. The report identifies how many cases were pending at the beginning of the period. The new cases filed and cases that were transferred in or reactivated are added to the number pending at the beginning of the period. It then shows the type and number of terminations for the period. The total terminations are subtracted from the total pending which provides the pending at the end of the period.

**CUYAHOGA COUNTY COURT OF COMMON PLEAS**

DATE: 12/11/2018  
TIME: 08:35 AM

**Foreclosure Statistics by Judge**  
Reporting Period: November 2018

PAGE: 1  
CMSR1062

<b>Judge</b>							
<b>AMBROSE, DICK</b>							
	Pending at Beg of Period		New Cases Filed		Cases Transferred In / Reactivated		Total
	81		17		4		102
Terminations							
	Bankruptcy	Default	RefVacated	Court Trial	Dismiss	Other	Total
	1	6	0	0	9	7	23
	Total Pending at End of Period						79
<b>BARKER, PAMELA A</b>							
	Pending at Beg of Period		New Cases Filed		Cases Transferred In / Reactivated		Total
	115		20		3		138
Terminations							
	Bankruptcy	Default	RefVacated	Court Trial	Dismiss	Other	Total
	1	0	0	0	4	8	13
	Total Pending at End of Period						125
<b>BURNSIDE, JANET R</b>							
	Pending at Beg of Period		New Cases Filed		Cases Transferred In / Reactivated		Total
	97		16		4		117
Terminations							
	Bankruptcy	Default	RefVacated	Court Trial	Dismiss	Other	Total
	0	6	0	0	4	11	21
	Total Pending at End of Period						96
<b>CALABRESE, DEENA R</b>							
	Pending at Beg of Period		New Cases Filed		Cases Transferred In / Reactivated		Total
	102		20		4		126
Terminations							
	Bankruptcy	Default	RefVacated	Court Trial	Dismiss	Other	Total
	1	2	0	0	1	14	18
	Total Pending at End of Period						108
<b>CLANCY, MAUREEN</b>							
	Pending at Beg of Period		New Cases Filed		Cases Transferred In / Reactivated		Total
	84		13		5		102
Terminations							
	Bankruptcy	Default	RefVacated	Court Trial	Dismiss	Other	Total
	0	5	0	0	4	6	15
	Total Pending at End of Period						87
<b>COLLIER-WILLIAMS, CASSANDRA</b>							
	Pending at Beg of Period		New Cases Filed		Cases Transferred In / Reactivated		Total
	104		13		2		119
Terminations							
	Bankruptcy	Default	RefVacated	Court Trial	Dismiss	Other	Total
	0	4	0	0	6	8	18
	Total Pending at End of Period						101
<b>CORRIGAN, BRIAN J</b>							
	Pending at Beg of Period		New Cases Filed		Cases Transferred In / Reactivated		Total
	94		16		3		113
Terminations							
	Bankruptcy	Default	RefVacated	Court Trial	Dismiss	Other	Total
	0	1	0	0	3	6	10
	Total Pending at End of Period						103
<b>CORRIGAN, PETER J</b>							

**CUYAHOGA COUNTY COURT OF COMMON PLEAS**

DATE: 12/11/2018  
TIME: 08:35 AM

**Foreclosure Statistics by Judge**  
Reporting Period: November 2018

PAGE: 2  
CMSR1062

**Judge**

Pending at Beg of Period		New Cases Filed		Cases Transferred In / Reactivated			Total
67		14		5			86
Terminations							
Bankruptcy	0	Default	4	RefVacated	0	Court Trial	0
				Dismiss	5	Other	10
							Total
							19
							Total Pending at End of Period
							67

**DONNELLY, MICHAEL P**

Pending at Beg of Period		New Cases Filed		Cases Transferred In / Reactivated			Total
101		15		2			118
Terminations							
Bankruptcy	0	Default	2	RefVacated	0	Court Trial	0
				Dismiss	3	Other	5
							Total
							10
							Total Pending at End of Period
							108

**FRIEDLAND, CAROLYN B**

Pending at Beg of Period		New Cases Filed		Cases Transferred In / Reactivated			Total
90		10		4			104
Terminations							
Bankruptcy	0	Default	5	RefVacated	0	Court Trial	0
				Dismiss	1	Other	10
							Total
							16
							Total Pending at End of Period
							88

**FRIEDMAN, STUART A**

Pending at Beg of Period		New Cases Filed		Cases Transferred In / Reactivated			Total
109		15		4			128
Terminations							
Bankruptcy	1	Default	2	RefVacated	0	Court Trial	0
				Dismiss	1	Other	5
							Total
							9
							Total Pending at End of Period
							119

**FUERST, NANCY A**

Pending at Beg of Period		New Cases Filed		Cases Transferred In / Reactivated			Total
98		11		4			113
Terminations							
Bankruptcy	1	Default	6	RefVacated	0	Court Trial	0
				Dismiss	4	Other	8
							Total
							19
							Total Pending at End of Period
							94

**GALL, STEVEN E**

Pending at Beg of Period		New Cases Filed		Cases Transferred In / Reactivated			Total
124		17		1			142
Terminations							
Bankruptcy	1	Default	3	RefVacated	0	Court Trial	0
				Dismiss	6	Other	2
							Total
							12
							Total Pending at End of Period
							130

**GALLAGHER, HOLLIE L**

Pending at Beg of Period		New Cases Filed		Cases Transferred In / Reactivated			Total
75		17		2			94
Terminations							
Bankruptcy	0	Default	1	RefVacated	0	Court Trial	0
				Dismiss	4	Other	14
							Total
							19
							Total Pending at End of Period
							75

**GALLAGHER, KELLY ANN**

**CUYAHOGA COUNTY COURT OF COMMON PLEAS**

DATE: 12/11/2018  
TIME: 08:35 AM

**Foreclosure Statistics by Judge**  
Reporting Period: November 2018

PAGE: 3  
CMSR1062

**Judge**

Pending at Beg of Period		New Cases Filed			Cases Transferred In / Reactivated			Total
	97				1		117	
Terminations								
	Bankruptcy 0	Default 0	RefVacated 0	Court Trial 0	Dismiss 2	Other 1	Total 3	
Total Pending at End of Period							114	
<b>GALLAGHER, SHANNON M</b>								
Pending at Beg of Period		New Cases Filed			Cases Transferred In / Reactivated			Total
	123				1		145	
Terminations								
	Bankruptcy 1	Default 0	RefVacated 0	Court Trial 0	Dismiss 3	Other 4	Total 8	
Total Pending at End of Period							137	
<b>GAUL, DANIEL</b>								
Pending at Beg of Period		New Cases Filed			Cases Transferred In / Reactivated			Total
	110				4		128	
Terminations								
	Bankruptcy 1	Default 3	RefVacated 0	Court Trial 0	Dismiss 4	Other 4	Total 12	
Total Pending at End of Period							116	
<b>JACKSON, MICHAEL E</b>								
Pending at Beg of Period		New Cases Filed			Cases Transferred In / Reactivated			Total
	109				3		125	
Terminations								
	Bankruptcy 1	Default 9	RefVacated 0	Court Trial 0	Dismiss 4	Other 11	Total 25	
Total Pending at End of Period							100	
<b>MATIA, DAVID T</b>								
Pending at Beg of Period		New Cases Filed			Cases Transferred In / Reactivated			Total
	89				2		111	
Terminations								
	Bankruptcy 1	Default 8	RefVacated 0	Court Trial 0	Dismiss 3	Other 10	Total 22	
Total Pending at End of Period							89	
<b>MCCLELLAND, ROBERT C</b>								
Pending at Beg of Period		New Cases Filed			Cases Transferred In / Reactivated			Total
	74				4		93	
Terminations								
	Bankruptcy 0	Default 0	RefVacated 0	Court Trial 0	Dismiss 4	Other 7	Total 11	
Total Pending at End of Period							82	
<b>MCCORMICK, TIMOTHY</b>								
Pending at Beg of Period		New Cases Filed			Cases Transferred In / Reactivated			Total
	87				5		110	
Terminations								
	Bankruptcy 1	Default 3	RefVacated 0	Court Trial 0	Dismiss 5	Other 9	Total 18	
Total Pending at End of Period							92	
<b>MCDONNELL, NANCY R</b>								

**CUYAHOGA COUNTY COURT OF COMMON PLEAS**

DATE: 12/11/2018  
TIME: 08:35 AM

**Foreclosure Statistics by Judge**  
Reporting Period: November 2018

PAGE: 4  
CMSR1062

**Judge**

Pending at Beg of Period			New Cases Filed		Cases Transferred In / Reactivated		Total
	115		16		4		135
Terminations							
	Bankruptcy	Default	RefVacated	Court Trial	Dismiss	Other	Total
	3	4	0	0	8	11	26
Total Pending at End of Period							109

MIDAY, SHERRIE

Pending at Beg of Period			New Cases Filed		Cases Transferred In / Reactivated		Total
	100		18		4		122
Terminations							
	Bankruptcy	Default	RefVacated	Court Trial	Dismiss	Other	Total
	0	5	0	0	6	9	20
Total Pending at End of Period							102

O'DONNELL, JOHN P

Pending at Beg of Period			New Cases Filed		Cases Transferred In / Reactivated		Total
	69		10		4		83
Terminations							
	Bankruptcy	Default	RefVacated	Court Trial	Dismiss	Other	Total
	1	2	0	0	5	11	19
Total Pending at End of Period							64

RUSSO, JOHN J

Pending at Beg of Period			New Cases Filed		Cases Transferred In / Reactivated		Total
	40		8		2		50
Terminations							
	Bankruptcy	Default	RefVacated	Court Trial	Dismiss	Other	Total
	0	0	0	0	0	0	0
Total Pending at End of Period							50

RUSSO, JOSEPH D

Pending at Beg of Period			New Cases Filed		Cases Transferred In / Reactivated		Total
	89		13		3		105
Terminations							
	Bankruptcy	Default	RefVacated	Court Trial	Dismiss	Other	Total
	0	3	0	0	2	5	10
Total Pending at End of Period							95

RUSSO, MICHAEL J

Pending at Beg of Period			New Cases Filed		Cases Transferred In / Reactivated		Total
	90		24		2		116
Terminations							
	Bankruptcy	Default	RefVacated	Court Trial	Dismiss	Other	Total
	1	3	0	0	5	6	15
Total Pending at End of Period							101

RUSSO, NANCY MARGARET

Pending at Beg of Period			New Cases Filed		Cases Transferred In / Reactivated		Total
	68		20		2		90
Terminations							
	Bankruptcy	Default	RefVacated	Court Trial	Dismiss	Other	Total
	3	4	0	0	3	8	18
Total Pending at End of Period							72

SAFFOLD, SHIRLEY STRICKLAND

**CUYAHOGA COUNTY COURT OF COMMON PLEAS**

DATE: 12/11/2018  
TIME: 08:35 AM

**Foreclosure Statistics by Judge**  
Reporting Period: November 2018

PAGE: 5  
CMSR1062

**Judge**

Pending at Beg of Period		New Cases Filed		Cases Transferred In / Reactivated			Total
91		18		4			113
Terminations							
Bankruptcy	1	Default	1	RefVacated	0	Court Trial	0
						Dismiss	2
						Other	12
							Total
							16
Total Pending at End of Period							97
<hr/>							
<b>SHAUGHNESSY, MICHAEL P</b>							
Pending at Beg of Period		New Cases Filed		Cases Transferred In / Reactivated			Total
114		21		3			138
Terminations							
Bankruptcy	2	Default	0	RefVacated	0	Court Trial	0
						Dismiss	5
						Other	5
							Total
							12
Total Pending at End of Period							126
<hr/>							
<b>SHEEHAN, BRENDAN J</b>							
Pending at Beg of Period		New Cases Filed		Cases Transferred In / Reactivated			Total
78		17		0			95
Terminations							
Bankruptcy	0	Default	4	RefVacated	0	Court Trial	0
						Dismiss	4
						Other	9
							Total
							17
Total Pending at End of Period							78
<hr/>							
<b>SUTULA, JOHN D</b>							
Pending at Beg of Period		New Cases Filed		Cases Transferred In / Reactivated			Total
103		8		2			113
Terminations							
Bankruptcy	0	Default	6	RefVacated	0	Court Trial	0
						Dismiss	0
						Other	6
							Total
							12
Total Pending at End of Period							101
<hr/>							
<b>SUTULA, KATHLEEN ANN</b>							
Pending at Beg of Period		New Cases Filed		Cases Transferred In / Reactivated			Total
74		18		5			97
Terminations							
Bankruptcy	0	Default	1	RefVacated	0	Court Trial	0
						Dismiss	5
						Other	5
							Total
							11
Total Pending at End of Period							86
<hr/>							
<b>SYNENBERG, JOAN</b>							
Pending at Beg of Period		New Cases Filed		Cases Transferred In / Reactivated			Total
91		13		4			108
Terminations							
Bankruptcy	1	Default	7	RefVacated	0	Court Trial	0
						Dismiss	5
						Other	8
							Total
							21
Total Pending at End of Period							87



# *Monthly Summary*

# MONTHLY SUMMARY

## November 2018

NAME	PEND	ASSIGNED			TRIALS						DISP	PENDING				+	-
		CV	CR	TOT	JURY			COURT				CV	FR	CR	TOT		
Dick Ambrose	440	51	31	82	0	0	0	0	1	1	103	207	77	135	419	+ 21	
Pamela A. Barker	385	55	24	79	0	1	1	0	0	0	70	158	125	111	394	- 9	
Janet R. Burnside	446	51	40	91	0	2	2	0	0	0	108	218	95	116	429	+ 17	
Deena R. Calabrese	451	52	40	92	0	1	1	0	0	0	78	225	108	132	465	- 14	
Maureen Clancy	365	54	32	86	0	1	1	0	0	0	66	203	87	95	385	- 20	
Cassandra Collier-Willia	446	58	26	84	0	0	0	0	0	0	104	187	101	138	426	+ 20	
Brian J. Corrigan	506	49	29	78	0	0	0	0	1	1	81	269	103	131	503	+ 3	
Peter J. Corrigan	442	56	25	81	0	2	2	0	0	0	72	232	67	152	451	- 9	
Michael P. Donnelly	460	49	28	77	0	1	1	0	0	0	79	214	108	136	458	+ 2	
Carolyn B. Friedland	474	50	25	75	0	0	0	0	0	0	64	242	88	155	485	- 11	
Stuart A. Friedman	500	52	28	80	0	0	0	0	2	2	65	286	118	111	515	- 15	
Nancy A. Fuerst	419	52	22	74	0	1	1	0	0	0	84	232	94	83	409	+ 10	
Steven E. Gall	466	50	35	85	0	1	1	0	1	1	89	205	129	128	462	+ 4	
Hollie L. Gallagher	366	52	25	77	0	0	0	0	0	0	69	217	74	83	374	- 8	
Kelly A. Gallagher	413	49	34	83	0	0	0	0	0	0	63	228	114	91	433	- 20	
Shannon M. Gallagher	456	47	40	87	0	0	0	0	0	0	69	207	137	130	474	- 18	
Daniel Gaul	463	49	45	94	0	0	0	0	0	0	79	199	115	164	478	- 15	
Michael E Jackson	563	52	29	81	0	1	1	1	0	1	91	269	100	184	553	+ 10	
David T. Matia	411	50	43	93	0	0	0	0	0	0	106	223	89	86	398	+ 13	
Robert C. McClelland	486	55	35	90	1	1	2	0	0	0	65	282	82	147	511	- 25	
Timothy McCormick	373	56	25	81	0	0	0	0	0	0	69	212	92	81	385	- 12	
Nancy R. McDonnell	386	52	36	88	0	1	1	0	0	0	76	198	108	92	398	- 12	
Sherrie Miday	480	52	34	86	0	1	1	0	1	1	82	225	100	159	484	- 4	
John P. O'Donnell	411	57	25	82	0	0	0	0	0	0	90	212	64	127	403	+ 8	
John J. Russo	169	25	11	36	0	0	0	0	0	0	14	117	50	24	191	- 22	
Joseph D. Russo	528	55	32	87	0	0	0	0	0	0	70	243	95	207	545	- 17	
Michael J. Russo	394	53	22	75	0	0	0	0	0	0	71	201	100	97	398	- 4	
Nancy Margaret Russo	236	53	30	83	0	0	0	0	1	1	76	107	72	64	243	- 7	
Shirley Strickland Saffold	427	50	34	84	0	0	0	0	0	0	70	213	96	132	441	- 14	
Michael P. Shaughnessy	445	49	33	82	0	0	0	0	0	0	78	217	124	108	449	- 4	
Brendan J. Sheehan	370	52	30	82	0	1	1	0	2	2	87	183	77	105	365	+ 5	
John D. Sutula	612	50	35	85	0	0	0	1	0	1	108	304	101	184	589	+ 23	
Kathleen Ann Sutula	402	53	27	80	0	1	1	0	0	0	78	206	86	112	404	- 2	
Joan Synenberg	364	51	38	89	0	1	1	0	0	0	73	209	87	84	380	- 16	
<b>TOTALS</b>	14555	1741	1048	2789	1	17	18	2	9	11	2647	7350	3263	4084	14697	- 142	

# *Year to Date Summary*

# SUMMARY FOR THE COURT

## January - November 2018

NAME	PEND	ASSIGNED			TRIALS						DISP	PENDING				+	-
		CV	CR	TOT	JURY			COURT				CV	FR	CR	TOT		
Dick Ambrose	441	581	391	972	1	2	3	6	8	14	994	207	77	135	419	+ 22	
Pamela A. Barker	437	573	347	920	2	5	7	0	1	1	963	158	125	111	394	+ 43	
Janet R. Burnside	421	577	383	960	1	11	12	4	4	8	952	218	95	116	429	- 8	
Deena R. Calabrese	440	585	342	927	3	10	13	0	1	1	902	225	108	132	465	- 25	
Maureen Clancy	363	570	337	907	1	5	6	0	1	1	885	203	87	95	385	- 22	
Cassandra Collier-Willia	454	608	387	995	1	2	3	0	2	2	1023	187	101	138	426	+ 28	
Brian J. Corrigan	494	581	388	969	1	8	9	1	7	8	960	269	103	131	503	- 9	
Peter J. Corrigan	415	585	376	961	1	10	11	1	0	1	925	232	67	152	451	- 36	
Michael P. Donnelly	469	576	409	985	3	10	13	0	13	13	996	214	108	136	458	+ 11	
Carolyn B. Friedland	479	568	330	898	1	3	4	0	2	2	892	242	88	155	485	- 6	
Stuart A. Friedman	450	644	377	1021	1	0	1	0	8	8	956	286	118	111	515	- 65	
Nancy A. Fuerst	385	586	349	935	1	6	7	0	1	1	911	232	94	83	409	- 24	
Steven E. Gall	427	572	394	966	2	5	7	2	4	6	931	205	129	128	462	- 35	
Hollie L. Gallagher	373	579	327	906	2	5	7	1	5	6	905	217	74	83	374	- 1	
Kelly A. Gallagher	395	589	319	908	1	6	7	2	5	7	870	228	114	91	433	- 38	
Shannon M. Gallagher	457	577	414	991	1	1	2	5	7	12	974	207	137	130	474	- 17	
Daniel Gaul	465	552	426	978	2	11	13	1	1	2	965	199	115	164	478	- 13	
Michael E Jackson	484	572	432	1004	2	7	9	2	5	7	935	269	100	184	553	- 69	
David T. Matia	410	573	388	961	1	3	4	0	1	1	973	223	89	86	398	+ 12	
Robert C. McClelland	463	587	417	1004	3	1	4	2	6	8	956	282	82	147	511	- 48	
Timothy McCormick	404	584	352	936	0	7	7	0	3	3	955	212	92	81	385	+ 19	
Nancy R. McDonnell	354	570	378	948	1	4	5	0	2	2	904	198	108	92	398	- 44	
Sherrie Miday	453	576	407	983	2	11	13	0	3	3	952	225	100	159	484	- 31	
John P. O'Donnell	391	577	350	927	6	4	10	6	3	9	915	212	64	127	403	- 12	
John J. Russo	165	298	123	421	1	2	3	1	0	1	395	117	50	24	191	- 26	
Joseph D. Russo	457	607	386	993	0	0	0	0	9	9	905	243	95	207	545	- 88	
Michael J. Russo	370	582	357	939	0	5	5	2	3	5	911	201	100	97	398	- 28	
Nancy Margaret Russo	276	559	331	890	1	3	4	0	4	4	923	107	72	64	243	+ 33	
Shirley Strickland Saffold	386	592	376	968	1	5	6	0	1	1	913	213	96	132	441	- 55	
Michael P. Shaughnessy	433	560	380	940	3	7	10	0	7	7	924	217	124	108	449	- 16	
Brendan J. Sheehan	353	558	328	886	4	12	16	1	4	5	874	183	77	105	365	- 12	
John D. Sutula	538	569	477	1046	2	2	4	3	3	6	995	304	101	184	589	- 51	
Kathleen Ann Sutula	373	585	339	924	0	9	9	0	0	0	893	206	86	112	404	- 31	
Joan Synenberg	387	592	413	1005	0	2	2	0	0	0	1012	209	87	84	380	+ 7	
<b>TOTALS</b>	14062	19444	12530	31974	52	184	236	40	124	164	31339	7350	3263	4084	14697	- 635	

# *Corrections/Adjustments*