



CUYAHOGA COUNTY COMMON PLEAS COURT

***Statistics Report
September 2009***

***Nancy R. McDonnell
Administrative and Presiding Judge***

CUYAHOGA COUNTY COMMON PLEAS COURT

TABLE OF CONTENTS

Criminal Statistics

Newly Filed, Re-Activated And Transferred In Cases _____	4
Yearly Criminal Terminations _____	5
Pending Criminal Cases End of Period _____	6
Clearance Rate _____	7
Arrest to Disposition Timeline _____	8
Average Arrest to Disposition Timeline (Jail Cases) _____	9
Average Arrest to Disposition Timeline (Non-Jail Cases) _____	10
Average Arrest to Disposition Timeline (Jail and Non-Jail Cases) _____	11
Yearly Average Arrest to Disposition Timeline _____	12
Arraignment Statistics _____	13

Foreclosure Statistics

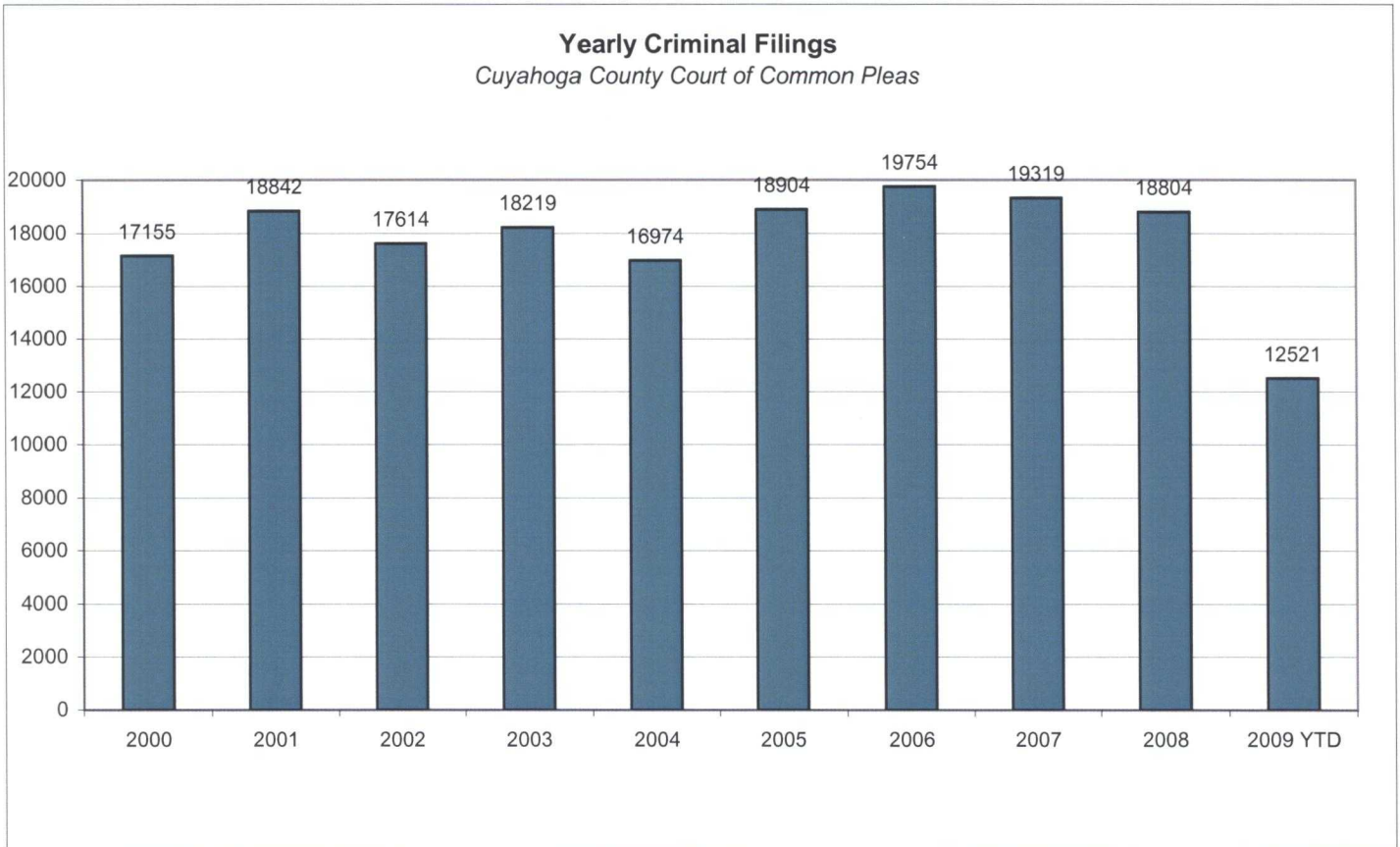
Total Pending Judicial Foreclosure Cases Referred to Magistrates (A) _____	15
Total Pending Judicial Foreclosure Cases Referred to Magistrates (B) _____	16
Total Pending Judicial Foreclosure Cases Referred to Magistrates (C) _____	17
Total Pending Judicial Foreclosure Cases Referred to Magistrates (D) _____	18
Pending Tax Lien & Certificate Cases Referred to Magistrates (A) _____	19
Pending Tax Lien & Certificate Cases Referred to Magistrates (B) _____	20
Pending Tax Lien & Certificate Cases Referred to Magistrates (C) _____	21
Percentage of Pending Judicial Foreclosure Cases By Filing Year _____	22
Judicial Foreclosure Clearance Rate Year 2006 _____	23
Judicial Foreclosure Clearance Rate Year 2007 _____	24
Judicial Foreclosure Clearance Rate Year 2008 _____	25
Judicial Foreclosure Clearance Rate Year 2009 _____	26
Avg. Number of Days to Disp. (Excl. Bank. Stays & Tax Lien & Tax Cert.) _____	27
Avg. Number of Days to Disp. (Excl. Bank. Stays & Incl. Tax Lien & Tax Cert.) _____	28
Total New Judicial Foreclosure Filings _____	29
New Marsh. of Lien/Quiet Title/Partition Filings by Month for 2007 – 2009 YTD _____	30
New Tax Lien & Certificate Filings by Month for Year 2007 – 2009 YTD _____	31
Total New Judicial Foreclosure Filings by Month for Year 2007 – 2009 YTD _____	32
Magistrate's Monthly Report _____	33
Report CMSR1062 - Judicial Foreclosure Statistics by Judge _____	41
Monthly Summary _____	47
Year to Date Summary _____	49
Corrections/Adjustments _____	51

Criminal Case Statistics

CUYAHOGA COUNTY COMMON PLEAS COURT

Newly Filed, Re-Activated And Transferred In Cases

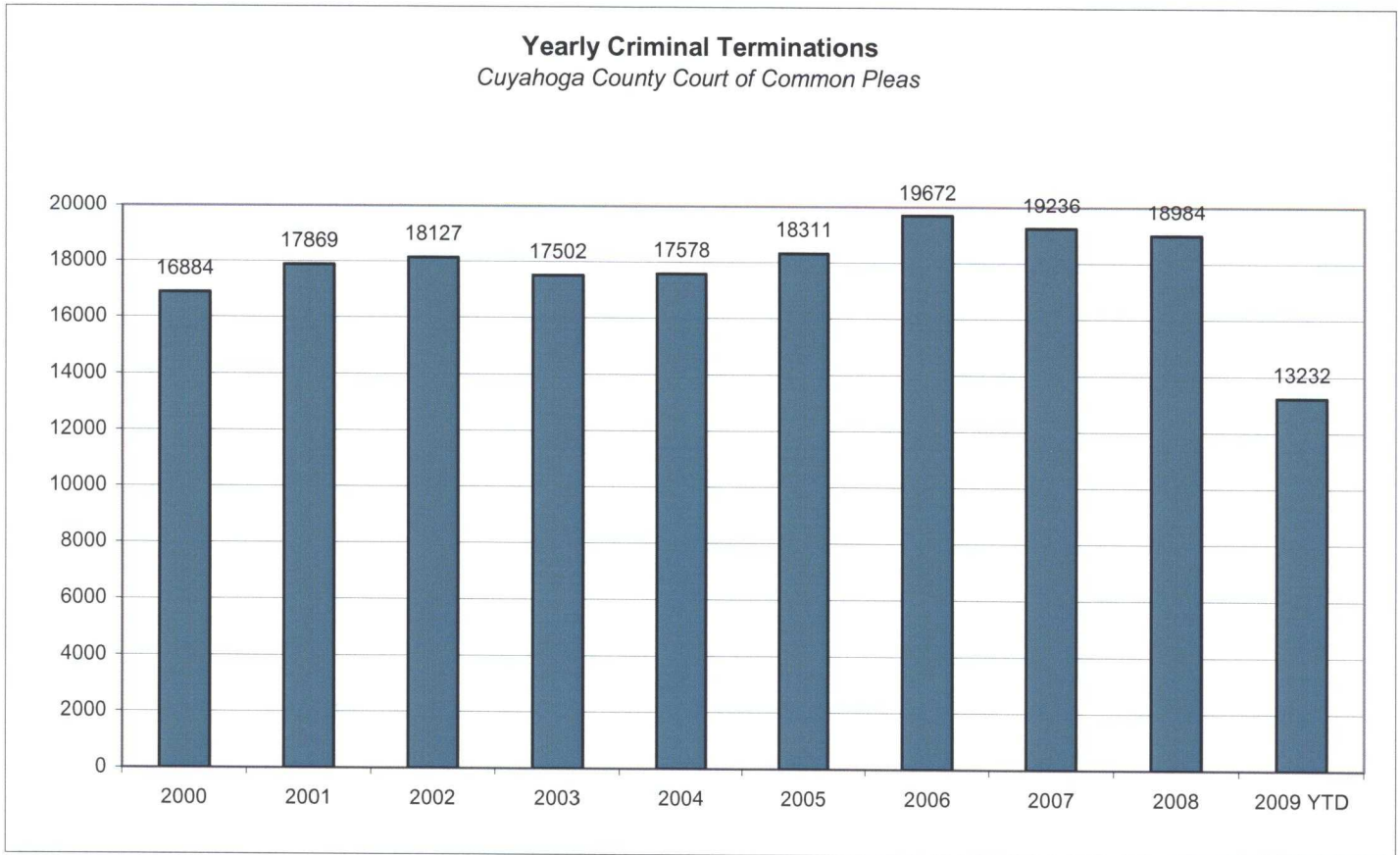
The following chart is a representation of all newly filed cases in Cuyahoga County Court of Common Pleas from 2000 – September 2009. Newly filed cases are defined as having been arraigned and assigned to a Judge. Cases that are re-activated are cases where a defendant was unavailable for trial but has now become ready to proceed. Transferred cases are moved from one Judge's docket to another. This could be due to re-assignment to a mental health Judge or after additional information indicates that by Court rule, the case should have been assigned to another Judge.



CUYAHOGA COUNTY COMMON PLEAS COURT

Yearly Criminal Terminations

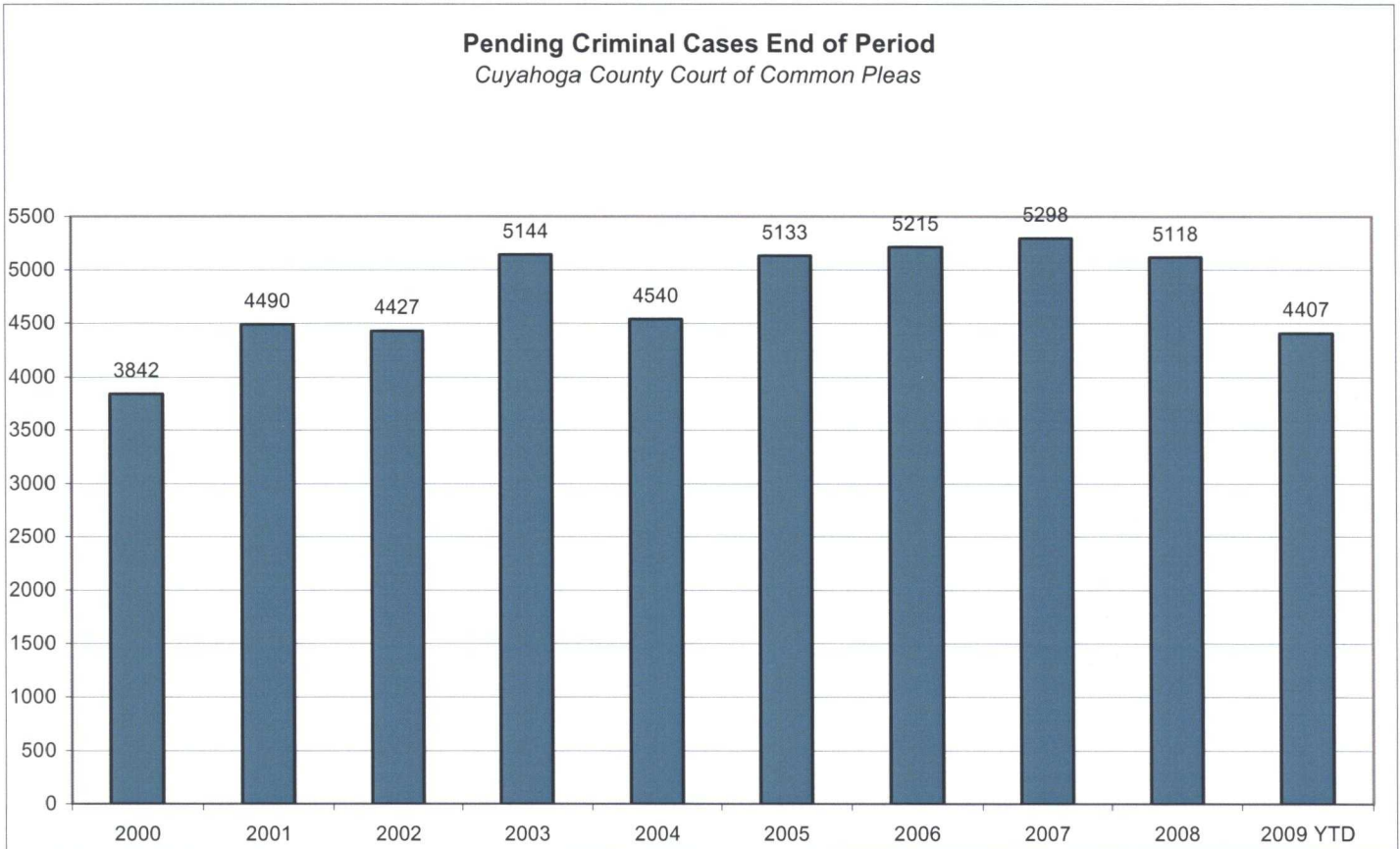
The following chart represents the cases that have been terminated by the Court from 2000 – September 2009. These are all cases that have been terminated by trial, plea or dismissal. Also cases where a defendant has become unavailable for trial or sentencing are reported as terminated.



CUYAHOGA COUNTY COMMON PLEAS COURT

Pending Criminal Cases End of Period

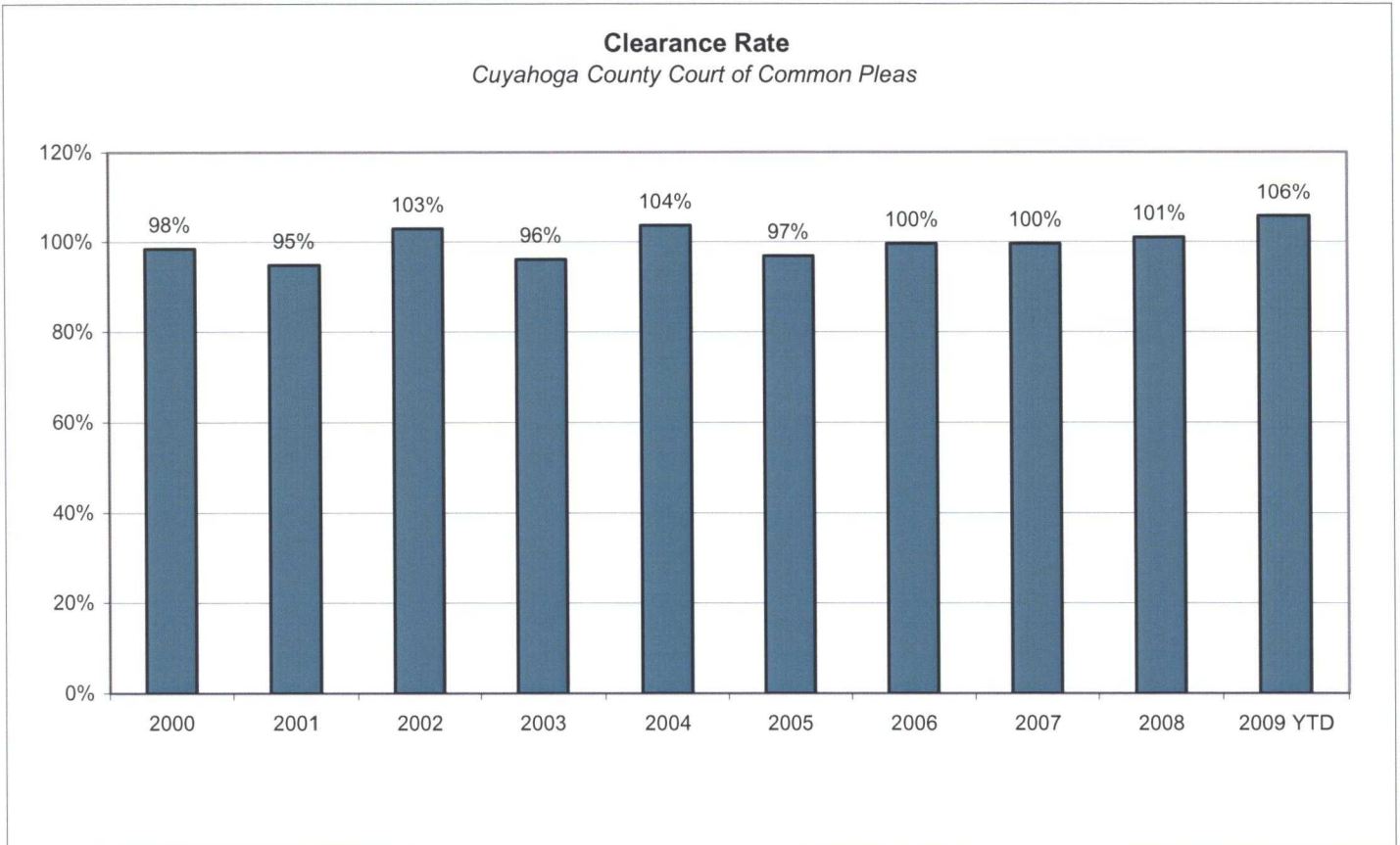
The following chart represents the total number of cases pending at the end of the reporting period from 2000 – September 2009. Taking the total number of cases pending at the beginning of the period, adding all newly filed, re-activated and transferred in cases arrives at the total pending value. The total number of cases that have been terminated in the period are then subtracted from the total pending to give the value pending at the end of the period.



CUYAHOGA COUNTY COMMON PLEAS COURT

Clearance Rate

The Clearance Rate is the number of outgoing cases as a percentage of the number of incoming cases. Clearance rate measures whether the court is keeping up with its incoming caseload. If cases are not disposed in a timely manner, a backlog of cases awaiting disposition will grow. A Clearance Rate of 100% indicates that at least as many cases as have been filed, reopened, or reactivated in a period have been disposed.



Arrest to Disposition Timeline

Arrest to disposition timeline is a method to measure how felony cases flow through the Cuyahoga County Criminal Justice System. By capturing how long a case takes to move from stage to stage, we can examine where problems may exist and where potential improvements in case processing can be made.

The source data was extracted from the Cuyahoga County Court of Common Pleas Case Management System. The overall population of sample data was based on cases terminated in a given month excluding cases that have gone through diversion programs. A case is defined as a defendant and all charges involved in a single incident. The time period for the extracted data is from September 2009.

The stages examined were:

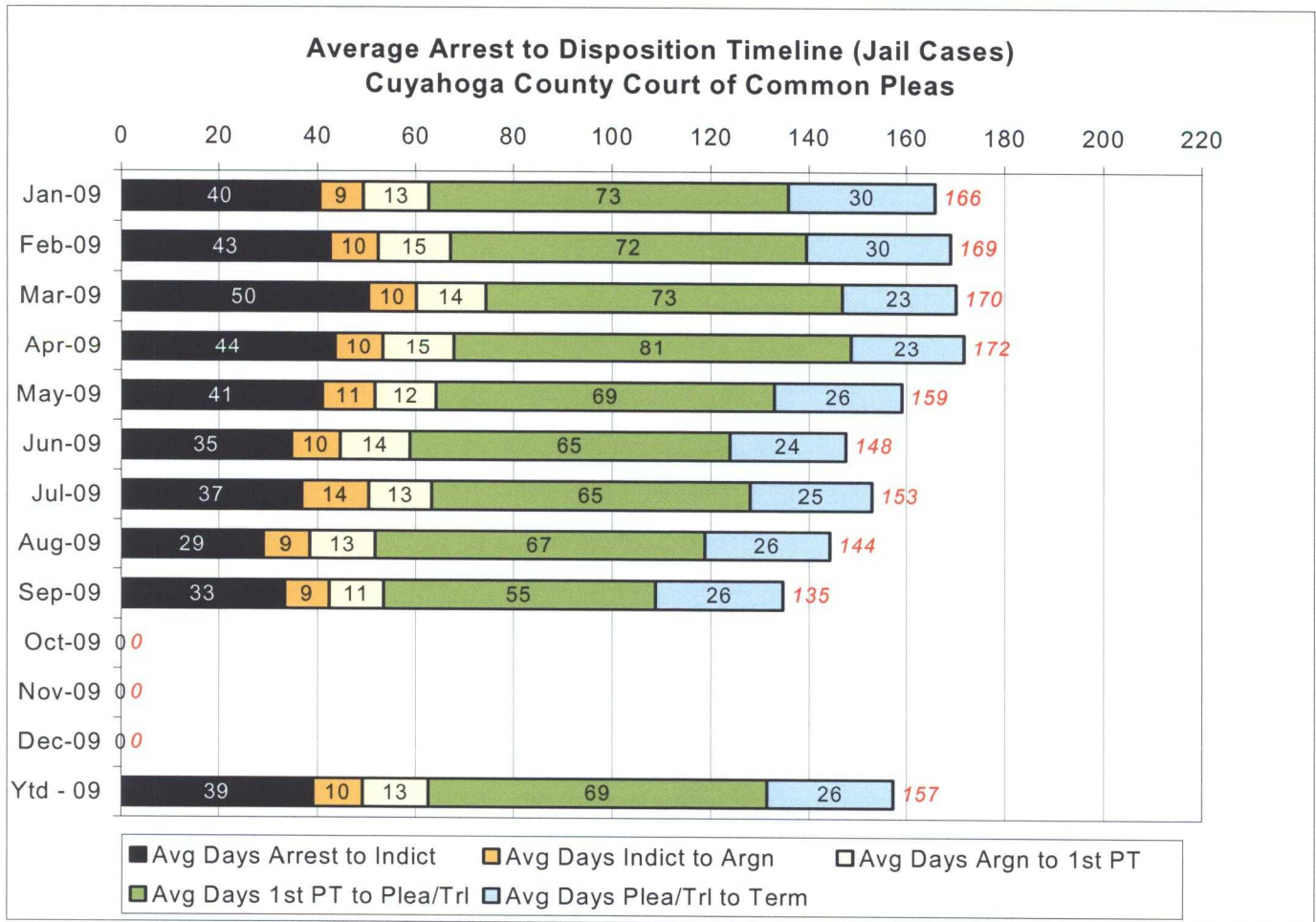
Arrest to Indictment
Indictment to Arraignment
Arraignment to 1st Pre-Trial
1st Pre-Trial to Plea/Trial
Plea/Trial to Termination

Due to the fact that each case may or may not have all of the stage date elements, a method to arrive at stage averages was applied. For a case to be included in the average for a stage there would need to be both dates for the given stage. A case would be included in the Arrest to Indictment stage if both arrest date and indictment date were available. This method was applied to each of the five stages. Next we calculated the total number of cases that met the date criteria for each of the ranges and also the total number of days between each date. To arrive at an average, the total number of days for each case in each range was calculated and divided by the total number of cases that met the date criteria. If a case had a time period or periods where the defendant was capiased or referred to the Psych Clinic, that amount of time was subtracted from the appropriate range.

The following three charts are for Jail, Non-Jail and combined Jail and Non-Jail cases. Jail and Non-Jail cases are defined by the status of the defendant at arraignment.

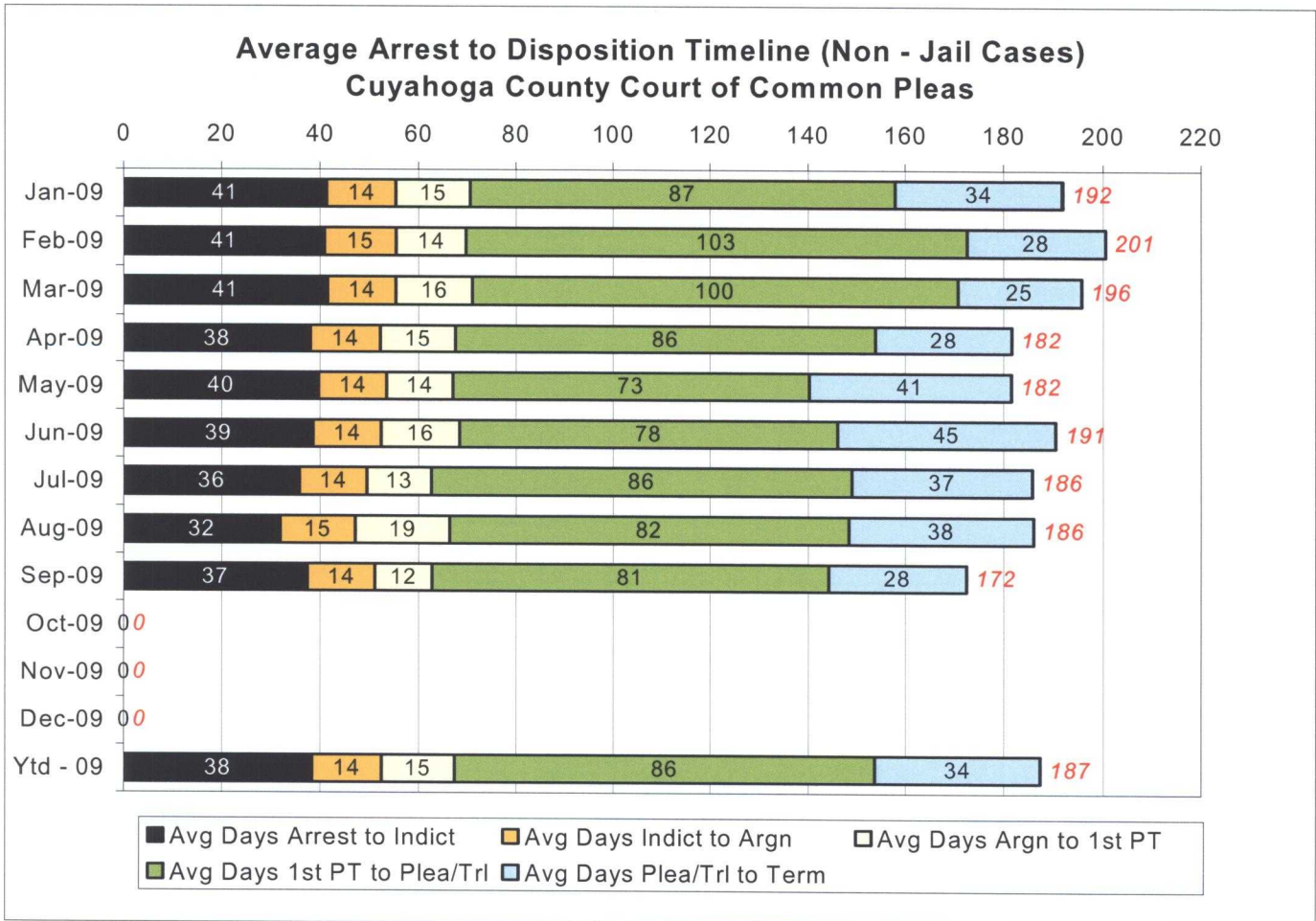
CUYAHOGA COUNTY COMMON PLEAS COURT

Average Arrest to Disposition Timeline (Jail Cases)



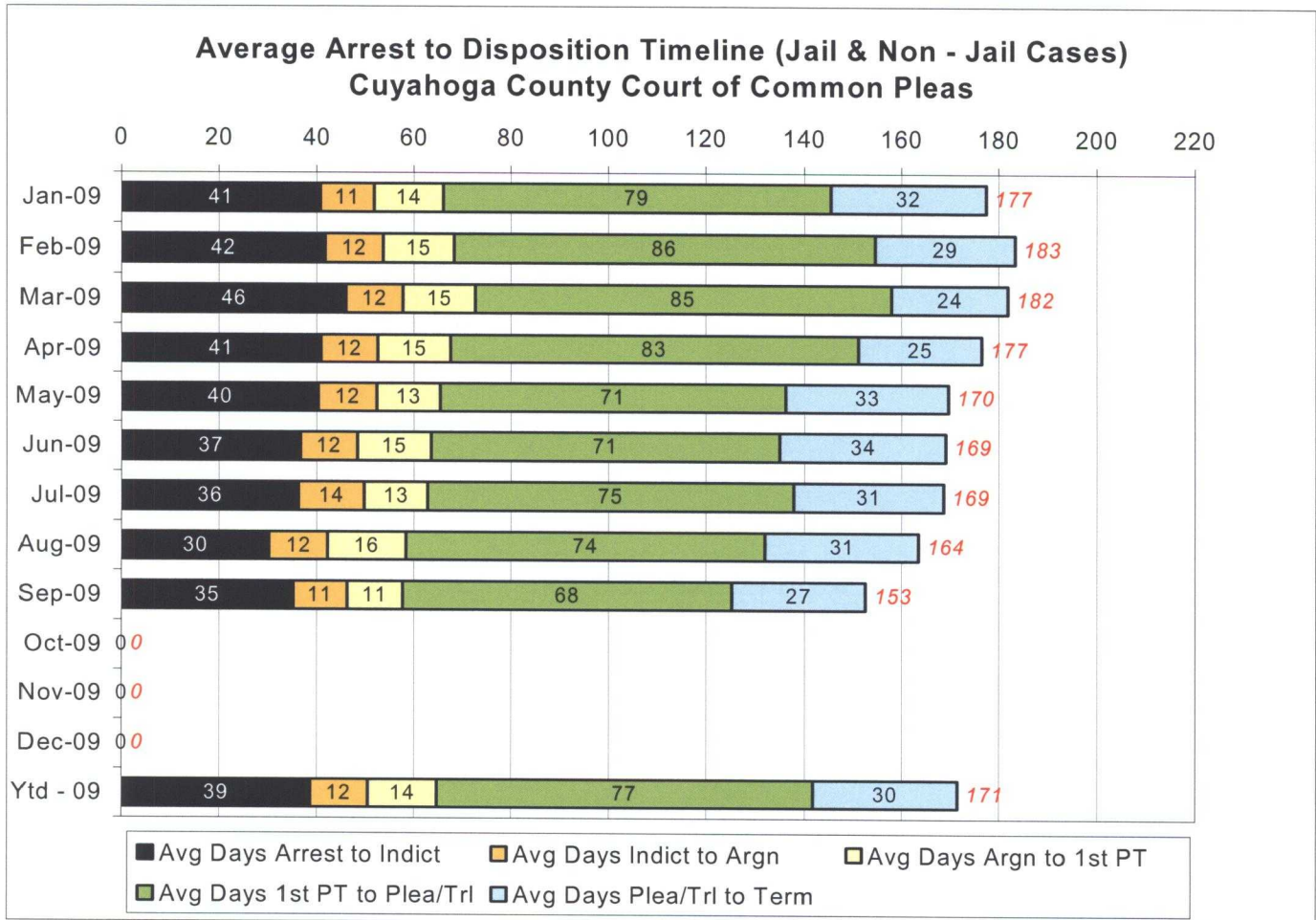
CUYAHOGA COUNTY COMMON PLEAS COURT

Average Arrest to Disposition Timeline (Non-Jail Cases)



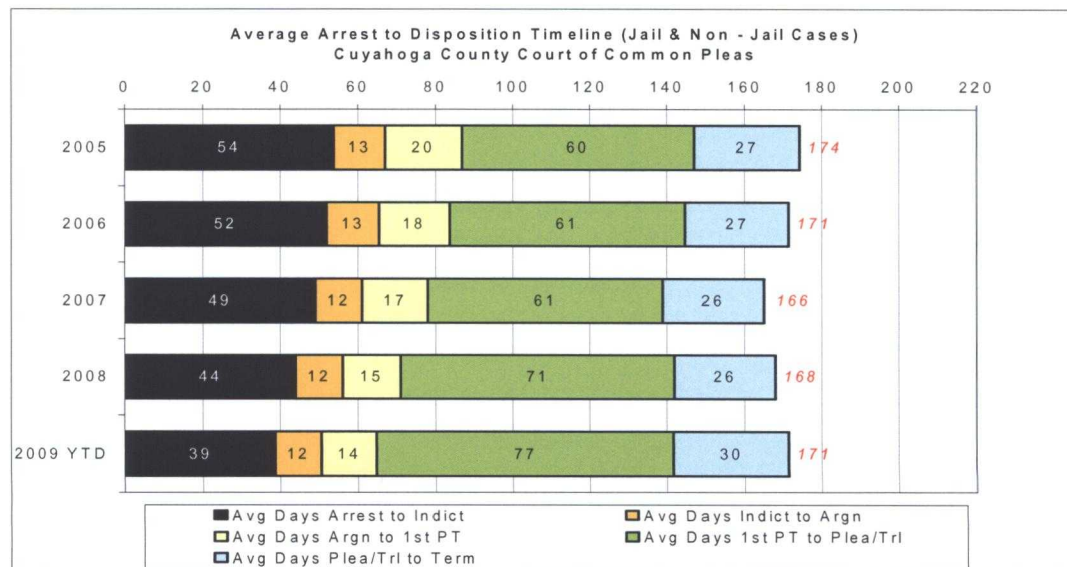
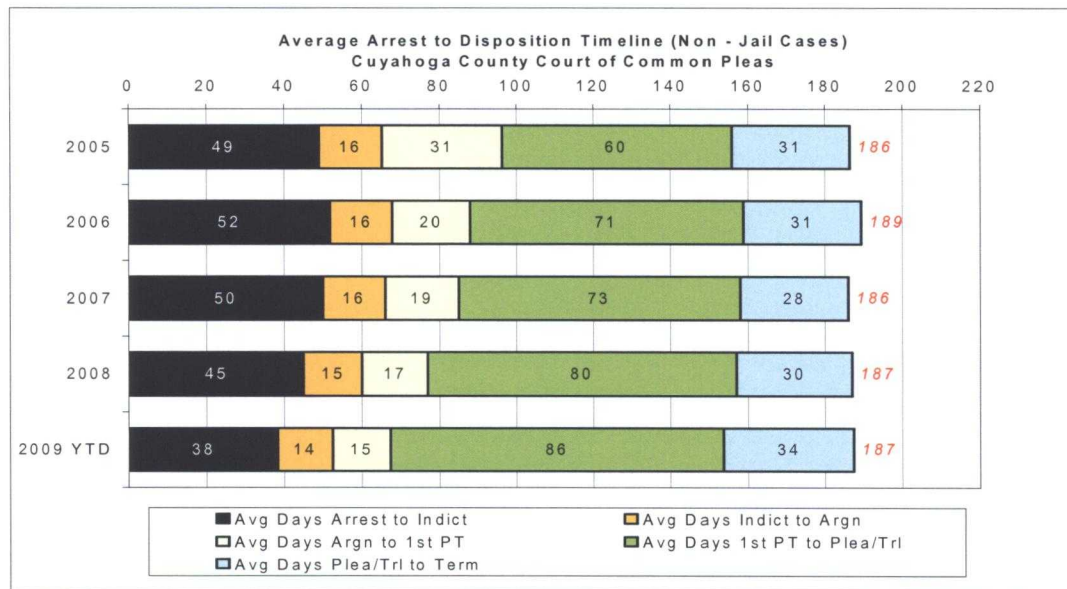
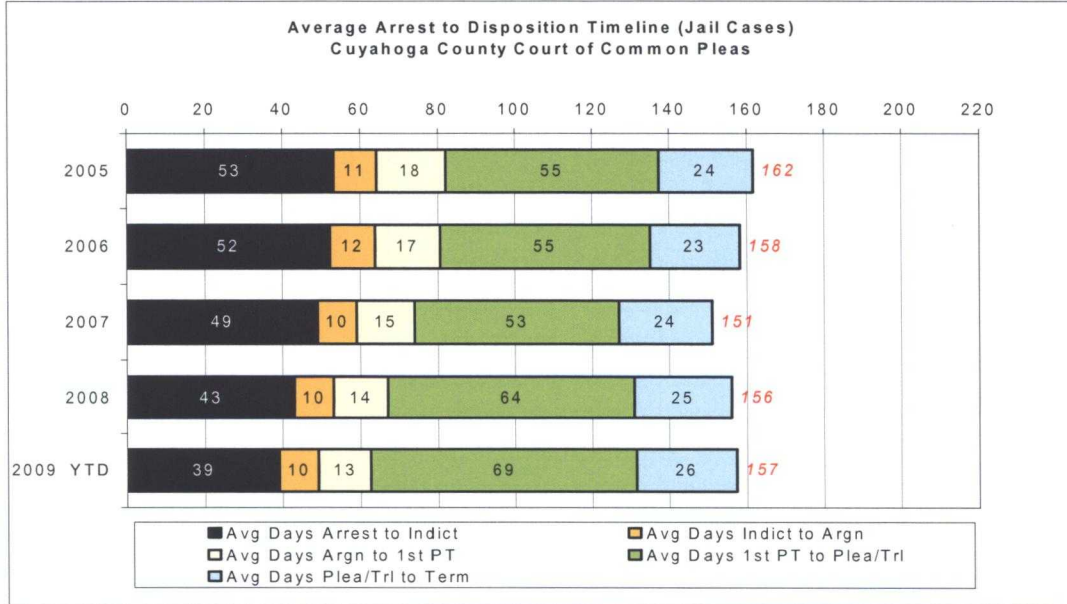
CUYAHOGA COUNTY COMMON PLEAS COURT

Average Arrest to Disposition Timeline (Jail and Non-Jail Cases)



CUYAHOGA COUNTY COMMON PLEAS COURT

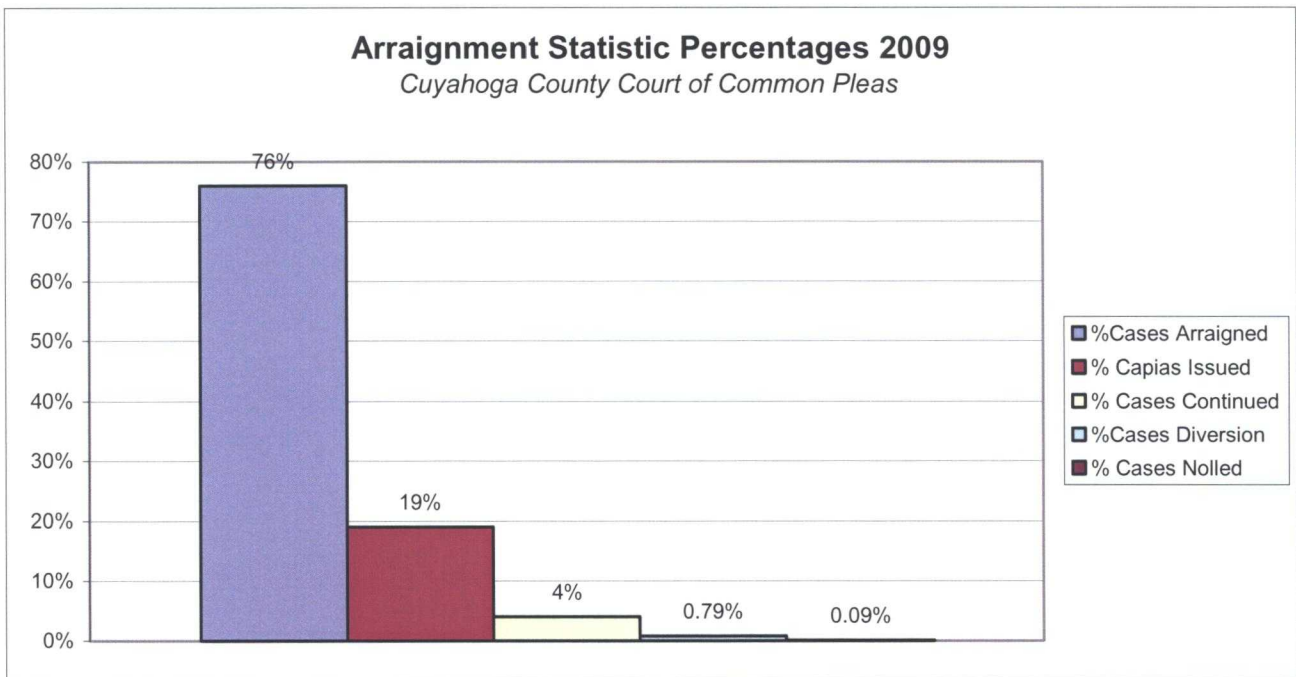
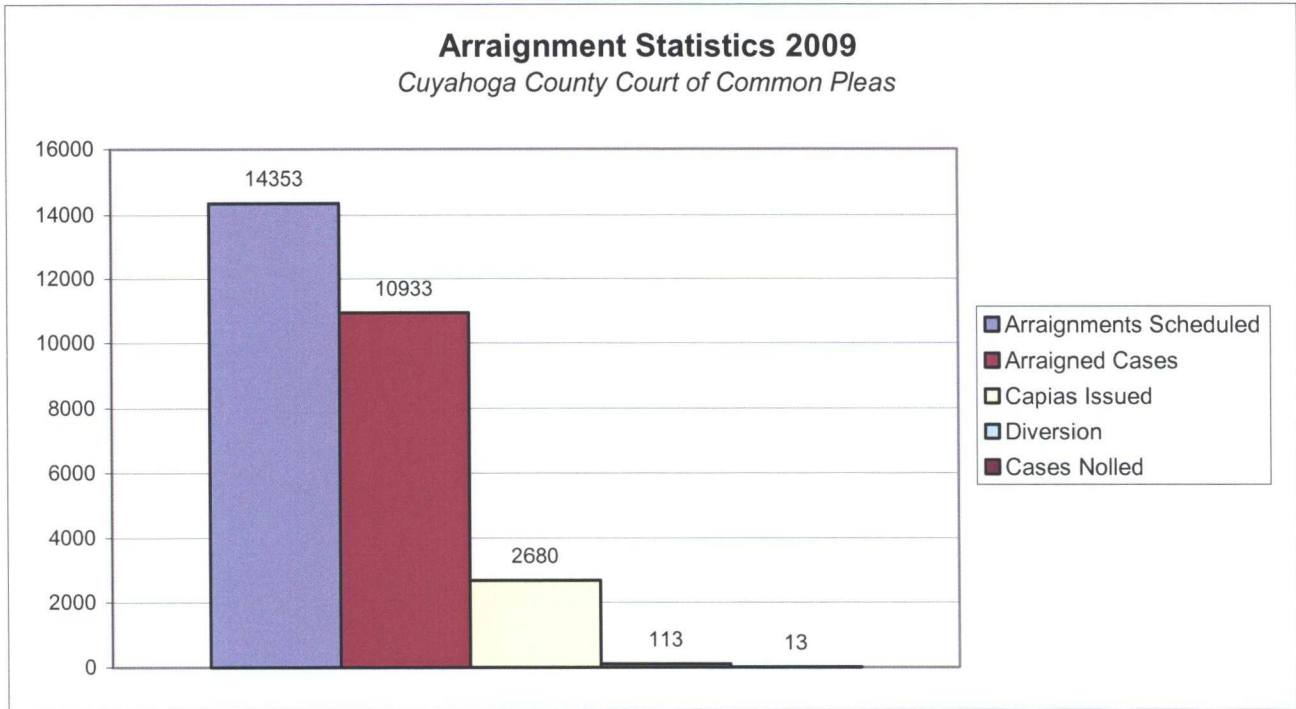
Yearly Average Arrest to Disposition Timeline



CUYAHOGA COUNTY COMMON PLEAS COURT

Arraignment Statistics

The arraignment statistics were provided by the Criminal Records Department. They are provided to give a representation of arraignment activity in the Court in 2009. These statistics include jail and non – jail arraignments.



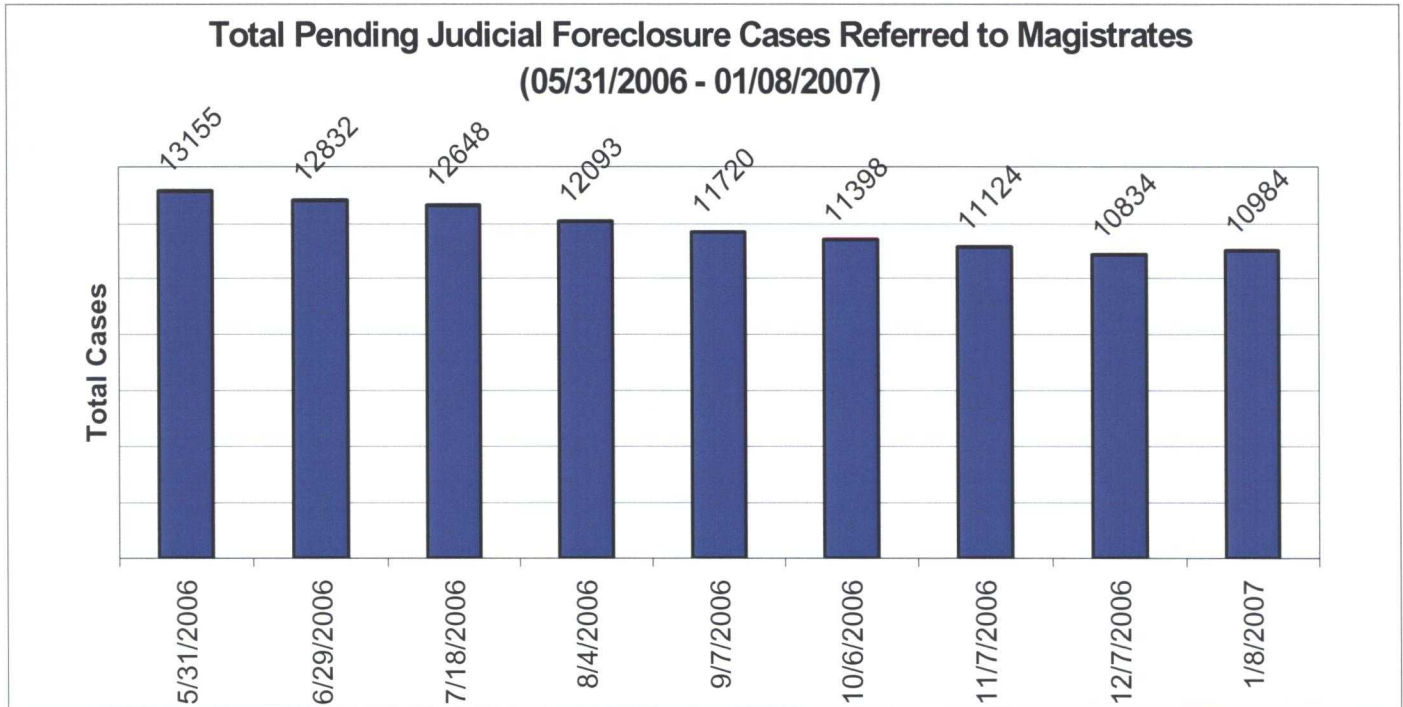
Judicial Foreclosure Statistics¹

¹ For clarification purposes, Foreclosure cases in this report are identified as Judicial Foreclosure filings (filing codes 1460 (Foreclosure Marsh. Of Lien), 1465 (Tax Lien), 1466 (Tax Certificate), 1470 (Quiet Title), and 1480 (Partition)). These cases are different from Board of Revision Foreclosures, which are not reported here.

CUYAHOGA COUNTY COMMON PLEAS COURT

Total Pending Judicial Foreclosure Cases Referred to Magistrates (A)

The following chart is a display of the total number of pending Judicial Foreclosure cases referred to the Magistrates on specific dates. The table below shows the number of these cases pending for each year since 1990.

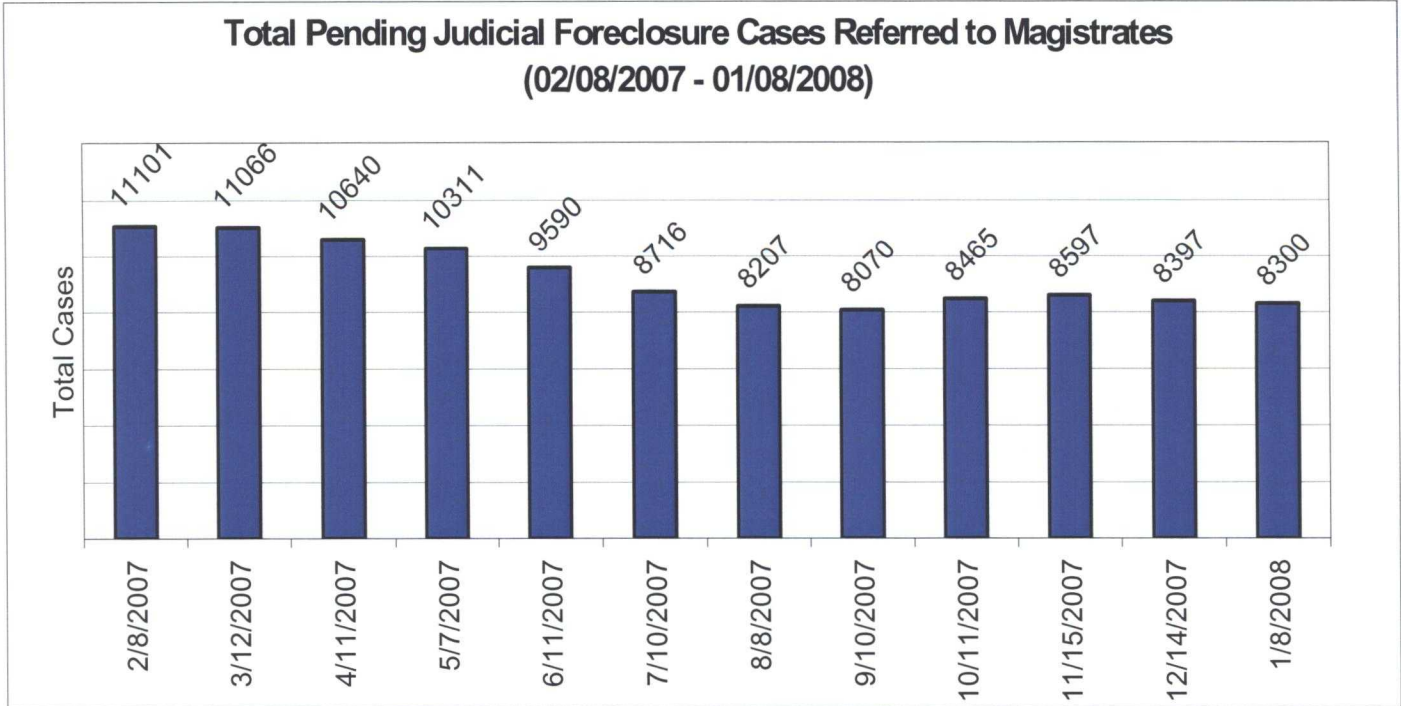


	As of:	5/31/2006	6/29/2006	7/18/2006	8/4/2006	9/7/2006	10/6/2006	11/7/2006	12/7/2006	1/8/2007
Year										
1990		0	0	0	0	0	0	0	0	0
1991		0	0	0	0	0	1	1	1	1
1992		0	0	0	0	0	0	0	0	0
1993		0	0	0	0	0	0	0	0	0
1994		0	0	0	0	0	0	0	0	0
1995		0	0	1	1	1	1	1	0	0
1996		2	1	1	2	2	1	1	1	1
1997		1	1	1	0	0	0	0	0	0
1998		3	2	2	1	1	1	1	1	1
1999		13	12	12	9	9	9	6	5	4
2000		43	39	34	29	23	20	18	15	8
2001		122	107	99	87	76	70	54	49	43
2002		405	351	325	278	248	210	172	157	144
2003		702	602	549	482	414	361	304	262	238
2004		1788	1549	1380	1224	1047	922	802	663	552
2005		5653	5004	4603	4057	3529	2884	2428	1897	1611
2006		4423	5164	5641	5923	6370	6918	7336	7783	8360
2007		0	0	0	0	0	0	0	0	21
Total		13155	12832	12648	12093	11720	11398	11124	10834	10984

CUYAHOGA COUNTY COMMON PLEAS COURT

Total Pending Judicial Foreclosure Cases Referred to Magistrates (B)

The following chart is a display of the total number of pending Judicial Foreclosure cases referred to the Magistrates on specific dates. The table below shows the number of these cases pending from each year since 1990.



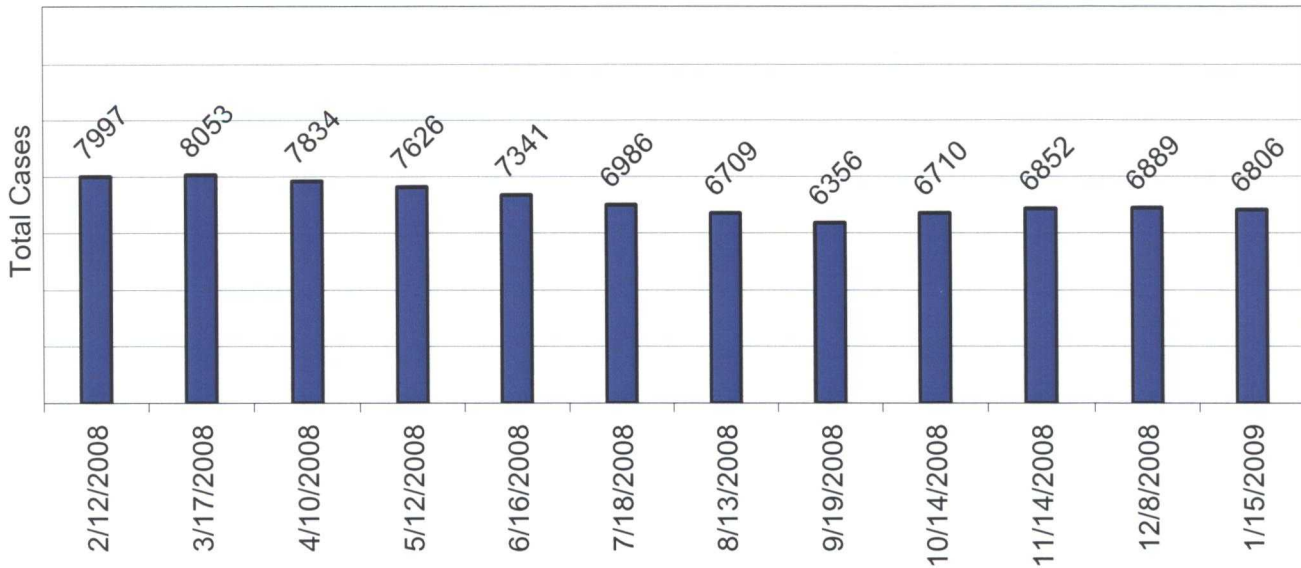
Year	As of:	2/8/2007	3/12/2007	4/11/2007	5/7/2007	6/11/2007	7/10/2007	8/8/2007	9/10/2007	10/11/2007	11/15/2007	12/14/2007	1/8/2008
1990		0	0	0	0	0	0	0	0	0	0	0	0
1991		1	1	0	0	0	0	0	0	0	0	0	0
1992		0	0	0	0	0	0	0	0	0	0	0	0
1993		0	0	0	0	0	1	1	1	1	1	1	0
1994		0	0	0	0	0	1	1	1	1	1	1	0
1995		0	0	0	0	0	0	0	0	0	0	0	0
1996		1	1	1	1	1	1	0	0	0	0	0	0
1997		0	0	0	0	0	0	0	0	0	0	0	0
1998		1	1	1	1	1	1	1	1	1	1	1	0
1999		3	1	2	1	0	0	0	0	0	0	0	0
2000		9	4	6	5	4	3	1	1	1	1	2	2
2001		37	31	28	23	15	11	9	11	12	12	12	10
2002		122	112	95	81	75	64	55	48	51	47	45	37
2003		212	197	182	159	130	105	94	87	82	84	70	65
2004		482	435	380	331	283	224	196	174	160	163	144	134
2005		1329	1169	945	855	712	508	418	359	338	311	282	252
2006		7478	6591	5336	4568	3538	2588	1972	1534	1341	1120	907	786
2007		1426	2523	3664	4286	4831	5209	5459	5853	6477	6856	6932	6899
2008													115
Total		11101	11066	10640	10311	9590	8716	8207	8070	8465	8597	8397	8300

CUYAHOGA COUNTY COMMON PLEAS COURT

Total Pending Judicial Foreclosure Cases Referred to Magistrates (C)

The following chart is a display of the total number of pending Judicial Foreclosure cases referred to the Magistrates on specific dates. The table below shows the number of these cases pending from each year since 1990.

**Total Pending Judicial Foreclosure Cases Referred to Magistrates
(02/12/2008 - 01/15/2009)**

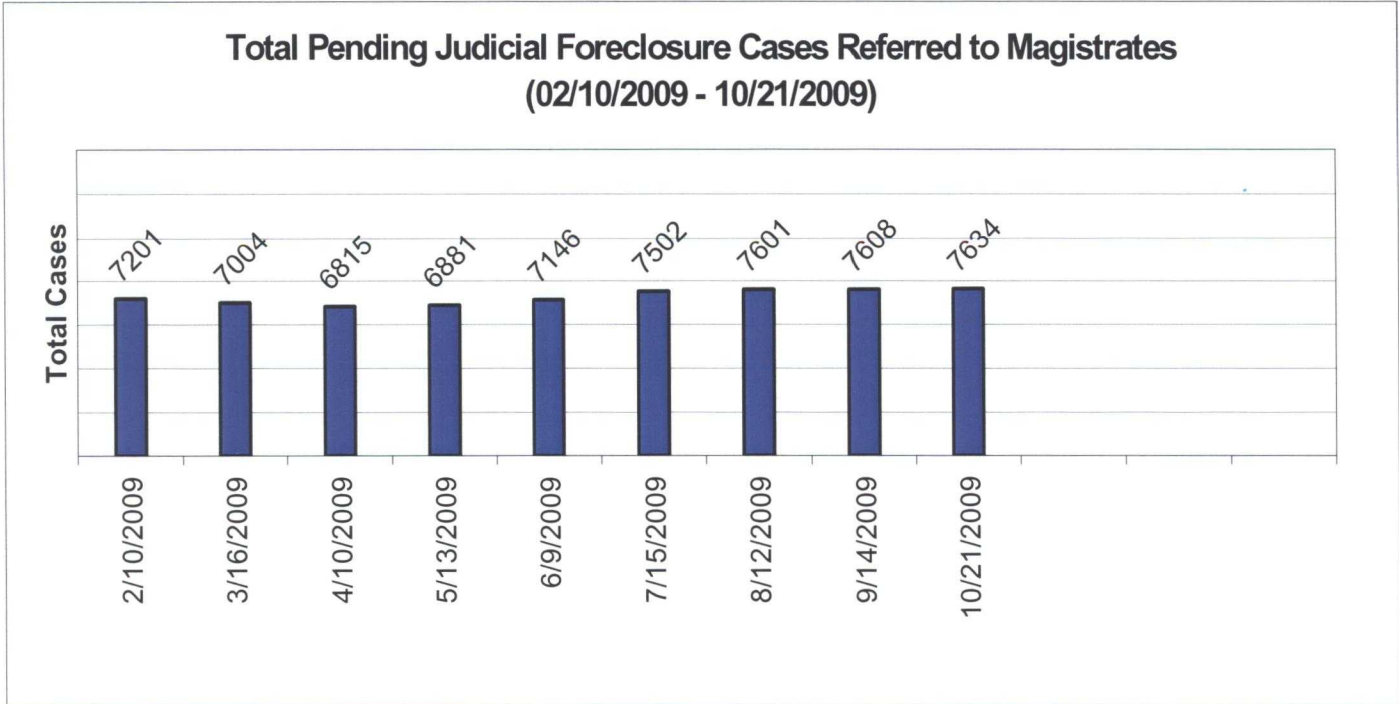


Year	As of:	2/12/2008	3/17/2008	4/10/2008	5/12/2008	6/16/2008	7/18/2008	8/13/2008	9/19/2008	10/14/2008	11/14/2008	12/8/2008	1/15/2009
1990		0	0	0	0	0	0	0	0	0	0	0	0
1991		0	0	0	0	0	0	0	0	0	0	0	0
1992		0	0	0	0	0	0	0	0	0	0	0	0
1993		0	0	0	0	0	0	0	0	0	0	0	0
1994		0	0	0	0	0	0	0	0	0	0	0	0
1995		0	0	0	0	0	0	0	0	0	0	0	0
1996		0	0	0	0	0	0	0	0	0	0	0	0
1997		0	0	0	0	0	0	0	0	0	0	0	0
1998		0	0	0	0	0	0	0	0	0	0	0	0
1999		0	0	0	0	0	0	0	0	0	0	0	0
2000		2	2	2	0	0	0	0	0	0	2	2	2
2001		8	7	6	4	4	4	5	4	5	3	3	2
2002		34	22	21	20	18	15	14	9	9	8	6	3
2003		56	48	40	35	22	19	16	15	12	8	9	10
2004		111	90	80	74	58	53	47	35	29	24	20	22
2005		225	160	136	116	89	76	72	52	49	39	36	25
2006		607	513	431	363	299	254	224	192	180	158	136	113
2007		5504	4468	3533	2685	1975	1479	1183	903	830	667	565	443
2008		1450	2743	3585	4329	4876	5086	5148	5146	5596	5943	6112	6186
Total		7997	8053	7834	7626	7341	6986	6709	6356	6710	6852	6889	6806

CUYAHOGA COUNTY COMMON PLEAS COURT

Total Pending Judicial Foreclosure Cases Referred to Magistrates (D)

The following chart is a display of the total number of pending Judicial Foreclosure cases referred to the Magistrates on specific dates. The table below shows the number of these cases pending from each year since 1990.



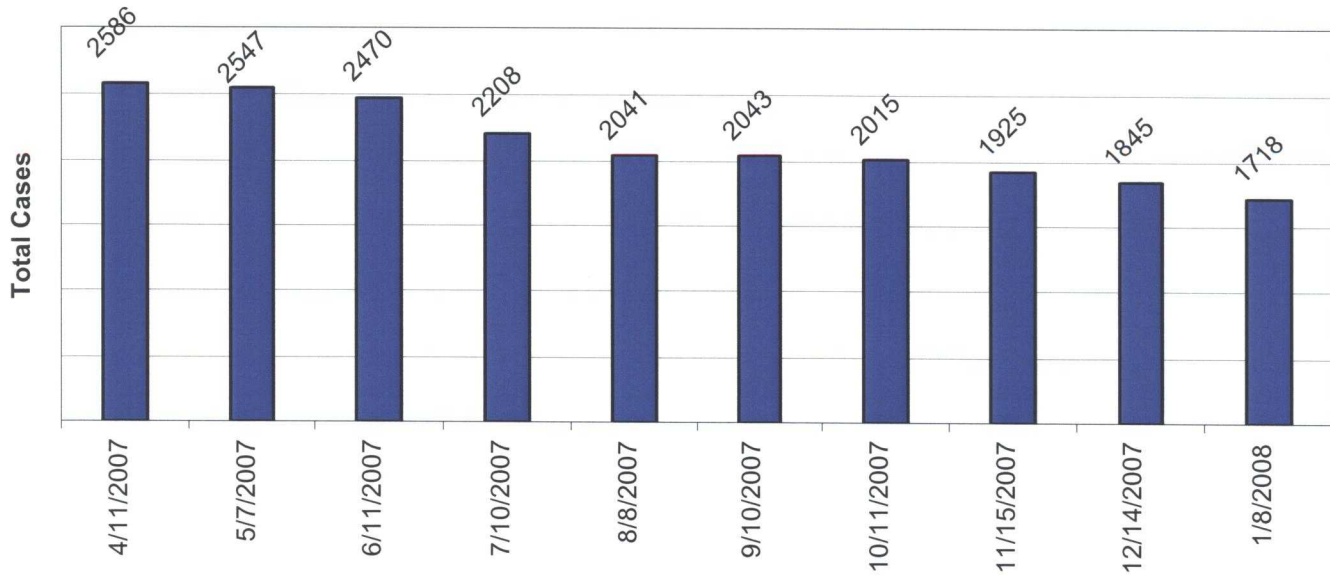
	As of:	2/10/2009	3/16/2009	4/10/2009	5/13/2009	6/9/2009	7/15/2009	8/12/2009	9/14/2009	10/21/2009			
Year													
1990		0	0	0	0	0	0	0	0	0			
1991		0	0	0	0	0	0	0	0	0			
1992		0	0	0	0	0	0	0	0	0			
1993		0	0	0	0	0	0	0	0	0			
1994		0	0	0	0	0	0	0	0	0			
1995		0	0	0	0	0	0	0	0	0			
1996		0	0	0	0	0	0	0	0	0			
1997		0	0	0	0	0	0	0	0	0			
1998		0	0	0	1	0	0	0	0	0			
1999		0	0	0	0	0	0	0	0	0			
2000		2	2	2	2	2	2	3	2	2			
2001		2	1	1	1	1	1	1	1	1			
2002		3	2	3	3	3	3	1	1	1			
2003		10	12	14	11	11	11	11	9	8			
2004		20	16	15	16	16	16	15	15	15			
2005		22	19	20	19	18	16	16	16	16			
2006		106	90	84	65	62	56	49	42	30			
2007		399	314	263	231	203	165	145	129	107			
2008		5533	4356	3585	2980	2510	2030	1719	1439	1162			
2009		1104	2192	2828	3552	4320	5202	5641	5954	6292			
Total		7201	7004	6815	6881	7146	7502	7601	7608	7634			

CUYAHOGA COUNTY COMMON PLEAS COURT

Pending Tax Lien & Certificate Cases Referred to Magistrates (A)

The following chart is a display of the number of pending tax Judicial Foreclosure cases referred to the Magistrates on specific dates. The table below shows the number of pending tax Judicial Foreclosure cases in each year since 1990.

Pending Tax Lien & Tax Certificate Cases Referred to Magistrates (04/11/2007 - 01/08/2008)

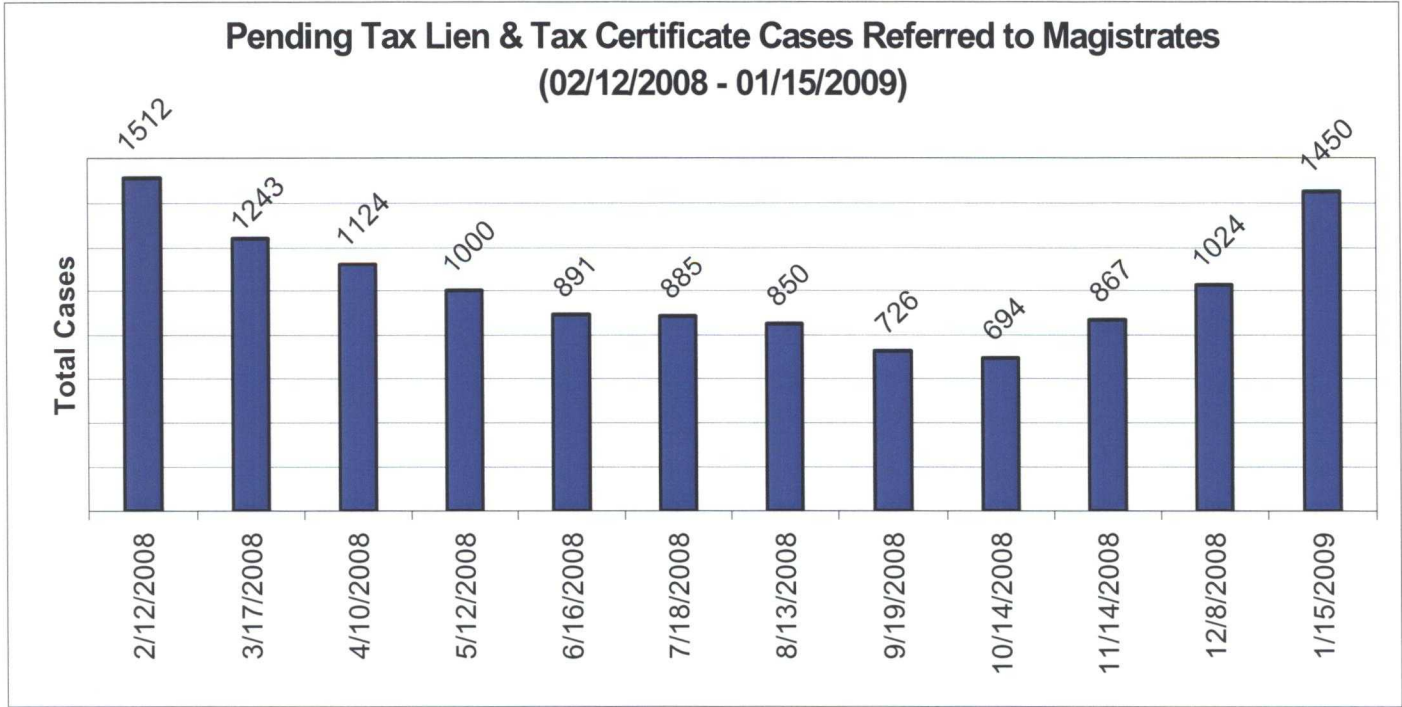


	As of:	4/11/2007	5/7/2007	6/11/2007	7/10/2007	8/8/2007	9/10/2007	10/11/2007	11/15/2007	12/14/2007	1/8/2008
Y e a r											
1990		0	0	0	0	0	0	0	0	0	0
1991		0	0	0	0	0	0	0	0	0	0
1992		0	0	0	0	0	0	0	0	0	0
1993		0	0	0	0	0	0	0	0	0	0
1994		0	0	0	0	0	0	0	0	0	0
1995		0	0	0	0	0	0	0	0	0	0
1996		1	1	1	1	0	0	0	0	0	0
1997		0	0	0	0	0	0	0	0	0	0
1998		1	1	1	1	1	1	1	1	1	0
1999		0	0	0	0	0	0	0	0	0	0
2000		1	1	1	1	0	0	0	0	0	0
2001		10	7	7	7	6	6	6	6	6	6
2002		45	41	37	35	33	32	31	29	28	24
2003		78	70	65	51	46	42	38	36	32	29
2004		231	203	189	148	135	122	108	104	94	83
2005		520	491	453	325	272	244	224	209	193	176
2006		1202	1150	1056	892	770	673	604	533	484	424
2007		497	582	660	747	778	923	1003	1007	1007	962
2008											14
T o t a l		2586	2547	2470	2208	2041	2043	2015	1925	1845	1718

CUYAHOGA COUNTY COMMON PLEAS COURT

Pending Tax Lien & Certificate Cases Referred to Magistrates (B)

The following chart is a display of the number of pending tax Judicial Foreclosure cases referred to the Magistrates on specific dates. The table below shows the number of pending tax Judicial Foreclosure cases in each year since 1990.

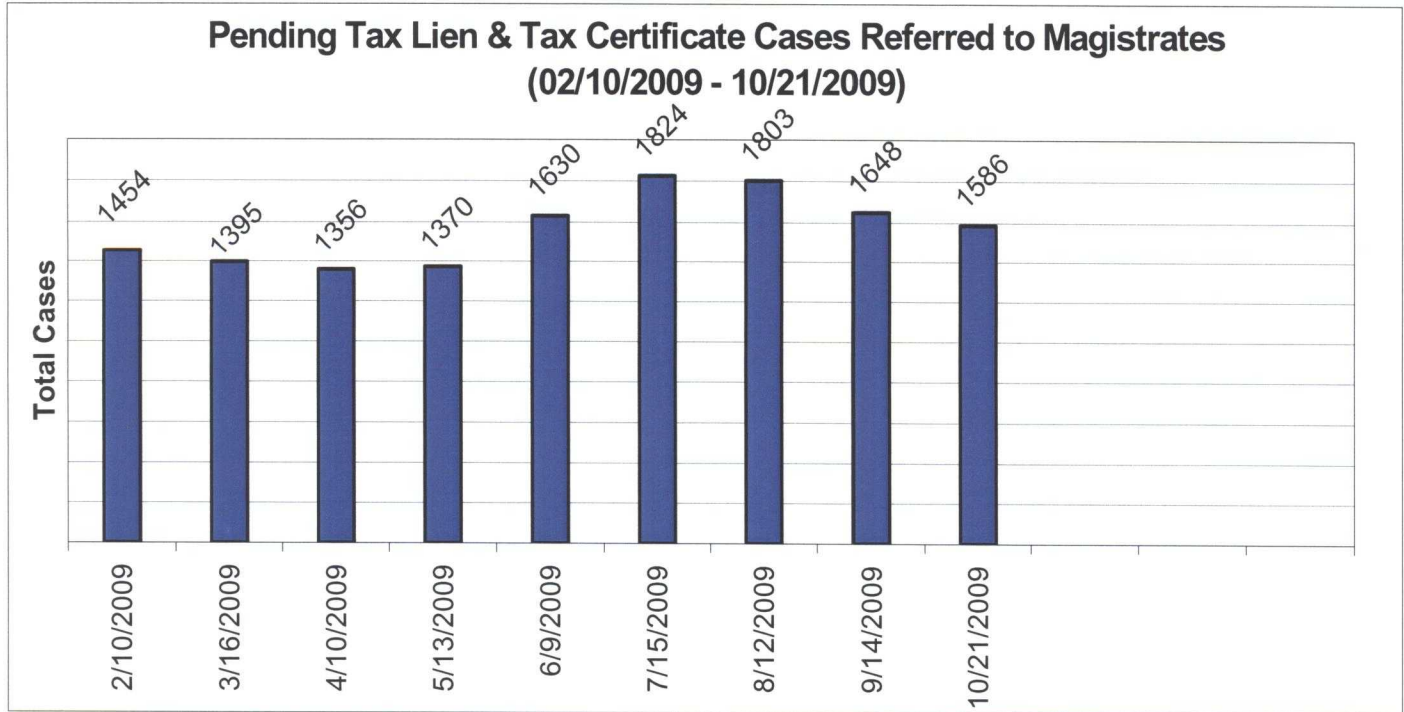


	As of:	2/12/2008	3/17/2008	4/10/2008	5/12/2008	6/16/2008	7/18/2008	8/13/2008	9/19/2008	10/14/2008	11/14/2008	12/8/2008	1/15/2009
Year													
1990		0	0	0	0	0	0	0	0	0	0	0	0
1991		0	0	0	0	0	0	0	0	0	0	0	0
1992		0	0	0	0	0	0	0	0	0	0	0	0
1993		0	0	0	0	0	0	0	0	0	0	0	0
1994		0	0	0	0	0	0	0	0	0	0	0	0
1995		0	0	0	0	0	0	0	0	0	0	0	0
1996		0	0	0	0	0	0	0	0	0	0	0	0
1997		0	0	0	0	0	0	0	0	0	0	0	0
1998		0	0	0	0	0	0	0	0	0	0	0	0
1999		0	0	0	0	0	0	0	0	0	0	0	0
2000		0	0	0	0	0	0	0	0	0	1	1	1
2001		5	4	4	4	4	4	4	3	4	3	3	2
2002		23	12	11	10	9	7	6	4	3	2	5	0
2003		26	17	14	13	8	5	3	1	0	0	0	1
2004		69	51	44	39	26	24	21	14	9	8	5	5
2005		159	104	87	73	52	42	35	22	17	10	10	9
2006		344	274	219	175	136	118	95	70	60	52	50	39
2007		791	654	532	424	350	304	262	211	193	150	131	88
2008		95	127	213	262	306	381	424	401	408	641	819	1305
Total		1512	1243	1124	1000	891	885	850	726	694	867	1024	1450

CUYAHOGA COUNTY COMMON PLEAS COURT

Pending Tax Lien & Certificate Cases Referred to Magistrates (C)

The following chart is a display of the number of pending tax Judicial Foreclosure cases referred to the Magistrates on specific dates. The table below shows the number of pending tax Judicial Foreclosure cases in each year since 1990.

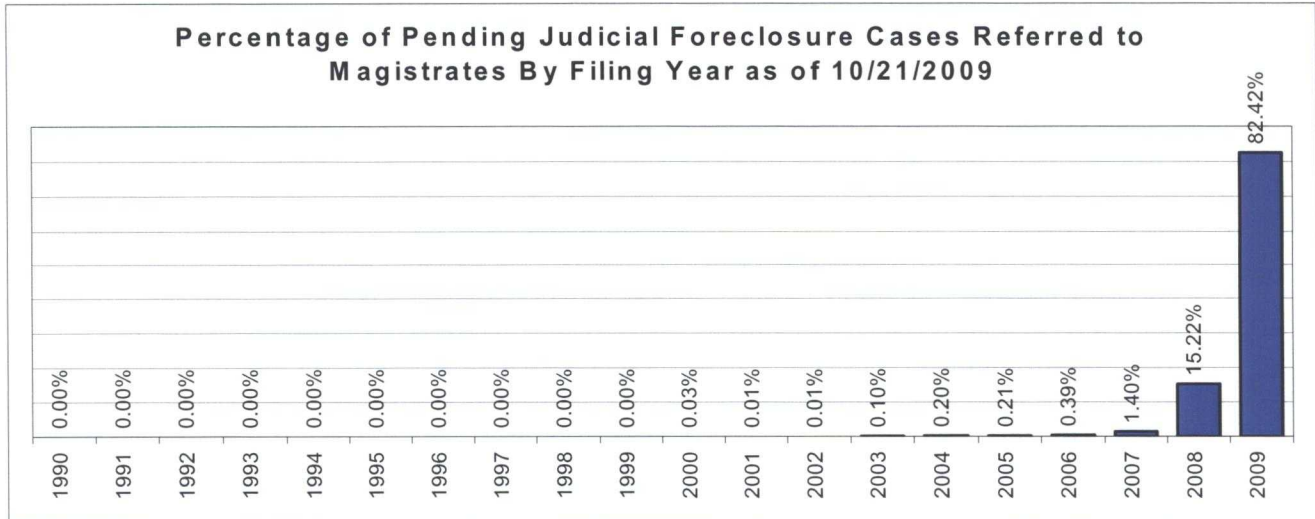


	As of:	2/10/2009	3/16/2009	4/10/2009	5/13/2009	6/9/2009	7/15/2009	8/12/2009	9/14/2009	10/21/2009			
Year													
1990		0	0	0	0	0	0	0	0	0			
1991		0	0	0	0	0	0	0	0	0			
1992		0	0	0	0	0	0	0	0	0			
1993		0	0	0	0	0	0	0	0	0			
1994		0	0	0	0	0	0	0	0	0			
1995		0	0	0	0	0	0	0	0	0			
1996		0	0	0	0	0	0	0	0	0			
1997		0	0	0	0	0	0	0	0	0			
1998		0	0	0	0	0	0	0	0	0			
1999		0	0	0	0	0	0	0	0	0			
2000		1	1	1	1	1	1	1	1	1			
2001		2	1	1	1	1	1	1	1	1			
2002		0	0	0	0	0	0	0	0	0			
2003		1	2	2	1	1	1	1	1	1			
2004		4	3	3	3	3	3	4	4	4			
2005		8	4	3	3	3	3	3	2	2			
2006		35	29	24	19	19	18	14	12	9			
2007		77	60	45	39	36	30	24	23	16			
2008		1244	1118	1027	922	839	697	586	464	369			
2009		82	177	250	381	727	1070	1169	1140	1183			
Total		1454	1395	1356	1370	1630	1824	1803	1648	1586			

CUYAHOGA COUNTY COMMON PLEAS COURT

Percentage of Pending Judicial Foreclosure Cases By Filing Year

The following chart is a representation of the total number of pending Judicial Foreclosure cases by filing year expressed as a percentage on a specific date. The table below is the supporting data for this chart.

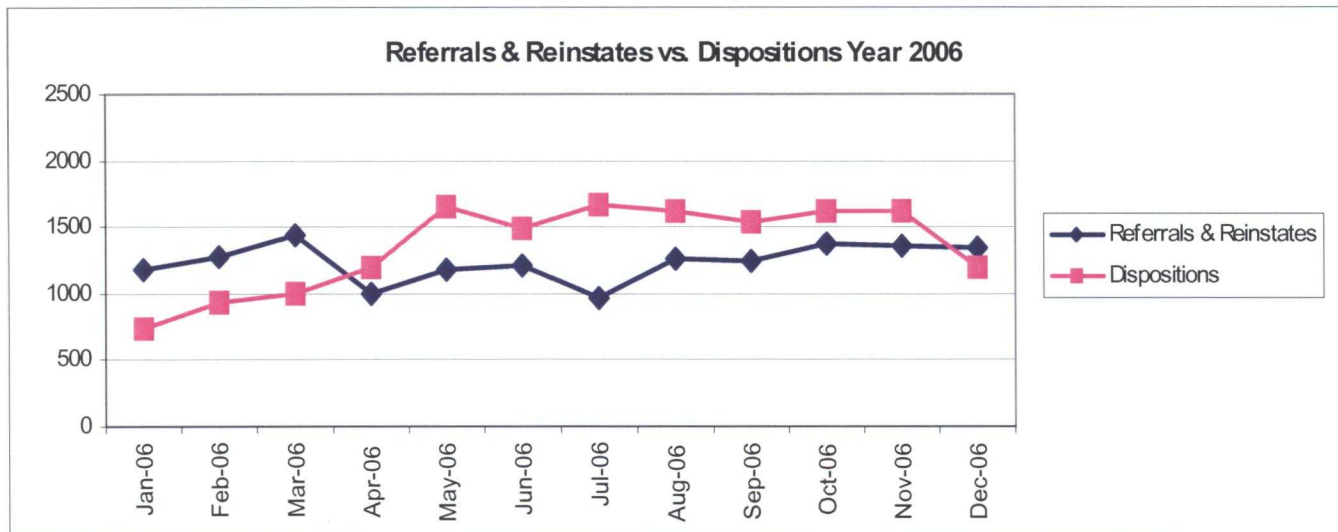


Year	As of:	10/21/2009	% of Total
1990		0	0.00%
1991		0	0.00%
1992		0	0.00%
1993		0	0.00%
1994		0	0.00%
1995		0	0.00%
1996		0	0.00%
1997		0	0.00%
1998		0	0.00%
1999		0	0.00%
2000		2	0.03%
2001		1	0.01%
2002		1	0.01%
2003		8	0.10%
2004		15	0.20%
2005		16	0.21%
2006		30	0.39%
2007		107	1.40%
2008		1162	15.22%
2009		6292	82.42%
Total		7634	100.00%

CUYAHOGA COUNTY COMMON PLEAS COURT

Judicial Foreclosure Clearance Rate Year 2006

The Clearance Rate is the number of outgoing cases as a percentage of the number of incoming cases. Clearance rate measures whether the court is keeping up with its incoming caseload. If cases are not disposed in a timely manner, a backlog of cases awaiting disposition will grow. A Clearance Rate of 100% indicates that at least as many cases as have been filed, reopened, or reactivated in a period have been disposed.

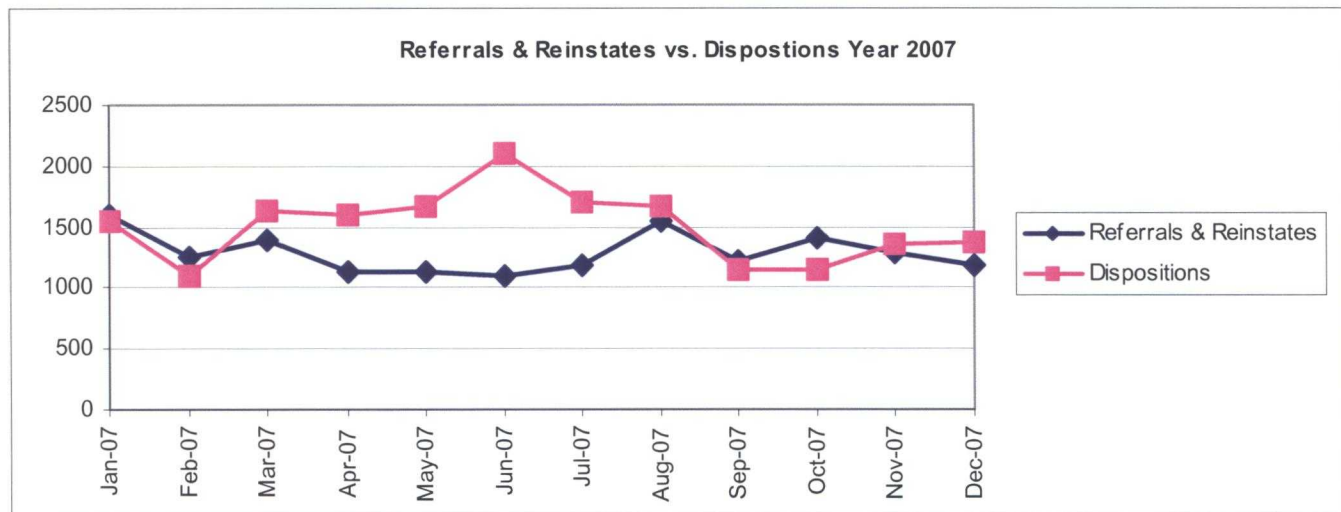


	Referrals & Reinstates	Dispositions	Clearance Rate
Jan-06	1173	743	63%
Feb-06	1275	933	73%
Mar-06	1439	996	69%
Apr-06	997	1198	120%
May-06	1173	1643	140%
Jun-06	1205	1482	123%
Jul-06	970	1669	172%
Aug-06	1252	1616	129%
Sep-06	1246	1537	123%
Oct-06	1367	1619	118%
Nov-06	1352	1624	120%
Dec-06	1343	1193	89%
Avg	1233	1354	112%
Total	14792	16253	

CUYAHOGA COUNTY COMMON PLEAS COURT

Judicial Foreclosure Clearance Rate Year 2007

The Clearance Rate is the number of outgoing cases as a percentage of the number of incoming cases. Clearance rate measures whether the court is keeping up with its incoming caseload. If cases are not disposed in a timely manner, a backlog of cases awaiting disposition will grow. A Clearance Rate of 100% indicates that at least as many cases as have been filed, reopened, or reactivated in a period have been disposed.

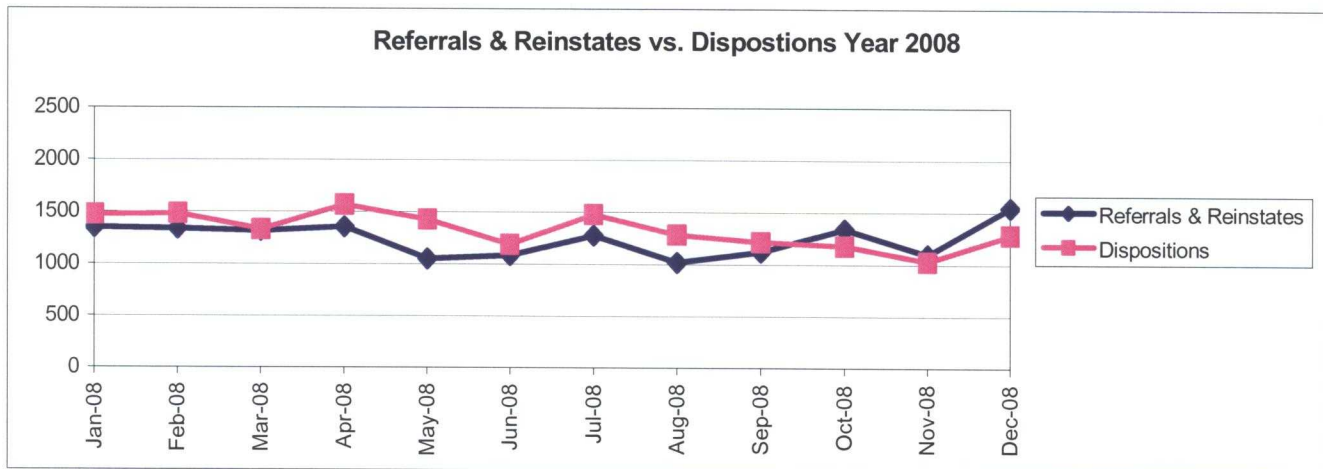


	Referrals & Reinstates	Dispositions	Clearance Rate
Jan-07	1591	1550	97%
Feb-07	1242	1095	88%
Mar-07	1393	1628	117%
Apr-07	1123	1592	142%
May-07	1126	1663	148%
Jun-07	1088	2109	194%
Jul-07	1187	1695	143%
Aug-07	1541	1666	108%
Sep-07	1222	1150	94%
Oct-07	1410	1138	81%
Nov-07	1280	1354	106%
Dec-07	1173	1365	116%
Avg	1281	1500	117%
Total	15376	18005	

CUYAHOGA COUNTY COMMON PLEAS COURT

Judicial Foreclosure Clearance Rate Year 2008

The Clearance Rate is the number of outgoing cases as a percentage of the number of incoming cases. Clearance rate measures whether the court is keeping up with its incoming caseload. If cases are not disposed in a timely manner, a backlog of cases awaiting disposition will grow. A Clearance Rate of 100% indicates that at least as many cases as have been filed, reopened, or reactivated in a period have been disposed.

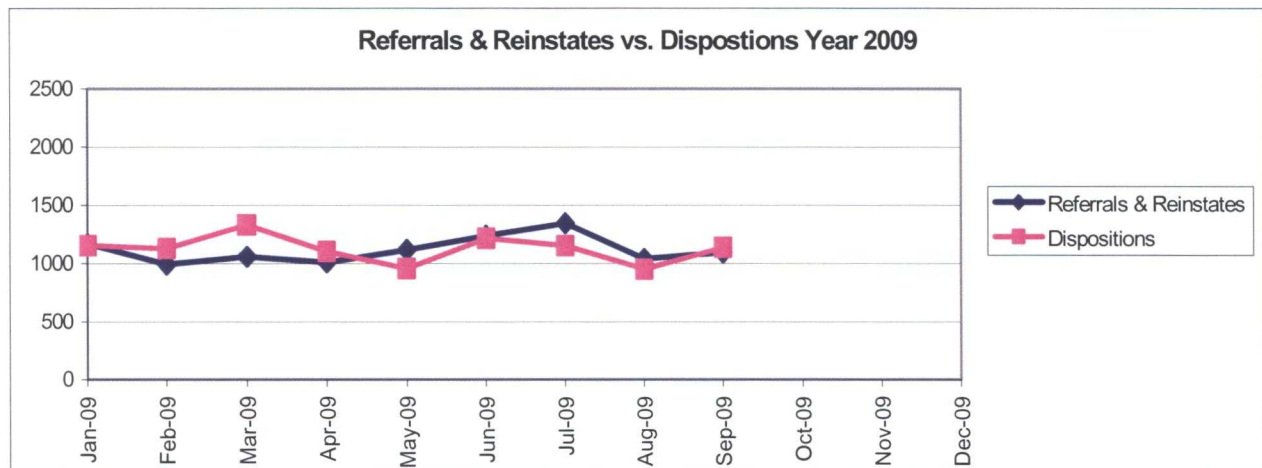
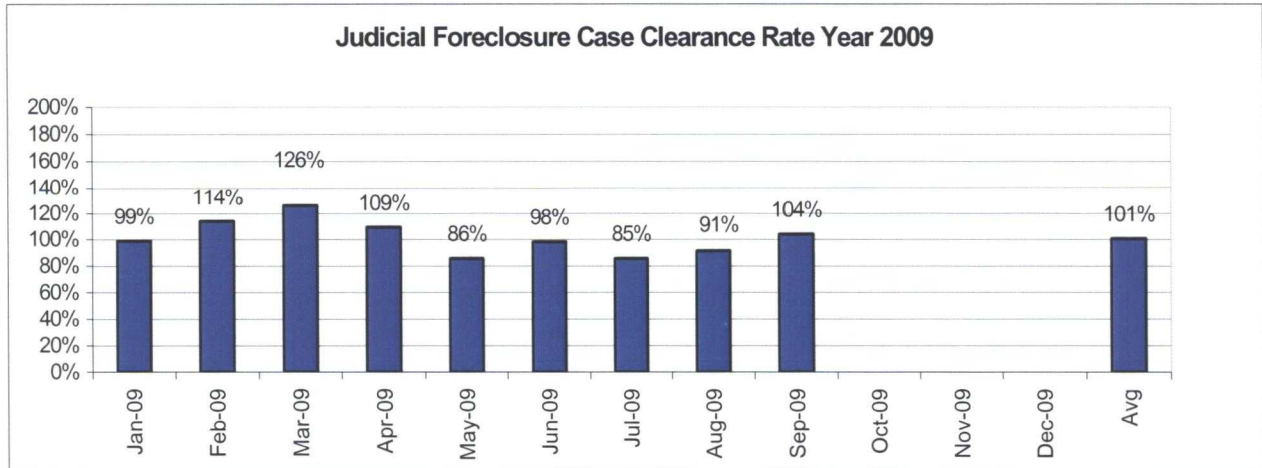


	Referrals & Reinstates	Dispositions	Clearance Rate
Jan-08	1346	1473	109%
Feb-08	1335	1483	111%
Mar-08	1317	1330	101%
Apr-08	1353	1567	116%
May-08	1048	1425	136%
Jun-08	1084	1188	110%
Jul-08	1276	1479	116%
Aug-08	1017	1283	126%
Sep-08	1121	1215	108%
Oct-08	1337	1177	88%
Nov-08	1093	1028	94%
Dec-08	1545	1282	83%
Avg	1239	1328	107%
Total	14872	15930	

CUYAHOGA COUNTY COMMON PLEAS COURT

Judicial Foreclosure Clearance Rate Year 2009

The Clearance Rate is the number of outgoing cases as a percentage of the number of incoming cases. Clearance rate measures whether the court is keeping up with its incoming caseload. If cases are not disposed in a timely manner, a backlog of cases awaiting disposition will grow. A Clearance Rate of 100% indicates that at least as many cases as have been filed, reopened, or reactivated in a period have been disposed.

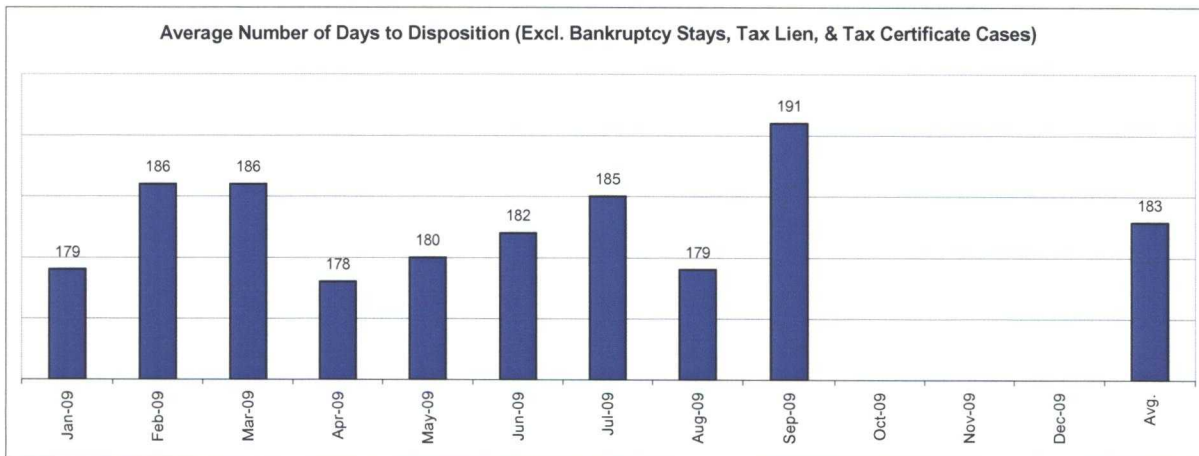
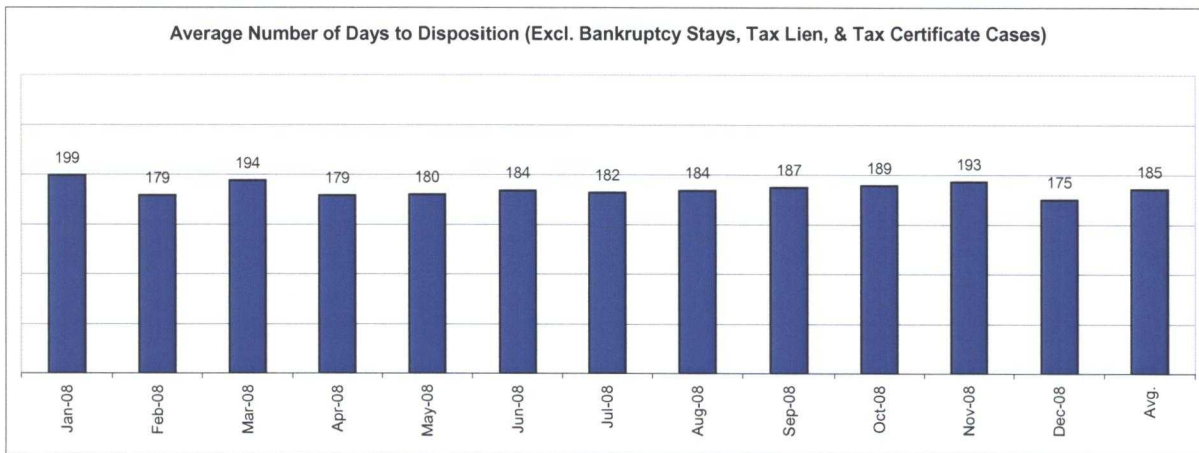
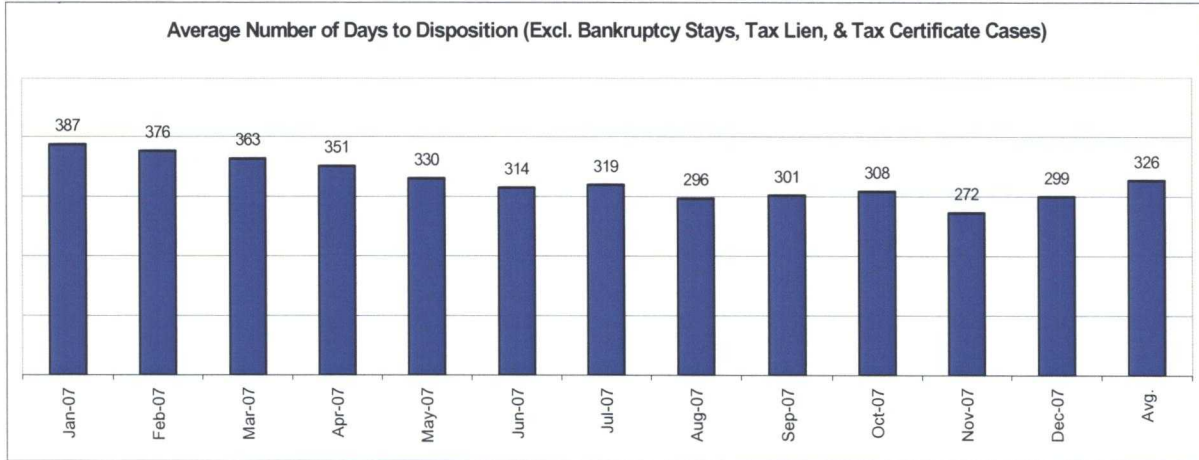


	Referrals & Reinstates	Dispositions	Clearance Rate
Jan-09	1167	1154	99%
Feb-09	991	1127	114%
Mar-09	1058	1331	126%
Apr-09	1010	1102	109%
May-09	1116	955	86%
Jun-09	1238	1214	98%
Jul-09	1345	1149	85%
Aug-09	1038	949	91%
Sep-09	1094	1136	104%
Oct-09			
Nov-09			
Dec-09			
Avg	1117	1124	101%
Total	10057	10117	

CUYAHOGA COUNTY COMMON PLEAS COURT

Avg. Number of Days to Disp. (Excl. Bank. Stays & Tax Lien & Tax Cert.)

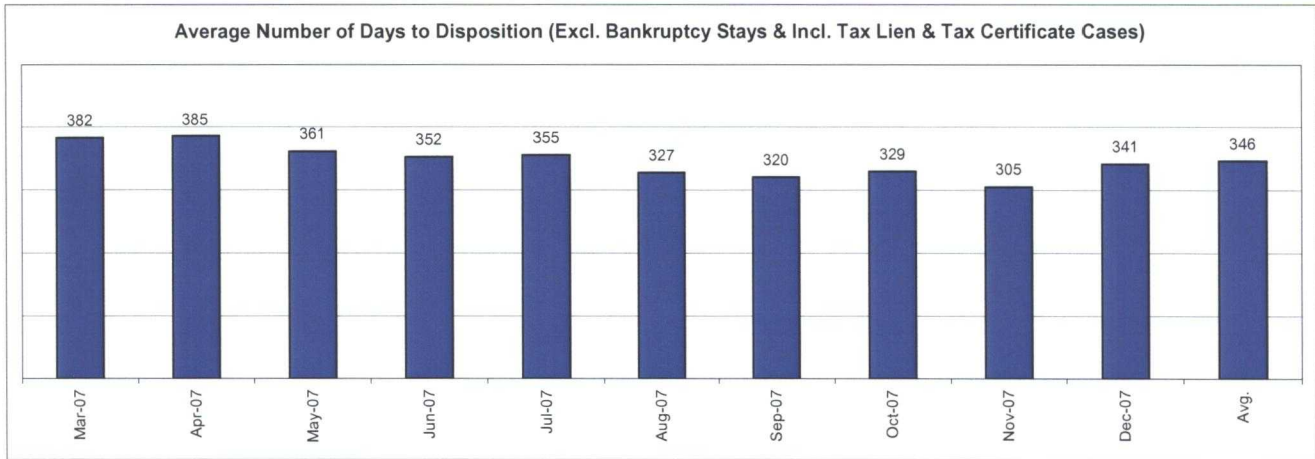
The average number of days to disposition is the number of days from filing to a final disposition entry being filed with the Clerk of Court. The data sample is based on all judicial foreclosure cases terminated by decree or dismissal (cases terminated by bankruptcy are not included) in a month. Each case is examined to determine the number of days between filing and termination with the periods that a case may have been in bankruptcy subtracted. Adding the total days of all of the cases minus bankruptcy periods and dividing by the total number of cases calculates the average. In the following chart, tax judicial foreclosure cases are excluded.



CUYAHOGA COUNTY COMMON PLEAS COURT

Avg. Number of Days to Disp. (Excl. Bank. Stays & Incl. Tax Lien & Tax Cert.)

The average number of days to disposition is the number of days from filing to a final disposition entry being filed with the Clerk of Court. The data sample is based on all Judicial Foreclosure cases terminated by decree or dismissal (cases terminated by bankruptcy are not included) in a month. Each case is examined to determine the number of days between filing and termination with the periods that a case may have been in bankruptcy subtracted. Adding the total days of all of the cases minus bankruptcy periods and dividing by the total number of cases calculates the average. In the following chart, all types of Judicial Foreclosure cases are included.

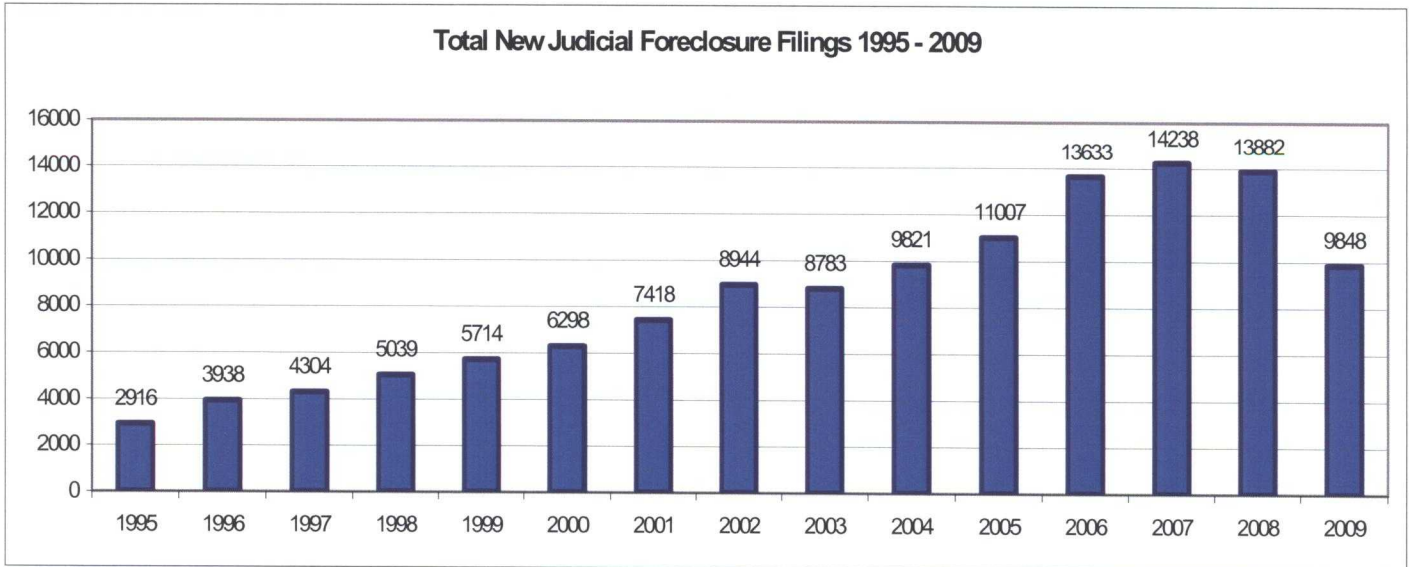


CUYAHOGA COUNTY COMMON PLEAS COURT

Total New Judicial Foreclosure Filings

The following charts are provided as a historical view of new judicial foreclosure filings.

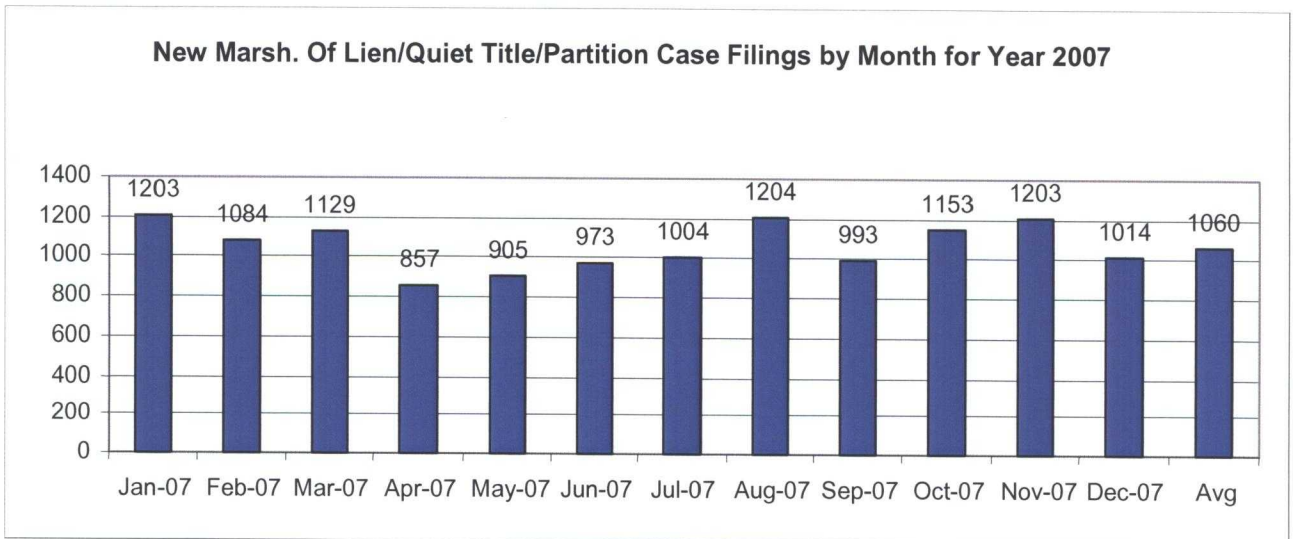
1. Total New Judicial Foreclosure Filings from 1995 – 2009
2. Total New Marsh of Lien/Quite Title/Partition Filings from 2007 – 2009 by Month
3. Total New Tax Lien & Tax Certificate Filings by Month for 2007 – 2009 by Month
4. Total New Judicial Foreclosure Filings from 2007 – 2009 by Month



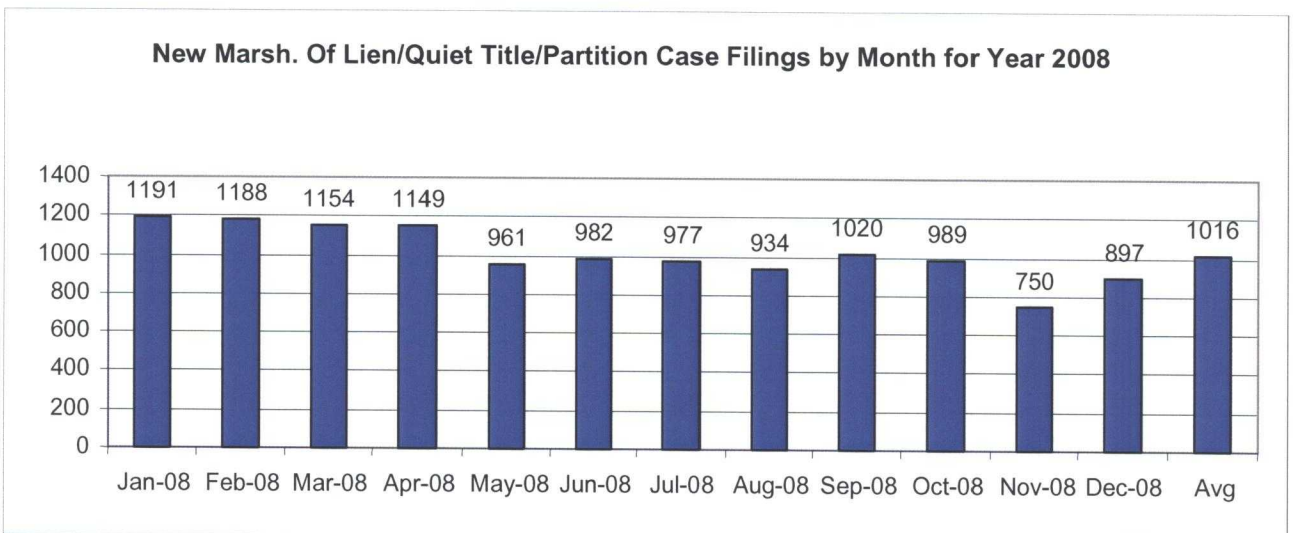
CUYAHOGA COUNTY COMMON PLEAS COURT

New Marsh. of Lien/Quiet Title/Partition Filings by Month for 2007 – 2009 YTD

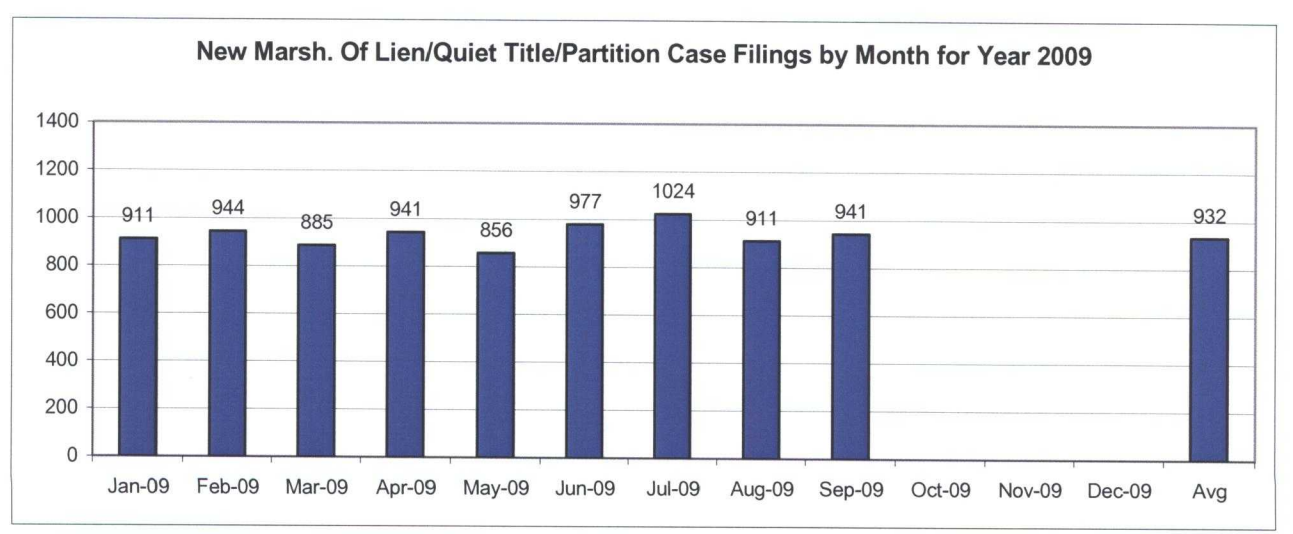
Month	# Filings
Jan-07	1203
Feb-07	1084
Mar-07	1129
Apr-07	857
May-07	905
Jun-07	973
Jul-07	1004
Aug-07	1204
Sep-07	993
Oct-07	1153
Nov-07	1203
Dec-07	1014
Avg	1060
Total	12722



Month	# Filings
Jan-08	1191
Feb-08	1188
Mar-08	1154
Apr-08	1149
May-08	961
Jun-08	982
Jul-08	977
Aug-08	934
Sep-08	1020
Oct-08	989
Nov-08	750
Dec-08	897
Avg	1016
Total	12192



Month	# Filings
Jan-09	911
Feb-09	944
Mar-09	885
Apr-09	941
May-09	856
Jun-09	977
Jul-09	1024
Aug-09	911
Sep-09	941
Oct-09	
Nov-09	
Dec-09	
Avg	932
Total	8390



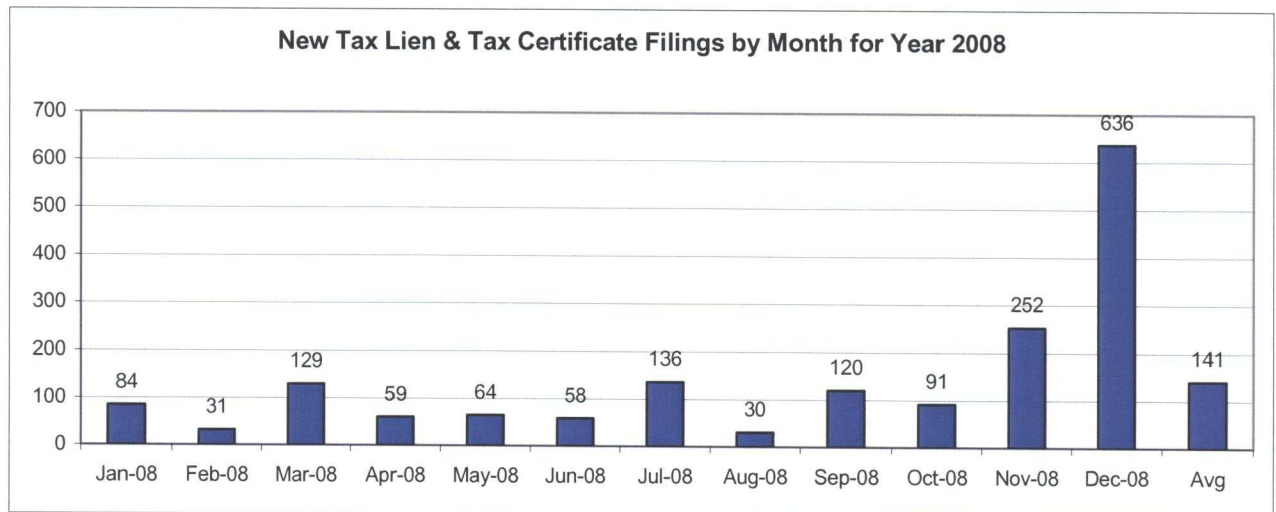
CUYAHOGA COUNTY COMMON PLEAS COURT

New Tax Lien & Certificate Filings by Month for Year 2007 – 2009 YTD

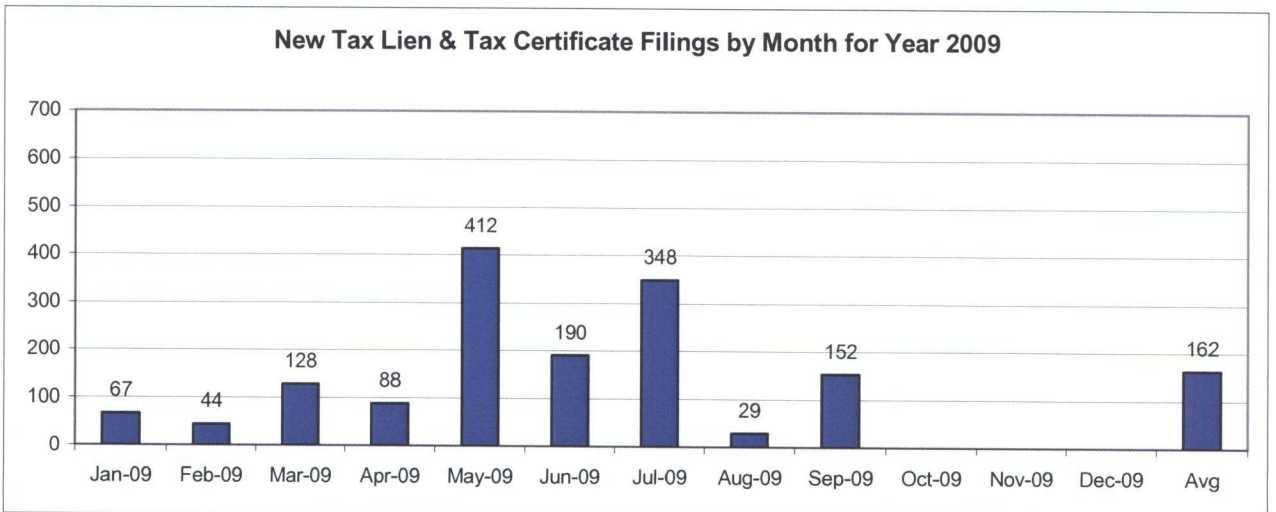
Month	# Filings
Jan-07	1203
Feb-07	1084
Mar-07	1129
Apr-07	857
May-07	905
Jun-07	973
Jul-07	1004
Aug-07	1204
Sep-07	993
Oct-07	1153
Nov-07	1203
Dec-07	1014
Avg	1060
Total	12722



Month	# Filings
Jan-08	84
Feb-08	31
Mar-08	129
Apr-08	59
May-08	64
Jun-08	58
Jul-08	136
Aug-08	30
Sep-08	120
Oct-08	91
Nov-08	252
Dec-08	636
Avg	141
Total	1690



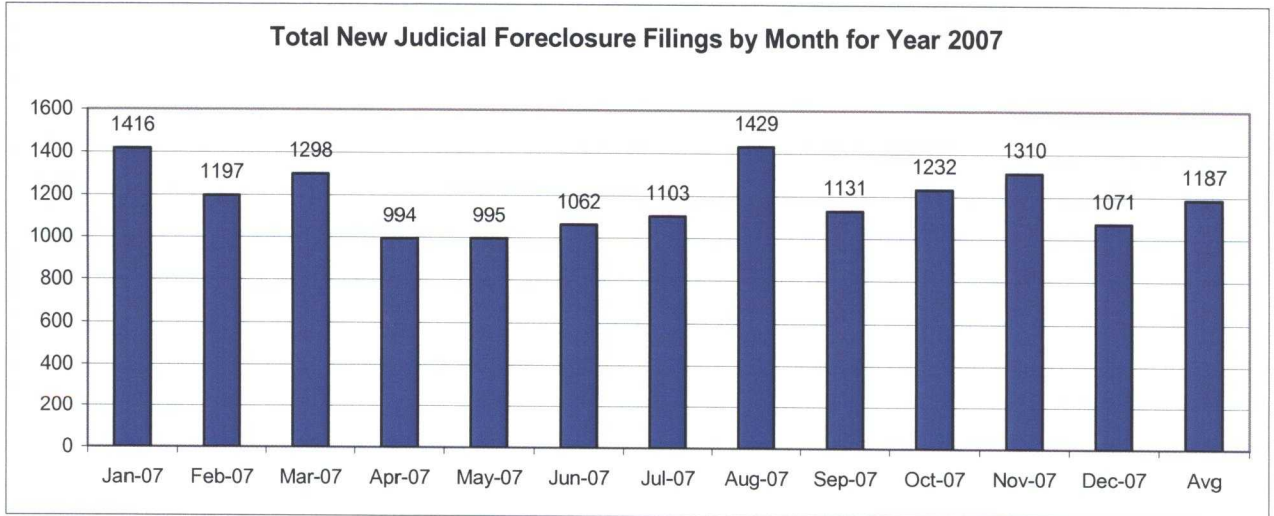
Month	# Filings
Jan-09	67
Feb-09	44
Mar-09	128
Apr-09	88
May-09	412
Jun-09	190
Jul-09	348
Aug-09	29
Sep-09	152
Oct-09	
Nov-09	
Dec-09	
Avg	162
Total	1458



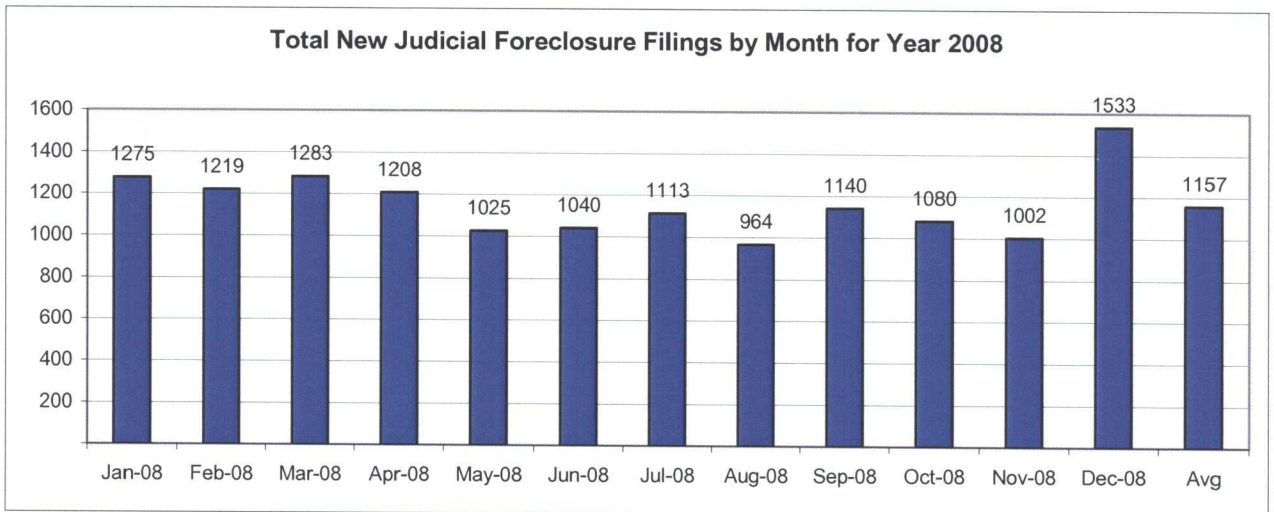
CUYAHOGA COUNTY COMMON PLEAS COURT

Total New Judicial Foreclosure Filings by Month for Year 2007 – 2009 YTD

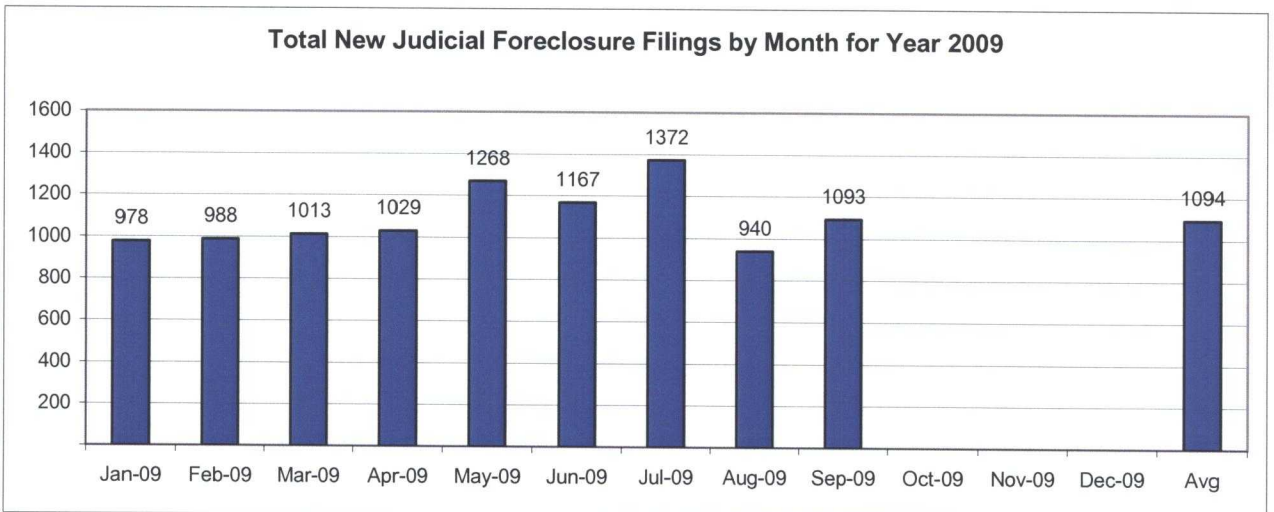
Month	# Filings
Jan-07	1416
Feb-07	1197
Mar-07	1298
Apr-07	994
May-07	995
Jun-07	1062
Jul-07	1103
Aug-07	1429
Sep-07	1131
Oct-07	1232
Nov-07	1310
Dec-07	1071
Avg	1187
Total	14238



Month	# Filings
Jan-08	1275
Feb-08	1219
Mar-08	1283
Apr-08	1208
May-08	1025
Jun-08	1040
Jul-08	1113
Aug-08	964
Sep-08	1140
Oct-08	1080
Nov-08	1002
Dec-08	1533
Avg	1157
Total	13882



Month	# Filings
Jan-09	978
Feb-09	988
Mar-09	1013
Apr-09	1029
May-09	1268
Jun-09	1167
Jul-09	1372
Aug-09	940
Sep-09	1093
Oct-09	
Nov-09	
Dec-09	
Avg	1094
Total	9848



Magistrate's Monthly Report

The Magistrates' Monthly Report consists of 5 reports. Below is a description of each.

Magistrate's Monthly Supplemental Journal Entry Report (R415)

Retrieves total number of supplemental entries and Decrees of Confirmation of Sheriff's sale created during a specific period. A supplemental entry is any journal created by a magistrate, which does not close out a case. For example, any magistrate's order (MG) setting a hearing, any journal entry (JE) ruling on a motion, journals confirming Sheriff's sales, etc.).

Magistrate's Full Disposition Count by Magistrate Report (R413)

Retrieves total number of cases disposed of during a specific period. The dispositions are grouped by Magistrate and then broken down by the type of disposition (i. e. Default, Dismissed with Prejudice, Dismissed without Prejudice, etc.) This report can be printed three different ways. Including tax cases (Full Dispositions), excluding tax cases (Non-Tax Dispositions), and Tax cases only (Tax Dispositions).

Magistrate's Monthly Cases Referred/Reinstated Report (R418)

Retrieves newly filed cases referred to the Magistrates Dept. and cases previously disposed by the Magistrates Dept. that are reinstated and re-referred to the magistrates. The cases are separated by Tax (filing code 1465; Tax Judicial Foreclosure & 1466; Tax Certificate Judicial Foreclosure) and Non-Tax (1460; Judicial Foreclosure Marsh. Of Lien, 1480; Partition, 1470; Quiet Title, misc. (i. e. 1391; Contract Other, etc.).

Magistrate's Monthly Hearing Totals Report (R3146)

Retrieves total number of hearings held during one month. The hearings are grouped by Magistrate and then broken down by what type hearing was held (i. e. Default, Pretrial, etc.).

Magistrate's Monthly Case Load Report (R3147)

Retrieves individual caseload totals for individual magistrates during a specific period. The cases are grouped by magistrate and then broken down by case type (i. e. tax judicial foreclosure, tax certificate judicial foreclosure and non-tax judicial foreclosure).

CUYAHOGA COUNTY COURT OF COMMON PLEAS

DATE: 10/14/2009
TIME: 2:40 PM

OFFICE OF THE MAGISTRATES
MAGISTRATE'S MONTHLY SUPPLEMENTALS BY CASE
REPORTING PERIOD: SEPTEMBER 2009

PAGE: 1
CMSR415D

SUPPLEMENTALS

BUCHA	363
AUGUSTYN	306
CUTHBERT	404
JACKSON	324
GONZALEZ	324
DYKE	267
BAKER	497
OLSZTYN	517
WEISS	229
HIPPLEY	306
VOZAR	343
LUCAS	290
KLEIN	479
GAUNTNER	390
UNACCOUNTED FOR	0

TOTAL 5039

CONFIRMATIONS

TOTAL 363

CUYAHOGA COUNTY COURT OF COMMON PLEAS

OFFICE OF THE MAGISTRATES

Full Disposition Count by Magistrate

REPORTING PERIOD: FROM 09/01/2009 TO 09/30/2009

DATE: 10/14/2009

TIME: 2:43 PM

PAGE: 1

CMSR413

MagID	Dispose Type	Tax Cert.	Tax Treas.	Total		
KCA					Decrees	660
	Bank	0	0	2	Defaults	464
	Def	0	0	29	Other	196
	Dism	0	0	35	Court Trial	0
	Ref. Vacate	0	0	0	Dismissals	423
	Court Trial	0	0	0	Bankruptcy	53
	Other	0	0	11	Ref. Vacated	0
	<u>MAG'S TOTAL</u>	<u>0</u>	<u>0</u>	<u>77</u>	Grand Total	1136
GDB						
	Bank	0	0	8		
	Def	0	0	61		
	Dism	0	0	32		
	Ref. Vacate	0	0	0		
	Court Trial	0	0	0		
	Other	0	0	4		
	<u>MAG'S TOTAL</u>	<u>0</u>	<u>0</u>	<u>105</u>		
SMB						
	Bank	0	0	5		
	Def	0	0	16		
	Dism	0	0	26		
	Ref. Vacate	0	0	0		
	Court Trial	0	0	0		
	Other	0	0	5		
	<u>MAG'S TOTAL</u>	<u>0</u>	<u>0</u>	<u>52</u>		
ARC						
	Bank	0	0	6		
	Def	0	0	42		
	Dism	0	0	37		
	Ref. Vacate	0	0	0		
	Court Trial	0	0	0		
	Other	0	0	5		
	<u>MAG'S TOTAL</u>	<u>0</u>	<u>0</u>	<u>90</u>		
JTD						
	Bank	1	0	5		
	Def	1	0	27		
	Dism	1	0	35		
	Ref. Vacate	0	0	0		
	Court Trial	0	0	0		
	Other	0	3	9		
	<u>MAG'S TOTAL</u>	<u>3</u>	<u>3</u>	<u>76</u>		
TMG						
	Bank	0	0	4		
	Def	0	0	27		
	Dism	0	0	21		
	Ref. Vacate	0	0	0		
	Court Trial	0	0	0		
	Other	0	0	8		
	<u>MAG'S TOTAL</u>	<u>0</u>	<u>0</u>	<u>60</u>		
TG						
	Bank	0	0	3		
	Def	0	0	28		
	Dism	0	0	23		
	Ref. Vacate	0	0	0		
	Court Trial	0	0	0		
	Other	0	0	5		
	<u>MAG'S TOTAL</u>	<u>0</u>	<u>0</u>	<u>59</u>		
KH						
	Bank	0	0	5		
	Def	0	0	37		
	Dism	0	0	29		

DATE: 10/14/2009

TIME: 2:43 PM

CUYAHOGA COUNTY COURT OF COMMON PLEAS

OFFICE OF THE MAGISTRATES

Full Disposition Count by Magistrate

REPORTING PERIOD: FROM 09/01/2009 TO 09/30/2009

PAGE: 2

CMSR413

MagID	Dispose Type	Tax Cert.	Tax Treas.	Total
	Ref. Vacate	0	0	0
	Court Trial	0	0	0
	Other	0	0	6
	<u>MAG'S TOTAL</u>	<u>0</u>	<u>0</u>	<u>77</u>
<hr/>				
JLJ	Bank	0	0	6
	Def	0	0	61
	Dism	0	0	39
	Ref. Vacate	0	0	0
	Court Trial	0	0	0
	Other	0	0	12
	<u>MAG'S TOTAL</u>	<u>0</u>	<u>0</u>	<u>118</u>
<hr/>				
MK	Bank	0	0	4
	Def	0	0	45
	Dism	0	0	26
	Ref. Vacate	0	0	0
	Court Trial	0	0	0
	Other	0	0	3
	<u>MAG'S TOTAL</u>	<u>0</u>	<u>0</u>	<u>78</u>
<hr/>				
PL	Bank	0	0	0
	Def	20	0	20
	Dism	9	4	13
	Ref. Vacate	0	0	0
	Court Trial	0	0	0
	Other	4	73	77
	<u>MAG'S TOTAL</u>	<u>33</u>	<u>77</u>	<u>110</u>
<hr/>				
CEO	Bank	0	0	2
	Def	0	0	33
	Dism	0	0	38
	Ref. Vacate	0	0	0
	Court Trial	0	0	0
	Other	0	0	7
	<u>MAG'S TOTAL</u>	<u>0</u>	<u>0</u>	<u>80</u>
<hr/>				
TJV	Bank	0	0	1
	Def	0	0	37
	Dism	0	0	23
	Ref. Vacate	0	0	0
	Court Trial	0	0	0
	Other	0	4	8
	<u>MAG'S TOTAL</u>	<u>0</u>	<u>4</u>	<u>69</u>
<hr/>				
CW	Bank	1	1	2
	Def	1	0	1
	Dism	35	11	46
	Ref. Vacate	0	0	0
	Court Trial	0	0	0
	Other	1	34	36
	<u>MAG'S TOTAL</u>	<u>38</u>	<u>46</u>	<u>85</u>

CUYAHOGA COUNTY COURT OF COMMON PLEAS

DATE: 10/14/2009
 TIME: 02:43 PM

OFFICE OF THE MAGISTRATES
 MAGISTRATE'S MONTHLY REF/REIN CASES
 FROM 09/01/2009 TO 09/30/2009

CMSR418

MAGISTRATE	NEW REFERRALS				REINSTATED			
	Tax Treas.	Tax Cert.	Non-Tax	Total	Tax Treas.	Tax Cert.	Non-Tax	Total
<u>AUGUSTYN/KEVIN/C</u>	0	0	57	57	0	0	2	2
<u>BAKER/GAIL/D</u>	0	0	91	91	0	0	7	7
<u>BUCHA/STEPHEN/M</u>	0	0	45	45	0	0	6	6
<u>CUTHBERT/AMY/R</u>	0	0	76	76	0	0	6	6
<u>DYKE/JOHN/T</u>	3	1	89	93	0	0	9	9
<u>GAUNTNER/TIMOTHY/M</u>	0	0	53	53	0	0	11	11
<u>GONZALEZ/TRACEY/</u>	0	0	68	68	0	0	7	7
<u>HIPPLEY/KEVIN/</u>	0	0	79	79	0	0	3	3
<u>JACKSON/JIM/L</u>	0	0	75	75	0	0	14	14
<u>KLEIN/MONICA/</u>	0	0	79	79	0	0	5	5
<u>LUCAS/PAUL/</u>	31	38	0	69	0	0	0	0
<u>OLSZTYN/CHRISTOPHER/E</u>	0	0	89	89	0	0	11	11
<u>VOZAR/THOMAS/J</u>	2	4	58	64	0	0	4	4
<u>WEISS/CAROL/</u>	28	42	0	70	0	1	0	1
<u>TOTAL</u>	64	85	859	1008	0	1	85	86
<u>COMBINED TOTAL</u>				1094				

CUYAHOGA COUNTY COURT OF COMMON PLEAS

OFFICE OF THE MAGISTRATES

MAG MONTHLY HEARING TOTALS

Reporting Period: September 2009

DATE: 10/14/2009

TIME: 02:43 PM

PAGE: 2

CMSR3146

TOTAL:	63
LUCAS	
Default Hearings	1
Tax Hearings	32
Pretrials	19
<hr/>	
TOTAL:	52
OLSZTYN	
Default Hearings	54
Tax Hearings	0
Pretrials	13
<hr/>	
TOTAL:	67
VOZAR	
Default Hearings	58
Tax Hearings	2
Pretrials	9
<hr/>	
TOTAL:	69
WEISS	
Default Hearings	16
Tax Hearings	26
Pretrials	6
<hr/>	
TOTAL:	48

CUYAHOGA COUNTY COURT OF COMMON PLEAS

DATE: 10/14/2009
 TIME: 2:44 PM

Office of the Magistrates
 Magistrate's Monthly Case Load
 MONTH: SEPTEMBER 2009

PAGE: 1
 CMSR3147

Magistrate Name	Non Tax Total	Tax Cert.	Tax Treas.	Total Tax	Total Cases
AUGUSTYN	293	0	0	0	293
BAKER	471	0	0	0	471
BUCHA	358	0	0	0	358
CUTHBERT	540	0	0	0	540
DYKE	393	15	22	37	430
GAUNTNER	357	0	0	0	357
GONZALEZ	503	0	0	0	503
HIPPLEY	673	0	0	0	673
JACKSON	588	0	0	0	588
KLEIN	554	0	0	0	554
LUCAS	7	360	523	883	890
OLSZTYN	495	0	0	0	495
VOZAR	538	20	28	48	586
WEISS	1	295	427	722	723
Non Tax Total:	5771	Cert.Tax Total: 690	Tax Treas. Total: 1000	Total Tax: 1690	Total Cases: 7461

CUYAHOGA COUNTY COMMON PLEAS COURT

Report CMSR1062 - Judicial Foreclosure Statistics by Judge

Report CMSR1062 provides a list of judicial foreclosure case activity for each Judge. The report identifies how many cases were pending at the beginning of the period. The new cases filed and cases that were transferred in or reactivated are added to the number pending at the beginning of the period. It then shows the type and number of terminations for the period. The total terminations are subtracted from the total pending which provides the pending at the end of the period.

CUYAHOGA COUNTY COURT OF COMMON PLEAS

DATE: 10/14/2009
 TIME: 02:39 PM

Foreclosure Statistics by Judge
 Reporting Period: September 2009

PAGE: 1
 CMSR1062

Judge							
AMBROSE, DICK							
	Pending at Beg of Period		New Cases Filed		Cases Transferred In / Reactivated		Total
	227		38		11		276
Terminations							
	Bankruptcy	Default	RefVacated	Court Trial	Dismiss	Other	Total
	0	13	0	0	17	9	39
	Total Pending at End of Period						237
BURNSIDE, JANET R							
	Pending at Beg of Period		New Cases Filed		Cases Transferred In / Reactivated		Total
	269		27		12		308
Terminations							
	Bankruptcy	Default	RefVacated	Court Trial	Dismiss	Other	Total
	2	11	0	0	13	7	33
	Total Pending at End of Period						275
CALABRESE, DEENA R							
	Pending at Beg of Period		New Cases Filed		Cases Transferred In / Reactivated		Total
	280		32		2		314
Terminations							
	Bankruptcy	Default	RefVacated	Court Trial	Dismiss	Other	Total
	0	18	0	0	14	8	40
	Total Pending at End of Period						274
CORRIGAN, BRIAN J							
	Pending at Beg of Period		New Cases Filed		Cases Transferred In / Reactivated		Total
	207		0		5		212
Terminations							
	Bankruptcy	Default	RefVacated	Court Trial	Dismiss	Other	Total
	0	16	0	0	10	6	32
	Total Pending at End of Period						180
CORRIGAN, PETER J							
	Pending at Beg of Period		New Cases Filed		Cases Transferred In / Reactivated		Total
	224		39		6		269
Terminations							
	Bankruptcy	Default	RefVacated	Court Trial	Dismiss	Other	Total
	1	14	0	0	15	8	38
	Total Pending at End of Period						231
DONNELLY, MICHAEL P							
	Pending at Beg of Period		New Cases Filed		Cases Transferred In / Reactivated		Total
	266		38		6		310
Terminations							
	Bankruptcy	Default	RefVacated	Court Trial	Dismiss	Other	Total
	1	22	0	0	11	8	42
	Total Pending at End of Period						268
FRIEDLAND, CAROLYN B							
	Pending at Beg of Period		New Cases Filed		Cases Transferred In / Reactivated		Total
	196		35		6		237
Terminations							
	Bankruptcy	Default	RefVacated	Court Trial	Dismiss	Other	Total
	1	6	0	0	10	11	28
	Total Pending at End of Period						209
FRIEDMAN, STUART A							

CUYAHOGA COUNTY COURT OF COMMON PLEAS

DATE: 10/14/2009
TIME: 02:39 PM

Foreclosure Statistics by Judge
Reporting Period: September 2009

PAGE: 2
CMSR1062

Judge							
	Pending at Beg of Period	New Cases Filed		Cases Transferred In / Reactivated			Total
	300		39		2		341
Terminations							
	Bankruptcy	Default	RefVacated	Court Trial	Dismiss	Other	Total
	3	9	0	0	8	8	28
	Total Pending at End of Period						313
FUERST, NANCY A							
	Pending at Beg of Period	New Cases Filed		Cases Transferred In / Reactivated			Total
	254		26		3		283
Terminations							
	Bankruptcy	Default	RefVacated	Court Trial	Dismiss	Other	Total
	1	12	0	0	11	8	32
	Total Pending at End of Period						251
GALLAGHER, EILEEN A							
	Pending at Beg of Period	New Cases Filed		Cases Transferred In / Reactivated			Total
	200		30		3		233
Terminations							
	Bankruptcy	Default	RefVacated	Court Trial	Dismiss	Other	Total
	1	15	0	0	17	15	48
	Total Pending at End of Period						185
GALLAGHER, EILEEN T							
	Pending at Beg of Period	New Cases Filed		Cases Transferred In / Reactivated			Total
	225		34		19		278
Terminations							
	Bankruptcy	Default	RefVacated	Court Trial	Dismiss	Other	Total
	2	11	0	0	11	20	44
	Total Pending at End of Period						234
GALLAGHER, HOLLIE L							
	Pending at Beg of Period	New Cases Filed		Cases Transferred In / Reactivated			Total
	216		33		7		256
Terminations							
	Bankruptcy	Default	RefVacated	Court Trial	Dismiss	Other	Total
	1	9	0	0	13	8	31
	Total Pending at End of Period						225
GAUL, DANIEL							
	Pending at Beg of Period	New Cases Filed		Cases Transferred In / Reactivated			Total
	266		24		4		294
Terminations							
	Bankruptcy	Default	RefVacated	Court Trial	Dismiss	Other	Total
	1	14	0	0	7	14	36
	Total Pending at End of Period						258
MASON, LANCE T							
	Pending at Beg of Period	New Cases Filed		Cases Transferred In / Reactivated			Total
	261		37		9		307
Terminations							
	Bankruptcy	Default	RefVacated	Court Trial	Dismiss	Other	Total
	4	19	0	0	14	7	44
	Total Pending at End of Period						263
MATIA, DAVID T							

CUYAHOGA COUNTY COURT OF COMMON PLEAS

DATE: 10/14/2009
TIME: 02:39 PM

Foreclosure Statistics by Judge
Reporting Period: September 2009

PAGE: 3
CMSR1062

Judge							
	Pending at Beg of Period		New Cases Filed		Cases Transferred In / Reactivated		Total
	228		44		7		279
Terminations	Bankruptcy	Default	RefVacated	Court Trial	Dismiss	Other	Total
	4	22	0	0	10	8	44
	Total Pending at End of Period						235
MCCAFFERTY, BRIDGET M							
	Pending at Beg of Period		New Cases Filed		Cases Transferred In / Reactivated		Total
	196		30		5		231
Terminations	Bankruptcy	Default	RefVacated	Court Trial	Dismiss	Other	Total
	3	22	0	0	16	11	52
	Total Pending at End of Period						179
MCCORMICK, TIMOTHY							
	Pending at Beg of Period		New Cases Filed		Cases Transferred In / Reactivated		Total
	225		35		4		264
Terminations	Bankruptcy	Default	RefVacated	Court Trial	Dismiss	Other	Total
	1	15	0	0	20	11	47
	Total Pending at End of Period						217
MCDONNELL, NANCY R							
	Pending at Beg of Period		New Cases Filed		Cases Transferred In / Reactivated		Total
	46		14		0		60
Terminations	Bankruptcy	Default	RefVacated	Court Trial	Dismiss	Other	Total
	0	4	0	0	1	2	7
	Total Pending at End of Period						53
MCGINTY, TIMOTHY J							
	Pending at Beg of Period		New Cases Filed		Cases Transferred In / Reactivated		Total
	232		31		20		283
Terminations	Bankruptcy	Default	RefVacated	Court Trial	Dismiss	Other	Total
	3	8	0	0	15	24	50
	Total Pending at End of Period						233
MCMONAGLE, RICHARD J							
	Pending at Beg of Period		New Cases Filed		Cases Transferred In / Reactivated		Total
	218		33		6		257
Terminations	Bankruptcy	Default	RefVacated	Court Trial	Dismiss	Other	Total
	3	14	0	0	4	5	26
	Total Pending at End of Period						231
MCMONAGLE, TIMOTHY E							
	Pending at Beg of Period		New Cases Filed		Cases Transferred In / Reactivated		Total
	236		42		5		283
Terminations	Bankruptcy	Default	RefVacated	Court Trial	Dismiss	Other	Total
	3	9	0	0	11	9	32
	Total Pending at End of Period						251
O'DONNELL, JOHN P							

CUYAHOGA COUNTY COURT OF COMMON PLEAS

DATE: 10/14/2009
TIME: 02:39 PM

Foreclosure Statistics by Judge
Reporting Period: September 2009

PAGE: 4
CMSR1062

Judge							
	Pending at Beg of Period		New Cases Filed		Cases Transferred In / Reactivated		Total
	210		21		4		235
Terminations							
	Bankruptcy	Default	RefVacated	Court Trial	Dismiss	Other	Total
	0	12	0	0	9	7	28
	Total Pending at End of Period						207
RUSSO, JOHN J							
	Pending at Beg of Period		New Cases Filed		Cases Transferred In / Reactivated		Total
	226		26		9		261
Terminations							
	Bankruptcy	Default	RefVacated	Court Trial	Dismiss	Other	Total
	1	10	0	0	8	11	30
	Total Pending at End of Period						231
RUSSO, JOSEPH D							
	Pending at Beg of Period		New Cases Filed		Cases Transferred In / Reactivated		Total
	210		35		5		250
Terminations							
	Bankruptcy	Default	RefVacated	Court Trial	Dismiss	Other	Total
	2	13	0	0	21	4	40
	Total Pending at End of Period						210
RUSSO, MICHAEL J							
	Pending at Beg of Period		New Cases Filed		Cases Transferred In / Reactivated		Total
	243		33		5		281
Terminations							
	Bankruptcy	Default	RefVacated	Court Trial	Dismiss	Other	Total
	2	19	0	0	11	8	40
	Total Pending at End of Period						241
RUSSO, NANCY MARGARET							
	Pending at Beg of Period		New Cases Filed		Cases Transferred In / Reactivated		Total
	144		36		6		186
Terminations							
	Bankruptcy	Default	RefVacated	Court Trial	Dismiss	Other	Total
	2	17	0	0	16	8	43
	Total Pending at End of Period						143
SAFFOLD, SHIRLEY STRICKI							
	Pending at Beg of Period		New Cases Filed		Cases Transferred In / Reactivated		Total
	237		39		4		280
Terminations							
	Bankruptcy	Default	RefVacated	Court Trial	Dismiss	Other	Total
	1	19	0	0	11	8	39
	Total Pending at End of Period						241
SHEEHAN, BRENDAN J							
	Pending at Beg of Period		New Cases Filed		Cases Transferred In / Reactivated		Total
	237		34		7		278
Terminations							
	Bankruptcy	Default	RefVacated	Court Trial	Dismiss	Other	Total
	0	14	0	0	13	15	42
	Total Pending at End of Period						236
SUSTER, RONALD							

CUYAHOGA COUNTY COURT OF COMMON PLEAS

DATE: 10/14/2009
 TIME: 02:39 PM

Foreclosure Statistics by Judge
 Reporting Period: September 2009

PAGE: 5
 CMSR1062

Judge							
	Pending at Beg of Period		New Cases Filed		Cases Transferred In / Reactivated		Total
	229		37		4		270
Terminations							
	Bankruptcy	Default	RefVacated	Court Trial	Dismiss	Other	Total
	0	6	0	0	8	7	21
	Total Pending at End of Period						249
	Pending at Beg of Period		New Cases Filed		Cases Transferred In / Reactivated		Total
	286		35		0		321
Terminations							
	Bankruptcy	Default	RefVacated	Court Trial	Dismiss	Other	Total
	1	7	0	0	15	11	34
	Total Pending at End of Period						287
	Pending at Beg of Period		New Cases Filed		Cases Transferred In / Reactivated		Total
	193		41		7		241
Terminations							
	Bankruptcy	Default	RefVacated	Court Trial	Dismiss	Other	Total
	3	5	0	0	20	6	34
	Total Pending at End of Period						207
	Pending at Beg of Period		New Cases Filed		Cases Transferred In / Reactivated		Total
	248		25		4		277
Terminations							
	Bankruptcy	Default	RefVacated	Court Trial	Dismiss	Other	Total
	0	13	0	0	16	13	42
	Total Pending at End of Period						235
	Pending at Beg of Period		New Cases Filed		Cases Transferred In / Reactivated		Total
	232		34		9		275
Terminations							
	Bankruptcy	Default	RefVacated	Court Trial	Dismiss	Other	Total
	4	16	0	0	17	10	47
	Total Pending at End of Period						228
	Pending at Beg of Period		New Cases Filed		Cases Transferred In / Reactivated		Total
	276		36		13		325
Terminations							
	Bankruptcy	Default	RefVacated	Court Trial	Dismiss	Other	Total
	2	30	0	0	12	11	55
	Total Pending at End of Period						270

Monthly Summary

MONTHLY SUMMARY

September 2009

NAME	PEND	ASSIGNED			TRIALS						DISP	PENDING				+ -
		CV	CR	TOT	JURY			COURT				CV	FR	CR	TOT	
					CV	CR	TOT	CV	CR	TOT		CV	FR	CR	TOT	
Dick Ambrose	674	96	27	123	1	1	2	1	0	1	163	292	237	105	634	+ 40
Janet R. Burnside	765	98	43	141	1	1	2	1	2	3	141	331	278	156	765	0
Deena R. Calabrese	773	90	17	107	0	0	0	0	0	0	135	316	274	155	745	+ 28
Brian J. Corrigan	702	6	26	32	0	0	0	0	1	1	110	283	179	162	624	+ 78
Peter J. Corrigan	672	94	45	139	0	3	3	0	0	0	150	308	251	102	661	+ 11
Michael P. Donnelly	704	96	52	148	0	1	1	0	0	0	128	317	278	129	724	- 20
Carolyn B. Friedland	722	93	38	131	0	0	0	1	1	2	121	359	223	150	732	- 10
Stuart A. Friedman	820	92	47	139	1	0	1	0	0	0	127	315	324	193	832	- 12
Nancy A. Fuerst	665	86	33	119	0	0	0	0	0	0	148	285	250	101	636	+ 29
Eileen A. Gallagher	700	78	36	114	1	0	1	1	0	1	154	351	226	83	660	+ 40
Eileen T. Gallagher	664	104	39	143	0	3	3	0	0	0	138	285	237	147	669	- 5
Hollie L. Gallagher	616	101	43	144	0	1	1	0	3	3	119	307	227	107	641	- 25
Daniel Gaul	842	92	94	186	1	0	1	1	0	1	162	364	281	221	866	- 24
Lance T. Mason	738	94	28	122	0	1	1	0	0	0	147	319	274	120	713	+ 25
David T. Matia	631	95	52	147	0	0	0	0	0	0	114	300	235	129	664	- 33
Bridget M. McCafferty	399	90	19	109	0	2	2	0	0	0	131	156	146	75	377	+ 22
Timothy McCormick	684	88	45	133	1	1	2	0	0	0	164	299	218	136	653	+ 31
Nancy R. McDonnell	143	34	5	39	1	0	1	0	0	0	26	88	61	7	156	- 13
Timothy J. McGinty	570	108	31	139	1	3	4	1	1	2	153	261	233	62	556	+ 14
Richard J. McMonagle	766	89	48	137	0	0	0	0	0	0	167	378	239	119	736	+ 30
Timothy E. McMonagle	689	91	39	130	0	0	0	0	2	2	106	327	250	136	713	- 24
John P. O'Donnell	613	89	39	128	0	1	1	0	0	0	117	300	209	115	624	- 11
John J. Russo	606	98	43	141	0	0	0	0	1	1	120	316	231	80	627	- 21
Joseph D. Russo	738	101	40	141	0	1	1	2	2	4	177	315	210	177	702	+ 36
Michael J. Russo	659	91	34	125	0	2	2	0	0	0	150	277	241	116	634	+ 25
Nancy Margaret Russo	460	96	44	140	1	0	1	0	1	1	136	242	163	59	464	- 4
Shirley Strickland Saffold	688	91	50	141	0	2	2	0	0	0	133	279	242	175	696	- 8
Brendan J. Sheehan	604	94	57	151	1	0	1	1	2	3	158	293	183	121	597	+ 7
Ronald Suster	788	92	58	150	1	0	1	0	0	0	128	321	250	239	810	- 22
John D. Sutula	861	86	39	125	0	2	2	3	0	3	132	358	286	210	854	+ 7
Kathleen Ann Sutula	614	99	44	143	0	1	1	0	2	2	129	287	207	134	628	- 14
Joan Synenberg	814	86	42	128	0	1	1	0	1	1	138	424	263	117	804	+ 10
Steven J. Terry	771	97	51	148	0	2	2	0	1	1	136	374	231	178	783	- 12
José A. Villanueva	742	99	41	140	0	1	1	0	2	2	171	326	294	91	711	+ 31
TOTALS	22897	3034	1389	4423	11	30	41	12	22	34	4629	10353	7931	4407	22691	+ 206

Year to Date Summary

SUMMARY FOR THE COURT

January - September 2009

NAME	PEND	ASSIGNED			TRIALS						DISP	PENDING				+ -
		CV	CR	TOT	JURY			COURT				CV	FR	CR	TOT	
Dick Ambrose	717	859	407	1266	5	16	21	4	9	13	1349	292	237	105	634	+ 83
Janet R. Burnside	683	857	390	1247	2	15	17	3	13	16	1165	331	278	156	765	- 82
Deena R. Calabrese	762	881	454	1335	5	10	15	1	5	6	1352	316	274	155	745	+ 17
Brian J. Corrigan	885	594	316	910	10	5	15	1	12	13	1171	283	179	162	624	+ 261
Peter J. Corrigan	675	841	377	1218	6	17	23	1	0	1	1232	308	251	102	661	+ 14
Michael P. Donnelly	719	844	413	1257	4	12	16	2	4	6	1252	317	278	129	724	- 5
Carolyn B. Friedland	740	855	379	1234	2	10	12	1	13	14	1242	359	223	150	732	+ 8
Stuart A. Friedman	851	855	421	1276	5	8	13	0	12	12	1295	315	324	193	832	+ 19
Nancy A. Fuerst	710	831	402	1233	4	9	13	1	3	4	1307	285	250	101	636	+ 74
Eileen A. Gallagher	729	843	349	1192	2	4	6	5	8	13	1261	351	226	83	660	+ 69
Eileen T. Gallagher	711	928	371	1299	6	12	18	1	3	4	1341	285	237	147	669	+ 42
Hollie L. Gallagher	650	853	281	1134	3	13	16	1	5	6	1143	307	227	107	641	+ 9
Daniel Gaul	913	841	472	1313	5	6	11	2	3	5	1360	364	281	221	866	+ 47
Lance T. Mason	819	831	371	1202	2	16	18	1	6	7	1308	319	274	120	713	+ 106
David T. Matia	676	843	389	1232	1	8	9	1	4	5	1244	300	235	129	664	+ 12
Bridget M. McCafferty	399	834	315	1149	4	21	25	2	2	4	1171	156	146	75	377	+ 22
Timothy McCormick	728	819	387	1206	7	9	16	1	15	16	1281	299	218	136	653	+ 75
Nancy R. McDonnell	172	202	57	259	1	5	6	0	0	0	275	88	61	7	156	+ 16
Timothy J. McGinty	552	927	332	1259	4	19	23	3	1	4	1255	261	233	62	556	- 4
Richard J. McMonagle	776	820	376	1196	1	6	7	0	5	5	1236	378	239	119	736	+ 40
Timothy E. McMonagle	698	844	373	1217	10	9	19	1	7	8	1202	327	250	136	713	- 15
John P. O'Donnell	610	821	307	1128	5	18	23	11	3	14	1114	300	209	115	624	- 14
John J. Russo	605	844	408	1252	5	11	16	2	8	10	1230	316	231	80	627	- 22
Joseph D. Russo	853	870	414	1284	4	8	12	5	11	16	1435	315	210	177	702	+ 151
Michael J. Russo	652	848	370	1218	3	14	17	2	3	5	1236	277	241	116	634	+ 18
Nancy Margaret Russo	450	865	345	1210	4	4	8	1	11	12	1196	242	163	59	464	- 14
Shirley Strickland Saffold	726	836	379	1215	5	13	18	0	2	2	1245	279	242	175	696	+ 30
Brendan J. Sheehan	759	867	368	1235	7	22	29	3	14	17	1397	293	183	121	597	+ 162
Ronald Suster	712	840	428	1268	4	4	8	1	14	15	1170	321	250	239	810	- 98
John D. Sutula	899	821	465	1286	4	19	23	14	15	29	1331	358	286	210	854	+ 45
Kathleen Ann Sutula	603	853	338	1191	2	25	27	1	9	10	1166	287	207	134	628	- 25
Joan Synenberg	837	834	342	1176	1	8	9	0	8	8	1209	424	263	117	804	+ 33
Steven J. Terry	865	853	384	1237	2	14	16	0	5	5	1319	374	231	178	783	+ 82
José A. Villanueva	868	858	341	1199	2	8	10	0	6	6	1356	326	294	91	711	+ 157
TOTALS	24004	28012	12521	40533	137	398	535	72	239	311	41846	10353	7931	4407	22691	+ 1313

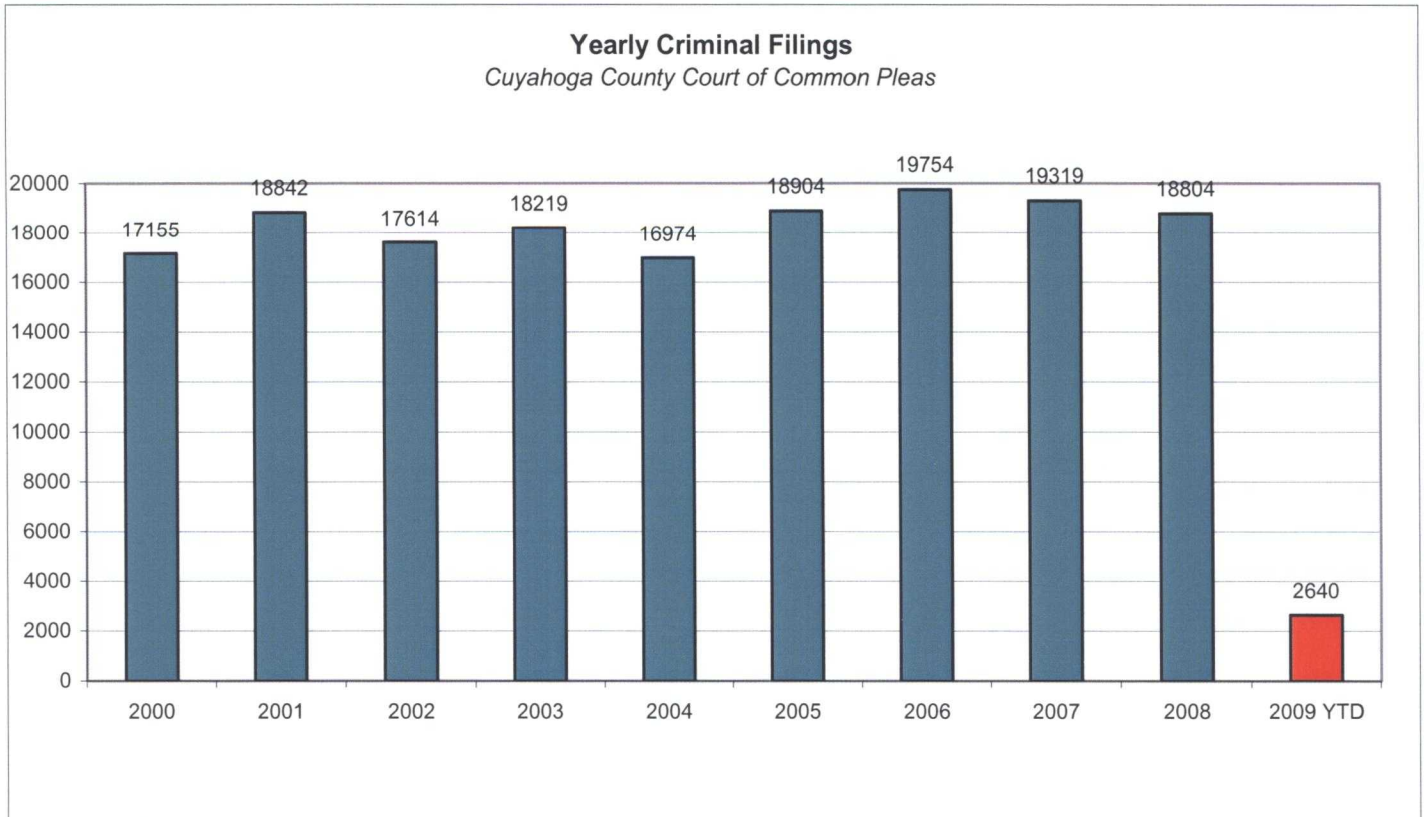
Corrections/Adjustments

CUYAHOGA COUNTY COMMON PLEAS COURT

Corrections / Adjustments

There was an error in the *Yearly Criminal Filings* statistics for the month of February 2009.

The following chart reflects the corrected number.



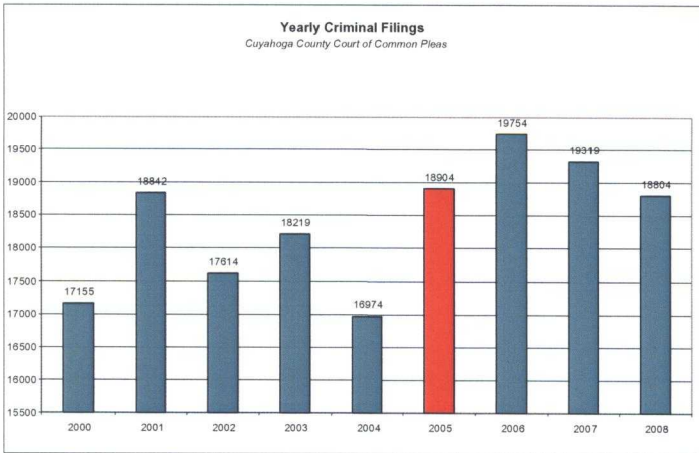
CUYAHOGA COUNTY COMMON PLEAS COURT

Corrections / Adjustments

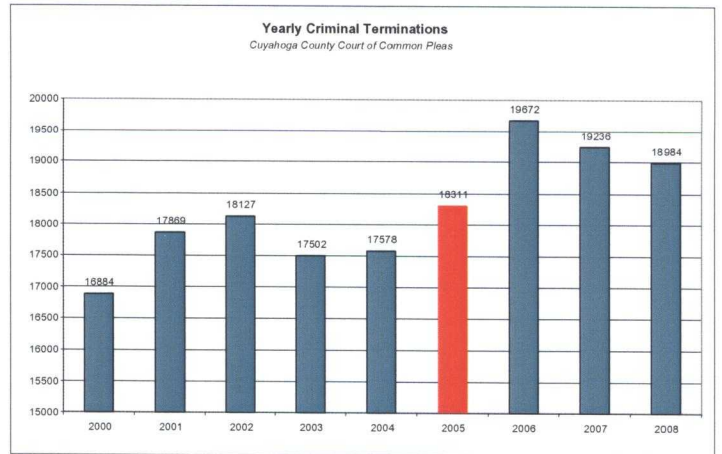
There was an error in the Yearly Criminal Filings, Yearly Criminal Terminations, Pending Criminal Cases End of Period, and Clearance Rate statistics for the year 2005.

The following charts reflect the corrected numbers.

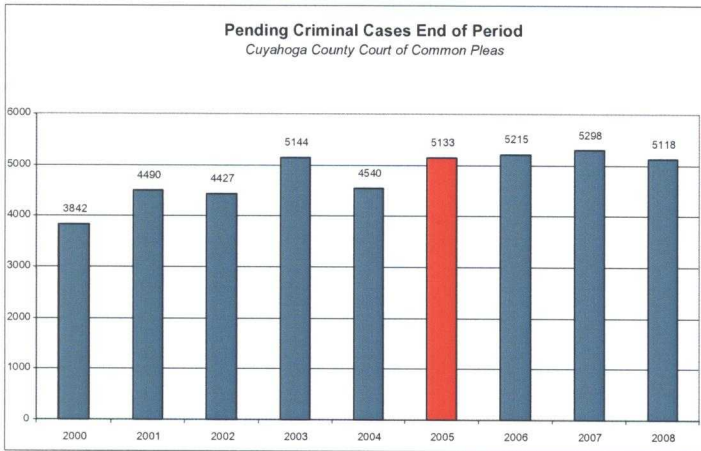
Yearly Criminal Filings



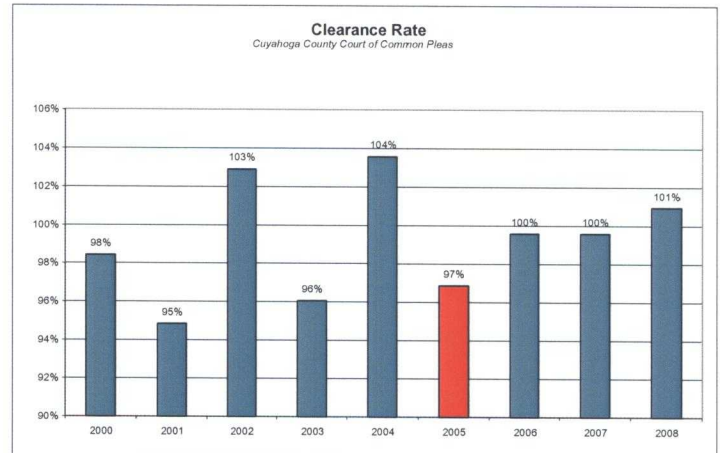
Yearly Criminal Terminations



Pending Criminal Cases End of Period



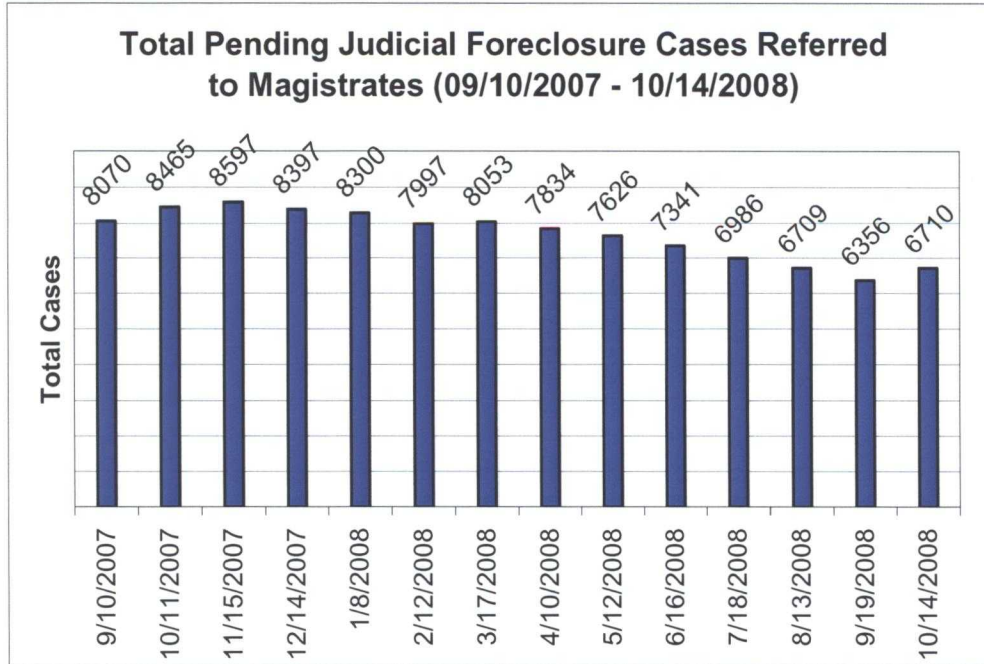
Clearance Rate



CUYAHOGA COUNTY COMMON PLEAS COURT

Corrections / Adjustments

There was an error in the *Total Pending Judicial Foreclosure Cases Referred to Magistrates* for the Month of September 2008. Active cases that were referred to Foreclosure Mediation were erroneously excluded from the total. Below are the corrected charts.



	As of:	9/10/2007	10/11/2007	11/15/2007	12/14/2007	1/8/2008	2/12/2008	3/17/2008	4/10/2008	5/12/2008	6/16/2008	7/18/2008	8/13/2008	9/19/2008	10/14/2008
Year															
1990		0	0	0	0	0	0	0	0	0	0	0	0	0	0
1991		0	0	0	0	0	0	0	0	0	0	0	0	0	0
1992		0	0	0	0	0	0	0	0	0	0	0	0	0	0
1993		1	1	1	1	0	0	0	0	0	0	0	0	0	0
1994		1	1	1	1	0	0	0	0	0	0	0	0	0	0
1995		0	0	0	0	0	0	0	0	0	0	0	0	0	0
1996		0	0	0	0	0	0	0	0	0	0	0	0	0	0
1997		0	0	0	0	0	0	0	0	0	0	0	0	0	0
1998		1	1	1	1	0	0	0	0	0	0	0	0	0	0
1999		0	0	0	0	0	0	0	0	0	0	0	0	0	0
2000		1	1	1	2	2	2	2	2	0	0	0	0	0	0
2001		11	12	12	12	10	8	7	6	4	4	4	5	4	5
2002		48	51	47	45	37	34	22	21	20	18	15	14	9	9
2003		87	82	84	70	65	56	48	40	35	22	19	16	15	12
2004		174	160	163	144	134	111	90	80	74	58	53	47	35	29
2005		359	338	311	282	252	225	160	136	116	89	76	72	52	49
2006		1534	1341	1120	907	786	607	513	431	363	299	254	224	192	180
2007		5853	6477	6856	6932	6899	5504	4468	3533	2685	1975	1479	1183	903	830
2009						115	1450	2743	3585	4329	4876	5086	5148	5146	5596
Total		8070	8465	8597	8397	8300	7997	8053	7834	7626	7341	6986	6709	6356	6710

CUYAHOGA COUNTY COMMON PLEAS COURT

Corrections / Adjustments

There was an error in the *Yearly Criminal Filings* and *Clearance Rate* statistics for the Months of May and June 2008.

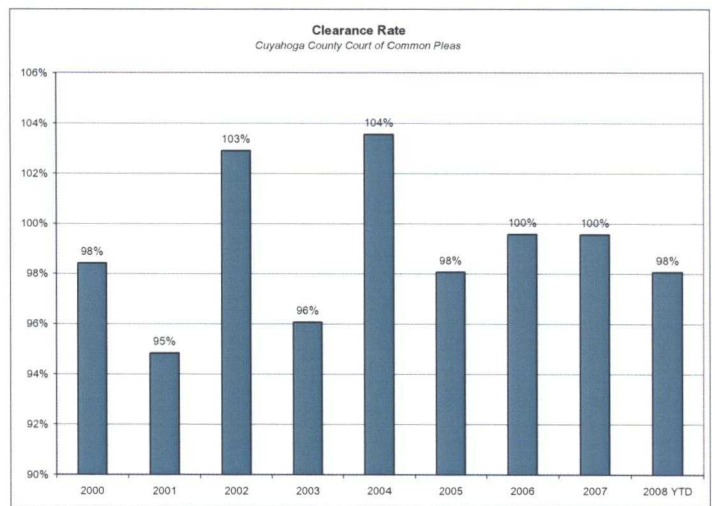
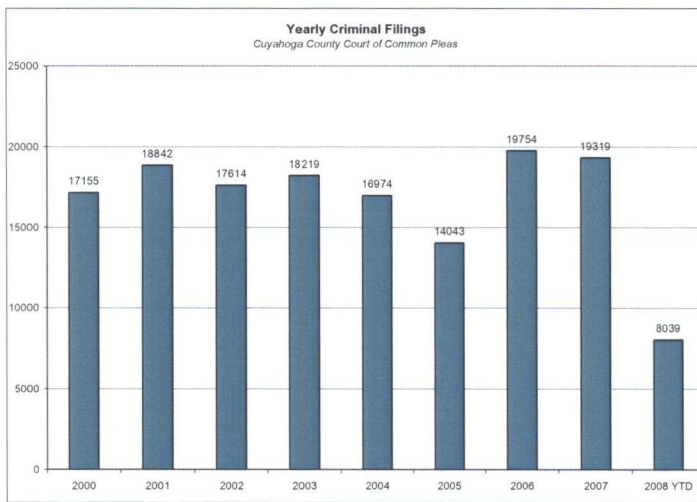
Criminal cases that were transferred in, reactivated or re-designated were not included in the calculation for *Yearly Criminal Filings* total. Consequently, the *Clearance Rate* was affected as well.

The following charts reflect the corrected numbers.

MAY 2008

Newly Filed, Re-Activated And Transferred In Cases

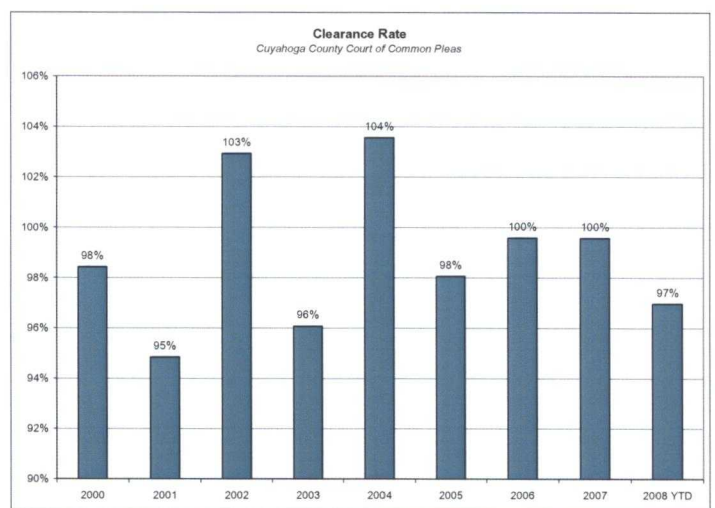
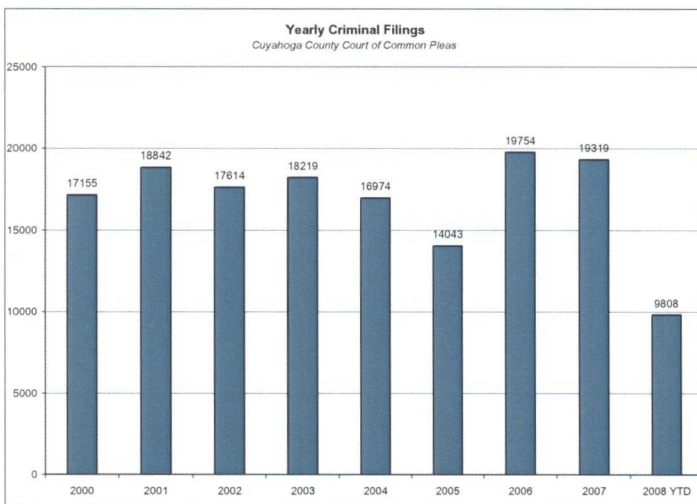
Clearance Rate



JUNE 2008

Newly Filed, Re-Activated And Transferred In Cases

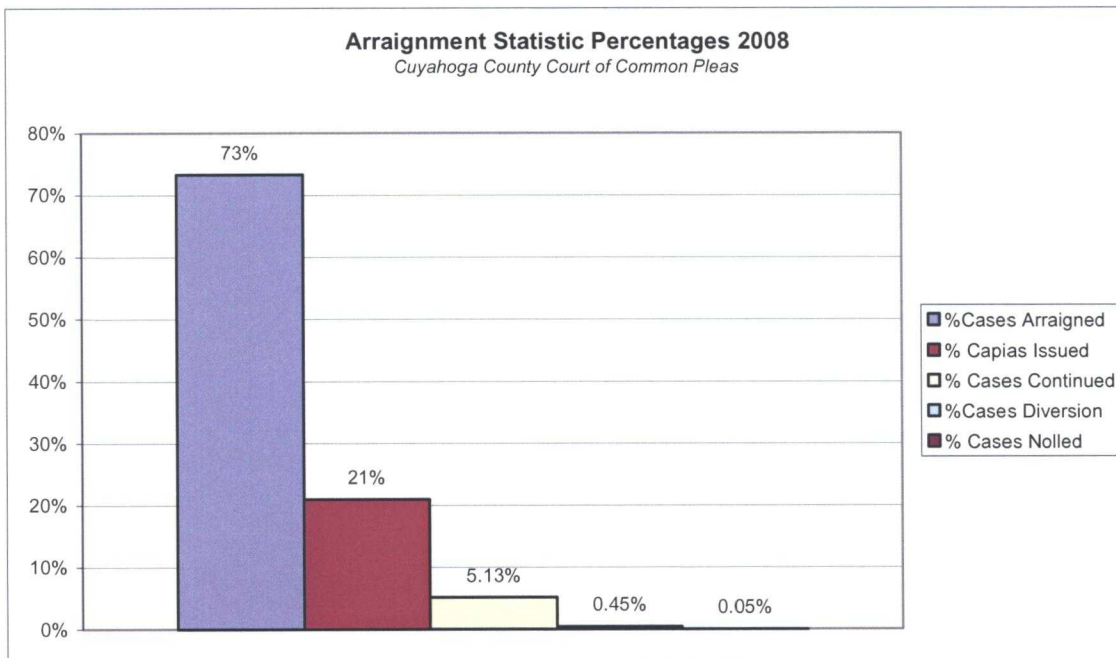
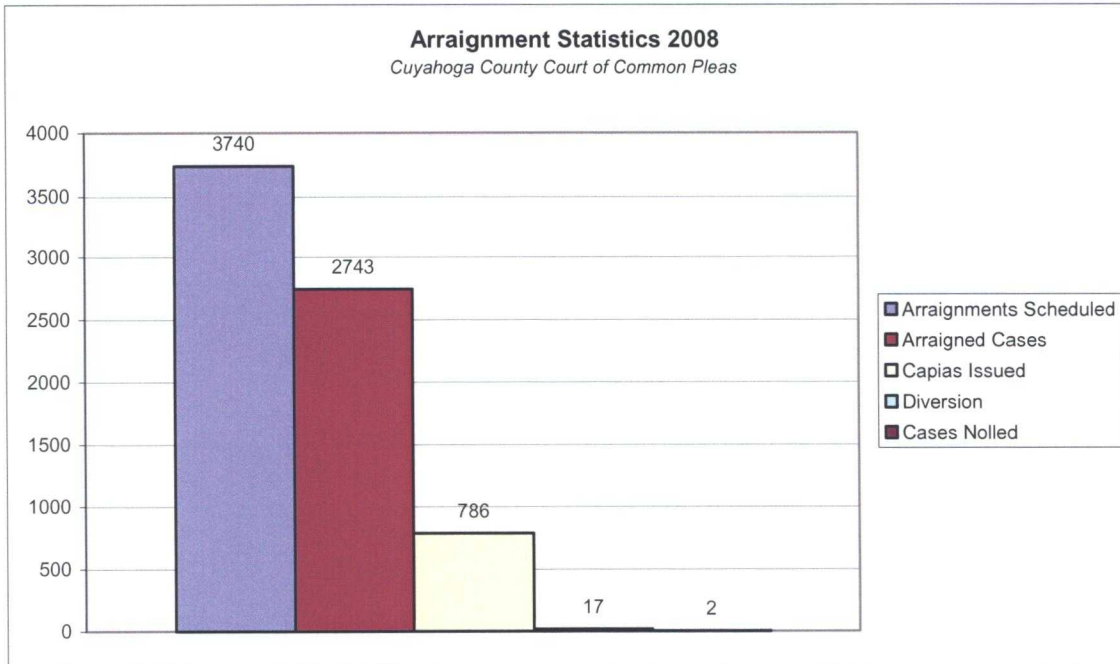
Clearance Rate



CUYAHOGA COUNTY COMMON PLEAS COURT

Corrections / Adjustments

There was an error in the *Arrestment Statistics* reported March 2008. Month to date figures were entered instead of year to date figures. The corrected charts below reflect year to date figures for March 2008.



CUYAHOGA COUNTY COMMON PLEAS COURT

Corrections / Adjustments

There was an error in the data reported on page 20 of the Statistics Report for January 2007. The error existed in the Total field of the chart for New Tax Judicial Foreclosure Filings by Month for Year 2007.

The chart on the left reflects the **error**. The chart on the right reflects the **correction**.

Month	# Filings	Month	# Filings
Jan-07	213	Jan-07	213
Feb-07	113	Feb-07	113
Mar-07	169	Mar-07	169
Apr-07	137	Apr-07	137
May-07	90	May-07	90
Jun-07	89	Jun-07	89
Jul-07	99	Jul-07	99
Aug-07	225	Aug-07	225
Sep-07	138	Sep-07	138
Oct-07	79	Oct-07	79
Nov-07	107	Nov-07	107
Dec-07	57	Dec-07	57
Avg	126	Avg	126
Total	1459	Total	1516

The graph is correct. It does not show a yearly total so it was not impacted by the error.

