



***Statistics Report
December 2009***

***Nancy R. McDonnell
Administrative and Presiding Judge***

CUYAHOGA COUNTY COMMON PLEAS COURT

TABLE OF CONTENTS

Criminal Statistics

<i>Newly Filed, Re-Activated And Transferred In Cases</i> _____	4
<i>Yearly Criminal Terminations</i> _____	5
<i>Pending Criminal Cases End of Period</i> _____	6
<i>Clearance Rate</i> _____	7
<i>Arrest to Disposition Timeline</i> _____	8
<i>Average Arrest to Disposition Timeline (Jail Cases)</i> _____	9
<i>Average Arrest to Disposition Timeline (Non-Jail Cases)</i> _____	10
<i>Average Arrest to Disposition Timeline (Jail and Non-Jail Cases)</i> _____	11
<i>Yearly Average Arrest to Disposition Timeline</i> _____	12
<i>Arraignment Statistics</i> _____	13

Foreclosure Statistics

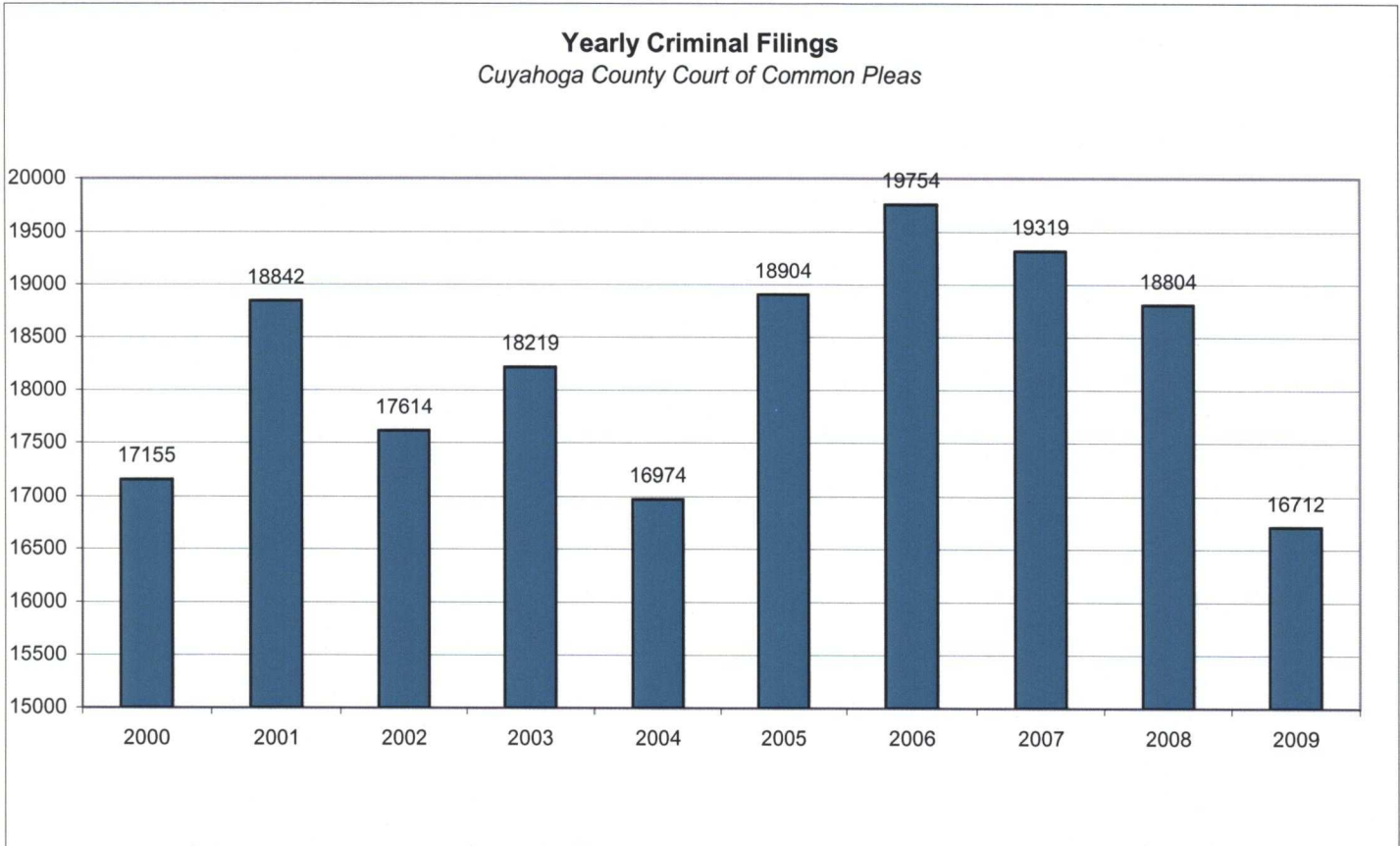
<i>Total Pending Judicial Foreclosure Cases Referred to Magistrates (A)</i> _____	15
<i>Total Pending Judicial Foreclosure Cases Referred to Magistrates (B)</i> _____	16
<i>Total Pending Judicial Foreclosure Cases Referred to Magistrates (C)</i> _____	17
<i>Total Pending Judicial Foreclosure Cases Referred to Magistrates (D)</i> _____	18
<i>Total Pending Tax Lien & Certificate Cases Referred to Magistrates (A)</i> _____	19
<i>Total Pending Tax Lien & Certificate Cases Referred to Magistrates (B)</i> _____	20
<i>Total Pending Tax Lien & Certificate Cases Referred to Magistrates (C)</i> _____	21
<i>Percentage of Pending Judicial Foreclosure Cases By Filing Year</i> _____	22
<i>Judicial Foreclosure Clearance Rate Year 2006</i> _____	23
<i>Judicial Foreclosure Clearance Rate Year 2007</i> _____	24
<i>Judicial Foreclosure Clearance Rate Year 2008</i> _____	25
<i>Judicial Foreclosure Clearance Rate Year 2009</i> _____	26
<i>Avg. Number of Days to Disp. (Excl. Bank. Stays & Tax Lien & Tax Cert.)</i> _____	27
<i>Avg. Number of Days to Disp. (Excl. Bank. Stays & Incl. Tax Lien & Tax Cert.)</i> _____	28
<i>Total New Judicial Foreclosure Filings</i> _____	29
<i>New Marsh. of Lien/Quiet Title/Partition Filings by Month for 2007 – 2009 YTD</i> _____	30
<i>New Tax Lien & Certificate Filings by Month for Year 2007 – 2009 YTD</i> _____	31
<i>Total New Judicial Foreclosure Filings by Month for Year 2007 – 2009 YTD</i> _____	32
<i>Magistrate’s Monthly Report</i> _____	33
<i>Report CMSR1062 - Judicial Foreclosure Statistics by Judge</i> _____	41
<i>Monthly Summary</i> _____	47
<i>Year to Date Summary</i> _____	49
<i>Corrections/Adjustments</i> _____	51

Criminal Case Statistics

CUYAHOGA COUNTY COMMON PLEAS COURT

Newly Filed, Re-Activated And Transferred In Cases

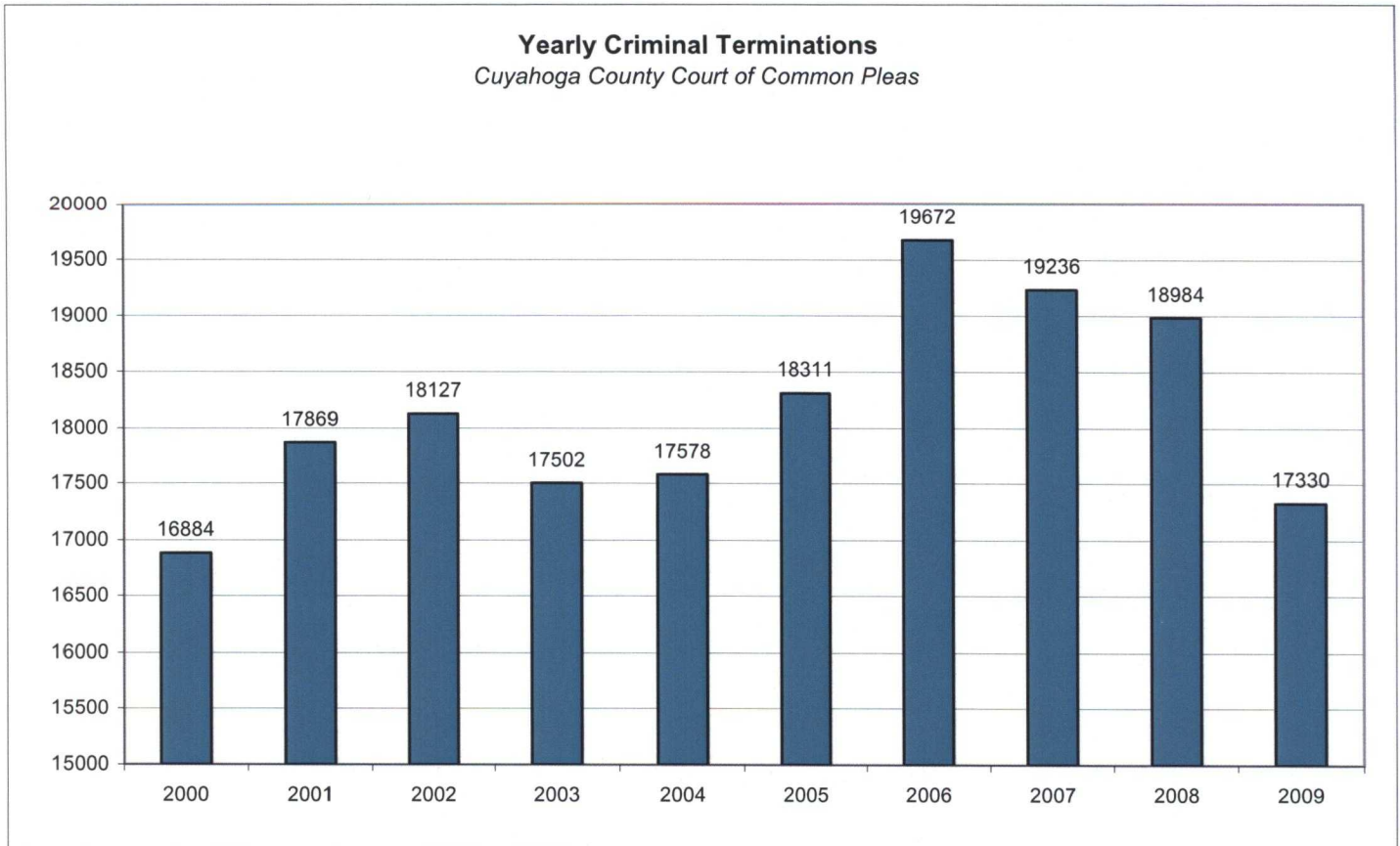
The following chart is a representation of all newly filed cases in Cuyahoga County Court of Common Pleas from 2000 – December 2009. Newly filed cases are defined as having been arraigned and assigned to a Judge. Cases that are re-activated are cases where a defendant was unavailable for trial but has now become ready to proceed. Transferred cases are moved from one Judge's docket to another. This could be due to re-assignment to a mental health Judge or after additional information indicates that by Court rule, the case should have been assigned to another Judge.



CUYAHOGA COUNTY COMMON PLEAS COURT

Yearly Criminal Terminations

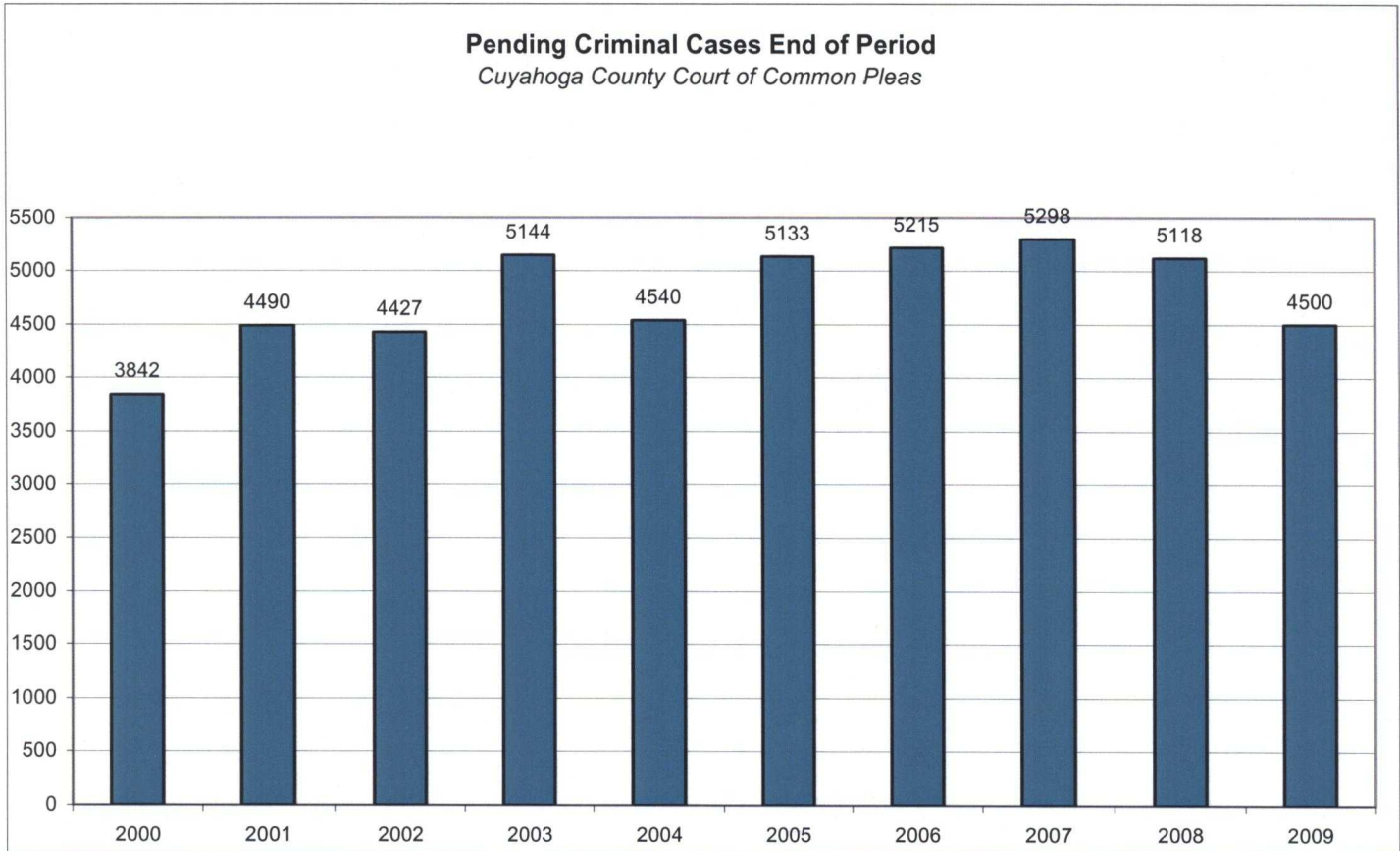
The following chart represents the cases that have been terminated by the Court from 2000 – December 2009. These are all cases that have been terminated by trial, plea or dismissal. Also cases where a defendant has become unavailable for trial or sentencing are reported as terminated.



CUYAHOGA COUNTY COMMON PLEAS COURT

Pending Criminal Cases End of Period

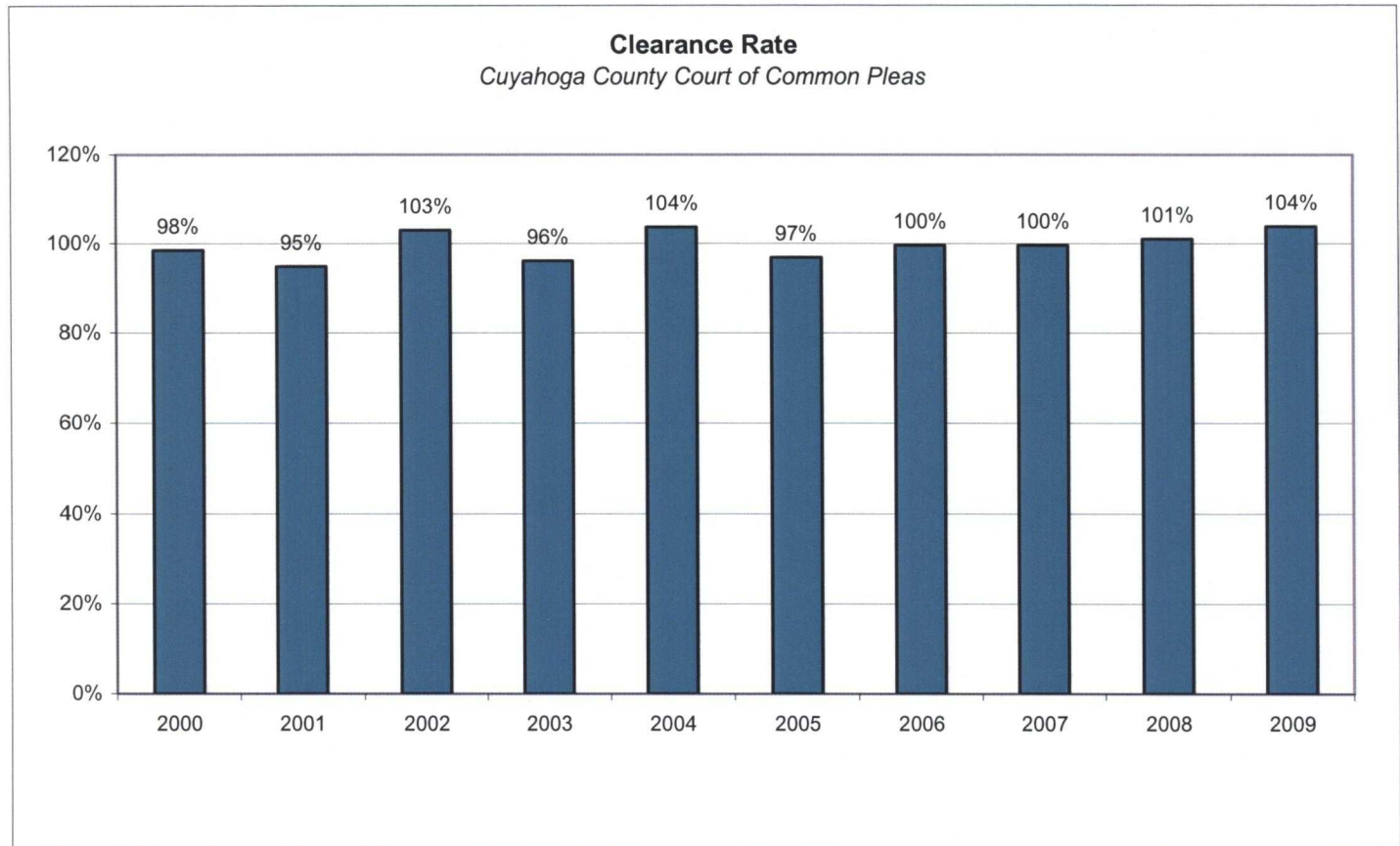
The following chart represents the total number of cases pending at the end of the reporting period from 2000 – December 2009. Taking the total number of cases pending at the beginning of the period, adding all newly filed, re-activated and transferred in cases arrives at the total pending value. The total number of cases that have been terminated in the period are then subtracted from the total pending to give the value pending at the end of the period.



CUYAHOGA COUNTY COMMON PLEAS COURT

Clearance Rate

The Clearance Rate is the number of outgoing cases as a percentage of the number of incoming cases. Clearance rate measures whether the court is keeping up with its incoming caseload. If cases are not disposed in a timely manner, a backlog of cases awaiting disposition will grow. A Clearance Rate of 100% indicates that at least as many cases as have been filed, reopened, or reactivated in a period have been disposed.



CUYAHOGA COUNTY COMMON PLEAS COURT

Arrest to Disposition Timeline

Arrest to disposition timeline is a method to measure how felony cases flow through the Cuyahoga County Criminal Justice System. By capturing how long a case takes to move from stage to stage, we can examine where problems may exist and where potential improvements in case processing can be made.

The source data was extracted from the Cuyahoga County Court of Common Pleas Case Management System. The overall population of sample data was based on cases terminated in a given month excluding cases that have gone through diversion programs. A case is defined as a defendant and all charges involved in a single incident. The time period for the extracted data is from December 2009.

The stages examined were:

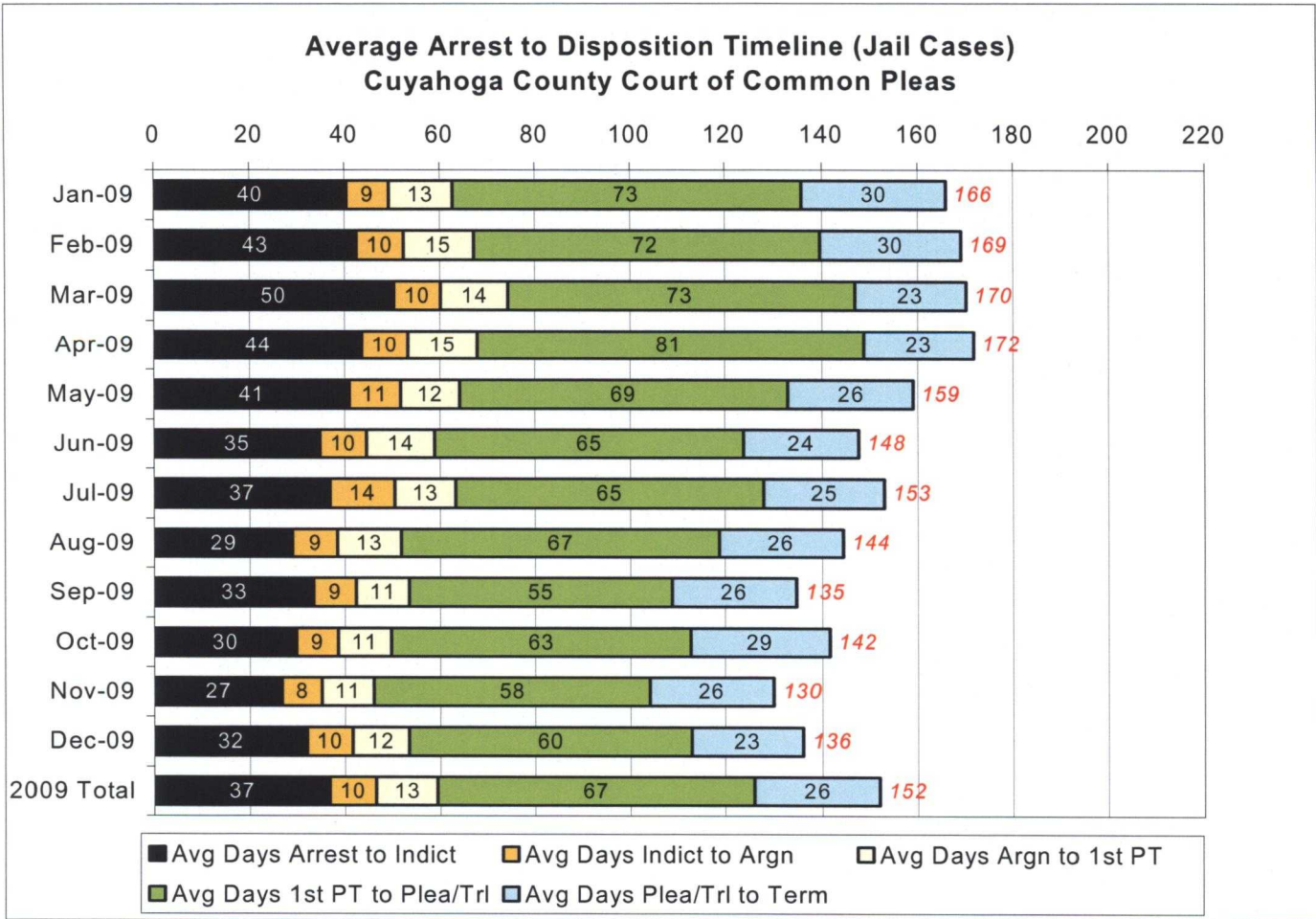
Arrest to Indictment
Indictment to Arraignment
Arraignment to 1st Pre-Trial
1st Pre-Trial to Plea/Trial
Plea/Trial to Termination

Due to the fact that each case may or may not have all of the stage date elements, a method to arrive at stage averages was applied. For a case to be included in the average for a stage there would need to be both dates for the given stage. A case would be included in the Arrest to Indictment stage if both arrest date and indictment date were available. This method was applied to each of the five stages. Next we calculated the total number of cases that met the date criteria for each of the ranges and also the total number of days between each date. To arrive at an average, the total number of days for each case in each range was calculated and divided by the total number of cases that met the date criteria. If a case had a time period or periods where the defendant was capiased or referred to the Psych Clinic, that amount of time was subtracted from the appropriate range.

The following three charts are for Jail, Non-Jail and combined Jail and Non-Jail cases. Jail and Non-Jail cases are defined by the status of the defendant at arraignment.

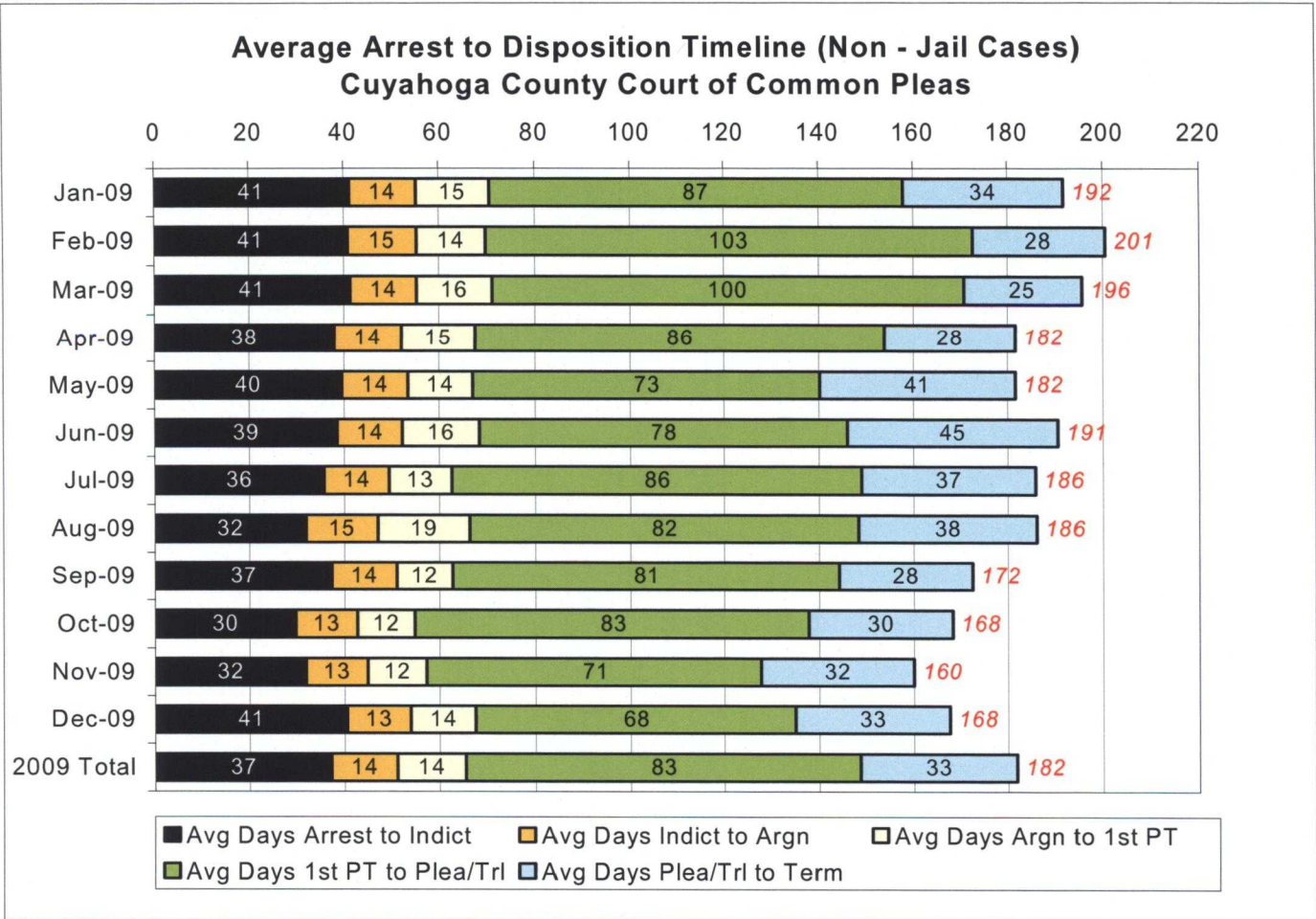
CUYAHOGA COUNTY COMMON PLEAS COURT

Average Arrest to Disposition Timeline (Jail Cases)



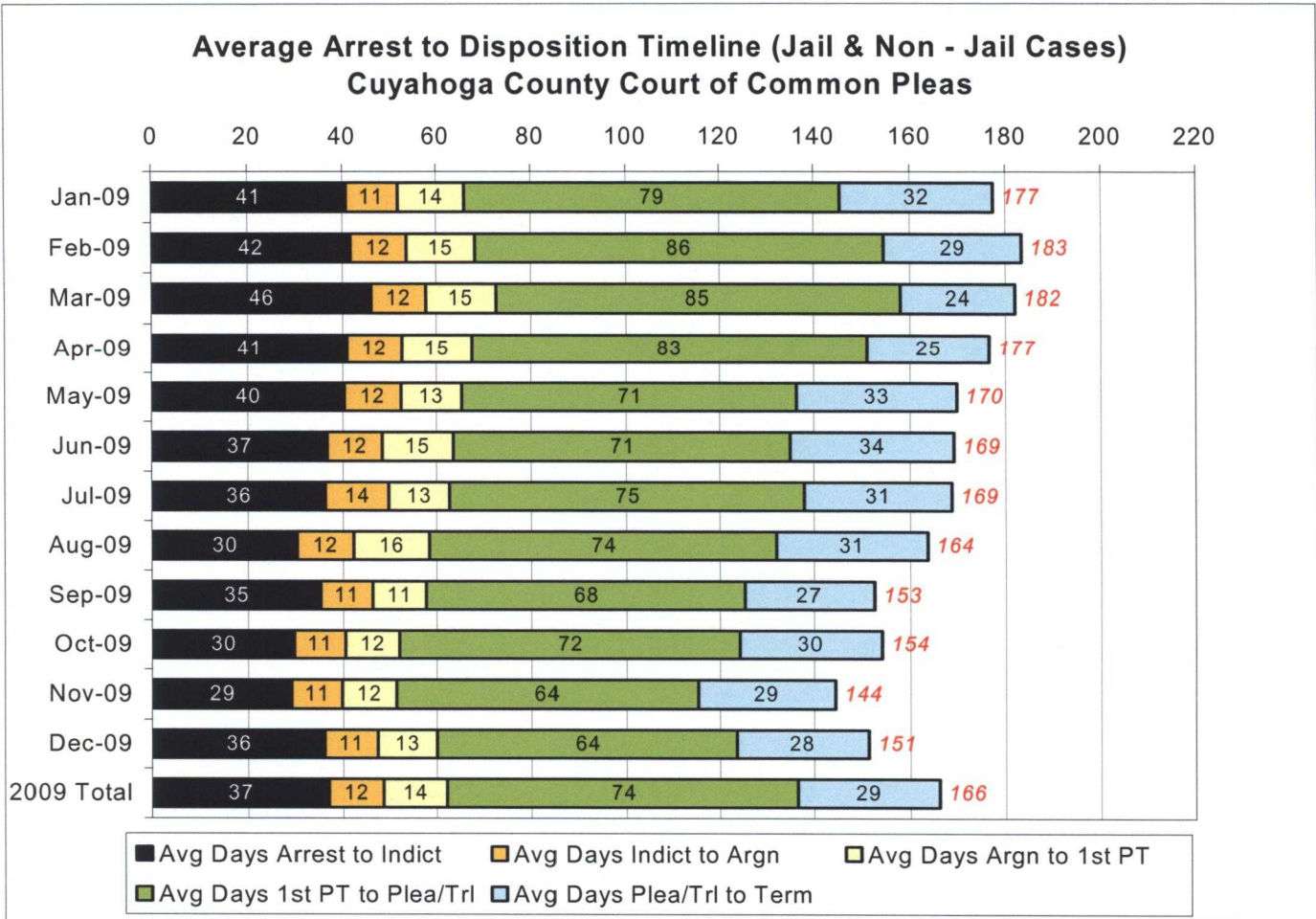
CUYAHOGA COUNTY COMMON PLEAS COURT

Average Arrest to Disposition Timeline (Non-Jail Cases)



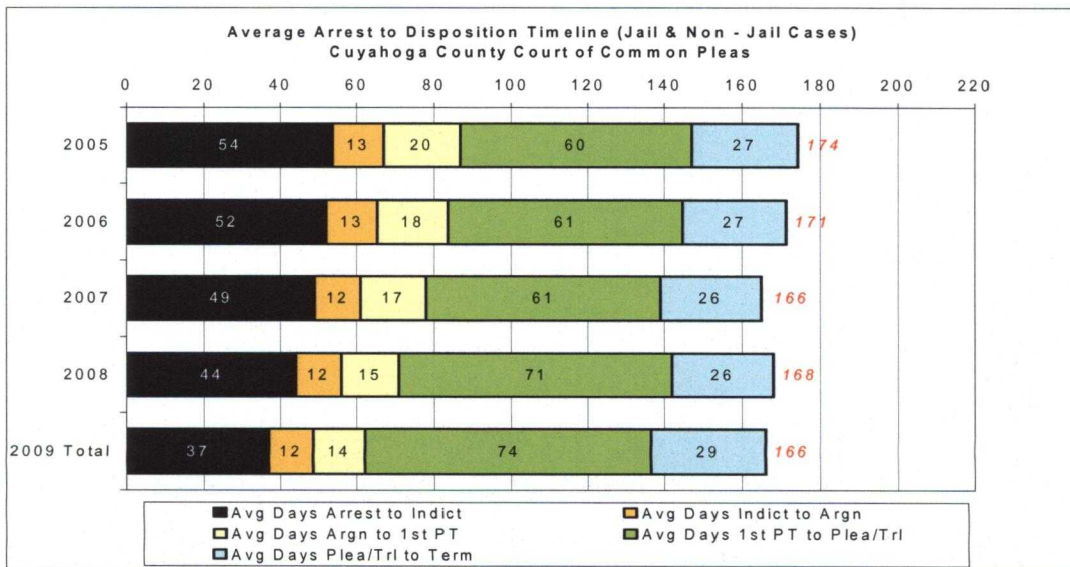
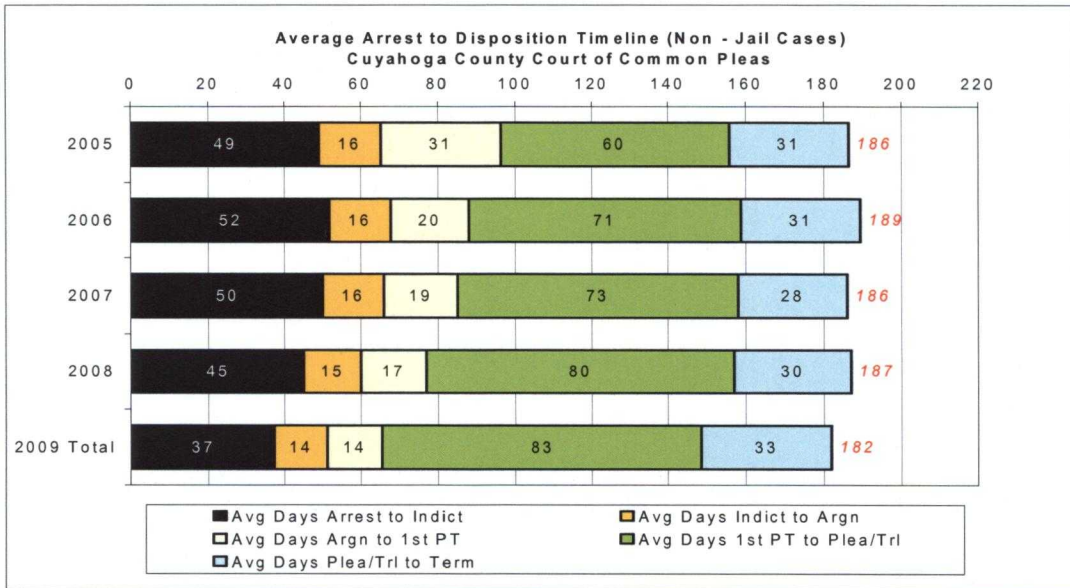
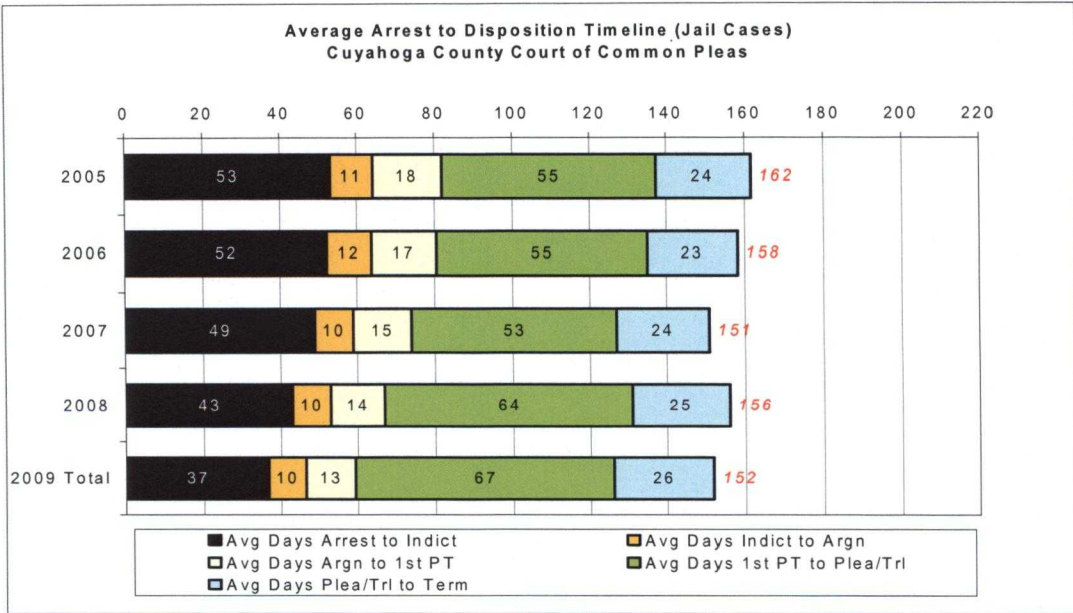
CUYAHOGA COUNTY COMMON PLEAS COURT

Average Arrest to Disposition Timeline (Jail and Non-Jail Cases)



CUYAHOGA COUNTY COMMON PLEAS COURT

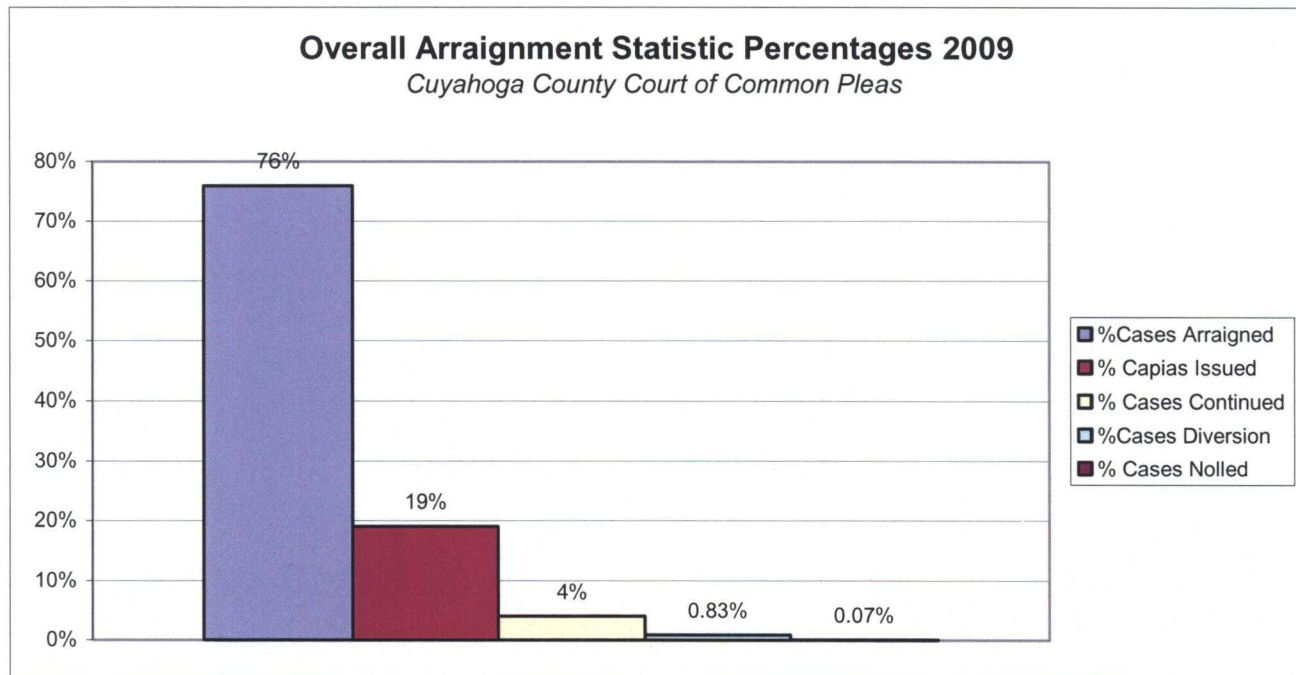
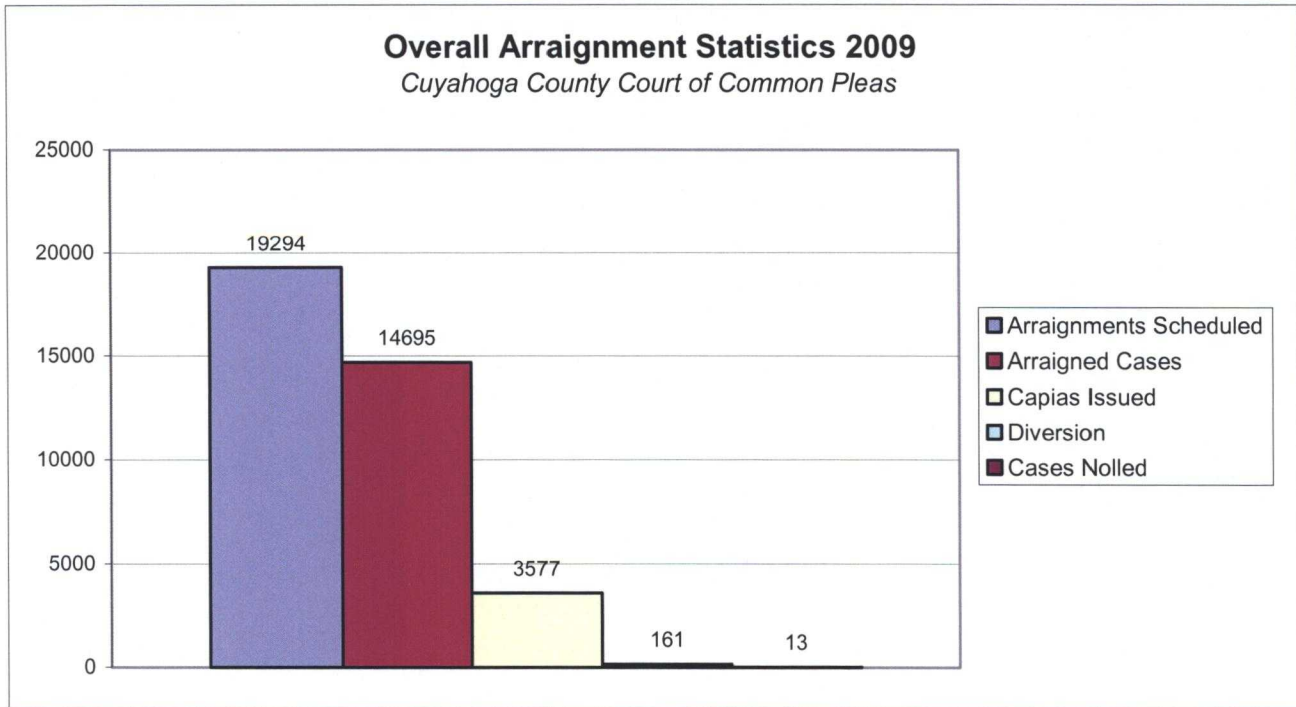
Yearly Average Arrest to Disposition Timeline



CUYAHOGA COUNTY COMMON PLEAS COURT

Arraignment Statistics

The arraignment statistics were provided by the Criminal Records Department. They are provided to give a representation of arraignment activity in the Court in 2009. These statistics include jail and non – jail arraignments.



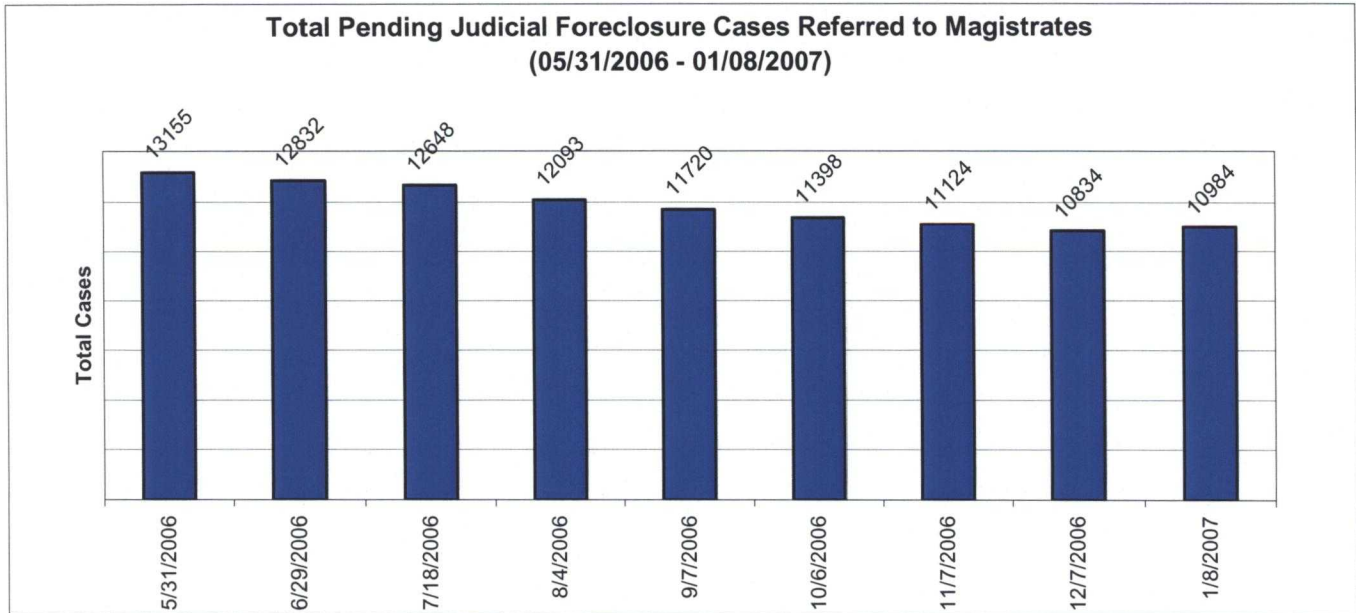
Judicial Foreclosure Statistics¹

¹ For clarification purposes, Foreclosure cases in this report are identified as Judicial Foreclosure filings (filing codes 1460 (Foreclosure Marsh. Of Lien), 1465 (Tax Lien), 1466 (Tax Certificate), 1470 (Quiet Title), and 1480 (Partition)). These cases are different from Board of Revision Foreclosures, which are not reported here.

CUYAHOGA COUNTY COMMON PLEAS COURT

Total Pending Judicial Foreclosure Cases Referred to Magistrates (A)

The following chart is a display of the total number of pending Judicial Foreclosure cases referred to the Magistrates on specific dates. The table below shows the number of these cases pending for each year since 1990.

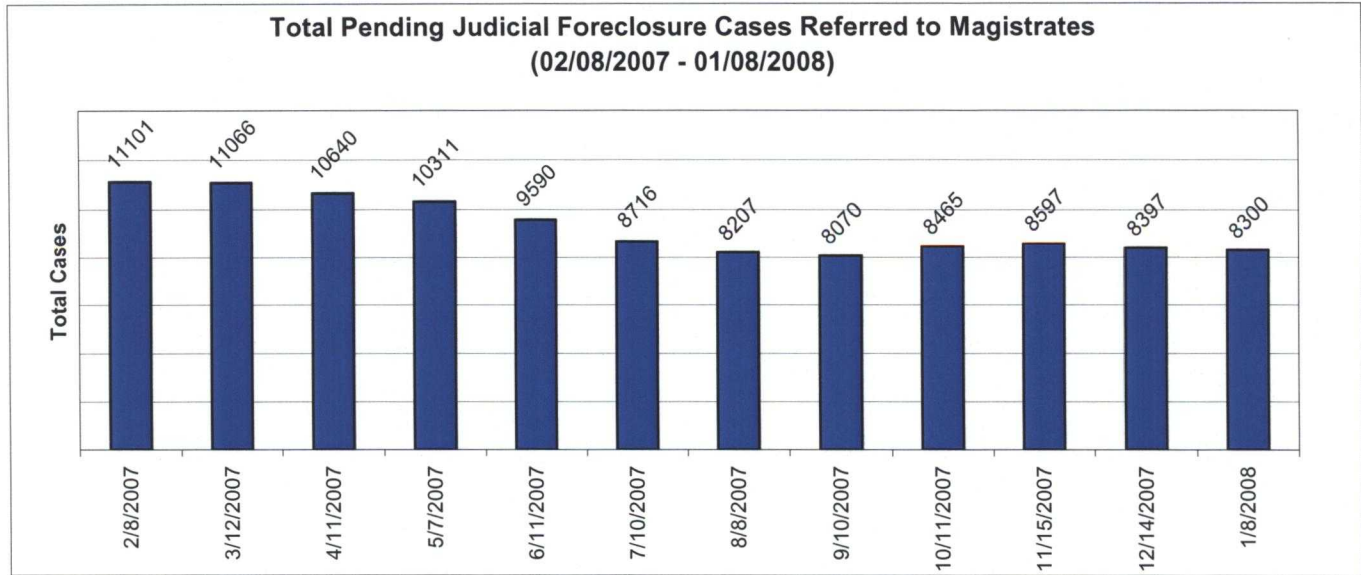


	As of:	5/31/2006	6/29/2006	7/18/2006	8/4/2006	9/7/2006	10/6/2006	11/7/2006	12/7/2006	1/8/2007
Year										
1990		0	0	0	0	0	0	0	0	0
1991		0	0	0	0	0	1	1	1	1
1992		0	0	0	0	0	0	0	0	0
1993		0	0	0	0	0	0	0	0	0
1994		0	0	0	0	0	0	0	0	0
1995		0	0	1	1	1	1	1	0	0
1996		2	1	1	2	2	1	1	1	1
1997		1	1	1	0	0	0	0	0	0
1998		3	2	2	1	1	1	1	1	1
1999		13	12	12	9	9	9	6	5	4
2000		43	39	34	29	23	20	18	15	8
2001		122	107	99	87	76	70	54	49	43
2002		405	351	325	278	248	210	172	157	144
2003		702	602	549	482	414	361	304	262	238
2004		1788	1549	1380	1224	1047	922	802	663	552
2005		5653	5004	4603	4057	3529	2884	2428	1897	1611
2006		4423	5164	5641	5923	6370	6918	7336	7783	8360
2007		0	0	0	0	0	0	0	0	21
Total		13155	12832	12648	12093	11720	11398	11124	10834	10984

CUYAHOGA COUNTY COMMON PLEAS COURT

Total Pending Judicial Foreclosure Cases Referred to Magistrates (B)

The following chart is a display of the total number of pending Judicial Foreclosure cases referred to the Magistrates on specific dates. The table below shows the number of these cases pending from each year since 1990.

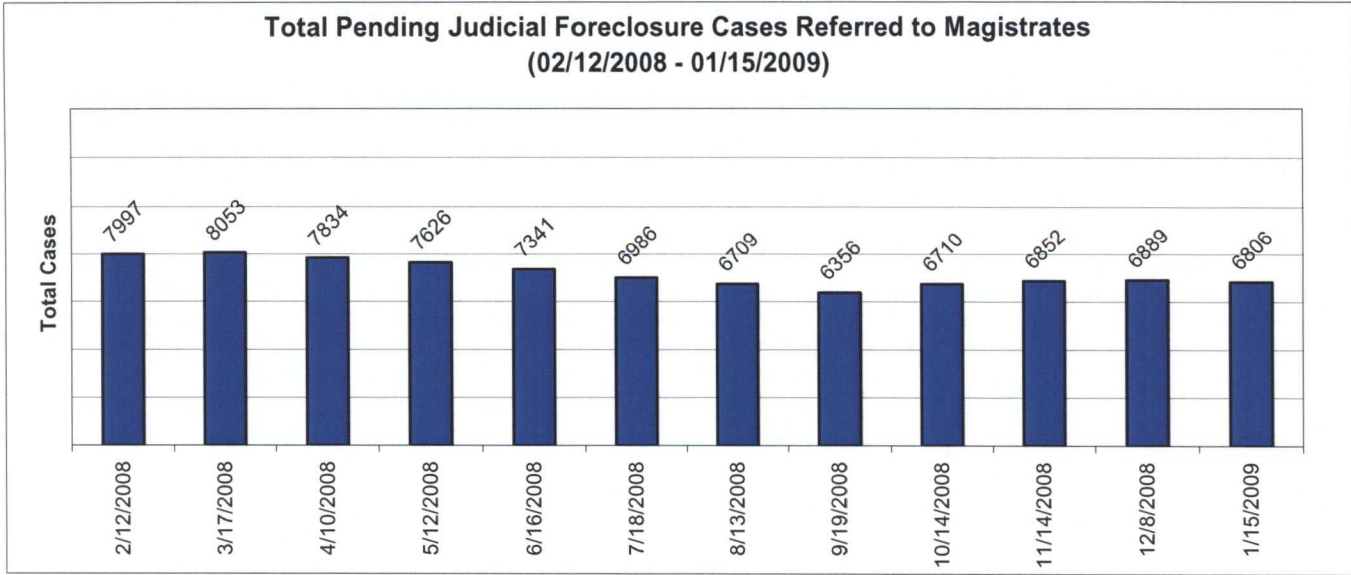


	As of:	2/8/2007	3/12/2007	4/11/2007	5/7/2007	6/11/2007	7/10/2007	8/8/2007	9/10/2007	10/11/2007	11/15/2007	12/14/2007	1/8/2008
Year													
1990		0	0	0	0	0	0	0	0	0	0	0	0
1991		1	1	0	0	0	0	0	0	0	0	0	0
1992		0	0	0	0	0	0	0	0	0	0	0	0
1993		0	0	0	0	0	1	1	1	1	1	1	0
1994		0	0	0	0	0	1	1	1	1	1	1	0
1995		0	0	0	0	0	0	0	0	0	0	0	0
1996		1	1	1	1	1	1	0	0	0	0	0	0
1997		0	0	0	0	0	0	0	0	0	0	0	0
1998		1	1	1	1	1	1	1	1	1	1	1	0
1999		3	1	2	1	0	0	0	0	0	0	0	0
2000		9	4	6	5	4	3	1	1	1	1	2	2
2001		37	31	28	23	15	11	9	11	12	12	12	10
2002		122	112	95	81	75	64	55	48	51	47	45	37
2003		212	197	182	159	130	105	94	87	82	84	70	65
2004		482	435	380	331	283	224	196	174	160	163	144	134
2005		1329	1169	945	855	712	508	418	359	338	311	282	252
2006		7478	6591	5336	4568	3538	2588	1972	1534	1341	1120	907	786
2007		1426	2523	3664	4286	4831	5209	5459	5853	6477	6856	6932	6899
2008													115
Total		11101	11066	10640	10311	9590	8716	8207	8070	8465	8597	8397	8300

CUYAHOGA COUNTY COMMON PLEAS COURT

Total Pending Judicial Foreclosure Cases Referred to Magistrates (C)

The following chart is a display of the total number of pending Judicial Foreclosure cases referred to the Magistrates on specific dates. The table below shows the number of these cases pending from each year since 1990.

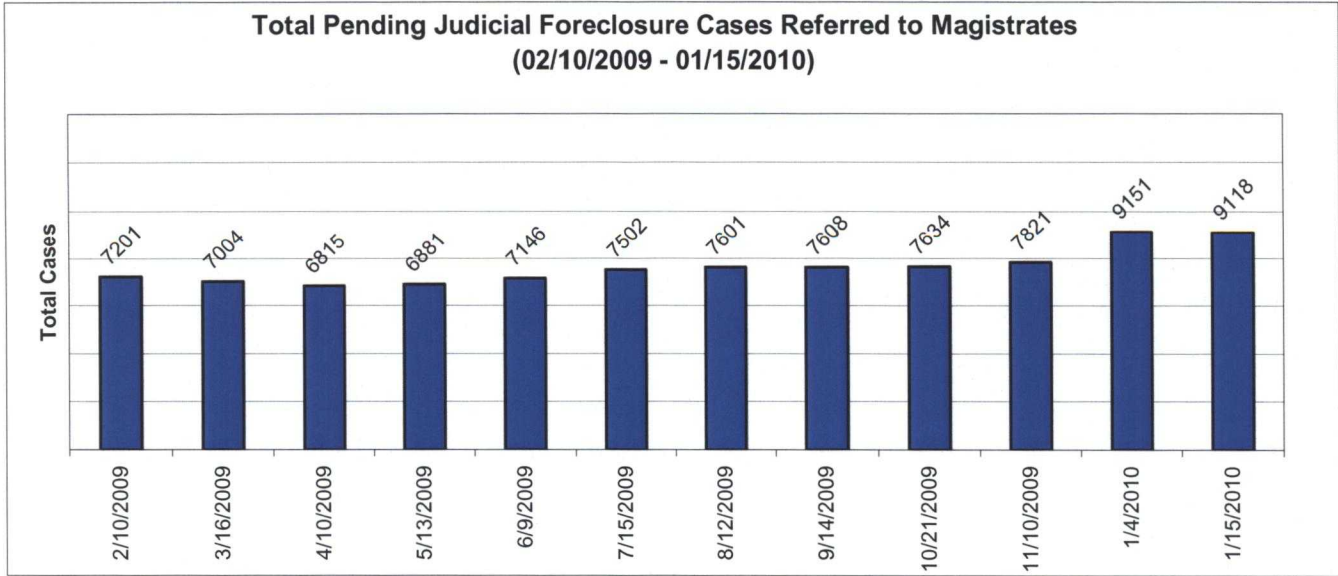


	As of:	2/12/2008	3/17/2008	4/10/2008	5/12/2008	6/16/2008	7/18/2008	8/13/2008	9/19/2008	10/14/2008	11/14/2008	12/8/2008	1/15/2009
Year													
1990		0	0	0	0	0	0	0	0	0	0	0	0
1991		0	0	0	0	0	0	0	0	0	0	0	0
1992		0	0	0	0	0	0	0	0	0	0	0	0
1993		0	0	0	0	0	0	0	0	0	0	0	0
1994		0	0	0	0	0	0	0	0	0	0	0	0
1995		0	0	0	0	0	0	0	0	0	0	0	0
1996		0	0	0	0	0	0	0	0	0	0	0	0
1997		0	0	0	0	0	0	0	0	0	0	0	0
1998		0	0	0	0	0	0	0	0	0	0	0	0
1999		0	0	0	0	0	0	0	0	0	0	0	0
2000		2	2	2	0	0	0	0	0	0	2	2	2
2001		8	7	6	4	4	4	5	4	5	3	3	2
2002		34	22	21	20	18	15	14	9	9	8	6	3
2003		56	48	40	35	22	19	16	15	12	8	9	10
2004		111	90	80	74	58	53	47	35	29	24	20	22
2005		225	160	136	116	89	76	72	52	49	39	36	25
2006		607	513	431	363	299	254	224	192	180	158	136	113
2007		5504	4468	3533	2685	1975	1479	1183	903	830	667	565	443
2008		1450	2743	3585	4329	4876	5086	5148	5146	5596	5943	6112	6186
Total		7997	8053	7834	7626	7341	6986	6709	6356	6710	6852	6889	6806

CUYAHOGA COUNTY COMMON PLEAS COURT

Total Pending Judicial Foreclosure Cases Referred to Magistrates (D)

The following chart is a display of the total number of pending Judicial Foreclosure cases referred to the Magistrates on specific dates. The table below shows the number of these cases pending from each year since 1990.

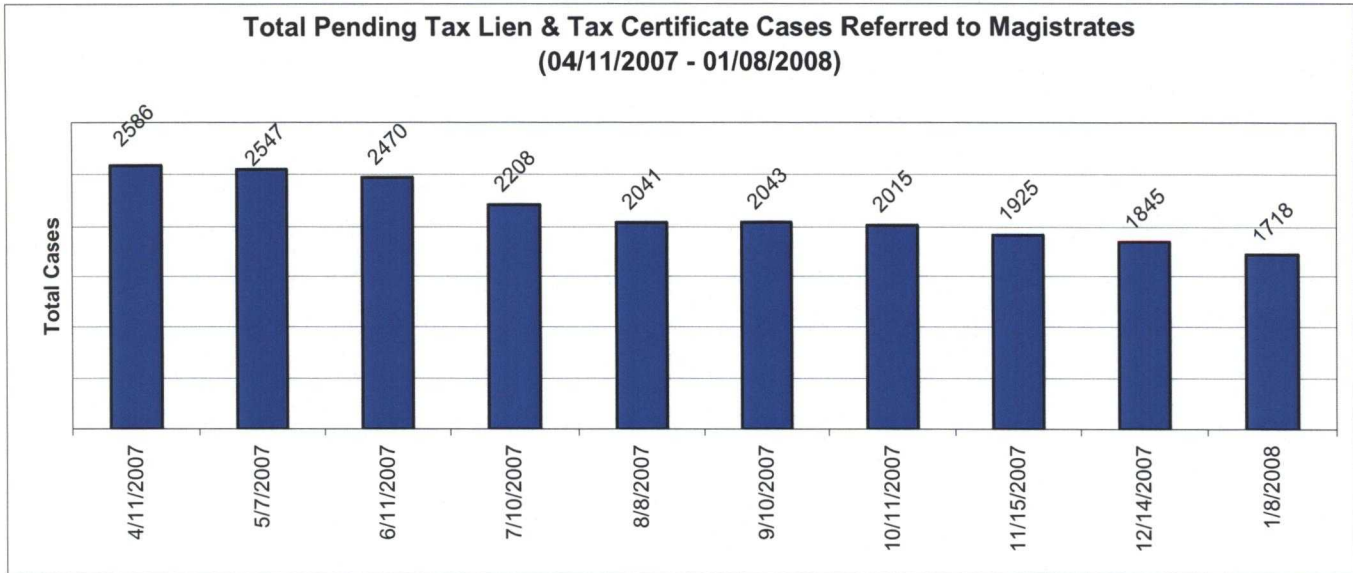


	As of:	2/10/2009	3/16/2009	4/10/2009	5/13/2009	6/9/2009	7/15/2009	8/12/2009	9/14/2009	10/21/2009	11/10/2009	1/4/2010	1/15/2010
Year													
1990		0	0	0	0	0	0	0	0	0	0	0	0
1991		0	0	0	0	0	0	0	0	0	0	0	0
1992		0	0	0	0	0	0	0	0	0	0	0	0
1993		0	0	0	0	0	0	0	0	0	0	0	0
1994		0	0	0	0	0	0	0	0	0	0	0	0
1995		0	0	0	0	0	0	0	0	0	0	0	0
1996		0	0	0	0	0	0	0	0	0	0	0	0
1997		0	0	0	0	0	0	0	0	0	0	0	0
1998		0	0	0	1	0	0	0	0	0	0	0	0
1999		0	0	0	0	0	0	0	0	0	0	0	0
2000		2	2	2	2	2	2	3	2	2	3	2	2
2001		2	1	1	1	1	1	1	1	1	1	1	1
2002		3	2	3	3	3	3	1	1	1	1	1	1
2003		10	12	14	11	11	11	11	9	8	8	8	7
2004		20	16	15	16	16	16	15	15	15	14	13	13
2005		22	19	20	19	18	16	16	16	16	12	13	13
2006		106	90	84	65	62	56	49	42	30	27	25	25
2007		399	314	263	231	203	165	145	129	107	98	88	80
2008		5533	4356	3585	2980	2510	2030	1719	1439	1162	1009	776	720
2009		1104	2192	2828	3552	4320	5202	5641	5954	6292	6648	8224	7933
2010													323
Total		7201	7004	6815	6881	7146	7502	7601	7608	7634	7821	9151	9118

CUYAHOGA COUNTY COMMON PLEAS COURT

Total Pending Tax Lien & Certificate Cases Referred to Magistrates (A)

The following chart is a display of the number of pending tax Judicial Foreclosure cases referred to the Magistrates on specific dates. The table below shows the number of pending tax Judicial Foreclosure cases in each year since 1990.




	As of:	4/11/2007	5/7/2007	6/11/2007	7/10/2007	8/8/2007	9/10/2007	10/11/2007	11/15/2007	12/14/2007	1/8/2008
Year											
1990		0	0	0	0	0	0	0	0	0	0
1991		0	0	0	0	0	0	0	0	0	0
1992		0	0	0	0	0	0	0	0	0	0
1993		0	0	0	0	0	0	0	0	0	0
1994		0	0	0	0	0	0	0	0	0	0
1995		0	0	0	0	0	0	0	0	0	0
1996		1	1	1	1	0	0	0	0	0	0
1997		0	0	0	0	0	0	0	0	0	0
1998		1	1	1	1	1	1	1	1	1	0
1999		0	0	0	0	0	0	0	0	0	0
2000		1	1	1	1	0	0	0	0	0	0
2001		10	7	7	7	6	6	6	6	6	6
2002		45	41	37	35	33	32	31	29	28	24
2003		78	70	65	51	46	42	38	36	32	29
2004		231	203	189	148	135	122	108	104	94	83
2005		520	491	453	325	272	244	224	209	193	176
2006		1202	1150	1056	892	770	673	604	533	484	424
2007		497	582	660	747	778	923	1003	1007	1007	962
2008											14
Total		2586	2547	2470	2208	2041	2043	2015	1925	1845	1718

CUYAHOGA COUNTY COMMON PLEAS COURT

Total Pending Tax Lien & Certificate Cases Referred to Magistrates (B)

The following chart is a display of the number of pending tax Judicial Foreclosure cases referred to the Magistrates on specific dates. The table below shows the number of pending tax Judicial Foreclosure cases in each year since 1990.

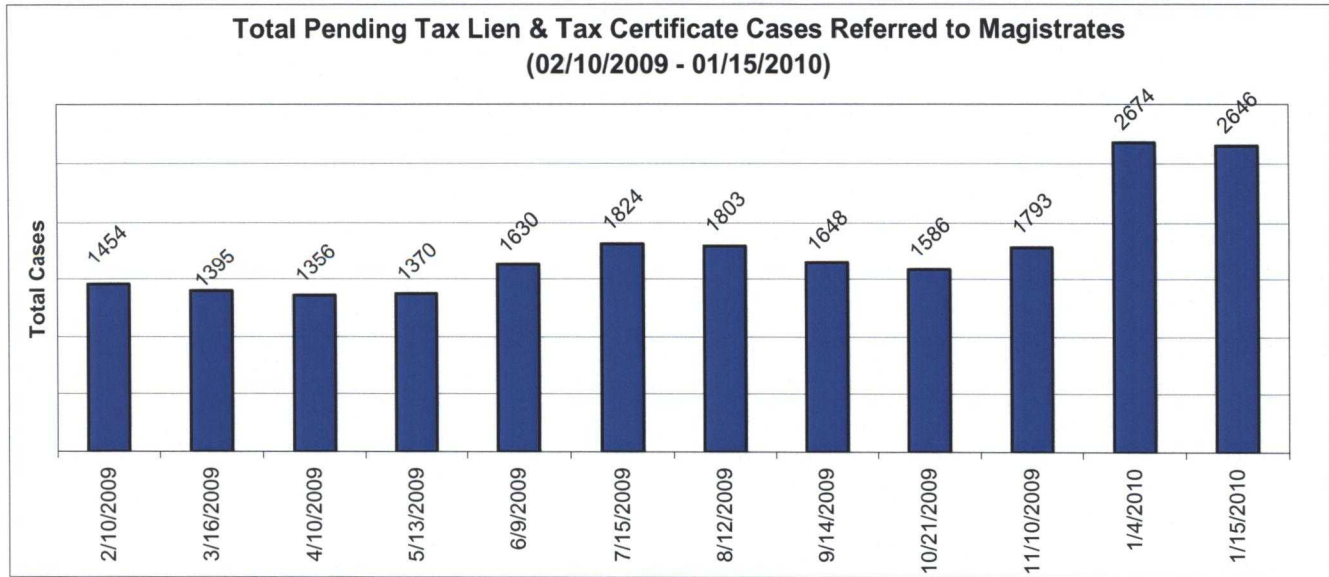


	As of:	2/12/2008	3/17/2008	4/10/2008	5/12/2008	6/16/2008	7/18/2008	8/13/2008	9/19/2008	10/14/2008	11/14/2008	12/8/2008	1/15/2009
Year													
1990		0	0	0	0	0	0	0	0	0	0	0	0
1991		0	0	0	0	0	0	0	0	0	0	0	0
1992		0	0	0	0	0	0	0	0	0	0	0	0
1993		0	0	0	0	0	0	0	0	0	0	0	0
1994		0	0	0	0	0	0	0	0	0	0	0	0
1995		0	0	0	0	0	0	0	0	0	0	0	0
1996		0	0	0	0	0	0	0	0	0	0	0	0
1997		0	0	0	0	0	0	0	0	0	0	0	0
1998		0	0	0	0	0	0	0	0	0	0	0	0
1999		0	0	0	0	0	0	0	0	0	0	0	0
2000		0	0	0	0	0	0	0	0	0	1	1	1
2001		5	4	4	4	4	4	4	3	4	3	3	2
2002		23	12	11	10	9	7	6	4	3	2	5	0
2003		26	17	14	13	8	5	3	1	0	0	0	1
2004		69	51	44	39	26	24	21	14	9	8	5	5
2005		159	104	87	73	52	42	35	22	17	10	10	9
2006		344	274	219	175	136	118	95	70	60	52	50	39
2007		791	654	532	424	350	304	262	211	193	150	131	88
2008		95	127	213	262	306	381	424	401	408	641	819	1305
Total		1512	1243	1124	1000	891	885	850	726	694	867	1024	1450

CUYAHOGA COUNTY COMMON PLEAS COURT

Total Pending Tax Lien & Certificate Cases Referred to Magistrates (C)

The following chart is a display of the number of pending tax Judicial Foreclosure cases referred to the Magistrates on specific dates. The table below shows the number of pending tax Judicial Foreclosure cases in each year since 1990.

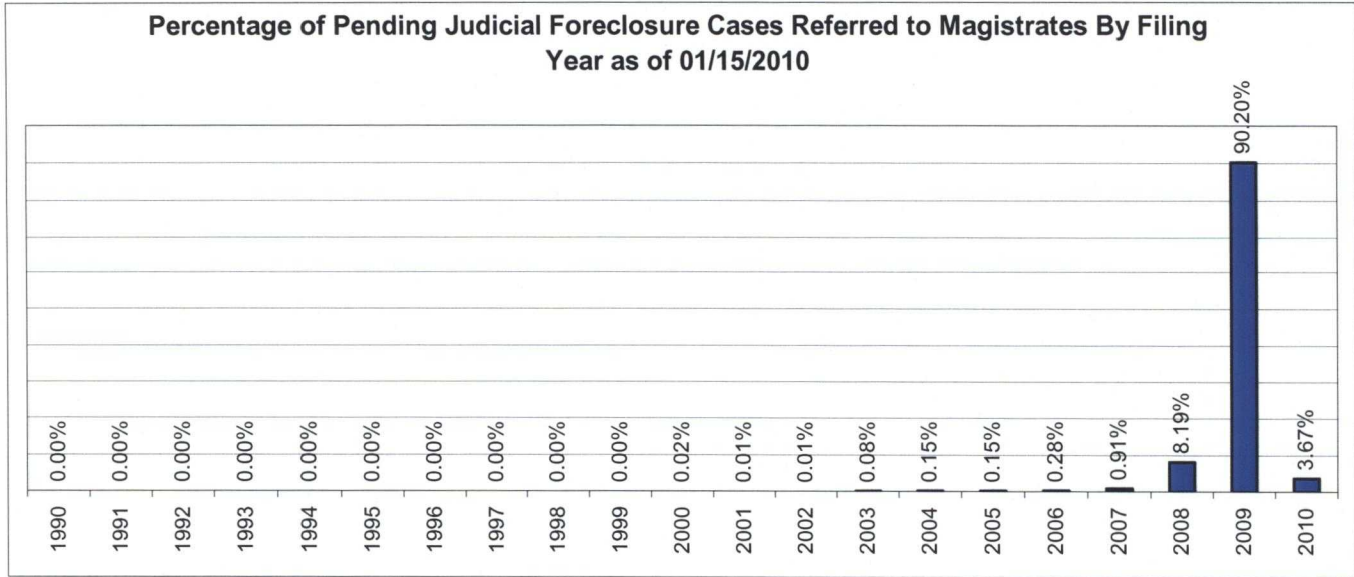


Year	As of:	2/10/2009	3/16/2009	4/10/2009	5/13/2009	6/9/2009	7/15/2009	8/12/2009	9/14/2009	10/21/2009	11/10/2009	1/4/2010	1/15/2010
1990		0	0	0	0	0	0	0	0	0	0	0	0
1991		0	0	0	0	0	0	0	0	0	0	0	0
1992		0	0	0	0	0	0	0	0	0	0	0	0
1993		0	0	0	0	0	0	0	0	0	0	0	0
1994		0	0	0	0	0	0	0	0	0	0	0	0
1995		0	0	0	0	0	0	0	0	0	0	0	0
1996		0	0	0	0	0	0	0	0	0	0	0	0
1997		0	0	0	0	0	0	0	0	0	0	0	0
1998		0	0	0	0	0	0	0	0	0	0	0	0
1999		0	0	0	0	0	0	0	0	0	0	0	0
2000		1	1	1	1	1	1	1	1	1	1	1	1
2001		2	1	1	1	1	1	1	1	1	1	1	1
2002		0	0	0	0	0	0	0	0	0	0	0	0
2003		1	2	2	1	1	1	1	1	1	1	1	1
2004		4	3	3	3	3	3	4	4	4	4	4	4
2005		8	4	3	3	3	3	3	2	2	2	2	2
2006		35	29	24	19	19	18	14	12	9	6	5	4
2007		77	60	45	39	36	30	24	23	16	14	13	13
2008		1244	1118	1027	922	839	697	586	464	369	318	251	228
2009		82	177	250	381	727	1070	1169	1140	1183	1446	2396	2369
2010													23
Total		1454	1395	1356	1370	1630	1824	1803	1648	1586	1793	2674	2646

CUYAHOGA COUNTY COMMON PLEAS COURT

Percentage of Pending Judicial Foreclosure Cases By Filing Year

The following chart is a representation of the total number of pending Judicial Foreclosure cases by filing year expressed as a percentage on a specific date. The table below is the supporting data for this chart.

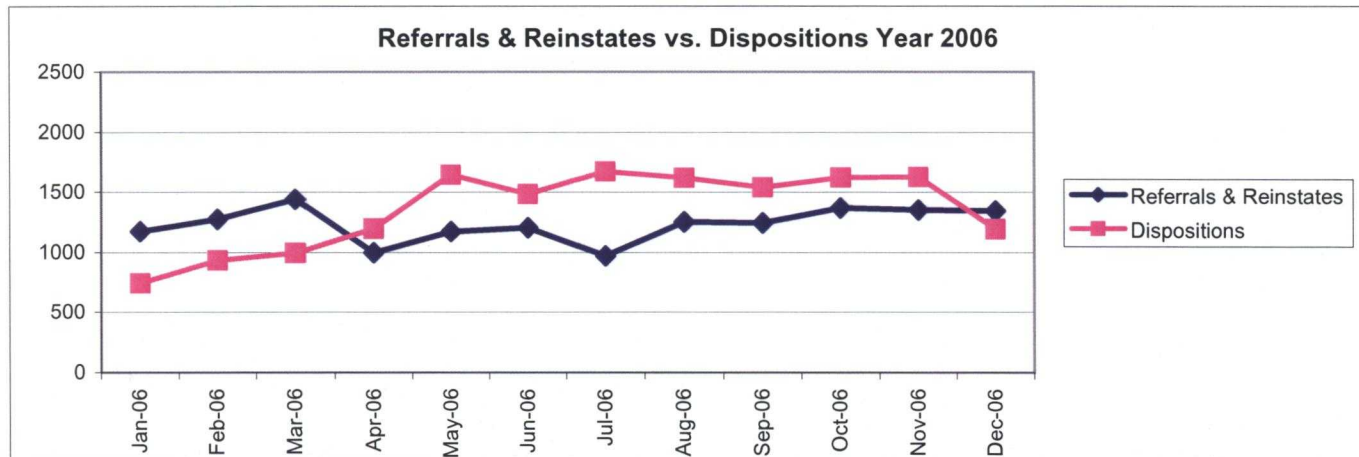


Year	As of:	1/15/2010	% of Total
1990		0	0.00%
1991		0	0.00%
1992		0	0.00%
1993		0	0.00%
1994		0	0.00%
1995		0	0.00%
1996		0	0.00%
1997		0	0.00%
1998		0	0.00%
1999		0	0.00%
2000		2	0.02%
2001		1	0.01%
2002		1	0.01%
2003		7	0.08%
2004		13	0.15%
2005		13	0.15%
2006		25	0.28%
2007		80	0.91%
2008		720	8.19%
2009		7933	90.20%
2010		323	3.67%
Total		8795	100.00%

CUYAHOGA COUNTY COMMON PLEAS COURT

Judicial Foreclosure Clearance Rate Year 2006

The Clearance Rate is the number of outgoing cases as a percentage of the number of incoming cases. Clearance rate measures whether the court is keeping up with its incoming caseload. If cases are not disposed in a timely manner, a backlog of cases awaiting disposition will grow. A Clearance Rate of 100% indicates that at least as many cases as have been filed, reopened, or reactivated in a period have been disposed.

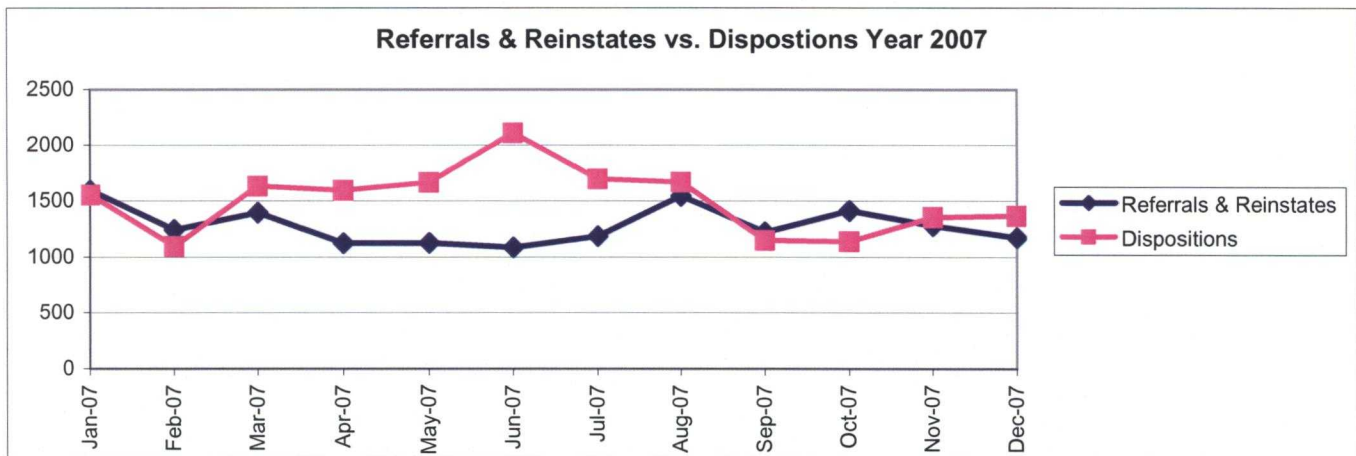


	Referrals & Reinstates	Dispositions	Clearance Rate
Jan-06	1173	743	63%
Feb-06	1275	933	73%
Mar-06	1439	996	69%
Apr-06	997	1198	120%
May-06	1173	1643	140%
Jun-06	1205	1482	123%
Jul-06	970	1669	172%
Aug-06	1252	1616	129%
Sep-06	1246	1537	123%
Oct-06	1367	1619	118%
Nov-06	1352	1624	120%
Dec-06	1343	1193	89%
Avg	1233	1354	112%
Total	14792	16253	

CUYAHOGA COUNTY COMMON PLEAS COURT

Judicial Foreclosure Clearance Rate Year 2007

The Clearance Rate is the number of outgoing cases as a percentage of the number of incoming cases. Clearance rate measures whether the court is keeping up with its incoming caseload. If cases are not disposed in a timely manner, a backlog of cases awaiting disposition will grow. A Clearance Rate of 100% indicates that at least as many cases as have been filed, reopened, or reactivated in a period have been disposed.

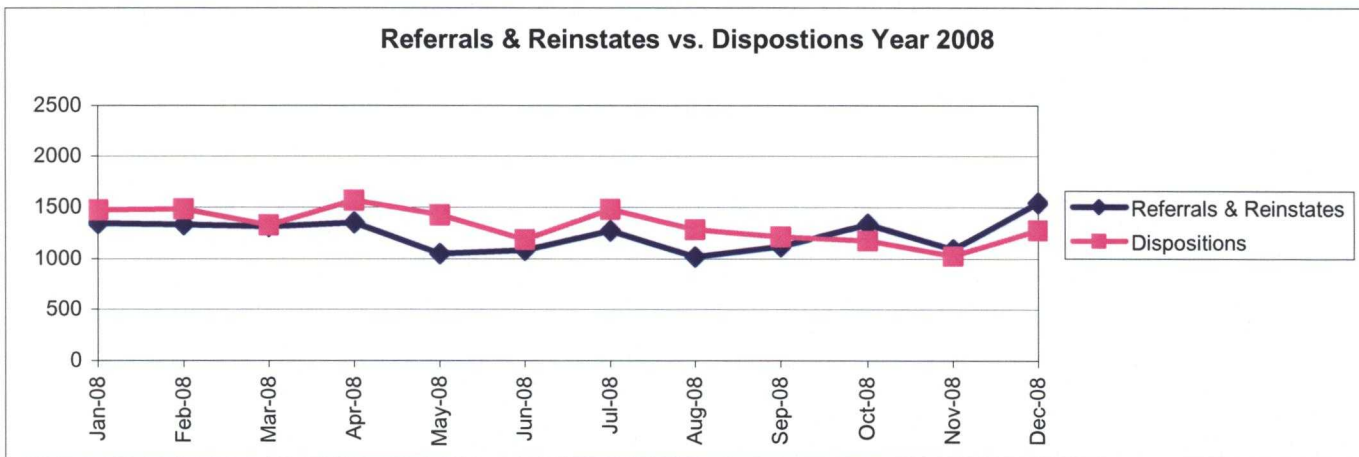


	Referrals & Reinstates	Dispositions	Clearance Rate
Jan-07	1591	1550	97%
Feb-07	1242	1095	88%
Mar-07	1393	1628	117%
Apr-07	1123	1592	142%
May-07	1126	1663	148%
Jun-07	1088	2109	194%
Jul-07	1187	1695	143%
Aug-07	1541	1666	108%
Sep-07	1222	1150	94%
Oct-07	1410	1138	81%
Nov-07	1280	1354	106%
Dec-07	1173	1365	116%
Avg	1281	1500	117%
Total	15376	18005	

CUYAHOGA COUNTY COMMON PLEAS COURT

Judicial Foreclosure Clearance Rate Year 2008

The Clearance Rate is the number of outgoing cases as a percentage of the number of incoming cases. Clearance rate measures whether the court is keeping up with its incoming caseload. If cases are not disposed in a timely manner, a backlog of cases awaiting disposition will grow. A Clearance Rate of 100% indicates that at least as many cases as have been filed, reopened, or reactivated in a period have been disposed.

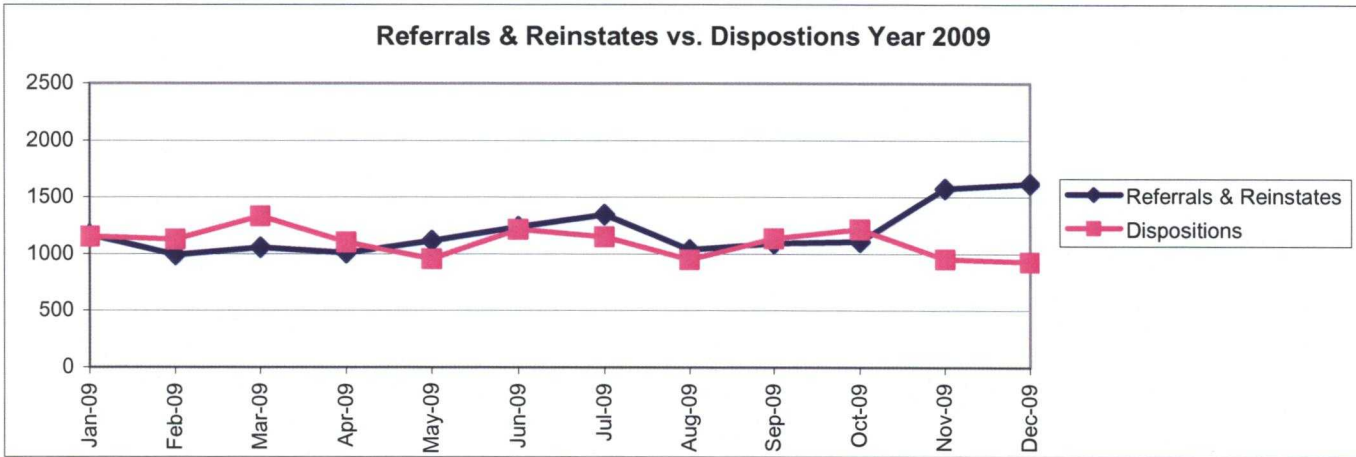


	Referrals & Reinstates	Dispositions	Clearance Rate
Jan-08	1346	1473	109%
Feb-08	1335	1483	111%
Mar-08	1317	1330	101%
Apr-08	1353	1567	116%
May-08	1048	1425	136%
Jun-08	1084	1188	110%
Jul-08	1276	1479	116%
Aug-08	1017	1283	126%
Sep-08	1121	1215	108%
Oct-08	1337	1177	88%
Nov-08	1093	1028	94%
Dec-08	1545	1282	83%
Avg	1239	1328	107%
Total	14872	15930	

CUYAHOGA COUNTY COMMON PLEAS COURT

Judicial Foreclosure Clearance Rate Year 2009

The Clearance Rate is the number of outgoing cases as a percentage of the number of incoming cases. Clearance rate measures whether the court is keeping up with its incoming caseload. If cases are not disposed in a timely manner, a backlog of cases awaiting disposition will grow. A Clearance Rate of 100% indicates that at least as many cases as have been filed, reopened, or reactivated in a period have been disposed.

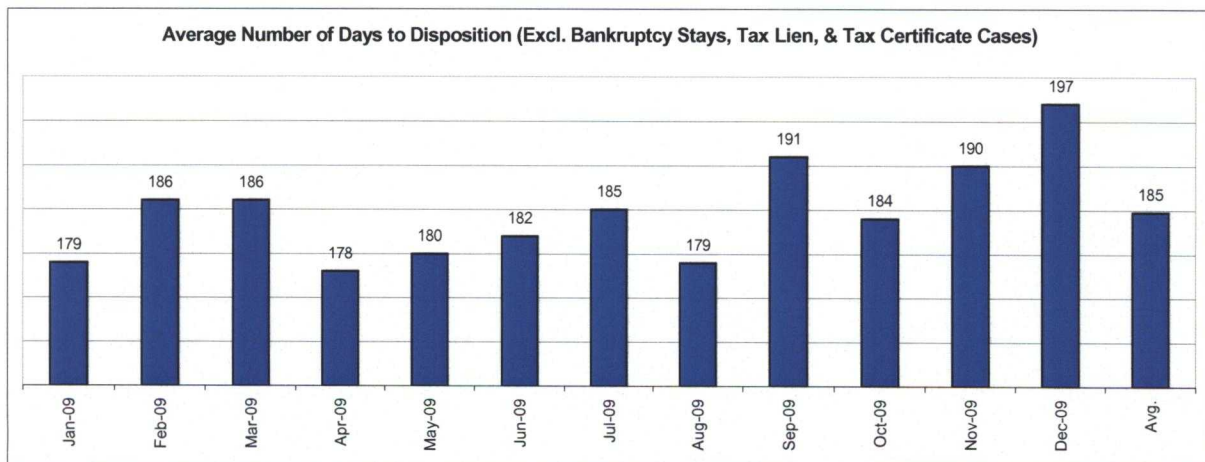
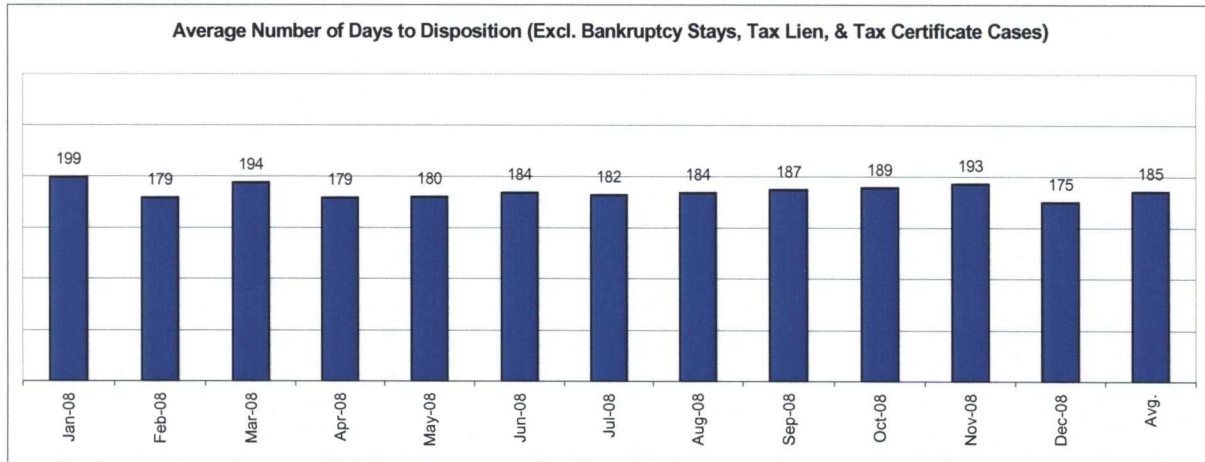
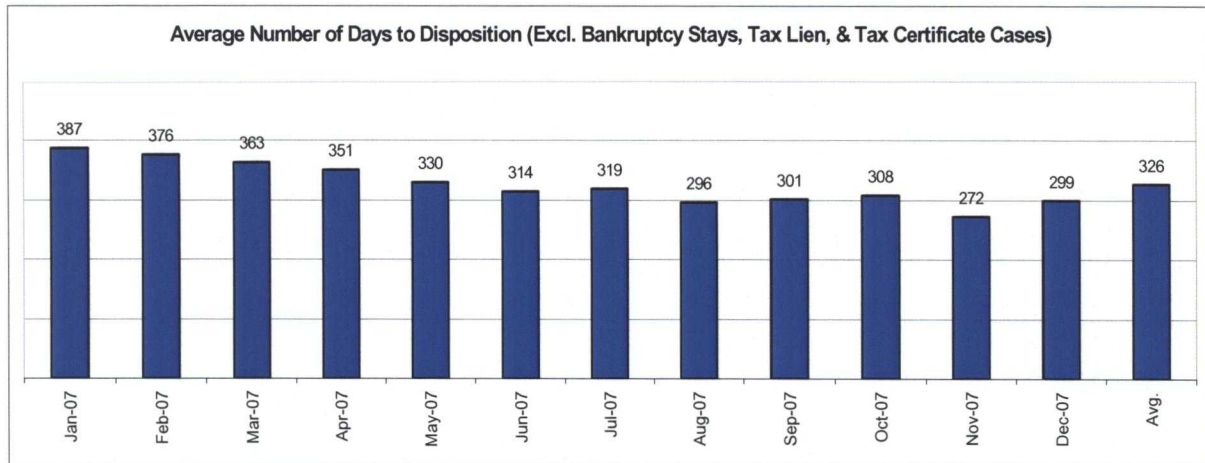


	Referrals & Reinstates	Dispositions	Clearance Rate
Jan-09	1167	1154	99%
Feb-09	991	1127	114%
Mar-09	1058	1331	126%
Apr-09	1010	1102	109%
May-09	1116	955	86%
Jun-09	1238	1214	98%
Jul-09	1345	1149	85%
Aug-09	1038	949	91%
Sep-09	1094	1136	104%
Oct-09	1108	1214	110%
Nov-09	1573	952	61%
Dec-09	1614	927	57%
Avg	1196	1101	92%
Total	14352	13210	

CUYAHOGA COUNTY COMMON PLEAS COURT

Avg. Number of Days to Disp. (Excl. Bank. Stays & Tax Lien & Tax Cert.)

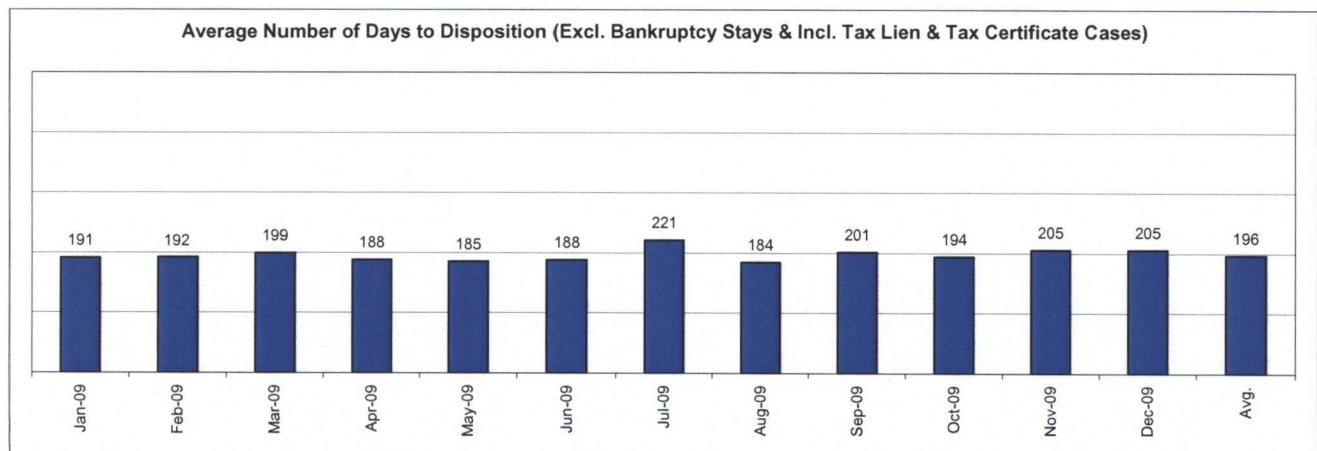
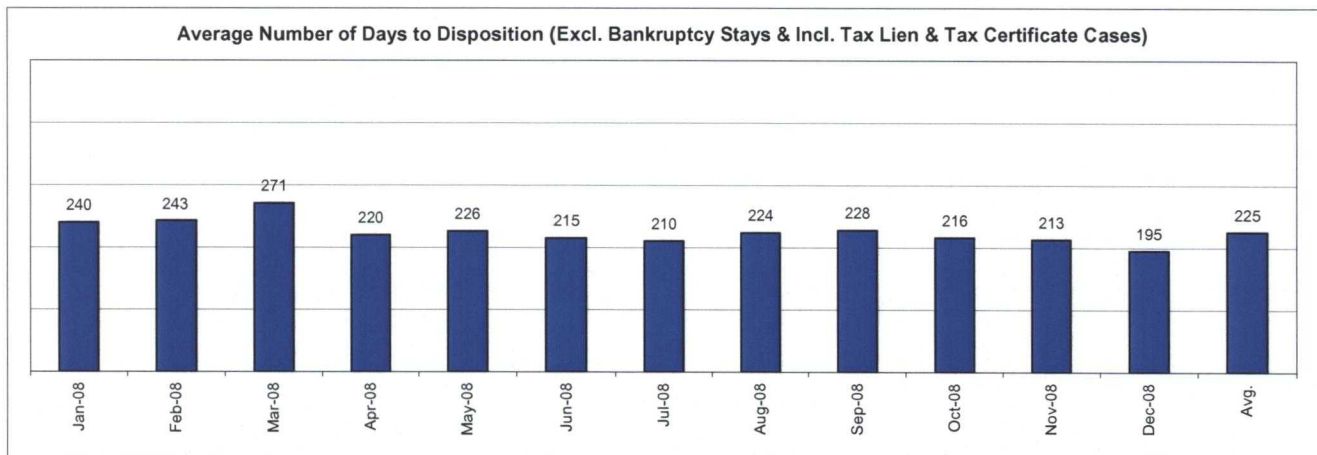
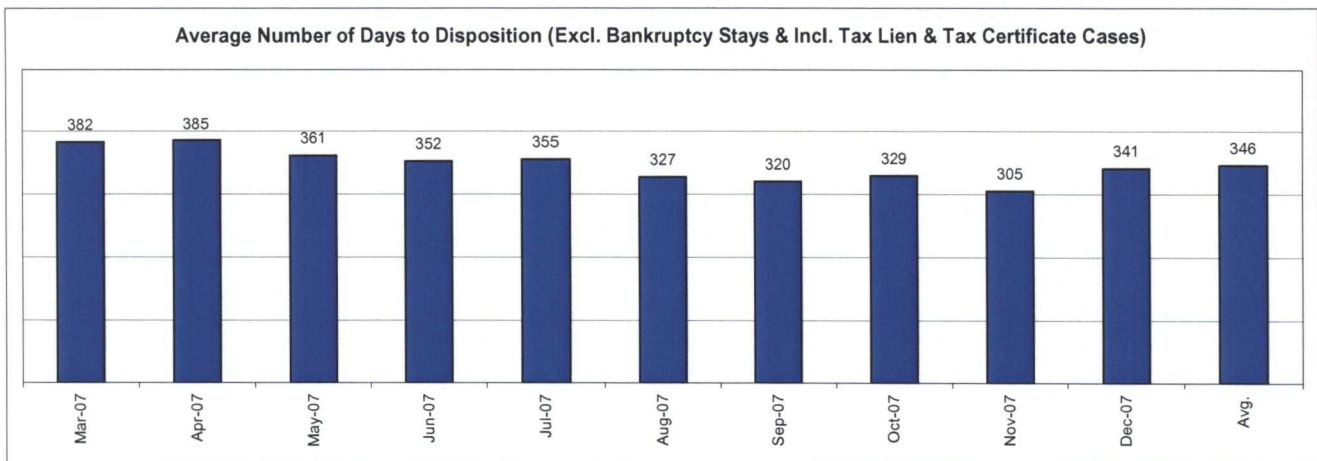
The average number of days to disposition is the number of days from filing to a final disposition entry being filed with the Clerk of Court. The data sample is based on all judicial foreclosure cases terminated by decree or dismissal (cases terminated by bankruptcy are not included) in a month. Each case is examined to determine the number of days between filing and termination with the periods that a case may have been in bankruptcy subtracted. Adding the total days of all of the cases minus bankruptcy periods and dividing by the total number of cases calculates the average. In the following chart, tax judicial foreclosure cases are excluded.



CUYAHOGA COUNTY COMMON PLEAS COURT

Avg. Number of Days to Disp. (Excl. Bank. Stays & Incl. Tax Lien & Tax Cert.)

The average number of days to disposition is the number of days from filing to a final disposition entry being filed with the Clerk of Court. The data sample is based on all Judicial Foreclosure cases terminated by decree or dismissal (cases terminated by bankruptcy are not included) in a month. Each case is examined to determine the number of days between filing and termination with the periods that a case may have been in bankruptcy subtracted. Adding the total days of all of the cases minus bankruptcy periods and dividing by the total number of cases calculates the average. In the following chart, all types of Judicial Foreclosure cases are included.



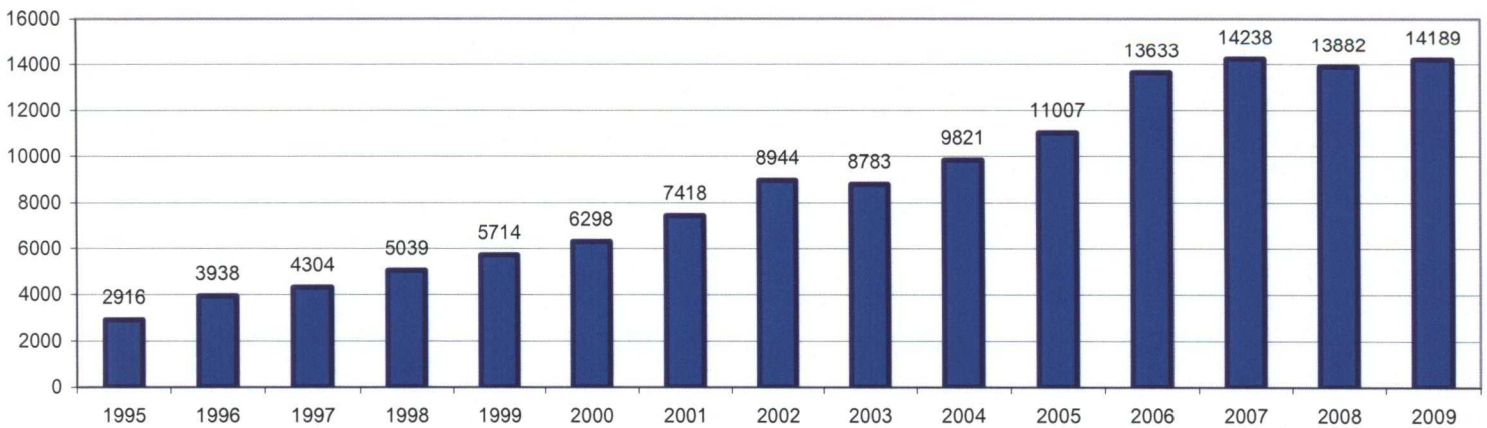
CUYAHOGA COUNTY COMMON PLEAS COURT

Total New Judicial Foreclosure Filings

The following charts are provided as a historical view of new judicial foreclosure filings.

1. Total New Judicial Foreclosure Filings from 1995 – 2009
2. Total New Marsh of Lien/Quite Title/Partition Filings from 2007 – 2009 by Month
3. Total New Tax Lien & Tax Certificate Filings by Month for 2007 – 2009 by Month
4. Total New Judicial Foreclosure Filings from 2007 – 2009 by Month

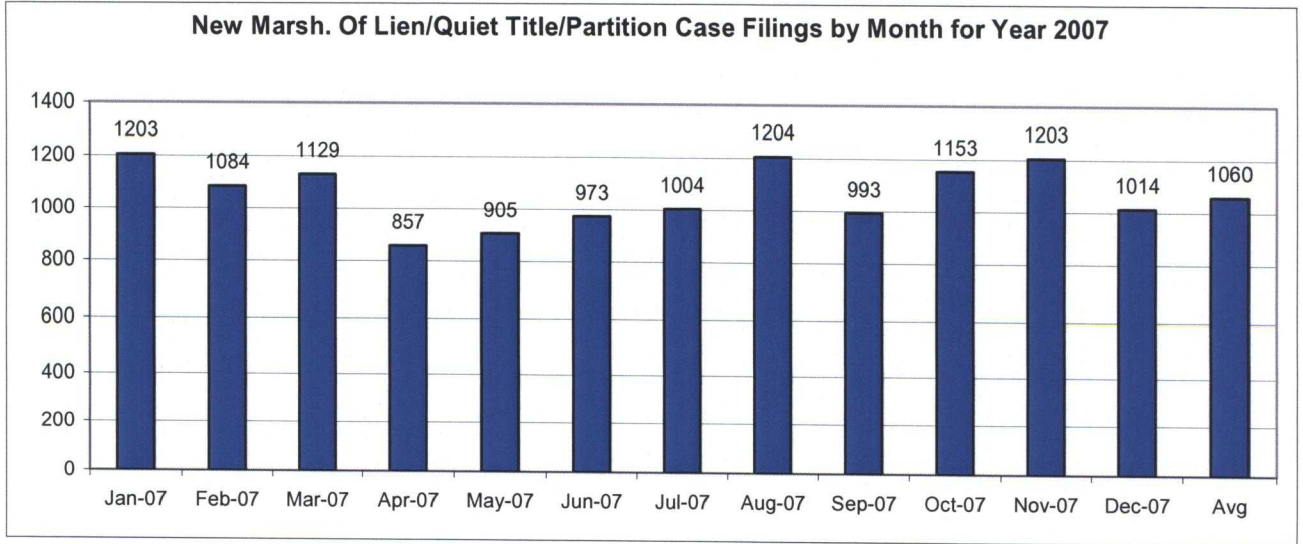
Total New Judicial Foreclosure Filings 1995 - 2009



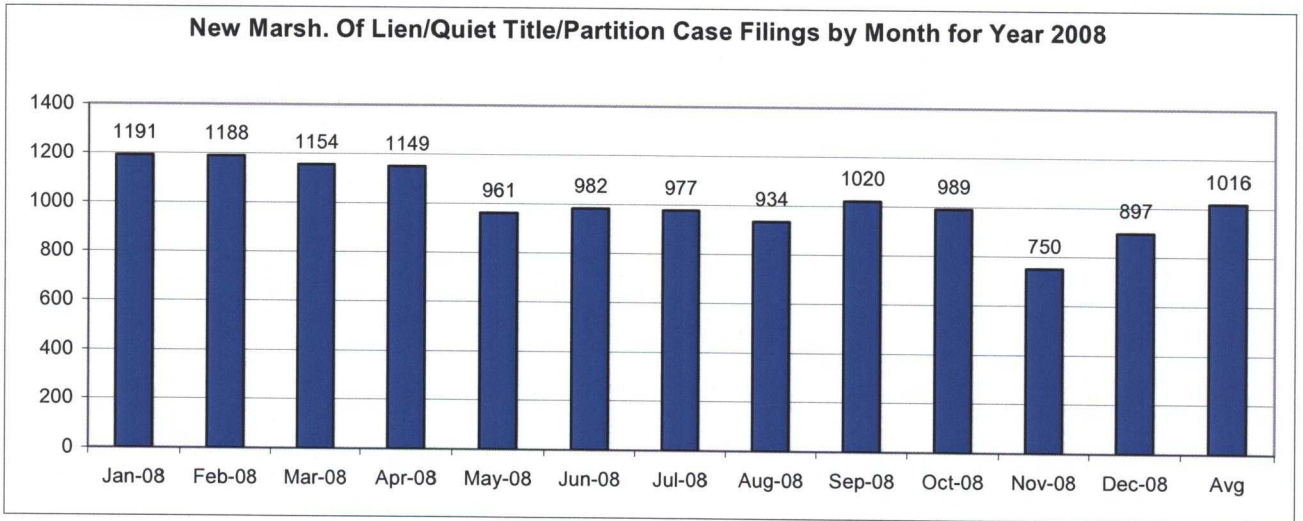
CUYAHOGA COUNTY COMMON PLEAS COURT

New Marsh. of Lien/Quiet Title/Partition Filings by Month for 2007 – 2009 YTD

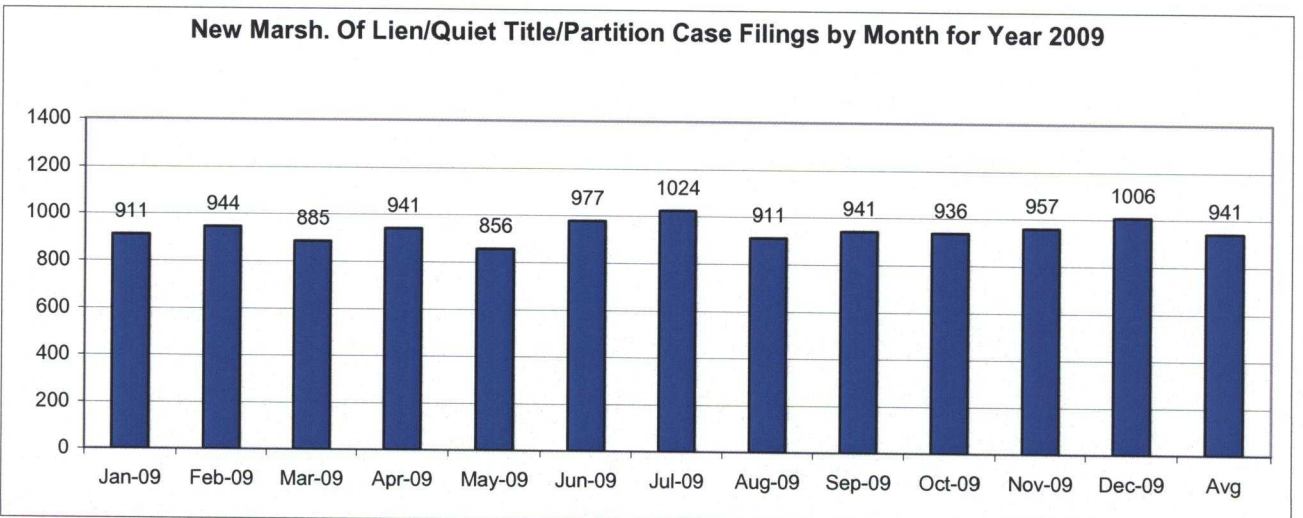
Month	# Filings
Jan-07	1203
Feb-07	1084
Mar-07	1129
Apr-07	857
May-07	905
Jun-07	973
Jul-07	1004
Aug-07	1204
Sep-07	993
Oct-07	1153
Nov-07	1203
Dec-07	1014
Avg	1060
Total	12722



Month	# Filings
Jan-08	1191
Feb-08	1188
Mar-08	1154
Apr-08	1149
May-08	961
Jun-08	982
Jul-08	977
Aug-08	934
Sep-08	1020
Oct-08	989
Nov-08	750
Dec-08	897
Avg	1016
Total	12192



Month	# Filings
Jan-09	911
Feb-09	944
Mar-09	885
Apr-09	941
May-09	856
Jun-09	977
Jul-09	1024
Aug-09	911
Sep-09	941
Oct-09	936
Nov-09	957
Dec-09	1006
Avg	941
Total	11289



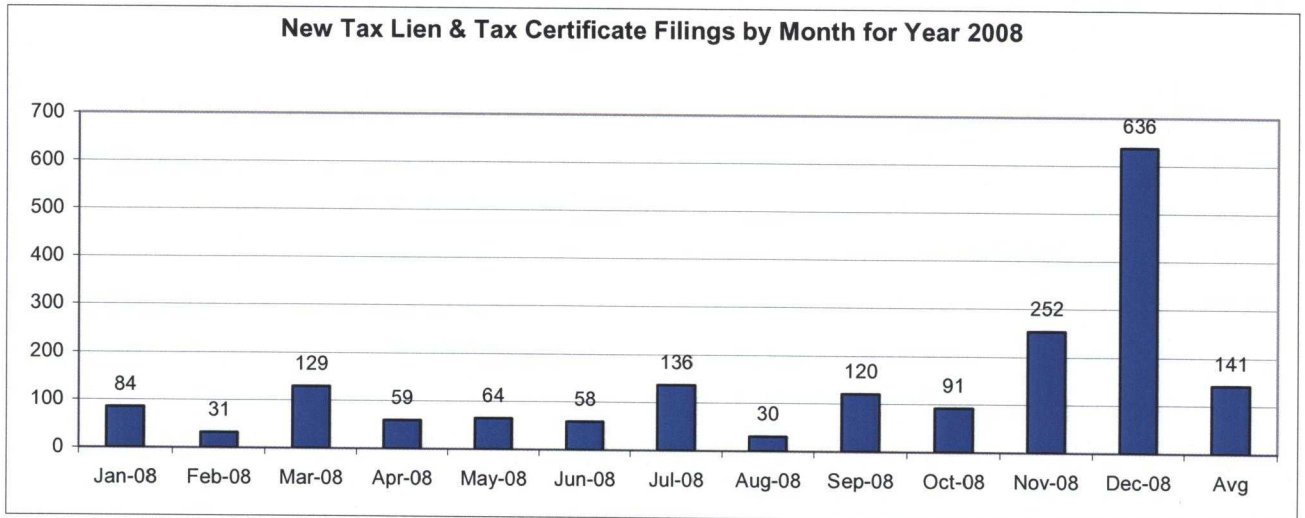
CUYAHOGA COUNTY COMMON PLEAS COURT

New Tax Lien & Certificate Filings by Month for Year 2007 – 2009 YTD

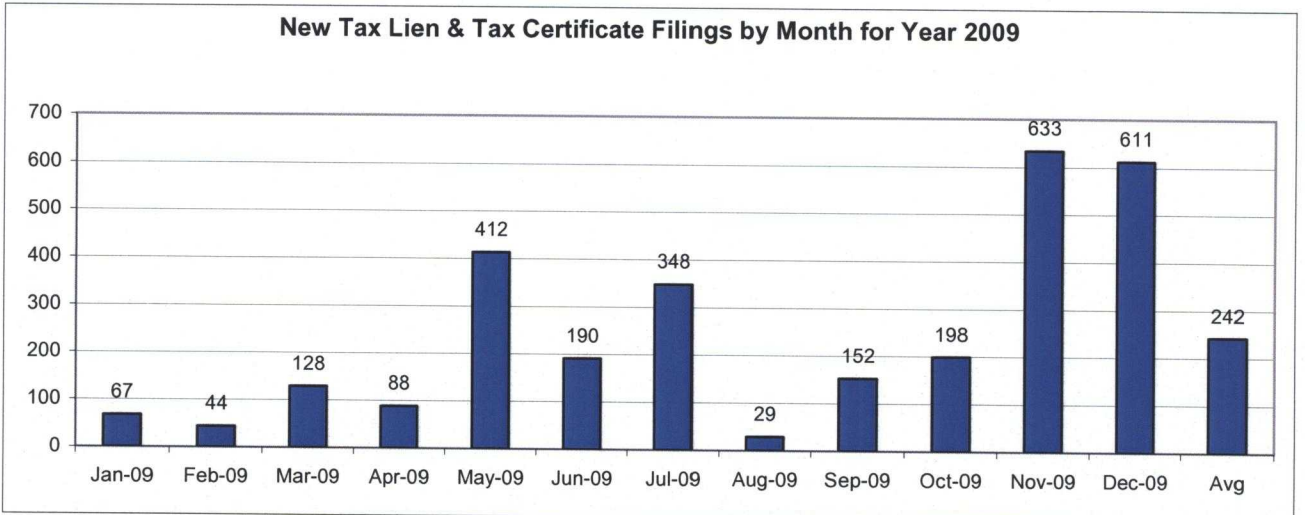
Month	# Filings
Jan-07	213
Feb-07	113
Mar-07	169
Apr-07	137
May-07	90
Jun-07	89
Jul-07	99
Aug-07	225
Sep-07	138
Oct-07	79
Nov-07	107
Dec-07	57
Avg	126
Total	1516



Month	# Filings
Jan-08	84
Feb-08	31
Mar-08	129
Apr-08	59
May-08	64
Jun-08	58
Jul-08	136
Aug-08	30
Sep-08	120
Oct-08	91
Nov-08	252
Dec-08	636
Avg	141
Total	1690



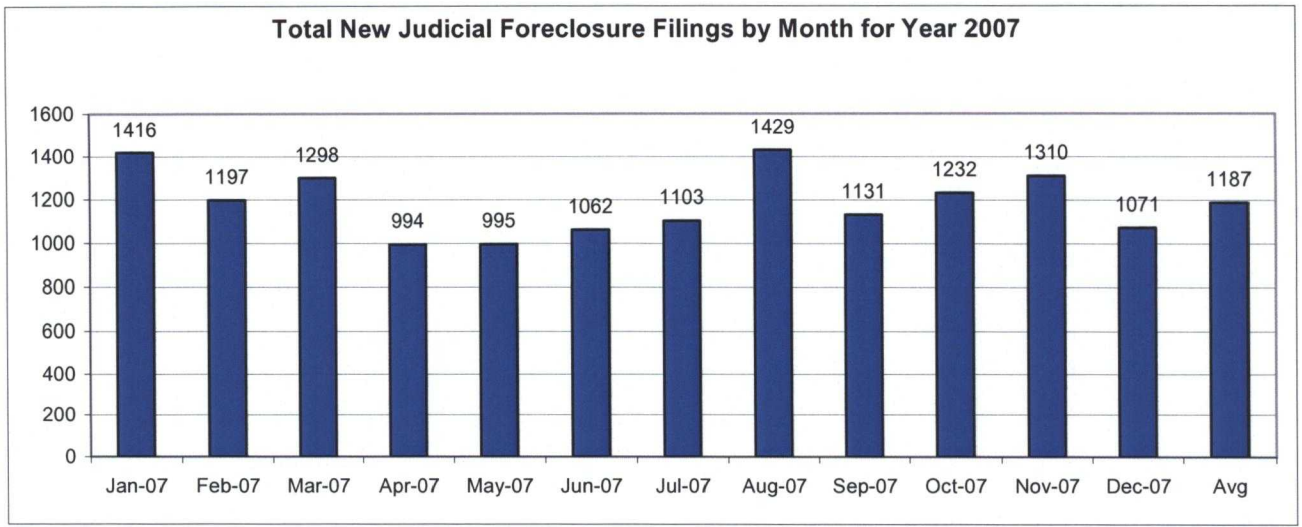
Month	# Filings
Jan-09	67
Feb-09	44
Mar-09	128
Apr-09	88
May-09	412
Jun-09	190
Jul-09	348
Aug-09	29
Sep-09	152
Oct-09	198
Nov-09	633
Dec-09	611
Avg	242
Total	2900



CUYAHOGA COUNTY COMMON PLEAS COURT

Total New Judicial Foreclosure Filings by Month for Year 2007 – 2009 YTD

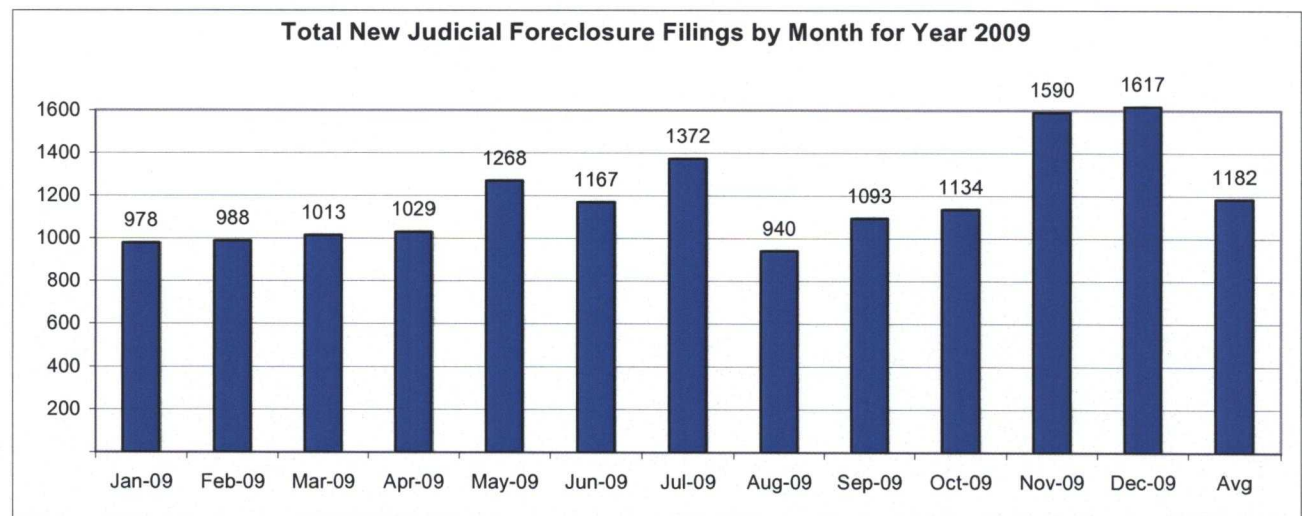
Month	# Filings
Jan-07	1416
Feb-07	1197
Mar-07	1298
Apr-07	994
May-07	995
Jun-07	1062
Jul-07	1103
Aug-07	1429
Sep-07	1131
Oct-07	1232
Nov-07	1310
Dec-07	1071
Avg	1187
Total	14238



Month	# Filings
Jan-08	1275
Feb-08	1219
Mar-08	1283
Apr-08	1208
May-08	1025
Jun-08	1040
Jul-08	1113
Aug-08	964
Sep-08	1140
Oct-08	1080
Nov-08	1002
Dec-08	1533
Avg	1157
Total	13882



Month	# Filings
Jan-09	978
Feb-09	988
Mar-09	1013
Apr-09	1029
May-09	1268
Jun-09	1167
Jul-09	1372
Aug-09	940
Sep-09	1093
Oct-09	1134
Nov-09	1590
Dec-09	1617
Avg	1182
Total	14189



CUYAHOGA COUNTY COMMON PLEAS COURT

Magistrate's Monthly Report

The Magistrates' Monthly Report consists of 5 reports. Below is a description of each.

Magistrate's Monthly Supplemental Journal Entry Report (R415)

Retrieves total number of supplemental entries and Decrees of Confirmation of Sheriff's sale created during a specific period. A supplemental entry is any journal created by a magistrate, which does not close out a case. For example, any magistrate's order (MG) setting a hearing, any journal entry (JE) ruling on a motion, journals confirming Sheriff's sales, etc.).

Magistrate's Full Disposition Count by Magistrate Report (R413)

Retrieves total number of cases disposed of during a specific period. The dispositions are grouped by Magistrate and then broken down by the type of disposition (i. e. Default, Dismissed with Prejudice, Dismissed without Prejudice, etc.) This report can be printed three different ways. Including tax cases (Full Dispositions), excluding tax cases (Non-Tax Dispositions), and Tax cases only (Tax Dispositions).

Magistrate's Monthly Cases Referred/Reinstated Report (R418)

Retrieves newly filed cases referred to the Magistrates Dept. and cases previously disposed by the Magistrates Dept. that are reinstated and re-referred to the magistrates. The cases are separated by Tax (filing code 1465; Tax Judicial Foreclosure & 1466; Tax Certificate Judicial Foreclosure) and Non-Tax (1460; Judicial Foreclosure Marsh. Of Lien, 1480; Partition, 1470; Quiet Title, misc. (i. e. 1391; Contract Other, etc.).

Magistrate's Monthly Hearing Totals Report (R3146)

Retrieves total number of hearings held during one month. The hearings are grouped by Magistrate and then broken down by what type hearing was held (i. e. Default, Pretrial, etc.).

Magistrate's Monthly Case Load Report (R3147)

Retrieves individual caseload totals for individual magistrates during a specific period. The cases are grouped by magistrate and then broken down by case type (i. e. tax judicial foreclosure, tax certificate judicial foreclosure and non-tax judicial foreclosure).

CUYAHOGA COUNTY COURT OF COMMON PLEAS

DATE: 04/02/2010
TIME: 8:46 AM

OFFICE OF THE MAGISTRATES
MAGISTRATE'S MONTHLY SUPPLEMENTALS BY CASE
REPORTING PERIOD: DECEMBER 2009

PAGE: 1
CMSR415D

SUPPLEMENTALS

AUGUSTYN	234
BAKER	471
BUCHA	347
CUTHBERT	447
DYKE	240
GAUNTNER	393
GONZALEZ	254
HIPPLEY	334
JACKSON	347
KLEIN	378
LUCAS	173
OLSZTYN	470
VOZAR	293
WEISS	322
UNACCOUNTED FOR	0

TOTAL 4703

CONFIRMATIONS

TOTAL 476

CUYAHOGA COUNTY COURT OF COMMON PLEAS

OFFICE OF THE MAGISTRATES

Full Disposition Count by Magistrate

REPORTING PERIOD: FROM 12/01/2009 TO 12/31/2009

PAGE: 1

CMSR413

DATE: 04/02/2010

TIME: 8:50 AM

MagID	Dispose Type	Tax Cert.	Tax Treas.	Total
KCA	Bank	0	0	2
	Def	0	0	11
	Dism	0	0	17
	Ref. Vacate	0	0	0
	Court Trial	0	0	0
	Other	0	0	7
	<u>MAG'S TOTAL</u>		<u>0</u>	<u>0</u>
GDB	Bank	0	0	7
	Def	0	0	37
	Dism	0	0	20
	Ref. Vacate	0	0	1
	Court Trial	0	0	0
	Other	0	0	7
	<u>MAG'S TOTAL</u>		<u>0</u>	<u>0</u>
SMB	Bank	0	0	6
	Def	0	0	6
	Dism	0	0	24
	Ref. Vacate	0	0	0
	Court Trial	0	0	0
	Other	0	0	2
	<u>MAG'S TOTAL</u>		<u>0</u>	<u>0</u>
ARC	Bank	0	0	10
	Def	0	0	32
	Dism	0	0	32
	Ref. Vacate	0	0	0
	Court Trial	0	0	0
	Other	0	0	4
	<u>MAG'S TOTAL</u>		<u>0</u>	<u>0</u>
JTD	Bank	0	1	8
	Def	0	0	41
	Dism	2	0	30
	Ref. Vacate	0	0	0
	Court Trial	0	0	0
	Other	0	8	16
	<u>MAG'S TOTAL</u>		<u>2</u>	<u>9</u>
TMG	Bank	0	0	4
	Def	0	0	18
	Dism	0	0	25
	Ref. Vacate	0	0	0
	Court Trial	0	0	0
	Other	0	0	4
	<u>MAG'S TOTAL</u>		<u>0</u>	<u>0</u>
TG	Bank	0	0	8
	Def	0	0	41
	Dism	0	0	19
	Ref. Vacate	0	0	0
	Court Trial	0	0	0
	Other	0	0	13
	<u>MAG'S TOTAL</u>		<u>0</u>	<u>0</u>
KH	Bank	0	0	9
	Def	0	0	37

Decrees	474
Defaults	337
Other	137
Court Trial	0
Dismissals	376
Bankruptcy	76
Ref. Vacated	1
Grand Total	927

CUYAHOGA COUNTY COURT OF COMMON PLEAS

OFFICE OF THE MAGISTRATES

Full Disposition Count by Magistrate

REPORTING PERIOD: FROM 12/01/2009 TO 12/31/2009

DATE: 04/02/2010

TIME: 8:50 AM

PAGE: 2

CMSR413

MagID	Dispose Type	Tax Cert.	Tax Treas.	Total
	Ref. Vacate	0	0	0
	Court Trial	0	0	0
	Other	0	0	11
	<u>MAG'S TOTAL</u>	0	0	<u>93</u>

JLJ	Bank	0	0	4
	Def	0	0	19
	Dism	0	0	35
	Ref. Vacate	0	0	0
	Court Trial	0	0	0
	Other	0	0	9
	<u>MAG'S TOTAL</u>	0	0	<u>67</u>

MK	Bank	0	0	5
	Def	0	0	32
	Dism	0	0	28
	Ref. Vacate	0	0	0
	Court Trial	0	0	0
	Other	0	0	13
	<u>MAG'S TOTAL</u>	0	0	<u>78</u>

PL	Bank	1	0	1
	Def	1	0	1
	Dism	5	2	7
	Ref. Vacate	0	0	0
	Court Trial	0	0	0
	Other	1	22	23
	<u>MAG'S TOTAL</u>	8	24	<u>32</u>

CEO	Bank	0	0	9
	Def	0	0	41
	Dism	0	0	47
	Ref. Vacate	0	0	0
	Court Trial	0	0	0
	Other	0	0	5
	<u>MAG'S TOTAL</u>	0	0	<u>102</u>

TJV	Bank	0	0	3
	Def	0	0	21
	Dism	1	1	30
	Ref. Vacate	0	0	0
	Court Trial	0	0	0
	Other	0	1	2
	<u>MAG'S TOTAL</u>	1	2	<u>56</u>

CW	Bank	0	0	0
	Def	0	0	0
	Dism	15	11	26
	Ref. Vacate	0	0	0
	Court Trial	0	0	0
	Other	0	21	21
	<u>MAG'S TOTAL</u>	15	32	<u>47</u>

CUYAHOGA COUNTY COURT OF COMMON PLEAS

DATE: 04/02/2010
 TIME: 08:40 AM

OFFICE OF THE MAGISTRATES
 MAGISTRATE'S MONTHLY REF/REIN CASES
 FROM 12/01/2009 TO 12/31/2009

CMSR418

MAGISTRATE	NEW REFERRALS				REINSTATED			
	Tax Treas.	Tax Cert.	Non-Tax	Total	Tax Treas.	Tax Cert.	Non-Tax	Total
<u>AUGUSTYN/KEVIN/C</u>	0	0	27	27	0	0	3	3
<u>BAKER/GAIL/D</u>	0	1	85	86	0	0	8	8
<u>BUCHA/STEPHEN/M</u>	0	0	58	58	0	0	3	3
<u>CUTHBERT/AMY/R</u>	0	0	91	91	0	0	5	5
<u>DYKE/JOHN/T</u>	22	0	83	105	0	0	4	4
<u>GAUNTNER/TIMOTHY/M</u>	0	0	98	98	0	0	4	4
<u>GONZALEZ/TRACEY/</u>	0	0	58	58	0	0	7	7
<u>HIPPLEY/KEVIN/</u>	0	0	91	91	0	0	9	9
<u>JACKSON/JIM/L</u>	0	0	77	77	0	0	16	16
<u>KLEIN/MONICA/</u>	0	0	78	78	0	0	9	9
<u>LUCAS/PAUL/</u>	247	32	0	279	3	0	0	3
<u>OLSZTYN/CHRISTOPHER/E</u>	0	1	96	97	0	0	4	4
<u>VOZAR/THOMAS/J</u>	14	2	87	103	0	0	10	10
<u>WEISS/CAROL/</u>	248	32	0	280	0	0	1	1
<u>TOTAL</u>	531	68	929	1528	3	0	83	86
<u>COMBINED TOTAL</u>	1614							

CUYAHOGA COUNTY COURT OF COMMON PLEAS

OFFICE OF THE MAGISTRATES

MAG MONTHLY HEARING TOTALS

Reporting Period: December 2009

DATE: 04/02/2010
TIME: 08:41 AM

PAGE: 1
CMSR3146

Monthly Hearing Total 790

AUGUSTYN
 Default Hearings 34
 Tax Hearings 0
 Pretrials 8

 TOTAL: 42

BAKER
 Default Hearings 67
 Tax Hearings 0
 Pretrials 6

 TOTAL: 73

BUCHA
 Default Hearings 50
 Tax Hearings 0
 Pretrials 26

 TOTAL: 76

CUTHBERT
 Default Hearings 66
 Tax Hearings 0
 Pretrials 16

 TOTAL: 82

DYKE
 Default Hearings 35
 Tax Hearings 0
 Pretrials 4

 TOTAL: 39

GAUNTNER
 Default Hearings 53
 Tax Hearings 0
 Pretrials 15

 TOTAL: 68

GONZALEZ
 Default Hearings 47
 Tax Hearings 0
 Pretrials 1

 TOTAL: 48

HIPPLEY
 Default Hearings 44
 Tax Hearings 0
 Pretrials 5

 TOTAL: 49

JACKSON
 Default Hearings 50
 Tax Hearings 0
 Pretrials 14

 TOTAL: 64

KLEIN
 Default Hearings 35
 Tax Hearings 0

CUYAHOGA COUNTY COURT OF COMMON PLEAS

OFFICE OF THE MAGISTRATES

MAG MONTHLY HEARING TOTALS

Reporting Period: December 2009

DATE: 04/02/2010

TIME: 08:41 AM

PAGE: 2

CMSR3146

TOTAL:	42
LUCAS	
Default Hearings	0
Tax Hearings	42
Pretrials	9
<hr/>	
TOTAL:	51
OLSZTYN	
Default Hearings	81
Tax Hearings	0
Pretrials	3
<hr/>	
TOTAL:	84
VOZAR	
Default Hearings	23
Tax Hearings	1
Pretrials	18
<hr/>	
TOTAL:	42
WEISS	
Default Hearings	4
Tax Hearings	26
Pretrials	0
<hr/>	
TOTAL:	30

CUYAHOGA COUNTY COURT OF COMMON PLEAS

DATE: 04/02/2010
 TIME: 8:41 AM

Office of the Magistrates
 Magistrate's Monthly Case Load
 MONTH: DECEMBER 2009

PAGE: 1
 CMSR3147

Magistrate Name	Non Tax Total	Tax Cert.	Tax Treas.	Total Tax	Total Cases				
AUGUSTYN	241	0	0	0	241				
BAKER	548	1	0	1	549				
BUCHA	382	0	0	0	382				
CUTHBERT	582	0	0	0	582				
DYKE	424	17	49	66	490				
GAUNTNER	477	0	0	0	477				
GONZALEZ	523	0	0	0	523				
HIPPLEY	701	1	0	1	702				
JACKSON	650	0	0	0	650				
KLEIN	621	0	0	0	621				
LUCAS	6	451	887	1338	1344				
OLSZTYN	496	2	0	2	498				
VOZAR	622	27	44	71	693				
WEISS	1	420	803	1223	1224				
Non Tax Total:	6274	Cert.Tax Total:	919	Tax Treas. Total:	1783	Total Tax:	2702	Total Cases:	8976

CUYAHOGA COUNTY COMMON PLEAS COURT

Report CMSR1062 - Judicial Foreclosure Statistics by Judge

Report CMSR1062 provides a list of judicial foreclosure case activity for each Judge. The report identifies how many cases were pending at the beginning of the period. The new cases filed and cases that were transferred in or reactivated are added to the number pending at the beginning of the period. It then shows the type and number of terminations for the period. The total terminations are subtracted from the total pending which provides the pending at the end of the period.

CUYAHOGA COUNTY COURT OF COMMON PLEAS

DATE: 04/02/2010
TIME: 08:51 AM

Foreclosure Statistics by Judge
Reporting Period: December 2009

PAGE: 1
CMSR1062

Judge							
AMBROSE, DICK							
Pending at Beg of Period			New Cases Filed		Cases Transferred In / Reactivated		Total
	250		42		4		296
Terminations							
	Bankruptcy	Default	RefVacated	Court Trial	Dismiss	Other	Total
	3	8	0	0	21	0	32
	Total Pending at End of Period						264
BURNSIDE, JANET R							
Pending at Beg of Period			New Cases Filed		Cases Transferred In / Reactivated		Total
	287		45		5		337
Terminations							
	Bankruptcy	Default	RefVacated	Court Trial	Dismiss	Other	Total
	8	13	0	0	15	6	42
	Total Pending at End of Period						295
CALABRESE, DEENA R							
Pending at Beg of Period			New Cases Filed		Cases Transferred In / Reactivated		Total
	308		50		8		366
Terminations							
	Bankruptcy	Default	RefVacated	Court Trial	Dismiss	Other	Total
	3	14	0	0	15	13	45
	Total Pending at End of Period						321
CORRIGAN, BRIAN J							
Pending at Beg of Period			New Cases Filed		Cases Transferred In / Reactivated		Total
	157		18		4		179
Terminations							
	Bankruptcy	Default	RefVacated	Court Trial	Dismiss	Other	Total
	1	14	0	0	7	11	33
	Total Pending at End of Period						146
CORRIGAN, PETER J							
Pending at Beg of Period			New Cases Filed		Cases Transferred In / Reactivated		Total
	256		58		9		323
Terminations							
	Bankruptcy	Default	RefVacated	Court Trial	Dismiss	Other	Total
	2	21	0	0	17	14	54
	Total Pending at End of Period						269
DONNELLY, MICHAEL P							
Pending at Beg of Period			New Cases Filed		Cases Transferred In / Reactivated		Total
	295		49		5		349
Terminations							
	Bankruptcy	Default	RefVacated	Court Trial	Dismiss	Other	Total
	3	13	0	0	13	8	37
	Total Pending at End of Period						312
FRIEDLAND, CAROLYN B							
Pending at Beg of Period			New Cases Filed		Cases Transferred In / Reactivated		Total
	241		43		2		286
Terminations							
	Bankruptcy	Default	RefVacated	Court Trial	Dismiss	Other	Total
	1	13	0	0	14	3	31
	Total Pending at End of Period						255
FRIEDMAN, STUART A							

CUYAHOGA COUNTY COURT OF COMMON PLEAS

DATE: 04/02/2010
TIME: 08:51 AM

Foreclosure Statistics by Judge
Reporting Period: December 2009

PAGE: 2
CMSR1062

Judge							
	Pending at Beg of Period		New Cases Filed		Cases Transferred In / Reactivated		Total
	315		50		2		367
Terminations	Bankruptcy	Default	RefVacated	Court Trial	Dismiss	Other	Total
	5	13	0	0	16	8	42
	Total Pending at End of Period						325
FUERST, NANCY A							
	Pending at Beg of Period		New Cases Filed		Cases Transferred In / Reactivated		Total
	268		55		5		328
Terminations	Bankruptcy	Default	RefVacated	Court Trial	Dismiss	Other	Total
	0	9	0	0	15	5	29
	Total Pending at End of Period						299
GALLAGHER, EILEEN A							
	Pending at Beg of Period		New Cases Filed		Cases Transferred In / Reactivated		Total
	142		0		4		146
Terminations	Bankruptcy	Default	RefVacated	Court Trial	Dismiss	Other	Total
	1	5	0	0	7	7	20
	Total Pending at End of Period						126
GALLAGHER, EILEEN T							
	Pending at Beg of Period		New Cases Filed		Cases Transferred In / Reactivated		Total
	250		46		12		308
Terminations	Bankruptcy	Default	RefVacated	Court Trial	Dismiss	Other	Total
	3	1	0	0	13	16	33
	Total Pending at End of Period						275
GALLAGHER, HOLLIE L							
	Pending at Beg of Period		New Cases Filed		Cases Transferred In / Reactivated		Total
	218		52		2		272
Terminations	Bankruptcy	Default	RefVacated	Court Trial	Dismiss	Other	Total
	4	12	0	0	13	5	34
	Total Pending at End of Period						238
GAUL, DANIEL							
	Pending at Beg of Period		New Cases Filed		Cases Transferred In / Reactivated		Total
	280		58		6		344
Terminations	Bankruptcy	Default	RefVacated	Court Trial	Dismiss	Other	Total
	3	7	0	0	6	5	21
	Total Pending at End of Period						323
MASON, LANCE T							
	Pending at Beg of Period		New Cases Filed		Cases Transferred In / Reactivated		Total
	272		45		6		323
Terminations	Bankruptcy	Default	RefVacated	Court Trial	Dismiss	Other	Total
	1	6	0	0	13	5	25
	Total Pending at End of Period						298
MATIA, DAVID T							

CUYAHOGA COUNTY COURT OF COMMON PLEAS

DATE: 04/02/2010
TIME: 08:51 AM

Foreclosure Statistics by Judge
Reporting Period: December 2009

PAGE: 3
CMSR1062

Judge							
	Pending at Beg of Period	New Cases Filed			Cases Transferred In / Reactivated		Total
	269	54			7		330
Terminations	Bankruptcy	Default	RefVacated	Court Trial	Dismiss	Other	Total
	3	12	0	0	10	7	32
Total Pending at End of Period							298
MCCAFFERTY, BRIDGET M							
	Pending at Beg of Period	New Cases Filed			Cases Transferred In / Reactivated		Total
	219	59			2		280
Terminations	Bankruptcy	Default	RefVacated	Court Trial	Dismiss	Other	Total
	4	9	0	0	6	4	23
Total Pending at End of Period							257
MCCORMICK, TIMOTHY							
	Pending at Beg of Period	New Cases Filed			Cases Transferred In / Reactivated		Total
	228	47			7		282
Terminations	Bankruptcy	Default	RefVacated	Court Trial	Dismiss	Other	Total
	2	6	0	0	13	9	30
Total Pending at End of Period							252
MCDONNELL, NANCY R							
	Pending at Beg of Period	New Cases Filed			Cases Transferred In / Reactivated		Total
	117	52			3		172
Terminations	Bankruptcy	Default	RefVacated	Court Trial	Dismiss	Other	Total
	0	2	0	0	3	7	12
Total Pending at End of Period							160
MCGINTY, TIMOTHY J							
	Pending at Beg of Period	New Cases Filed			Cases Transferred In / Reactivated		Total
	259	55			9		323
Terminations	Bankruptcy	Default	RefVacated	Court Trial	Dismiss	Other	Total
	2	6	0	0	12	7	27
Total Pending at End of Period							296
MCMONAGLE, RICHARD J							
	Pending at Beg of Period	New Cases Filed			Cases Transferred In / Reactivated		Total
	239	38			7		284
Terminations	Bankruptcy	Default	RefVacated	Court Trial	Dismiss	Other	Total
	0	10	0	0	5	8	23
Total Pending at End of Period							261
MCMONAGLE, TIMOTHY E							
	Pending at Beg of Period	New Cases Filed			Cases Transferred In / Reactivated		Total
	277	49			7		333
Terminations	Bankruptcy	Default	RefVacated	Court Trial	Dismiss	Other	Total
	3	11	0	0	9	6	29
Total Pending at End of Period							304
O'DONNELL, JOHN P							

CUYAHOGA COUNTY COURT OF COMMON PLEAS

DATE: 04/02/2010
TIME: 08:51 AM

Foreclosure Statistics by Judge
Reporting Period: December 2009

PAGE: 4
CMSR1062

Judge							
	Pending at Beg of Period	New Cases Filed			Cases Transferred In / Reactivated		Total
	222	42			4		268
Terminations	Bankruptcy	Default	RefVacated	Court Trial	Dismiss	Other	Total
	0	4	0	0	11	4	19
Total Pending at End of Period							249
RUSSO, JOHN J							
	Pending at Beg of Period	New Cases Filed			Cases Transferred In / Reactivated		Total
	248	56			3		307
Terminations	Bankruptcy	Default	RefVacated	Court Trial	Dismiss	Other	Total
	1	6	0	0	11	8	26
Total Pending at End of Period							281
RUSSO, JOSEPH D							
	Pending at Beg of Period	New Cases Filed			Cases Transferred In / Reactivated		Total
	244	57			4		305
Terminations	Bankruptcy	Default	RefVacated	Court Trial	Dismiss	Other	Total
	2	7	0	0	13	3	25
Total Pending at End of Period							280
RUSSO, MICHAEL J							
	Pending at Beg of Period	New Cases Filed			Cases Transferred In / Reactivated		Total
	261	53			6		320
Terminations	Bankruptcy	Default	RefVacated	Court Trial	Dismiss	Other	Total
	0	12	0	0	9	7	28
Total Pending at End of Period							292
RUSSO, NANCY MARGARET							
	Pending at Beg of Period	New Cases Filed			Cases Transferred In / Reactivated		Total
	165	57			2		224
Terminations	Bankruptcy	Default	RefVacated	Court Trial	Dismiss	Other	Total
	5	15	0	0	9	13	42
Total Pending at End of Period							182
SAFFOLD, SHIRLEY STRICKI							
	Pending at Beg of Period	New Cases Filed			Cases Transferred In / Reactivated		Total
	277	47			4		328
Terminations	Bankruptcy	Default	RefVacated	Court Trial	Dismiss	Other	Total
	0	16	0	0	6	7	29
Total Pending at End of Period							299
SHEEHAN, BRENDAN J							
	Pending at Beg of Period	New Cases Filed			Cases Transferred In / Reactivated		Total
	268	48			2		318
Terminations	Bankruptcy	Default	RefVacated	Court Trial	Dismiss	Other	Total
	2	7	0	0	12	8	29
Total Pending at End of Period							289
SUSTER, RONALD							

CUYAHOGA COUNTY COURT OF COMMON PLEAS

DATE: 04/02/2010
 TIME: 08:51 AM

Foreclosure Statistics by Judge
 Reporting Period: December 2009

PAGE: 5
 CMSR1062

Judge							
	Pending at Beg of Period		New Cases Filed		Cases Transferred In / Reactivated		Total
	288		44		7		339
Terminations	Bankruptcy	Default	RefVacated	Court Trial	Dismiss	Other	Total
	5	15	0	0	6	5	31
	Total Pending at End of Period						308
SUTULA, JOHN D							
	Pending at Beg of Period		New Cases Filed		Cases Transferred In / Reactivated		Total
	298		54		6		358
Terminations	Bankruptcy	Default	RefVacated	Court Trial	Dismiss	Other	Total
	1	12	0	0	12	3	28
	Total Pending at End of Period						330
SUTULA, KATHLEEN ANN							
	Pending at Beg of Period		New Cases Filed		Cases Transferred In / Reactivated		Total
	212		47		9		268
Terminations	Bankruptcy	Default	RefVacated	Court Trial	Dismiss	Other	Total
	2	13	0	0	9	3	27
	Total Pending at End of Period						241
SYNENBERG, JOAN							
	Pending at Beg of Period		New Cases Filed		Cases Transferred In / Reactivated		Total
	281		49		9		339
Terminations	Bankruptcy	Default	RefVacated	Court Trial	Dismiss	Other	Total
	1	5	0	0	10	6	22
	Total Pending at End of Period						317
TERRY, STEVEN J							
	Pending at Beg of Period		New Cases Filed		Cases Transferred In / Reactivated		Total
	263		54		1		318
Terminations	Bankruptcy	Default	RefVacated	Court Trial	Dismiss	Other	Total
	3	10	0	0	14	3	30
	Total Pending at End of Period						288
VILLANUEVA, JOSE' A							
	Pending at Beg of Period		New Cases Filed		Cases Transferred In / Reactivated		Total
	290		44		5		339
Terminations	Bankruptcy	Default	RefVacated	Court Trial	Dismiss	Other	Total
	2	9	0	0	14	4	29
	Total Pending at End of Period						310

Monthly Summary

MONTHLY SUMMARY

December 2009

NAME	PEND	ASSIGNED			TRIALS						DISP	PENDING				+
		CV	CR	TOT	JURY			COURT				CV	FR	CR	TOT	
					CV	CR	TOT	CV	CR	TOT		CV	FR	CR	TOT	-
Dick Ambrose	670	106	50	156	0	0	0	0	0	0	112	305	264	145	714	- 44
Janet R. Burnside	761	107	45	152	0	0	0	1	4	5	114	338	298	163	799	- 38
Deena R. Calabrese	770	115	40	155	0	1	1	0	2	2	145	315	321	144	780	- 10
Brian J. Corrigan	509	32	22	54	0	2	2	0	0	0	74	212	145	132	489	+ 20
Peter J. Corrigan	685	112	62	174	0	0	0	0	0	0	155	291	290	123	704	- 19
Michael P. Donnelly	716	111	51	162	1	0	1	0	0	0	128	321	322	107	750	- 34
Carolyn B. Friedland	759	103	31	134	0	1	1	0	1	1	128	349	269	147	765	- 6
Stuart A. Friedman	852	101	36	137	0	1	1	0	1	1	150	336	336	167	839	+ 13
Nancy A. Fuerst	703	111	34	145	1	2	3	1	0	1	113	313	298	124	735	- 32
Eileen A. Gallagher	391	11	7	18	0	1	1	0	0	0	81	155	125	48	328	+ 63
Eileen T. Gallagher	693	111	38	149	0	0	0	0	1	1	85	315	279	163	757	- 64
Hollie L. Gallagher	647	105	44	149	1	2	3	0	0	0	115	319	240	122	681	- 34
Daniel Gaul	883	105	53	158	0	2	2	0	0	0	101	361	346	233	940	- 57
Lance T. Mason	778	108	46	154	0	1	1	0	1	1	119	359	309	145	813	- 35
David T. Matia	723	105	48	153	2	1	3	0	0	0	132	310	298	136	744	- 21
Bridget M. McCafferty	400	103	31	134	1	1	2	0	0	0	148	131	168	87	386	+ 14
Timothy McCormick	646	107	36	143	0	0	0	0	0	0	119	305	253	112	670	- 24
Nancy R. McDonnell	328	101	35	136	0	0	0	0	0	0	47	176	168	73	417	- 89
Timothy J. McGinty	579	115	40	155	1	0	1	0	0	0	125	234	296	79	609	- 30
Richard J. McMonagle	744	112	47	159	0	1	1	0	0	0	121	408	269	105	782	- 38
Timothy E. McMonagle	735	109	37	146	0	3	3	1	2	3	139	318	304	120	742	- 7
John P. O'Donnell	628	104	15	119	1	2	3	1	1	2	109	317	255	66	638	- 10
John J. Russo	639	105	33	138	0	1	1	0	0	0	147	272	281	77	630	+ 9
Joseph D. Russo	731	108	46	154	0	0	0	0	0	0	113	311	280	181	772	- 41
Michael J. Russo	665	107	35	142	0	1	1	0	0	0	112	283	294	118	695	- 30
Nancy Margaret Russo	468	109	29	138	0	0	0	0	1	1	119	209	201	77	487	- 19
Shirley Strickland Saffold	740	105	41	146	1	1	2	0	0	0	112	293	300	181	774	- 34
Brendan J. Sheehan	619	106	47	153	3	1	4	1	0	1	148	269	201	154	624	- 5
Ronald Suster	829	107	37	144	0	0	0	1	1	2	113	333	309	218	860	- 31
John D. Sutula	881	106	35	141	0	3	3	1	1	2	130	361	329	202	892	- 11
Kathleen Ann Sutula	567	115	46	161	0	0	0	0	0	0	116	253	241	118	612	- 45
Joan Synenberg	744	109	50	159	0	1	1	0	0	0	116	340	317	130	787	- 43
Steven J. Terry	825	100	54	154	0	3	3	1	1	2	136	355	291	197	843	- 18
José A. Villanueva	758	110	39	149	0	2	2	0	3	3	115	352	334	106	792	- 34
TOTALS	23066	3481	1340	4821	12	34	46	8	20	28	4037	10119	9231	4500	23850	- 784

Year to Date Summary

SUMMARY FOR THE COURT

January - December 2009

NAME	PEND	ASSIGNED			TRIALS						DISP	PENDING				+	-
		CV	CR	TOT	JURY			COURT				CV	FR	CR	TOT		
Dick Ambrose	717	1171	552	1723	6	18	24	4	12	16	1726	305	264	145	714	+ 3	
Janet R. Burnside	683	1167	513	1680	2	18	20	5	20	25	1564	338	298	163	799	- 116	
Deena R. Calabrese	762	1201	581	1782	5	14	19	1	10	11	1764	315	321	144	780	- 18	
Brian J. Corrigan	885	644	367	1011	10	10	20	1	13	14	1407	212	145	132	489	+ 396	
Peter J. Corrigan	675	1155	526	1681	6	17	23	1	0	1	1652	291	290	123	704	- 29	
Michael P. Donnelly	719	1160	530	1690	5	13	18	2	5	7	1659	321	322	107	750	- 31	
Carolyn B. Friedland	740	1153	499	1652	2	11	13	1	16	17	1627	349	269	147	765	- 25	
Stuart A. Friedman	851	1162	562	1724	5	12	17	0	17	17	1736	336	336	167	839	+ 12	
Nancy A. Fuerst	710	1144	540	1684	5	14	19	2	3	5	1659	313	298	124	735	- 25	
Eileen A. Gallagher	729	876	405	1281	2	5	7	6	8	14	1682	155	125	48	328	+ 401	
Eileen T. Gallagher	711	1261	493	1754	8	16	24	1	4	5	1708	315	279	163	757	- 46	
Hollie L. Gallagher	650	1162	397	1559	4	18	22	1	6	7	1528	319	240	122	681	- 31	
Daniel Gaul	913	1159	633	1792	6	9	15	2	4	6	1765	361	346	233	940	- 27	
Lance T. Mason	819	1143	521	1664	3	20	23	1	7	8	1670	359	309	145	813	+ 6	
David T. Matia	676	1148	543	1691	3	9	12	1	4	5	1623	310	298	136	744	- 68	
Bridget M. McCafferty	399	1136	421	1557	5	24	29	2	2	4	1570	131	168	87	386	+ 13	
Timothy McCormick	728	1127	508	1635	7	11	18	1	18	19	1693	305	253	112	670	+ 58	
Nancy R. McDonnell	172	504	152	656	2	5	7	1	0	1	411	176	168	73	417	- 245	
Timothy J. McGinty	552	1259	448	1707	5	21	26	3	1	4	1650	234	296	79	609	- 57	
Richard J. McMonagle	776	1133	489	1622	3	7	10	0	5	5	1616	408	269	105	782	- 6	
Timothy E. McMonagle	698	1155	498	1653	12	13	25	2	11	13	1609	318	304	120	742	- 44	
John P. O'Donnell	610	1125	377	1502	10	24	34	13	6	19	1474	317	255	66	638	- 28	
John J. Russo	605	1147	524	1671	6	12	18	2	8	10	1646	272	281	77	630	- 25	
Joseph D. Russo	853	1173	537	1710	6	8	14	5	11	16	1791	311	280	181	772	+ 81	
Michael J. Russo	652	1156	484	1640	4	15	19	3	3	6	1597	283	294	118	695	- 43	
Nancy Margaret Russo	450	1178	461	1639	4	4	8	1	13	14	1602	209	201	77	487	- 37	
Shirley Strickland Saffold	726	1148	508	1656	8	21	29	0	3	3	1608	293	300	181	774	- 48	
Brendan J. Sheehan	759	1185	527	1712	12	24	36	6	19	25	1847	269	201	154	624	+ 135	
Ronald Suster	712	1149	579	1728	5	6	11	2	18	20	1580	333	309	218	860	- 148	
John D. Sutula	899	1125	606	1731	4	24	28	16	21	37	1738	361	329	202	892	+ 7	
Kathleen Ann Sutula	603	1166	461	1627	3	27	30	2	13	15	1618	253	241	118	612	- 9	
Joan Synenberg	837	1136	468	1604	2	10	12	0	9	9	1654	340	317	130	787	+ 50	
Steven J. Terry	865	1161	536	1697	3	19	22	2	7	9	1719	355	291	197	843	+ 22	
José A. Villanueva	868	1175	466	1641	2	14	16	0	9	9	1717	352	334	106	792	+ 76	
TOTALS	24004	38044	16712	54756	175	493	668	90	306	396	54910	10119	9231	4500	23850	+ 154	

CUYAHOGA COUNTY COMMON PLEAS COURT

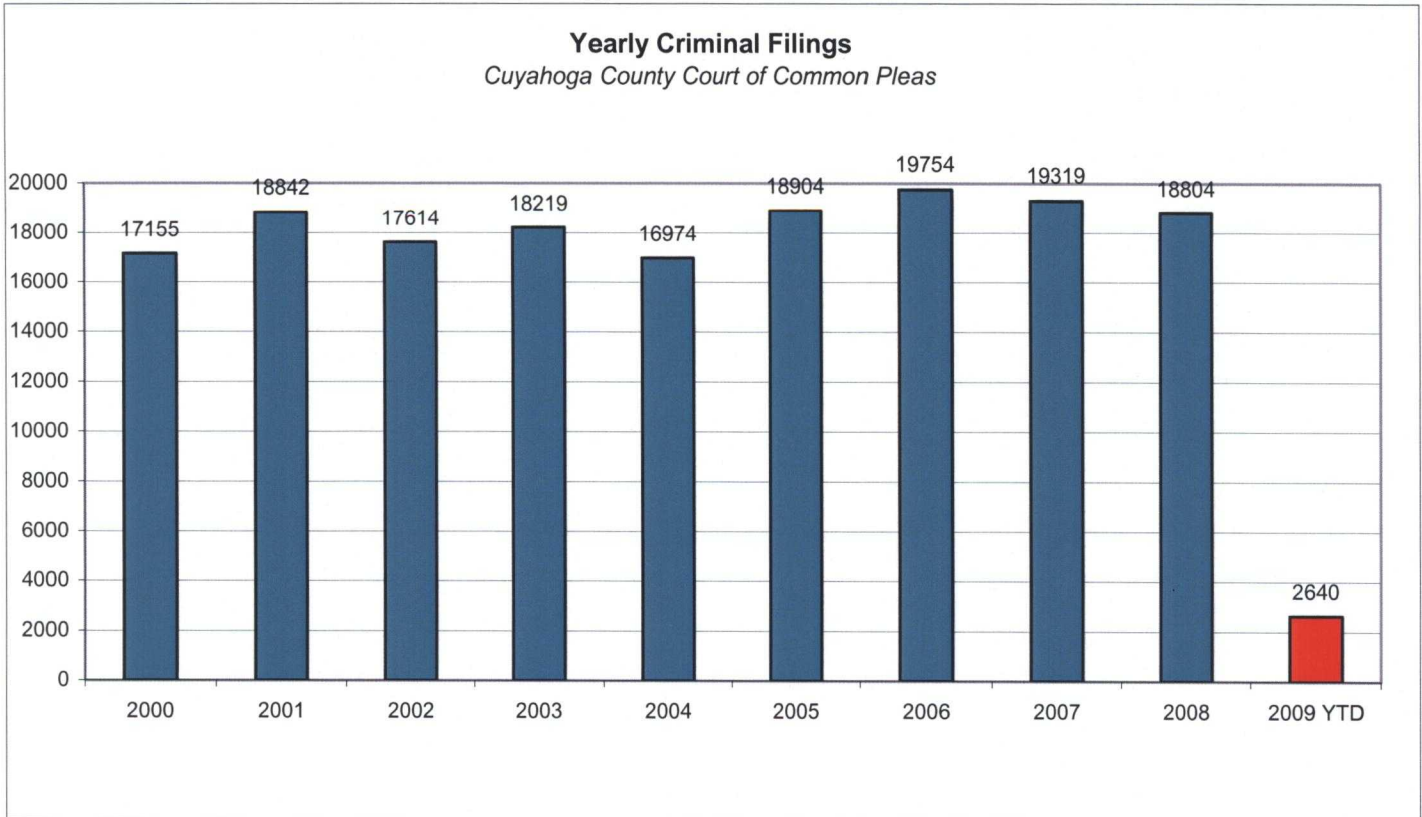
Corrections/Adjustments

CUYAHOGA COUNTY COMMON PLEAS COURT

Corrections / Adjustments

There was an error in the *Yearly Criminal Filings* statistics for the month of February 2009.

The following chart reflects the corrected number.



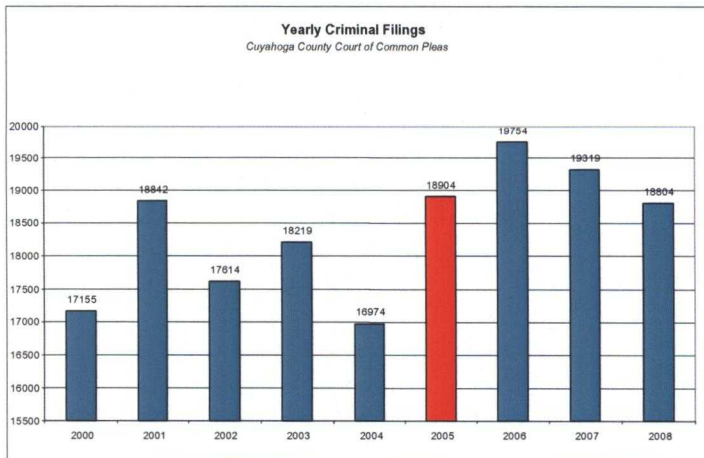
CUYAHOGA COUNTY COMMON PLEAS COURT

Corrections / Adjustments

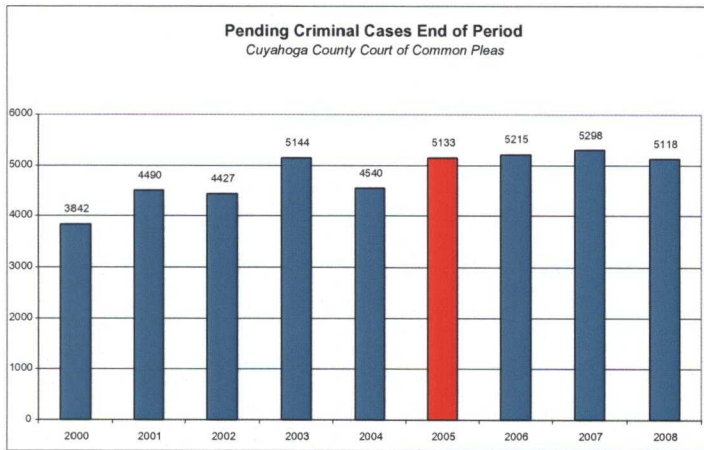
There was an error in the Yearly Criminal Filings, Yearly Criminal Terminations, Pending Criminal Cases End of Period, and Clearance Rate statistics for the year 2005.

The following charts reflect the corrected numbers.

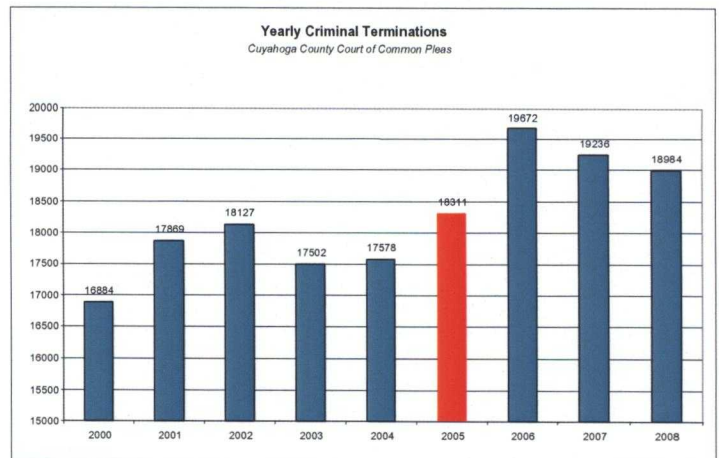
Yearly Criminal Filings



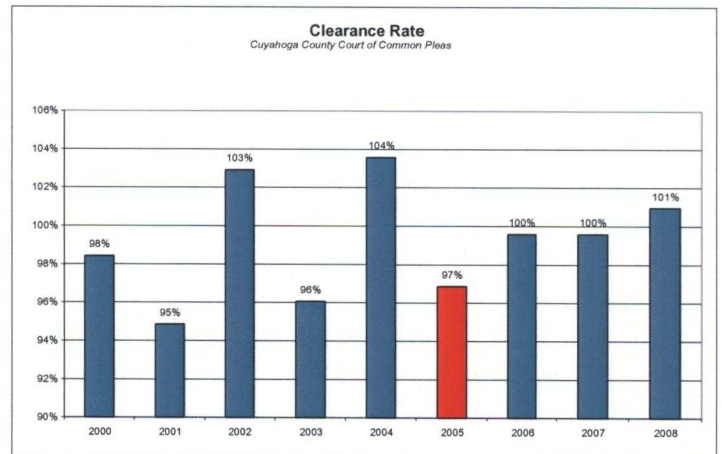
Pending Criminal Cases End of Period



Yearly Criminal Terminations



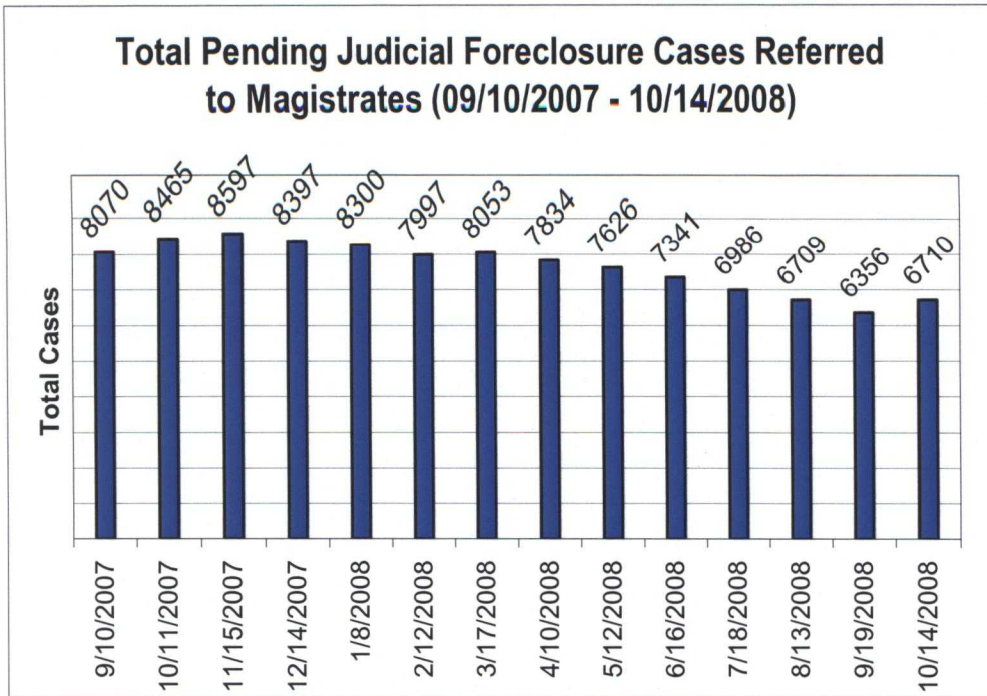
Clearance Rate



CUYAHOGA COUNTY COMMON PLEAS COURT

Corrections / Adjustments

There was an error in the *Total Pending Judicial Foreclosure Cases Referred to Magistrates* for the Month of September 2008. Active cases that were referred to Foreclosure Mediation were erroneously excluded from the total. Below are the corrected charts.



	As of:	9/10/2007	10/11/2007	11/15/2007	12/14/2007	1/8/2008	2/12/2008	3/17/2008	4/10/2008	5/12/2008	6/16/2008	7/18/2008	8/13/2008	9/19/2008	10/14/2008
Year															
1990		0	0	0	0	0	0	0	0	0	0	0	0	0	0
1991		0	0	0	0	0	0	0	0	0	0	0	0	0	0
1992		0	0	0	0	0	0	0	0	0	0	0	0	0	0
1993		1	1	1	1	0	0	0	0	0	0	0	0	0	0
1994		1	1	1	1	0	0	0	0	0	0	0	0	0	0
1995		0	0	0	0	0	0	0	0	0	0	0	0	0	0
1996		0	0	0	0	0	0	0	0	0	0	0	0	0	0
1997		0	0	0	0	0	0	0	0	0	0	0	0	0	0
1998		1	1	1	1	0	0	0	0	0	0	0	0	0	0
1999		0	0	0	0	0	0	0	0	0	0	0	0	0	0
2000		1	1	1	2	2	2	2	2	0	0	0	0	0	0
2001		11	12	12	12	10	8	7	6	4	4	4	5	4	5
2002		48	51	47	45	37	34	22	21	20	18	15	14	9	9
2003		87	82	84	70	65	56	48	40	35	22	19	16	15	12
2004		174	160	163	144	134	111	90	80	74	58	53	47	35	29
2005		359	338	311	282	252	225	160	136	116	89	76	72	52	49
2006		1534	1341	1120	907	786	607	513	431	363	299	254	224	192	180
2007		5853	6477	6856	6932	6899	5504	4468	3533	2685	1975	1479	1183	903	830
2009						115	1450	2743	3585	4329	4876	5086	5148	5146	5596
Total		8070	8465	8597	8397	8300	7997	8053	7834	7626	7341	6986	6709	6356	6710

CUYAHOGA COUNTY COMMON PLEAS COURT

Corrections / Adjustments

There was an error in the *Yearly Criminal Filings* and *Clearance Rate* statistics for the Months of May and June 2008.

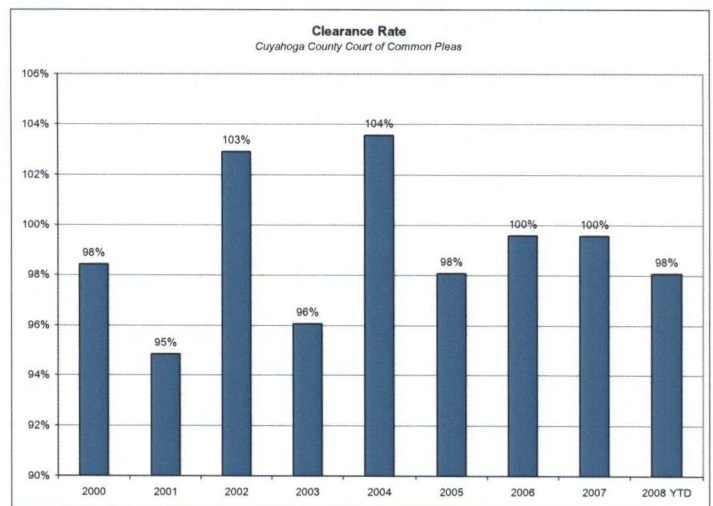
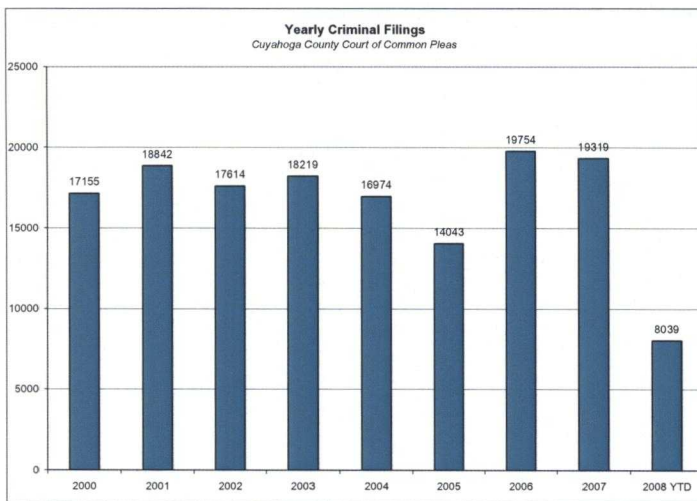
Criminal cases that were transferred in, reactivated or re-designated were not included in the calculation for *Yearly Criminal Filings* total. Consequently, the *Clearance Rate* was affected as well.

The following charts reflect the corrected numbers.

MAY 2008

Newly Filed, Re-Activated And Transferred In Cases

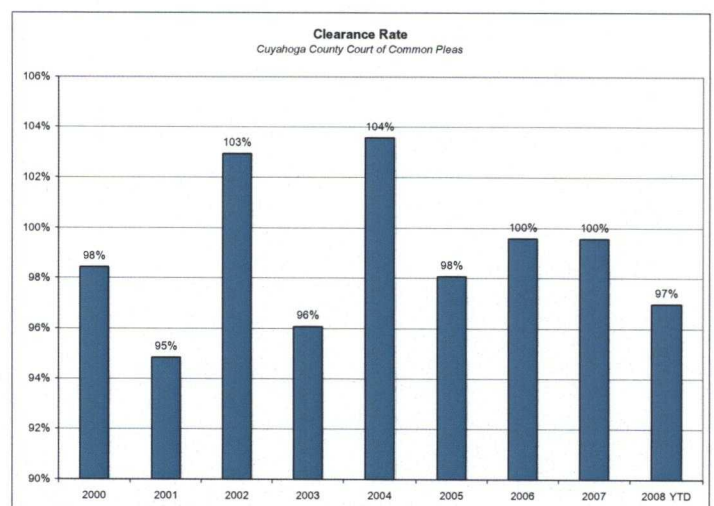
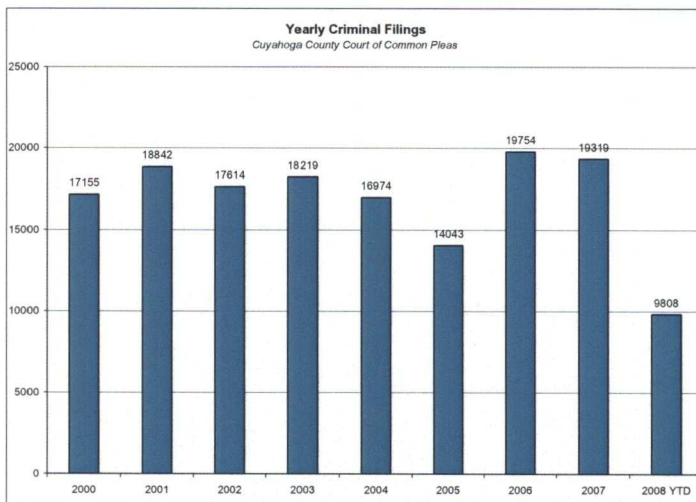
Clearance Rate



JUNE 2008

Newly Filed, Re-Activated And Transferred In Cases

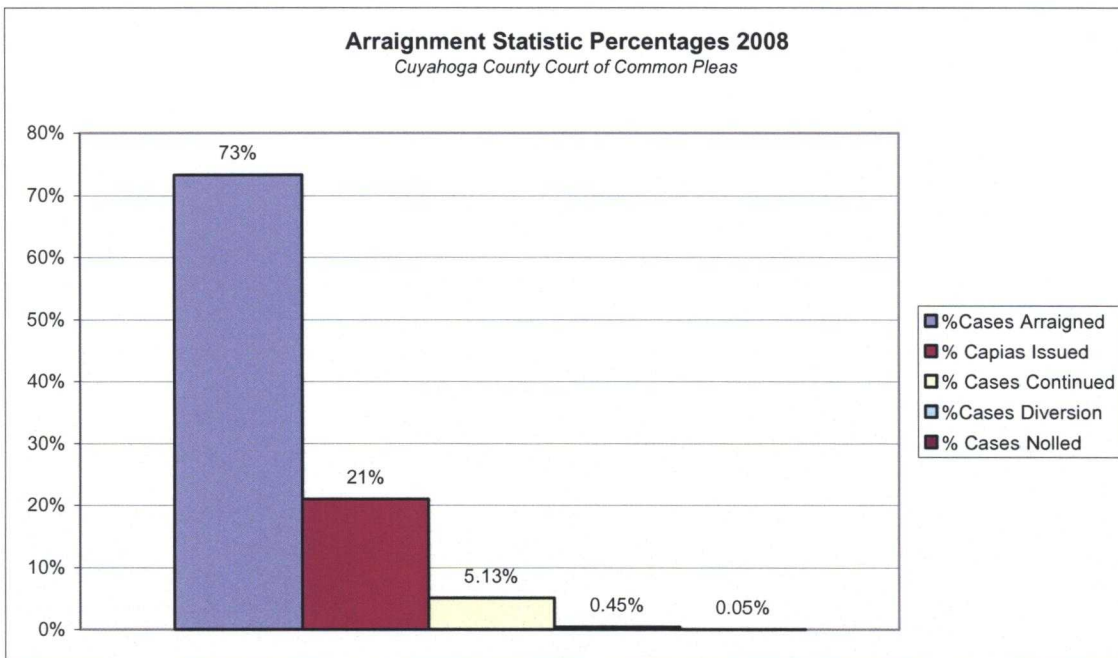
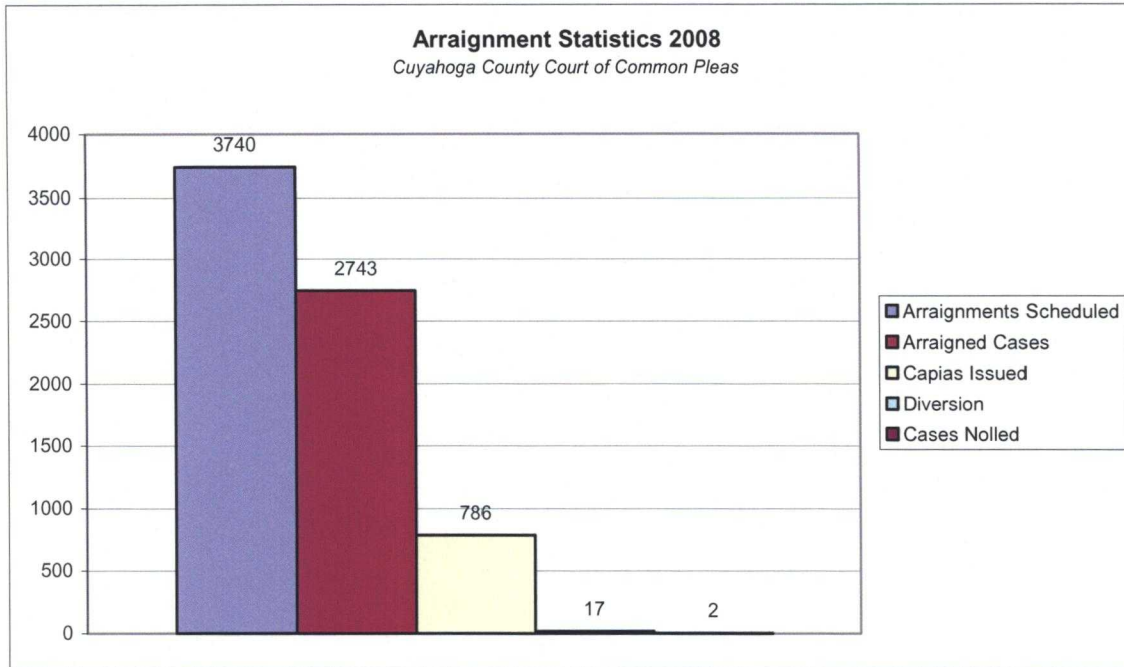
Clearance Rate



CUYAHOGA COUNTY COMMON PLEAS COURT

Corrections / Adjustments

There was an error in the *Arrestment Statistics* reported March 2008. Month to date figures were entered instead of year to date figures. The corrected charts below reflect year to date figures for March 2008.



CUYAHOGA COUNTY COMMON PLEAS COURT

Corrections / Adjustments

There was an error in the data reported on page 20 of the Statistics Report for January 2007. The error existed in the Total field of the chart for New Tax Judicial Foreclosure Filings by Month for Year 2007.

The chart on the left reflects the error. The chart on the right reflects the correction.

Month	# Filings	Month	# Filings
Jan-07	213	Jan-07	213
Feb-07	113	Feb-07	113
Mar-07	169	Mar-07	169
Apr-07	137	Apr-07	137
May-07	90	May-07	90
Jun-07	89	Jun-07	89
Jul-07	99	Jul-07	99
Aug-07	225	Aug-07	225
Sep-07	138	Sep-07	138
Oct-07	79	Oct-07	79
Nov-07	107	Nov-07	107
Dec-07	57	Dec-07	57
Avg	126	Avg	126
Total	1459	Total	1516

The graph is correct. It does not show a yearly total so it was not impacted by the error.

