



CUYAHOGA COUNTY COMMON PLEAS COURT

***Statistics Report
January 2010***

***Nancy A. Fuerst
Administrative and Presiding Judge***

CUYAHOGA COUNTY COMMON PLEAS COURT

TABLE OF CONTENTS

Criminal Statistics

Newly Filed, Re-Activated And Transferred In Cases _____	4
Yearly Criminal Terminations _____	5
Pending Criminal Cases End of Period _____	6
Clearance Rate _____	7
Arrest to Disposition Timeline _____	8
Average Arrest to Disposition Timeline (Jail Cases) _____	9
Average Arrest to Disposition Timeline (Non-Jail Cases) _____	10
Average Arrest to Disposition Timeline (Jail and Non-Jail Cases) _____	11
Yearly Average Arrest to Disposition Timeline _____	12
Indictments and Informations Filed With the Clerk of Courts _____	13
Bail Case Arraignment Activity _____	14
Overall Arraignment Statistics _____	15

Foreclosure Statistics

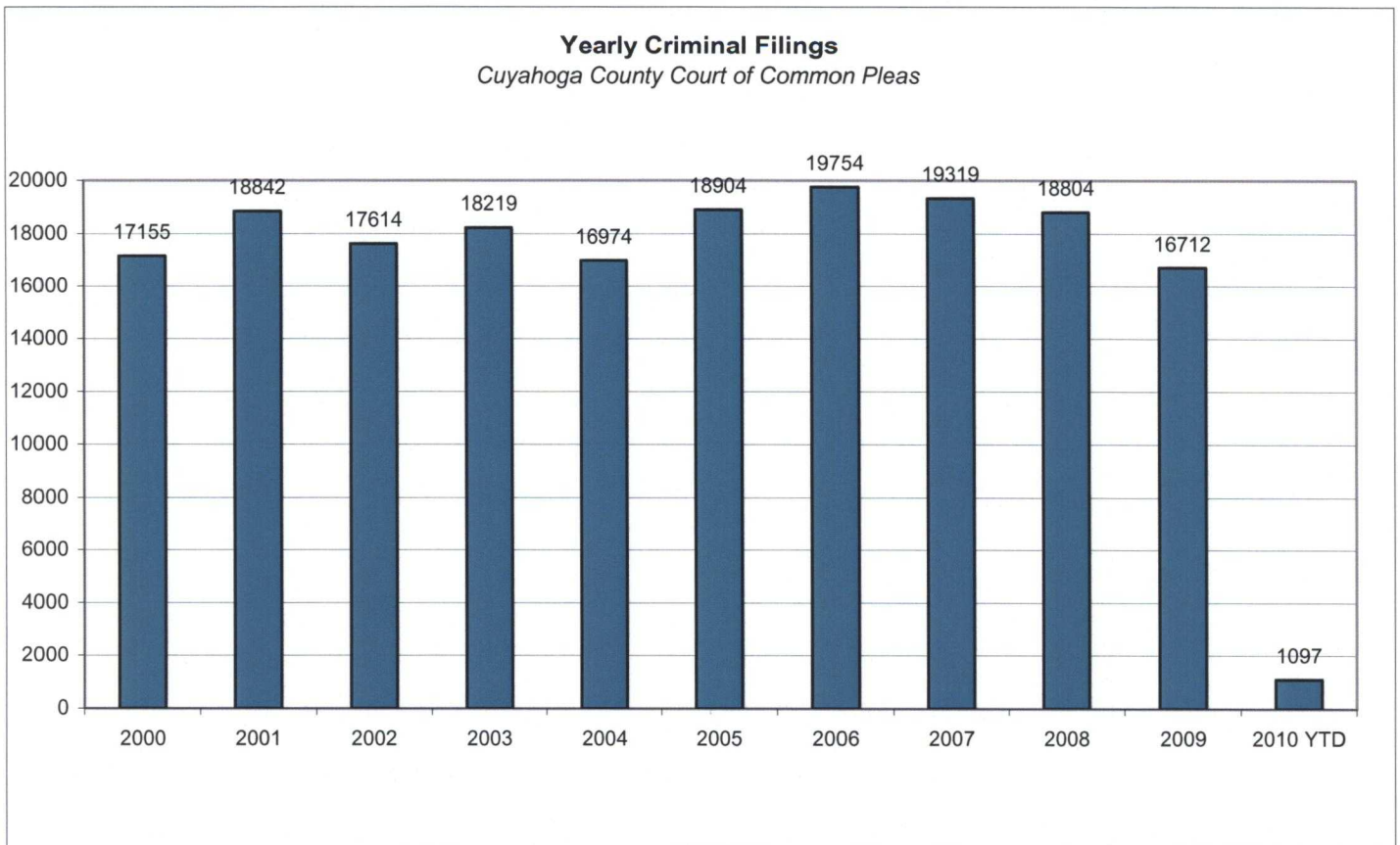
Total Pending Judicial Foreclosure Cases Referred to Magistrates (A) _____	17
Total Pending Judicial Foreclosure Cases Referred to Magistrates (B) _____	18
Total Pending Judicial Foreclosure Cases Referred to Magistrates (C) _____	19
Total Pending Tax Lien & Certificate Cases Referred to Magistrates (A) _____	20
Total Pending Tax Lien & Certificate Cases Referred to Magistrates (B) _____	21
Total Pending Tax Lien & Certificate Cases Referred to Magistrates (C) _____	22
Percentage of Pending Judicial Foreclosure Cases By Filing Year _____	23
Judicial Foreclosure Clearance Rate Year 2008 _____	24
Judicial Foreclosure Clearance Rate Year 2009 _____	25
Judicial Foreclosure Clearance Rate Year 2010 _____	26
Avg. Number of Days to Disp. (Excl. Bank. Stays & Tax Lien & Tax Cert.) _____	27
Avg. Number of Days to Disp. (Excl. Bank. Stays & Incl. Tax Lien & Tax Cert.) _____	28
Total New Judicial Foreclosure Filings _____	29
New Marsh. of Lien/Quiet Title/Partition Filings by Month for 2008 – 2010 YTD _____	30
New Tax Lien & Certificate Filings by Month for Year 2008 – 2010 YTD _____	31
Total New Judicial Foreclosure Filings by Month for Year 2008 – 2010 YTD _____	32
Magistrate's Monthly Report _____	33
Report CMSR1062 - Judicial Foreclosure Statistics by Judge _____	41
Monthly Summary _____	47
Year to Date Summary _____	49

Criminal Case Statistics

CUYAHOGA COUNTY COMMON PLEAS COURT

Newly Filed, Re-Activated And Transferred In Cases

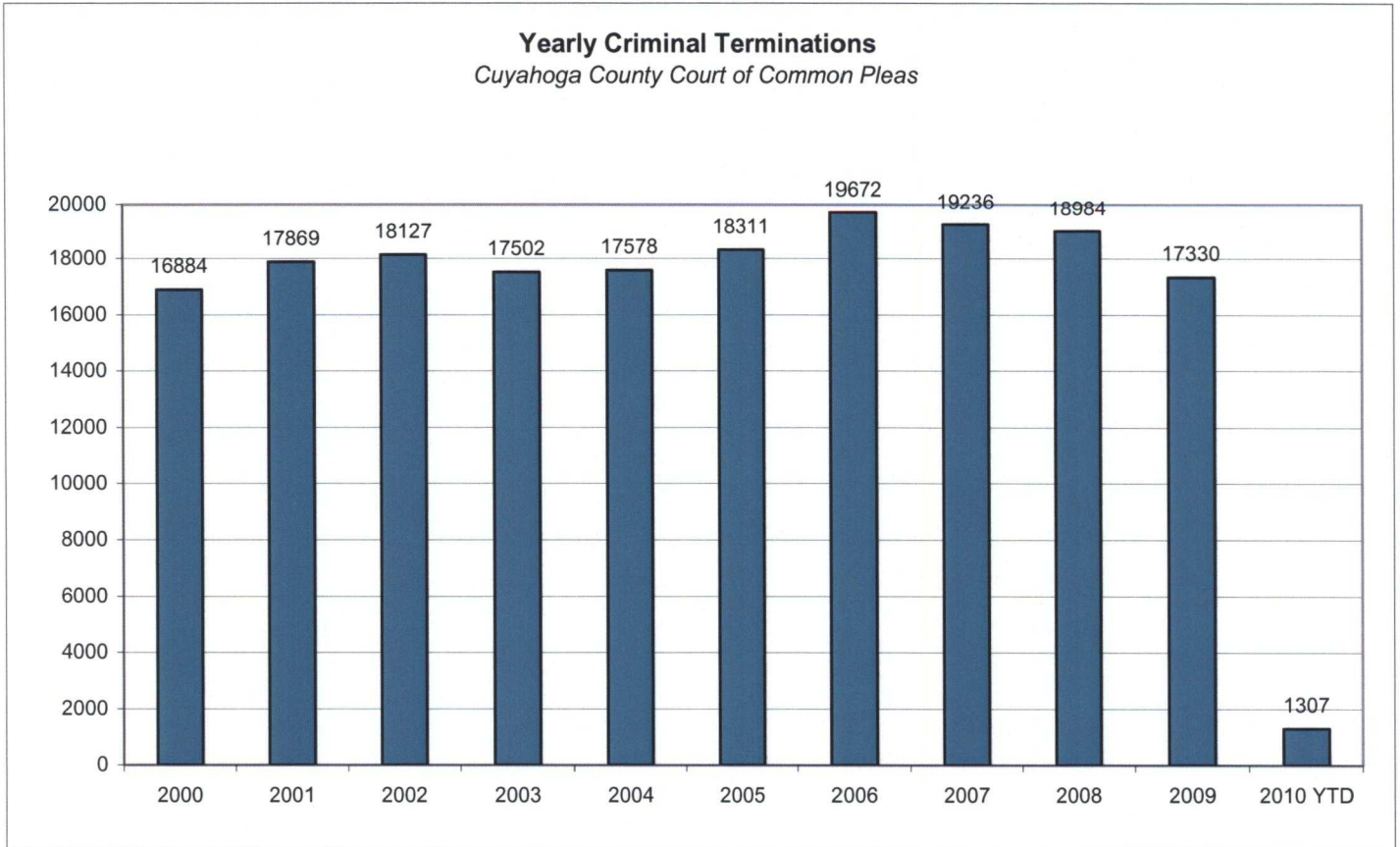
The following chart is a representation of all newly filed cases in Cuyahoga County Court of Common Pleas from 2000 – January 2010. Newly filed cases are defined as having been arraigned and assigned to a Judge. Cases that are re-activated are cases where a defendant was unavailable for trial but has now become ready to proceed. Transferred cases are moved from one Judge's docket to another. This could be due to re-assignment to a mental health Judge or after additional information indicates that by Court rule, the case should have been assigned to another Judge.



CUYAHOGA COUNTY COMMON PLEAS COURT

Yearly Criminal Terminations

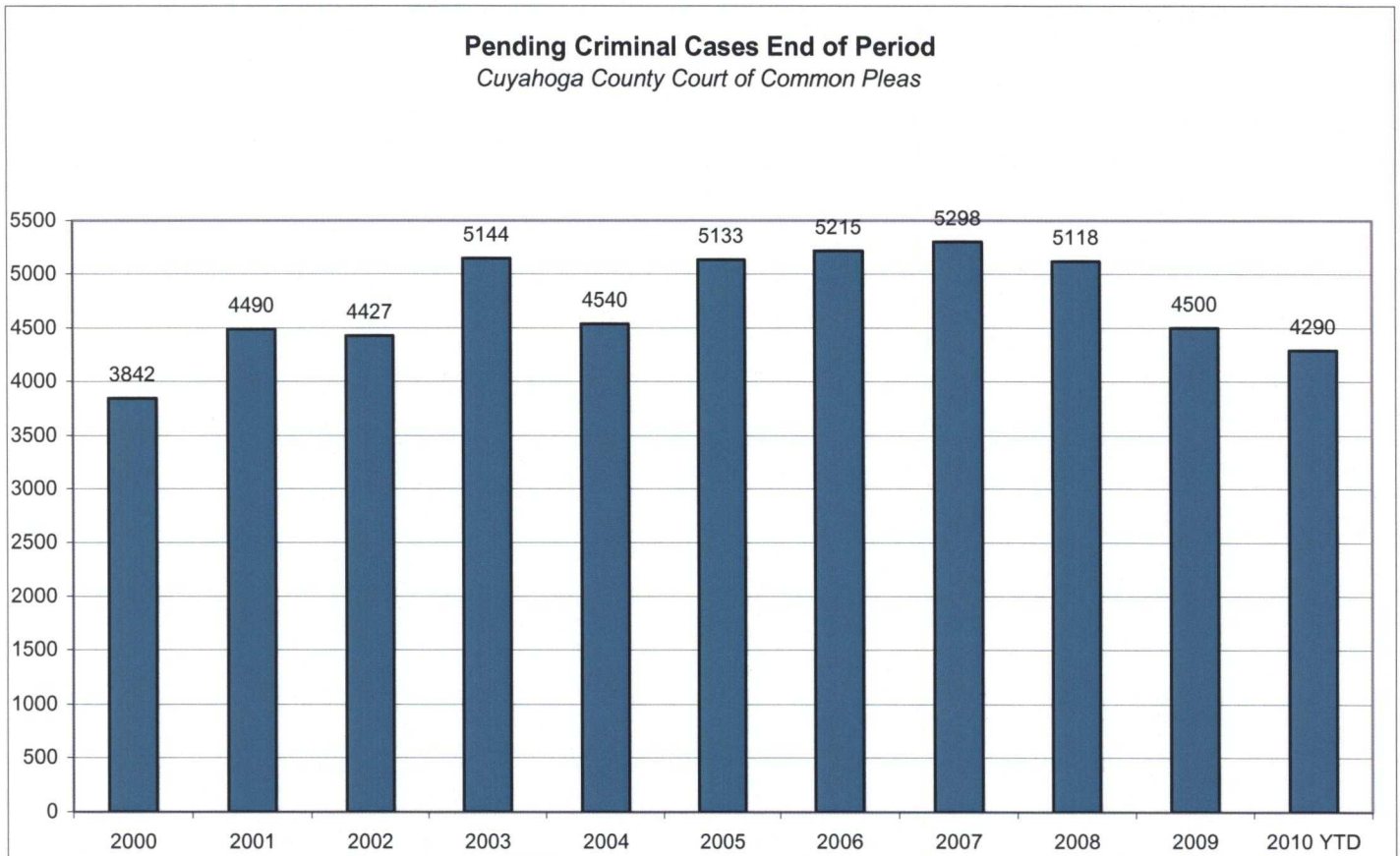
The following chart represents the cases that have been terminated by the Court from 2000 – January 2010. These are all cases that have been terminated by trial, plea or dismissal. Also cases where a defendant has become unavailable for trial or sentencing are reported as terminated.



CUYAHOGA COUNTY COMMON PLEAS COURT

Pending Criminal Cases End of Period

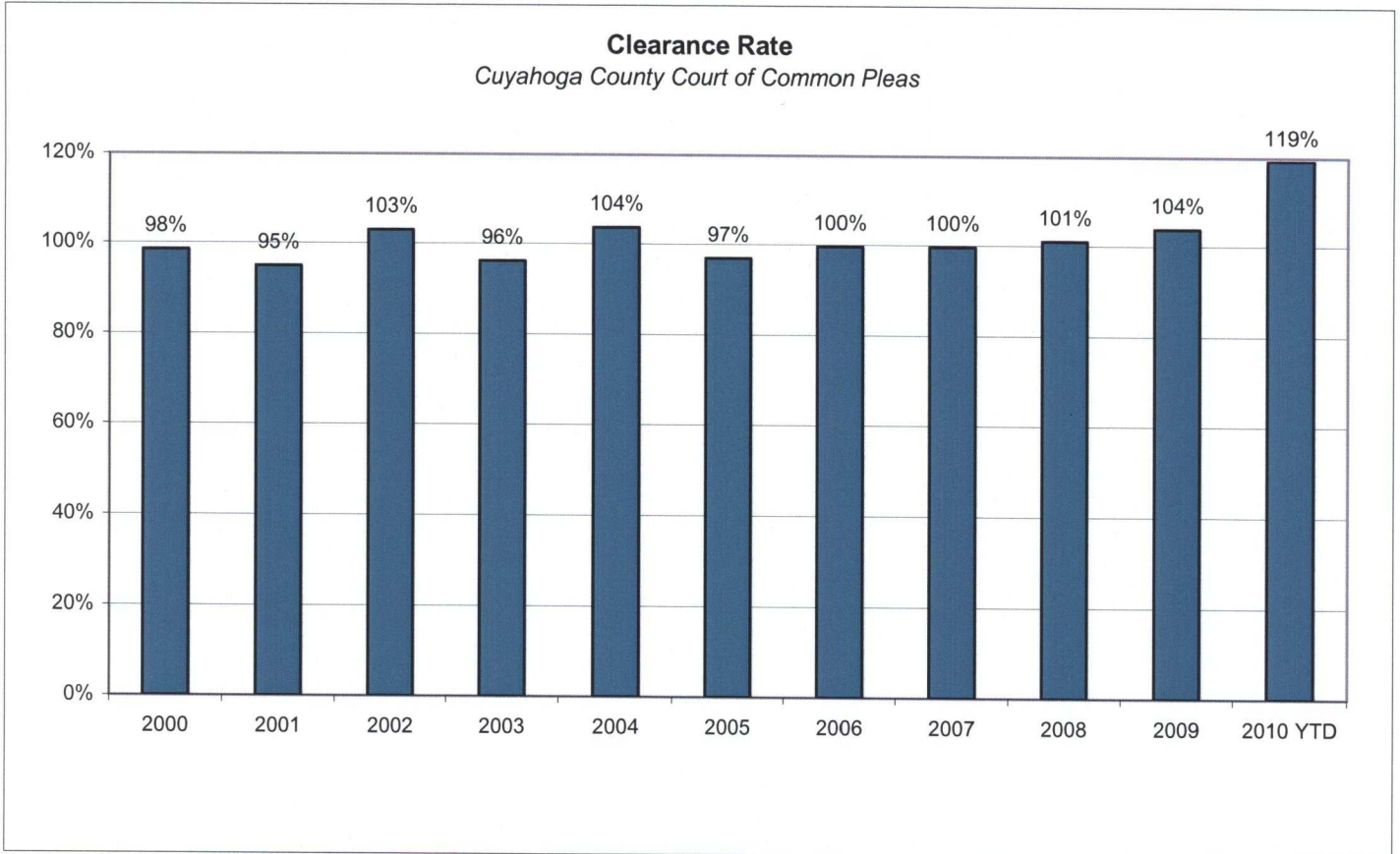
The following chart represents the total number of cases pending at the end of the reporting period from 2000 – January 2010. Taking the total number of cases pending at the beginning of the period, adding all newly filed, re-activated and transferred in cases arrives at the total pending value. The total number of cases that have been terminated in the period are then subtracted from the total pending to give the value pending at the end of the period.



CUYAHOGA COUNTY COMMON PLEAS COURT

Clearance Rate

The Clearance Rate is the number of outgoing cases as a percentage of the number of incoming cases. Clearance rate measures whether the court is keeping up with its incoming caseload. If cases are not disposed in a timely manner, a backlog of cases awaiting disposition will grow. A Clearance Rate of 100% indicates that at least as many cases as have been filed, reopened, or reactivated in a period have been disposed.



CUYAHOGA COUNTY COMMON PLEAS COURT

Arrest to Disposition Timeline

Arrest to disposition timeline is a method to measure how felony cases flow through the Cuyahoga County Criminal Justice System. By capturing how long a case takes to move from stage to stage, we can examine where problems may exist and where potential improvements in case processing can be made.

The source data was extracted from the Cuyahoga County Court of Common Pleas Case Management System. The overall population of sample data was based on cases terminated in a given month excluding cases that have gone through diversion programs. A case is defined as a defendant and all charges involved in a single incident. The time period for the extracted data is from January 2010.

The stages examined were:

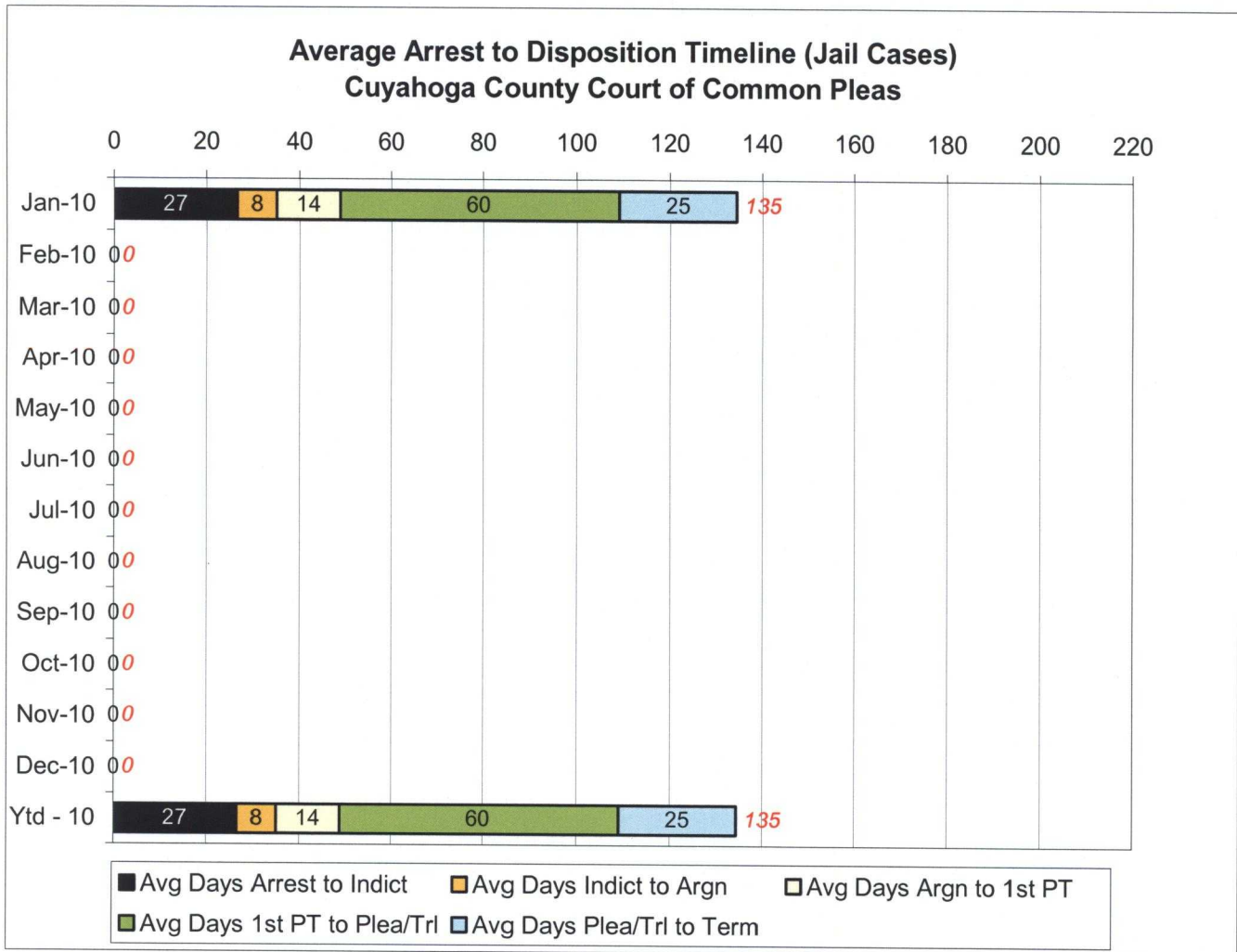
Arrest to Indictment
Indictment to Arraignment
Arraignment to 1st Pre-Trial
1st Pre-Trial to Plea/Trial
Plea/Trial to Termination

Due to the fact that each case may or may not have all of the stage date elements, a method to arrive at stage averages was applied. For a case to be included in the average for a stage there would need to be both dates for the given stage. A case would be included in the Arrest to Indictment stage if both arrest date and indictment date were available. This method was applied to each of the five stages. Next we calculated the total number of cases that met the date criteria for each of the ranges and also the total number of days between each date. To arrive at an average, the total number of days for each case in each range was calculated and divided by the total number of cases that met the date criteria. If a case had a time period or periods where the defendant was capiased or referred to the Psych Clinic, that amount of time was subtracted from the appropriate range.

The following three charts are for Jail, Non-Jail and combined Jail and Non-Jail cases. Jail and Non-Jail cases are defined by the status of the defendant at arraignment.

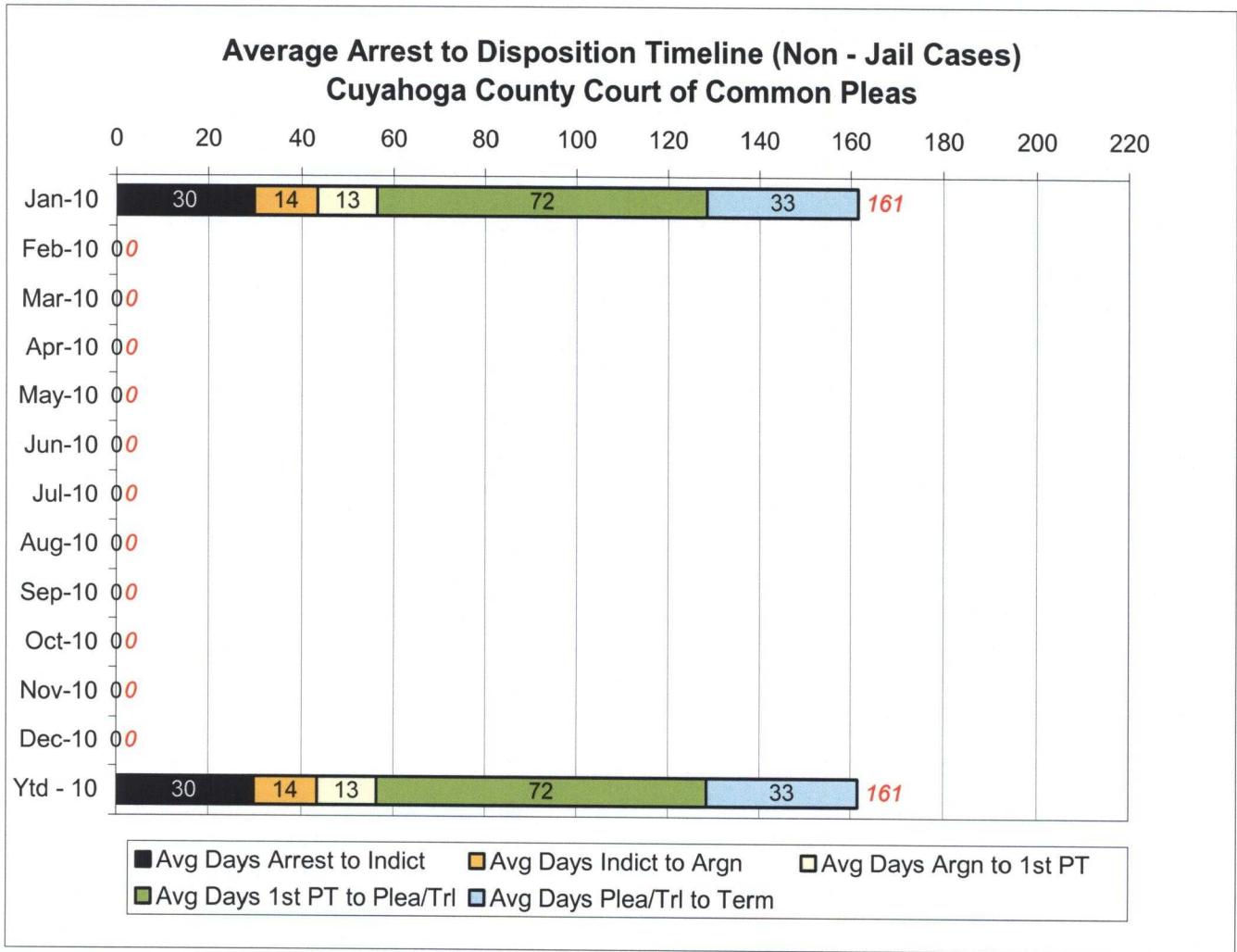
CUYAHOGA COUNTY COMMON PLEAS COURT

Average Arrest to Disposition Timeline (Jail Cases)



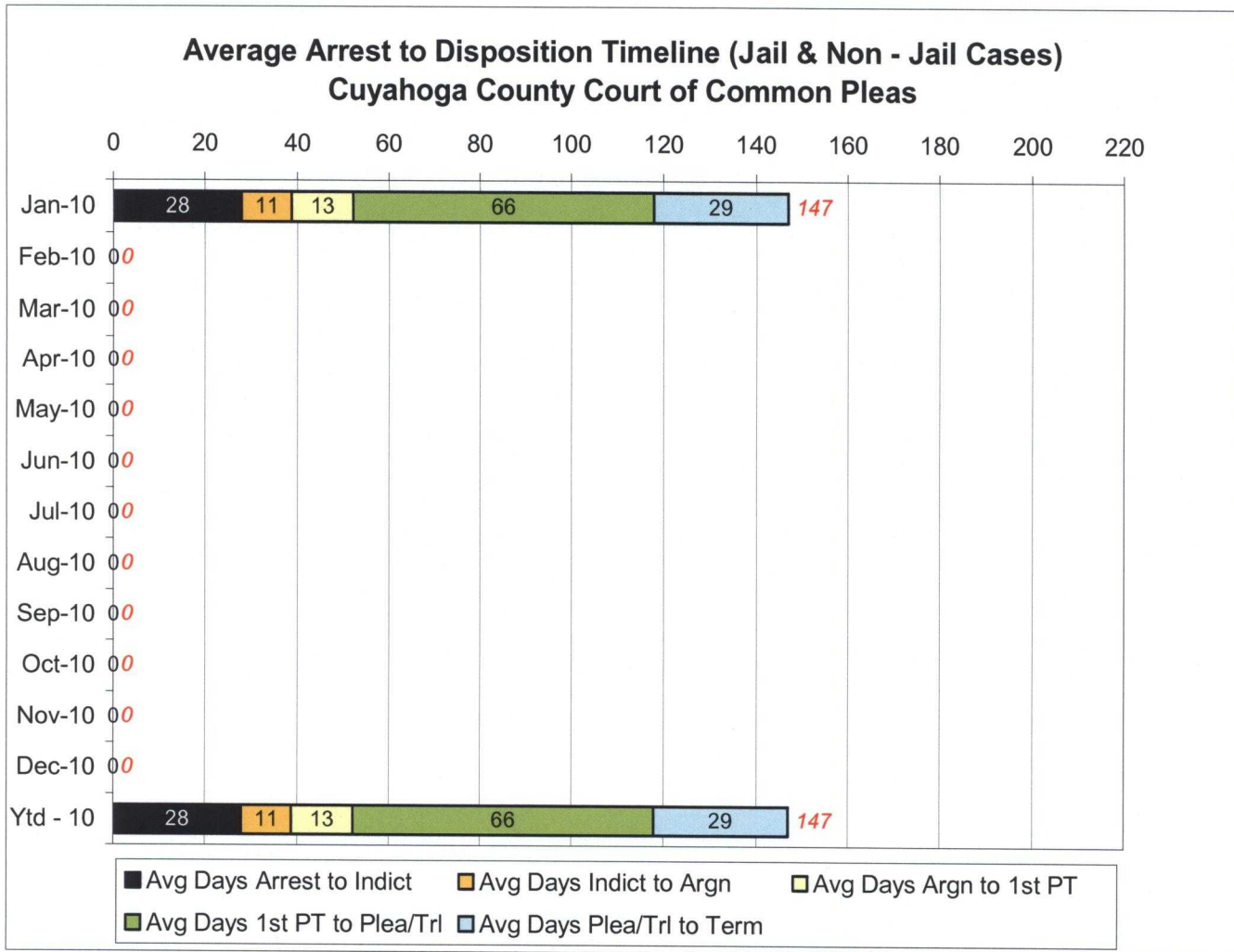
CUYAHOGA COUNTY COMMON PLEAS COURT

Average Arrest to Disposition Timeline (Non-Jail Cases)



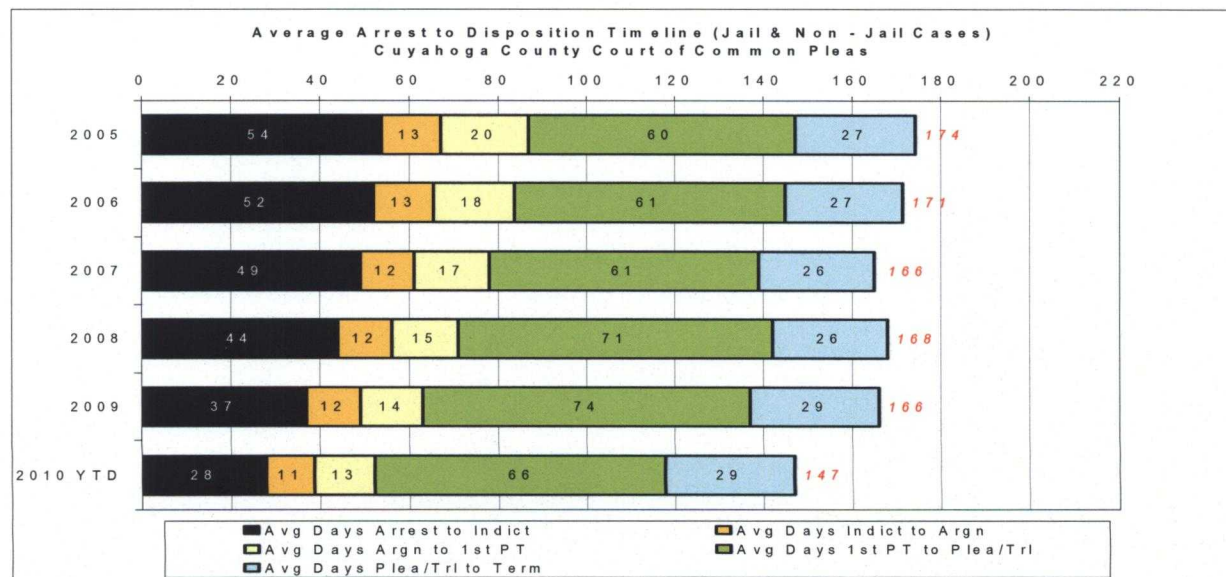
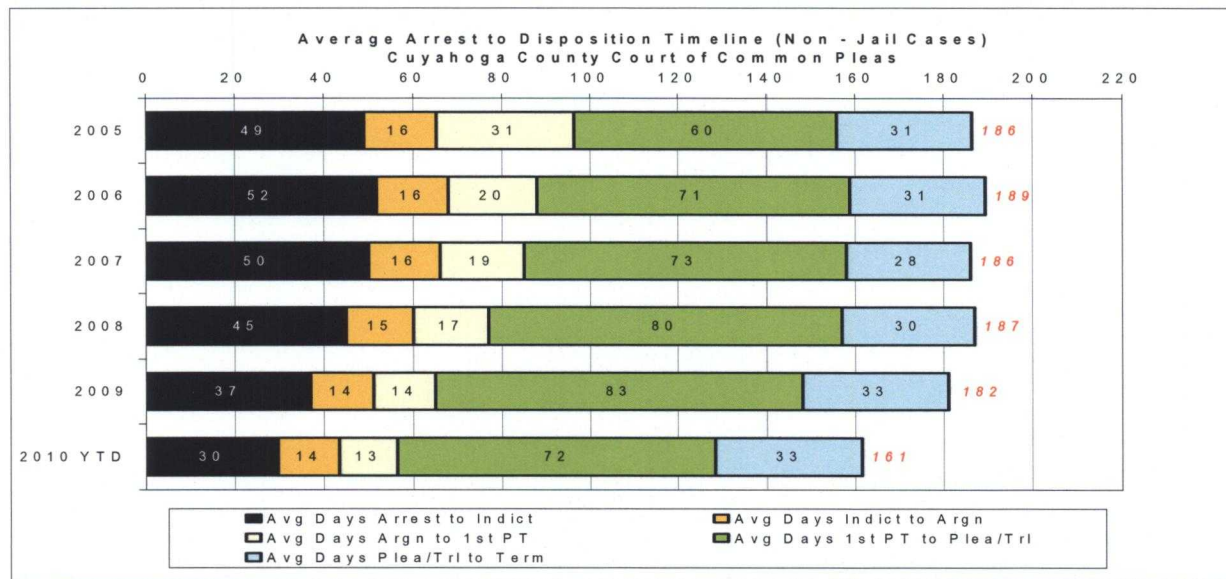
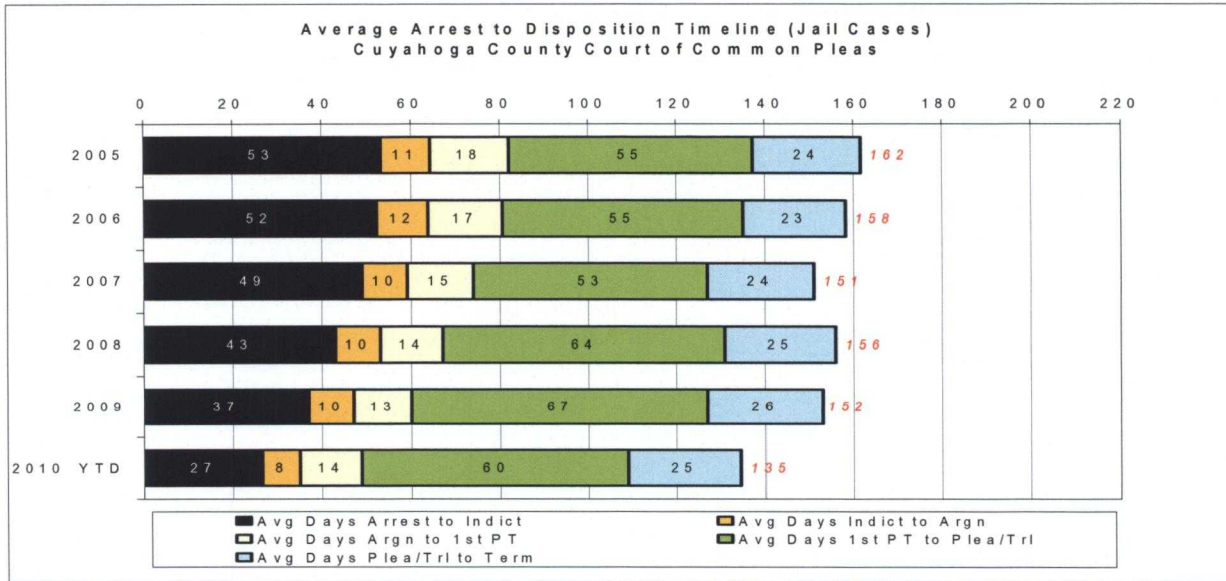
CUYAHOGA COUNTY COMMON PLEAS COURT

Average Arrest to Disposition Timeline (Jail and Non-Jail Cases)



CUYAHOGA COUNTY COMMON PLEAS COURT

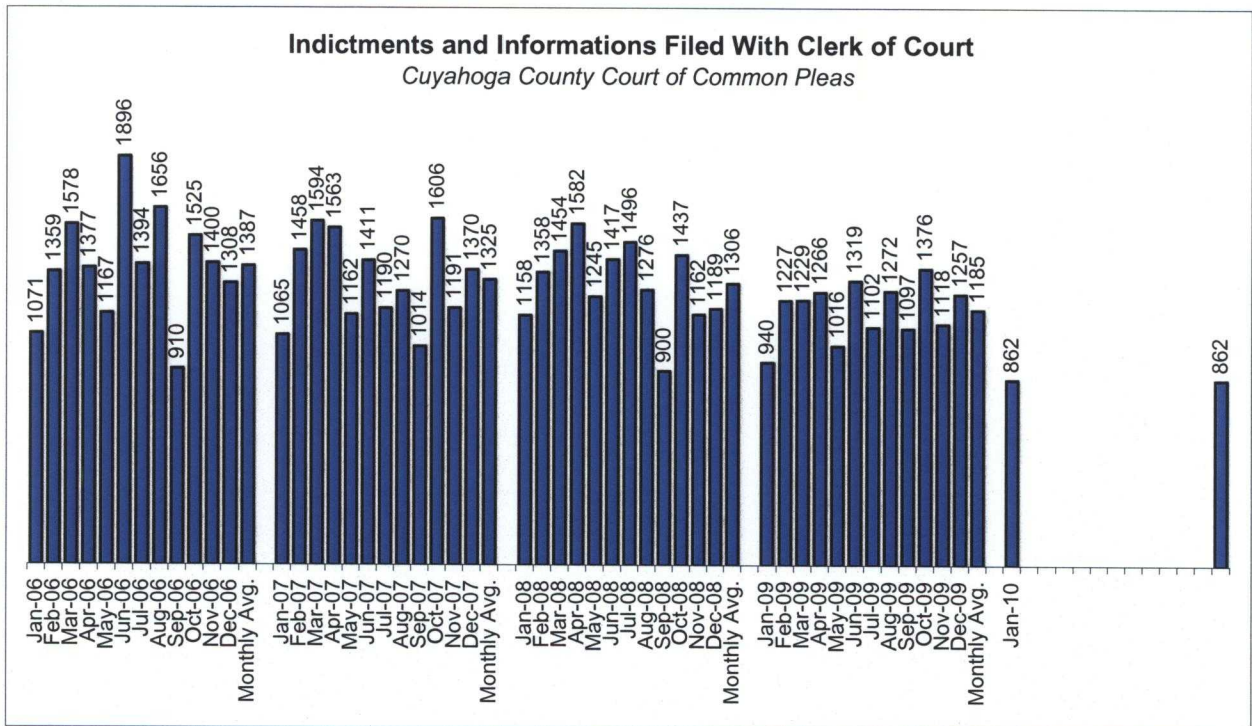
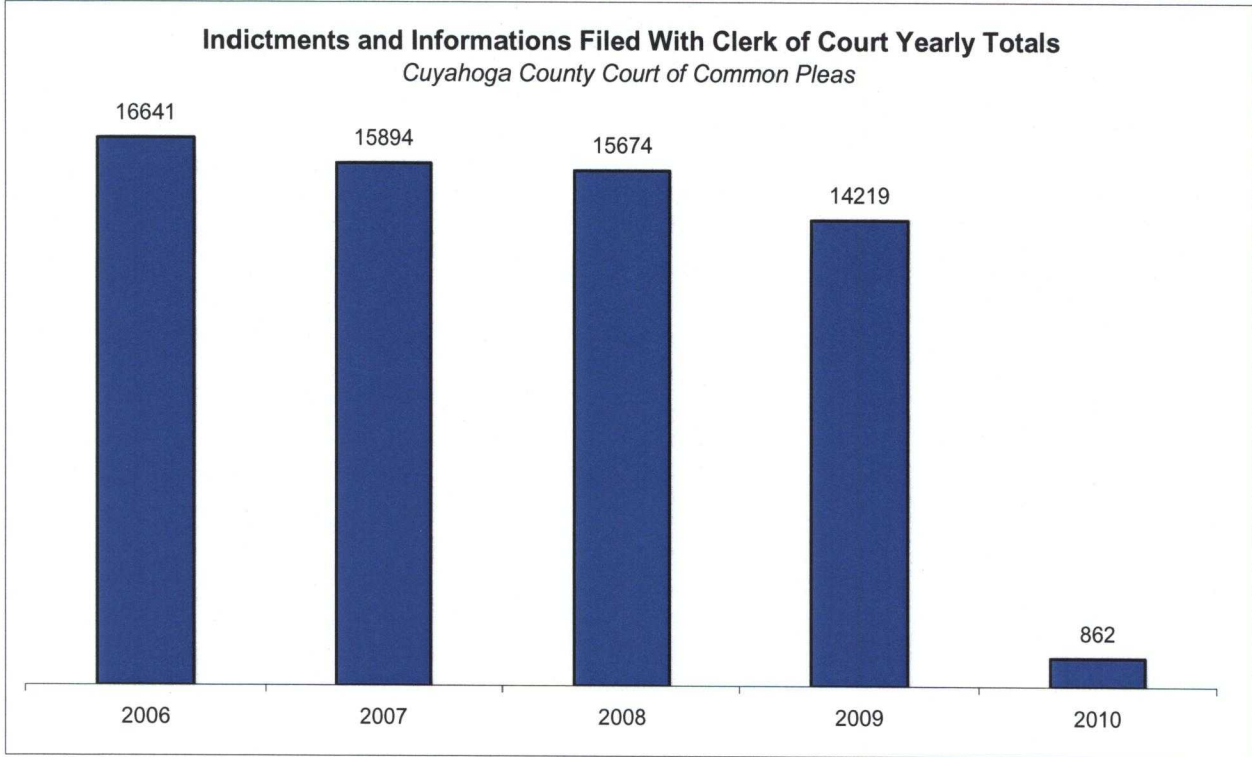
Yearly Average Arrest to Disposition Timeline



CUYAHOGA COUNTY COMMON PLEAS COURT

Indictments and Informations Filed With the Clerk of Courts

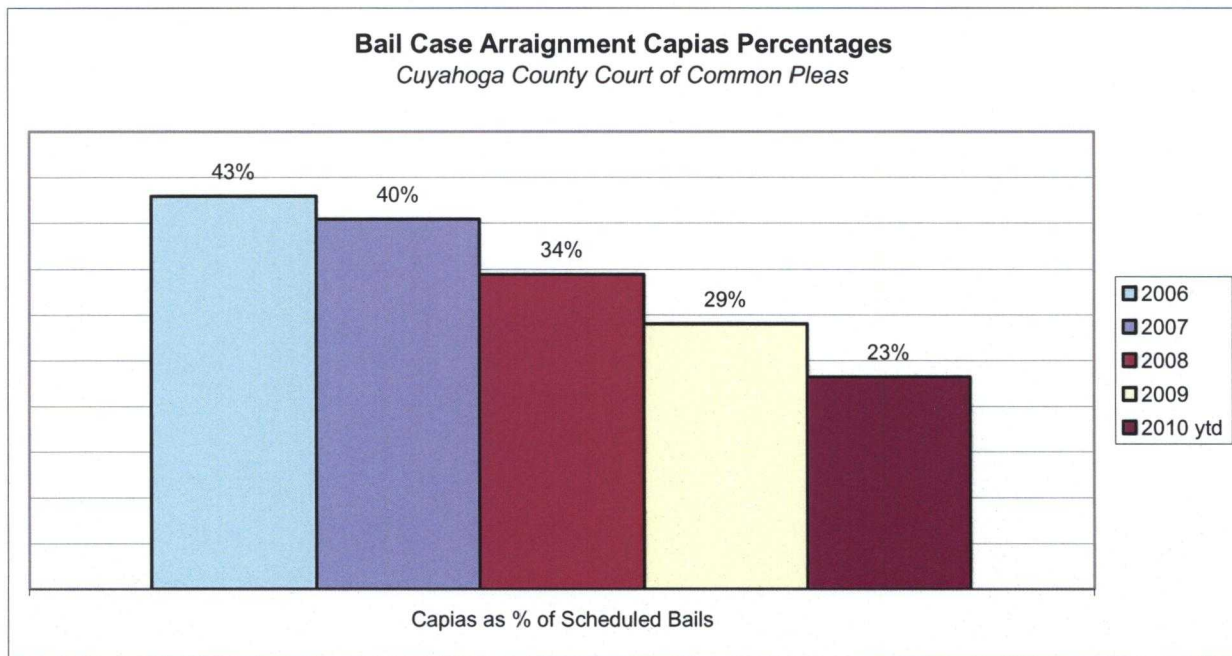
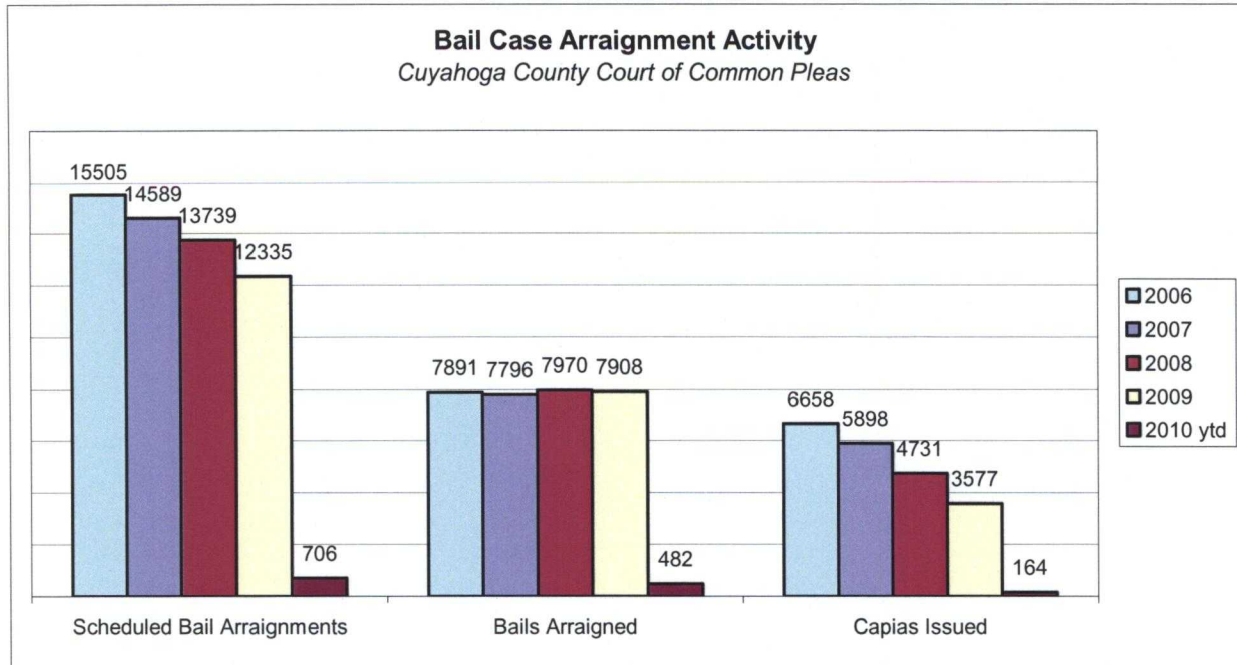
The following charts are reflective of Indictments and Informations filed with the Criminal Clerk of Courts from 2006. The source for this information was the Criminal Clerk's Office.



CUYAHOGA COUNTY COMMON PLEAS COURT

Bail Case Arraignment Activity

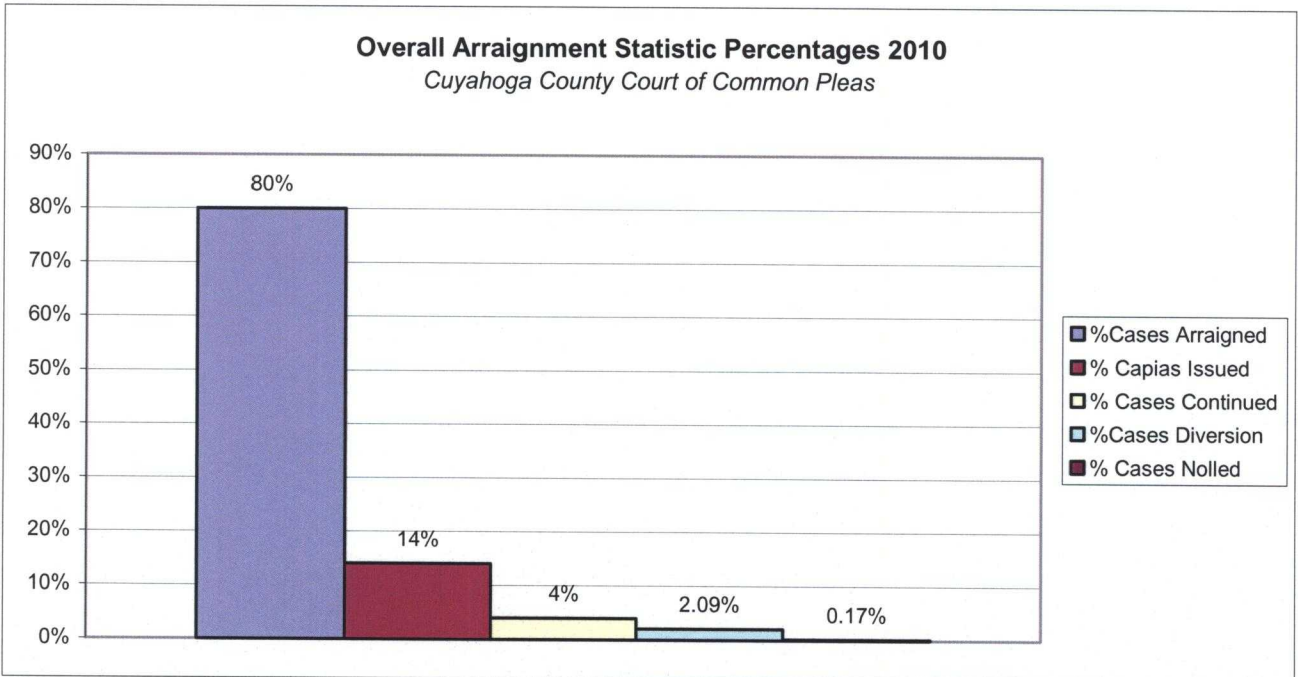
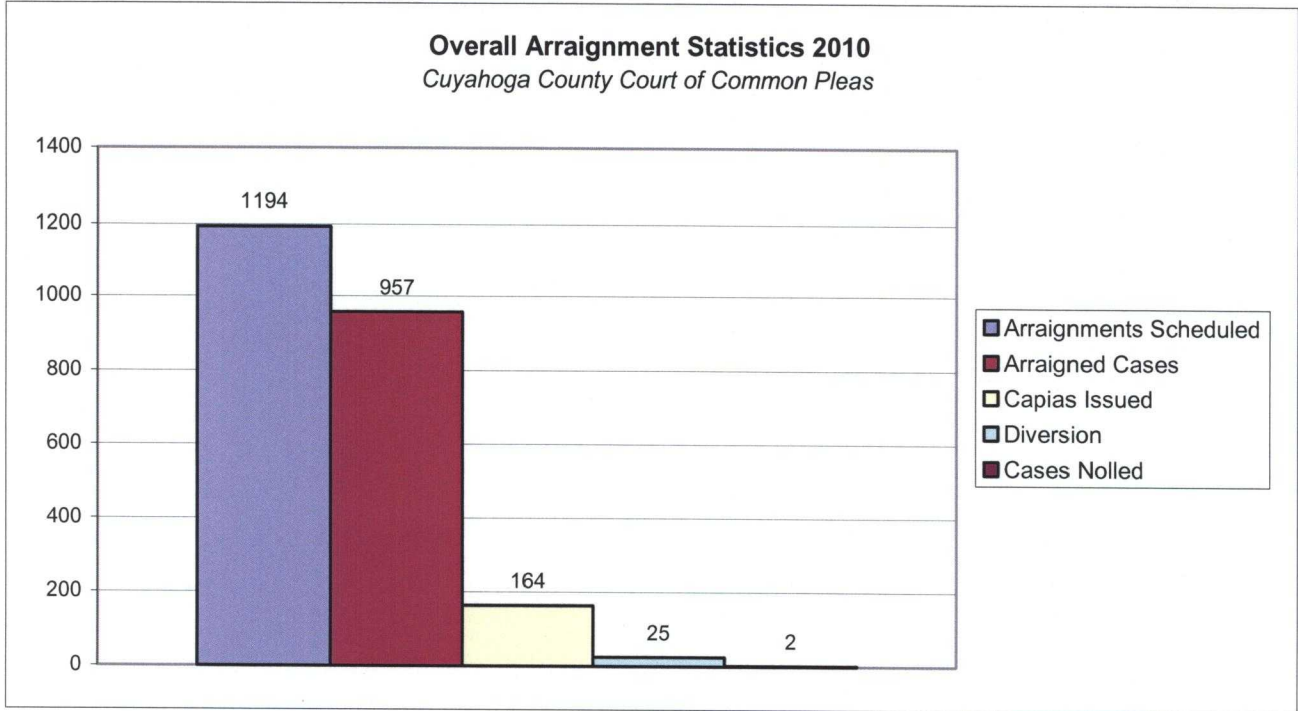
The following charts are reflective of arraignment activity where the defendant was not incarcerated at the time of arraignment. The source for this information was the Criminal Records Department.



CUYAHOGA COUNTY COMMON PLEAS COURT

Overall Arraignment Statistics

The arraignment statistics were provided by the Criminal Records Department. They are provided to give a representation of arraignment activity in the Court in 2010. These statistics include jail and non – jail arraignments.



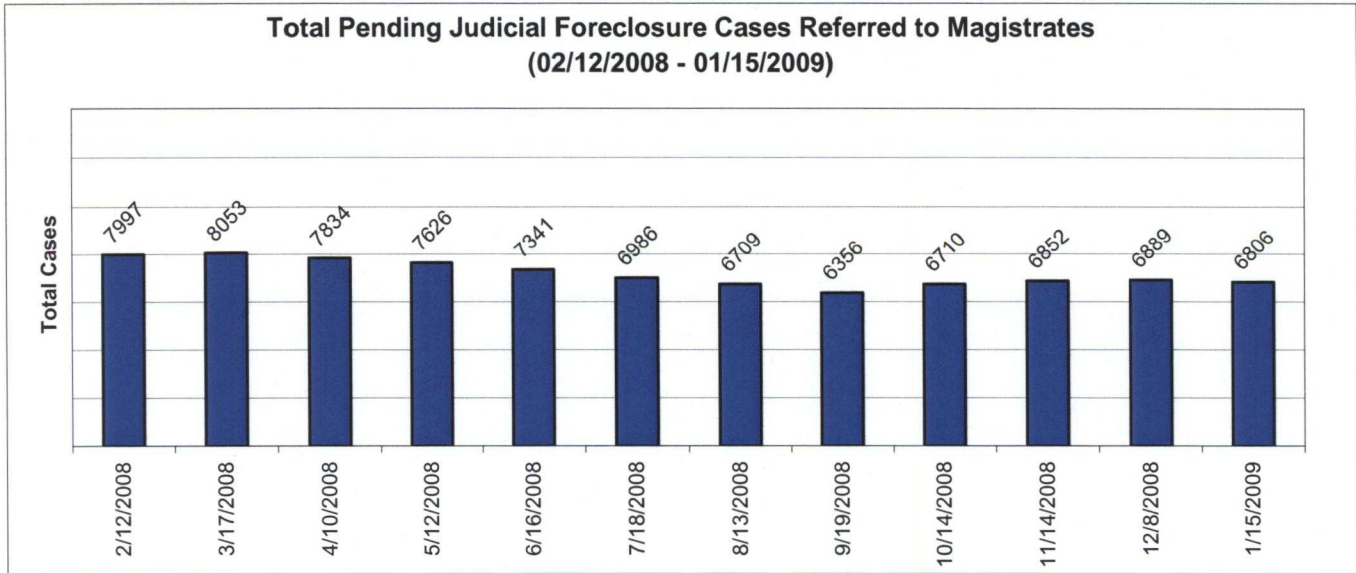
Judicial Foreclosure Statistics¹

¹ For clarification purposes, Foreclosure cases in this report are identified as Judicial Foreclosure filings (filing codes 1460 (Foreclosure Marsh. Of Lien), 1465(Tax Lien), 1466 (Tax Certificate), 1470 (Quiet Title), and 1480 (Partition)). These cases are different from Board of Revision Foreclosures, which are not reported here.

CUYAHOGA COUNTY COMMON PLEAS COURT

Total Pending Judicial Foreclosure Cases Referred to Magistrates (A)

The following chart is a display of the total number of pending Judicial Foreclosure cases referred to the Magistrates on specific dates. The table below shows the number of these cases pending for each year since 1990.

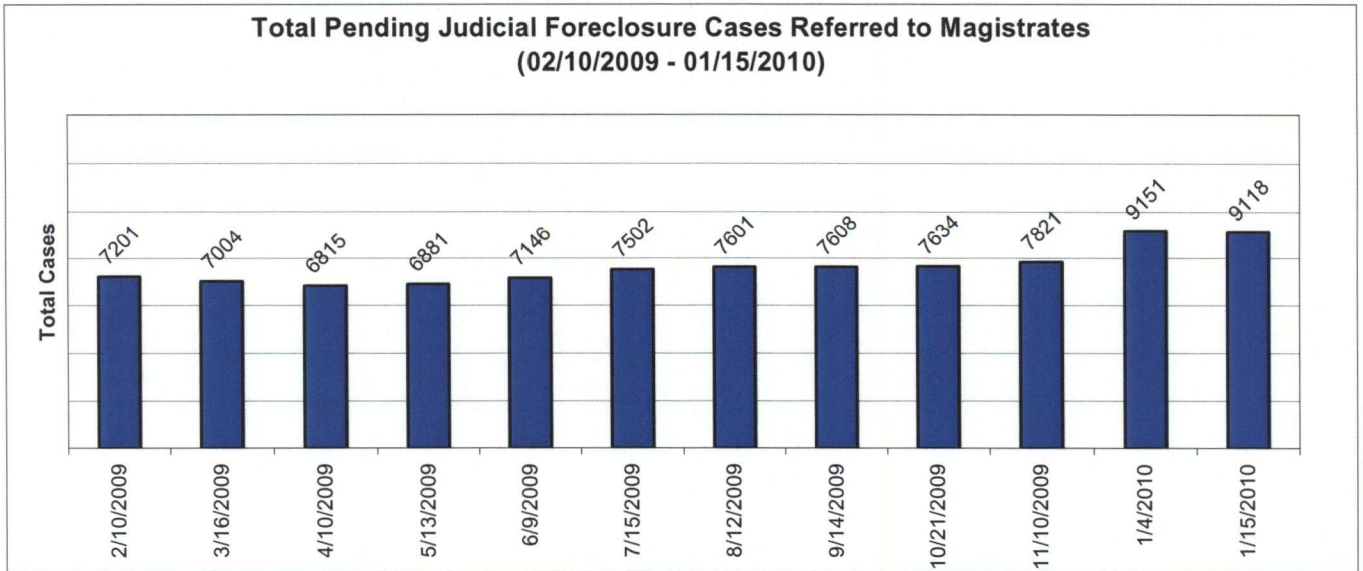


	As of:	2/12/2008	3/17/2008	4/10/2008	5/12/2008	6/16/2008	7/18/2008	8/13/2008	9/19/2008	10/14/2008	11/14/2008	12/8/2008	1/15/2009
Year													
1990		0	0	0	0	0	0	0	0	0	0	0	0
1991		0	0	0	0	0	0	0	0	0	0	0	0
1992		0	0	0	0	0	0	0	0	0	0	0	0
1993		0	0	0	0	0	0	0	0	0	0	0	0
1994		0	0	0	0	0	0	0	0	0	0	0	0
1995		0	0	0	0	0	0	0	0	0	0	0	0
1996		0	0	0	0	0	0	0	0	0	0	0	0
1997		0	0	0	0	0	0	0	0	0	0	0	0
1998		0	0	0	0	0	0	0	0	0	0	0	0
1999		0	0	0	0	0	0	0	0	0	0	0	0
2000		2	2	2	0	0	0	0	0	0	2	2	2
2001		8	7	6	4	4	4	5	4	5	3	3	2
2002		34	22	21	20	18	15	14	9	9	8	6	3
2003		56	48	40	35	22	19	16	15	12	8	9	10
2004		111	90	80	74	58	53	47	35	29	24	20	22
2005		225	160	136	116	89	76	72	52	49	39	36	25
2006		607	513	431	363	299	254	224	192	180	158	136	113
2007		5504	4468	3533	2685	1975	1479	1183	903	830	667	565	443
2008		1450	2743	3585	4329	4876	5086	5148	5146	5596	5943	6112	6186
Total		7997	8053	7834	7626	7341	6986	6709	6356	6710	6852	6889	6806

CUYAHOGA COUNTY COMMON PLEAS COURT

Total Pending Judicial Foreclosure Cases Referred to Magistrates (B)

The following chart is a display of the total number of pending Judicial Foreclosure cases referred to the Magistrates on specific dates. The table below shows the number of these cases pending from each year since 1990.



	As of:	2/10/2009	3/16/2009	4/10/2009	5/13/2009	6/9/2009	7/15/2009	8/12/2009	9/14/2009	10/21/2009	11/10/2009	1/4/2010	1/15/2010
Year													
1990		0	0	0	0	0	0	0	0	0	0	0	0
1991		0	0	0	0	0	0	0	0	0	0	0	0
1992		0	0	0	0	0	0	0	0	0	0	0	0
1993		0	0	0	0	0	0	0	0	0	0	0	0
1994		0	0	0	0	0	0	0	0	0	0	0	0
1995		0	0	0	0	0	0	0	0	0	0	0	0
1996		0	0	0	0	0	0	0	0	0	0	0	0
1997		0	0	0	0	0	0	0	0	0	0	0	0
1998		0	0	0	1	0	0	0	0	0	0	0	0
1999		0	0	0	0	0	0	0	0	0	0	0	0
2000		2	2	2	2	2	2	3	2	2	3	2	2
2001		2	1	1	1	1	1	1	1	1	1	1	1
2002		3	2	3	3	3	3	1	1	1	1	1	1
2003		10	12	14	11	11	11	11	9	8	8	8	7
2004		20	16	15	16	16	16	15	15	15	14	13	13
2005		22	19	20	19	18	16	16	16	16	12	13	13
2006		106	90	84	65	62	56	49	42	30	27	25	25
2007		399	314	263	231	203	165	145	129	107	98	88	80
2008		5533	4356	3585	2980	2510	2030	1719	1439	1162	1009	776	720
2009		1104	2192	2828	3552	4320	5202	5641	5954	6292	6648	8224	7933
2010													323
Total		7201	7004	6815	6881	7146	7502	7601	7608	7634	7821	9151	9118

CUYAHOGA COUNTY COMMON PLEAS COURT

Total Pending Judicial Foreclosure Cases Referred to Magistrates (C)

The following chart is a display of the total number of pending Judicial Foreclosure cases referred to the Magistrates on specific dates. The table below shows the number of these cases pending from each year since 1990.



Year	As of:	2/17/2010																		
1990		0																		
1991		0																		
1992		0																		
1993		0																		
1994		0																		
1995		0																		
1996		0																		
1997		0																		
1998		0																		
1999		0																		
2000		3																		
2001		1																		
2002		1																		
2003		6																		
2004		11																		
2005		12																		
2006		23																		
2007		69																		
2008		585																		
2009		7064																		
2010		1618																		
Total		9393																		

CUYAHOGA COUNTY COMMON PLEAS COURT

Total Pending Tax Lien & Certificate Cases Referred to Magistrates (A)

The following chart is a display of the number of pending tax Judicial Foreclosure cases referred to the Magistrates on specific dates. The table below shows the number of pending tax Judicial Foreclosure cases in each year since 1990.

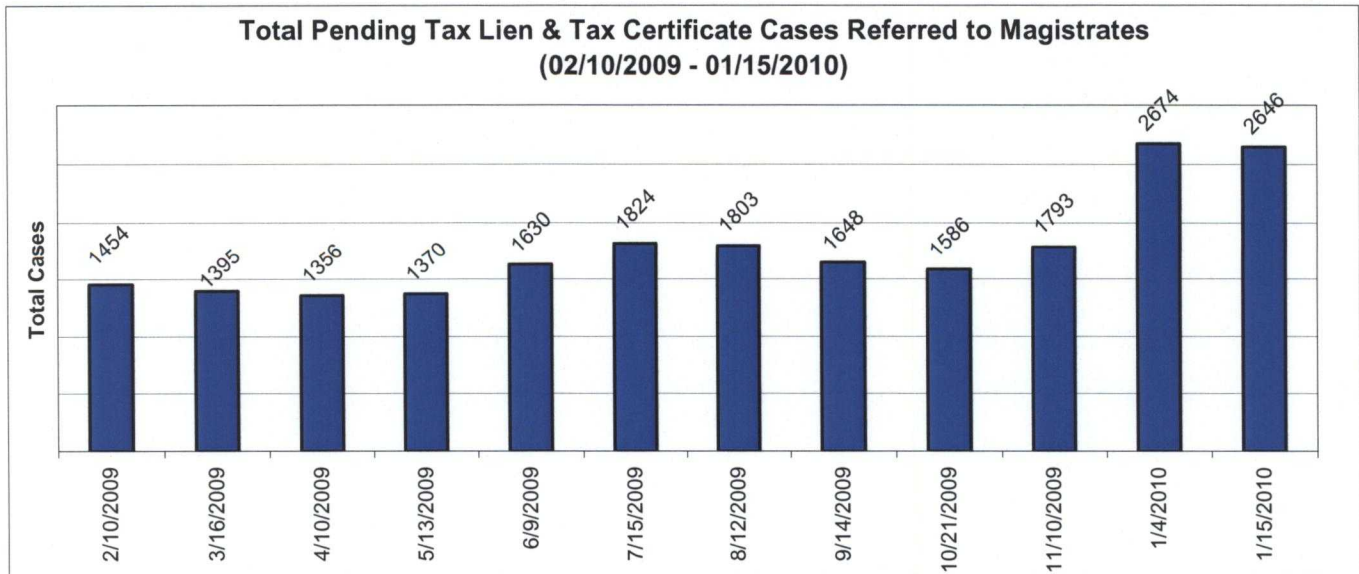


	As of:	2/12/2008	3/17/2008	4/10/2008	5/12/2008	6/16/2008	7/18/2008	8/13/2008	9/19/2008	10/14/2008	11/14/2008	12/8/2008	1/15/2009
Year													
1990		0	0	0	0	0	0	0	0	0	0	0	0
1991		0	0	0	0	0	0	0	0	0	0	0	0
1992		0	0	0	0	0	0	0	0	0	0	0	0
1993		0	0	0	0	0	0	0	0	0	0	0	0
1994		0	0	0	0	0	0	0	0	0	0	0	0
1995		0	0	0	0	0	0	0	0	0	0	0	0
1996		0	0	0	0	0	0	0	0	0	0	0	0
1997		0	0	0	0	0	0	0	0	0	0	0	0
1998		0	0	0	0	0	0	0	0	0	0	0	0
1999		0	0	0	0	0	0	0	0	0	0	0	0
2000		0	0	0	0	0	0	0	0	0	1	1	1
2001		5	4	4	4	4	4	4	3	4	3	3	2
2002		23	12	11	10	9	7	6	4	3	2	5	0
2003		26	17	14	13	8	5	3	1	0	0	0	1
2004		69	51	44	39	26	24	21	14	9	8	5	5
2005		159	104	87	73	52	42	35	22	17	10	10	9
2006		344	274	219	175	136	118	95	70	60	52	50	39
2007		791	654	532	424	350	304	262	211	193	150	131	88
2008		95	127	213	262	306	381	424	401	408	641	819	1305
Total		1512	1243	1124	1000	891	885	850	726	694	867	1024	1450

CUYAHOGA COUNTY COMMON PLEAS COURT

Total Pending Tax Lien & Certificate Cases Referred to Magistrates (B)

The following chart is a display of the number of pending tax Judicial Foreclosure cases referred to the Magistrates on specific dates. The table below shows the number of pending tax Judicial Foreclosure cases in each year since 1990.




Year	As of:	2/10/2009	3/16/2009	4/10/2009	5/13/2009	6/9/2009	7/15/2009	8/12/2009	9/14/2009	10/21/2009	11/10/2009	1/4/2010	1/15/2010
1990		0	0	0	0	0	0	0	0	0	0	0	0
1991		0	0	0	0	0	0	0	0	0	0	0	0
1992		0	0	0	0	0	0	0	0	0	0	0	0
1993		0	0	0	0	0	0	0	0	0	0	0	0
1994		0	0	0	0	0	0	0	0	0	0	0	0
1995		0	0	0	0	0	0	0	0	0	0	0	0
1996		0	0	0	0	0	0	0	0	0	0	0	0
1997		0	0	0	0	0	0	0	0	0	0	0	0
1998		0	0	0	0	0	0	0	0	0	0	0	0
1999		0	0	0	0	0	0	0	0	0	0	0	0
2000		1	1	1	1	1	1	1	1	1	1	1	1
2001		2	1	1	1	1	1	1	1	1	1	1	1
2002		0	0	0	0	0	0	0	0	0	0	0	0
2003		1	2	2	1	1	1	1	1	1	1	1	1
2004		4	3	3	3	3	3	4	4	4	4	4	4
2005		8	4	3	3	3	3	3	2	2	2	2	2
2006		35	29	24	19	19	18	14	12	9	6	5	4
2007		77	60	45	39	36	30	24	23	16	14	13	13
2008		1244	1118	1027	922	839	697	586	464	369	318	251	228
2009		82	177	250	381	727	1070	1169	1140	1183	1446	2396	2369
2010													23
Total		1454	1395	1356	1370	1630	1824	1803	1648	1586	1793	2674	2646

CUYAHOGA COUNTY COMMON PLEAS COURT

Total Pending Tax Lien & Certificate Cases Referred to Magistrates (C)

The following chart is a display of the number of pending tax Judicial Foreclosure cases referred to the Magistrates on specific dates. The table below shows the number of pending tax Judicial Foreclosure cases in each year since 1990.

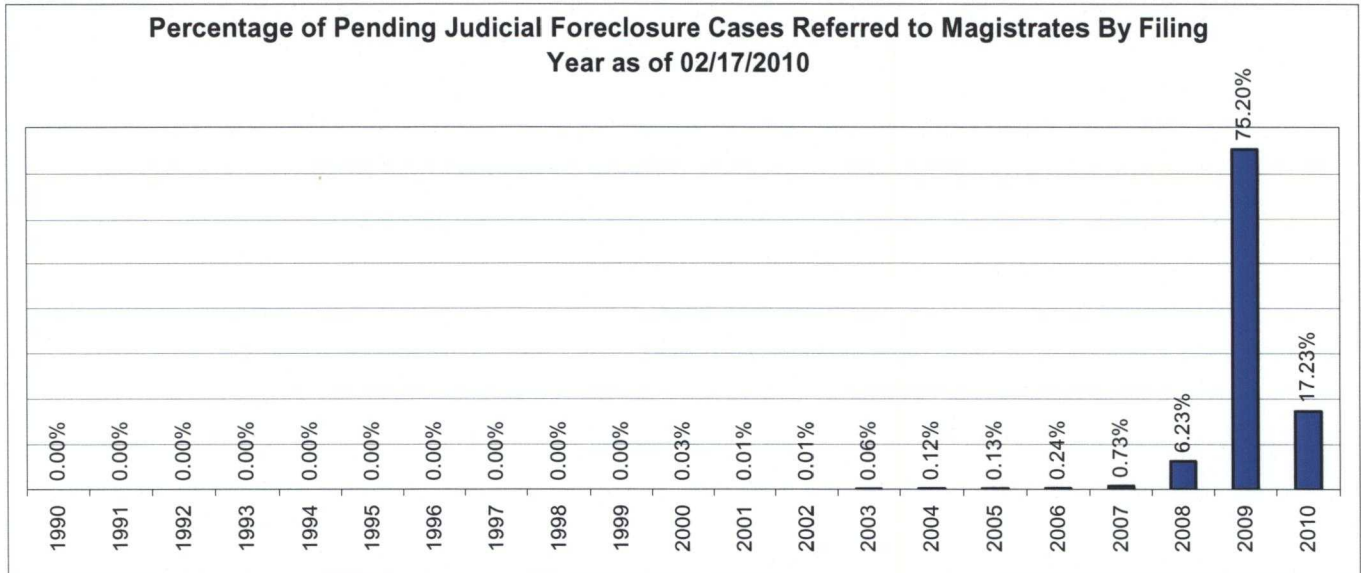


Year	As of:	2/17/2010												
1990		0												
1991		0												
1992		0												
1993		0												
1994		0												
1995		0												
1996		0												
1997		0												
1998		0												
1999		0												
2000		1												
2001		1												
2002		0												
2003		1												
2004		4												
2005		2												
2006		3												
2007		12												
2008		186												
2009		2267												
2010		176												
Total		2653												

CUYAHOGA COUNTY COMMON PLEAS COURT

Percentage of Pending Judicial Foreclosure Cases By Filing Year

The following chart is a representation of the total number of pending Judicial Foreclosure cases by filing year expressed as a percentage on a specific date. The table below is the supporting data for this chart.

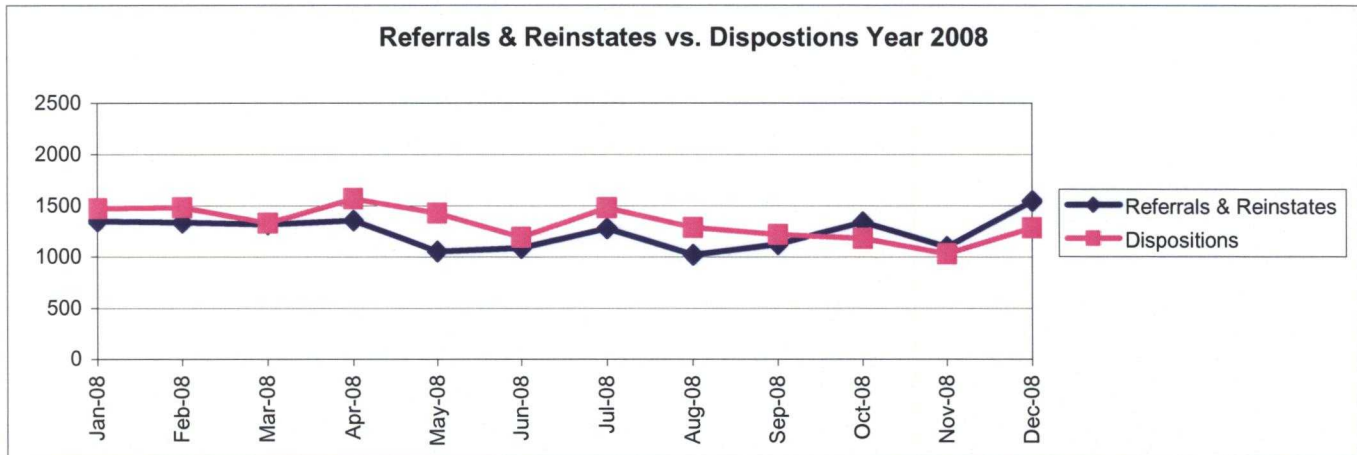


Year	As of:	2/17/2010	% of Total
1990		0	0.00%
1991		0	0.00%
1992		0	0.00%
1993		0	0.00%
1994		0	0.00%
1995		0	0.00%
1996		0	0.00%
1997		0	0.00%
1998		0	0.00%
1999		0	0.00%
2000		3	0.03%
2001		1	0.01%
2002		1	0.01%
2003		6	0.06%
2004		11	0.12%
2005		12	0.13%
2006		23	0.24%
2007		69	0.73%
2008		585	6.23%
2009		7064	75.20%
2010		1618	17.23%
Total		9393	100.00%

CUYAHOGA COUNTY COMMON PLEAS COURT

Judicial Foreclosure Clearance Rate Year 2008

The Clearance Rate is the number of outgoing cases as a percentage of the number of incoming cases. Clearance rate measures whether the court is keeping up with its incoming caseload. If cases are not disposed in a timely manner, a backlog of cases awaiting disposition will grow. A Clearance Rate of 100% indicates that at least as many cases as have been filed, reopened, or reactivated in a period have been disposed.

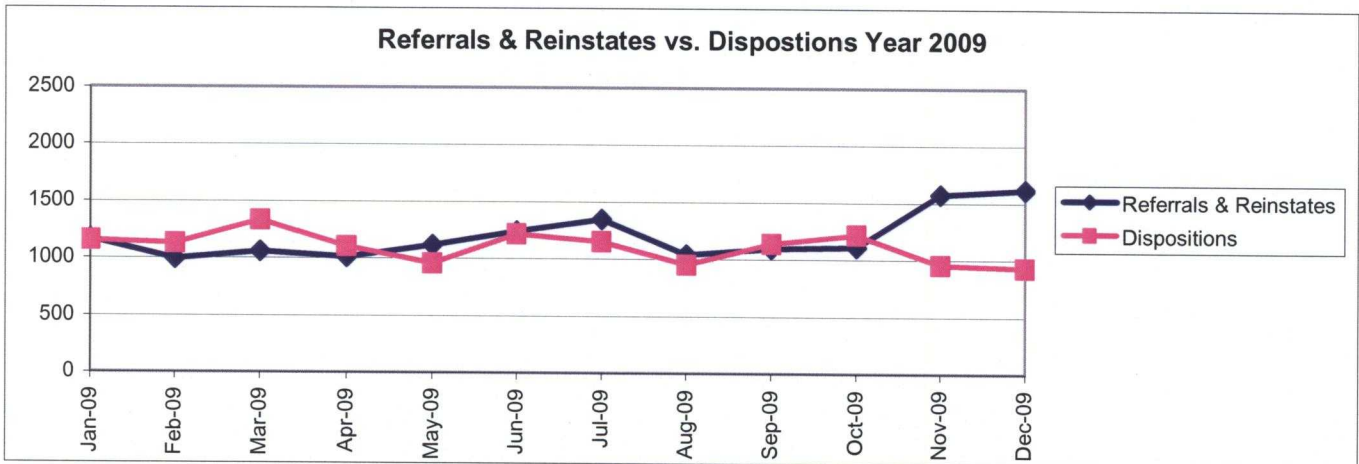


	Referrals & Reinstates	Dispositions	Clearance Rate
Jan-08	1346	1473	109%
Feb-08	1335	1483	111%
Mar-08	1317	1330	101%
Apr-08	1353	1567	116%
May-08	1048	1425	136%
Jun-08	1084	1188	110%
Jul-08	1276	1479	116%
Aug-08	1017	1283	126%
Sep-08	1121	1215	108%
Oct-08	1337	1177	88%
Nov-08	1093	1028	94%
Dec-08	1545	1282	83%
Avg	1239	1328	107%
Total	14872	15930	

CUYAHOGA COUNTY COMMON PLEAS COURT

Judicial Foreclosure Clearance Rate Year 2009

The Clearance Rate is the number of outgoing cases as a percentage of the number of incoming cases. Clearance rate measures whether the court is keeping up with its incoming caseload. If cases are not disposed in a timely manner, a backlog of cases awaiting disposition will grow. A Clearance Rate of 100% indicates that at least as many cases as have been filed, reopened, or reactivated in a period have been disposed.

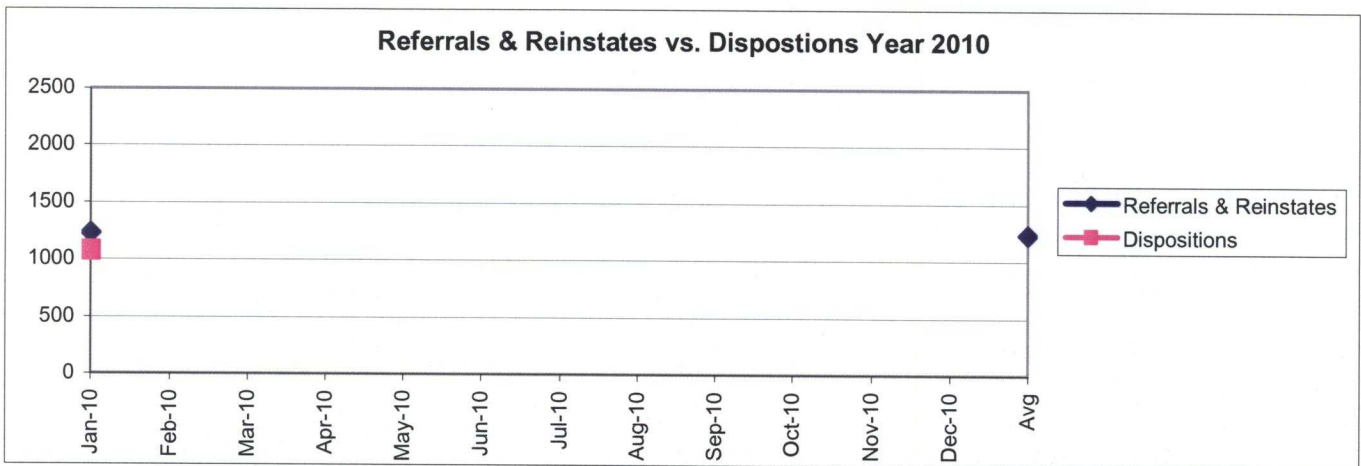



	Referrals & Reinstates	Dispositions	Clearance Rate
Jan-09	1167	1154	99%
Feb-09	991	1127	114%
Mar-09	1058	1331	126%
Apr-09	1010	1102	109%
May-09	1116	955	86%
Jun-09	1238	1214	98%
Jul-09	1345	1149	85%
Aug-09	1038	949	91%
Sep-09	1094	1136	104%
Oct-09	1108	1214	110%
Nov-09	1573	952	61%
Dec-09	1614	927	57%
Avg	1196	1101	92%
Total	14352	13210	

CUYAHOGA COUNTY COMMON PLEAS COURT

Judicial Foreclosure Clearance Rate Year 2010

The Clearance Rate is the number of outgoing cases as a percentage of the number of incoming cases. Clearance rate measures whether the court is keeping up with its incoming caseload. If cases are not disposed in a timely manner, a backlog of cases awaiting disposition will grow. A Clearance Rate of 100% indicates that at least as many cases as have been filed, reopened, or reactivated in a period have been disposed.

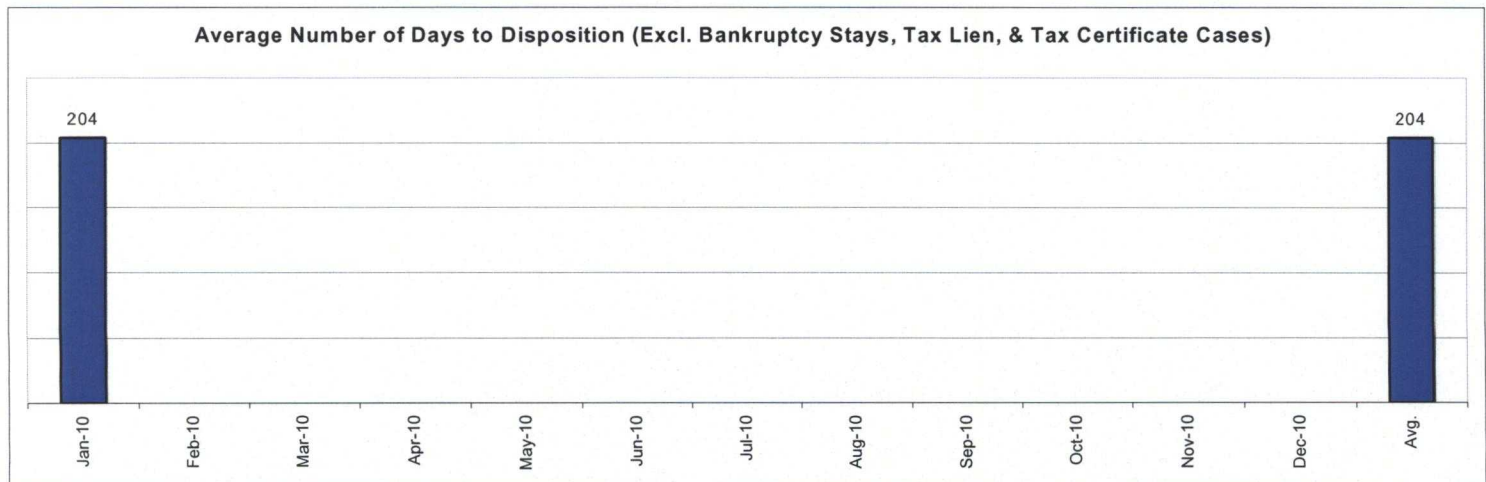
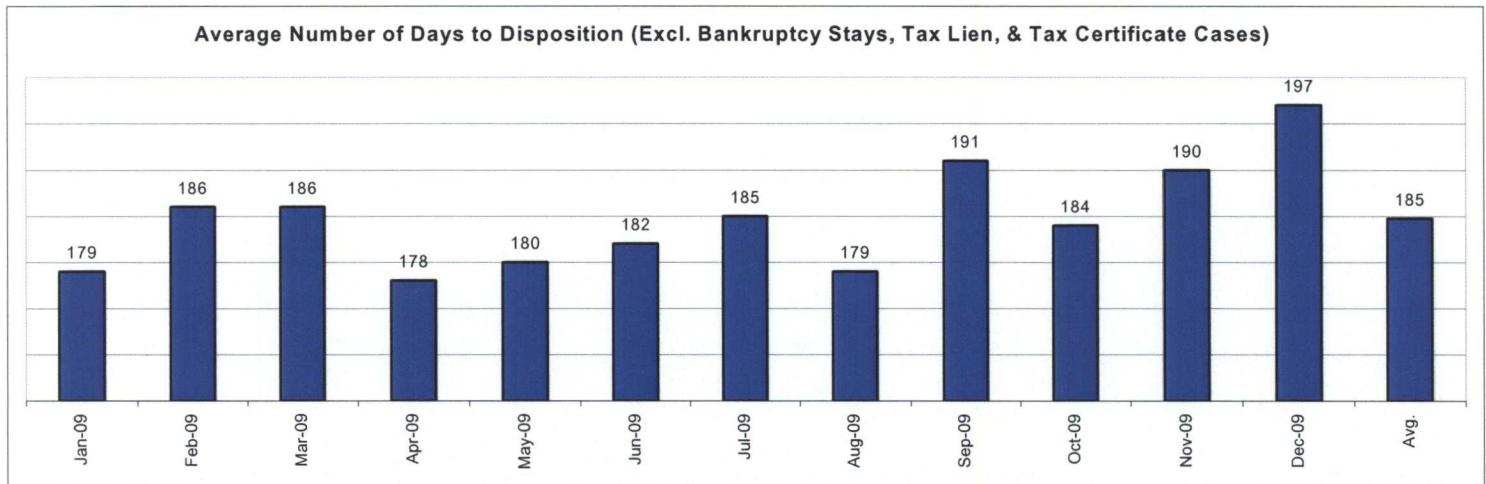
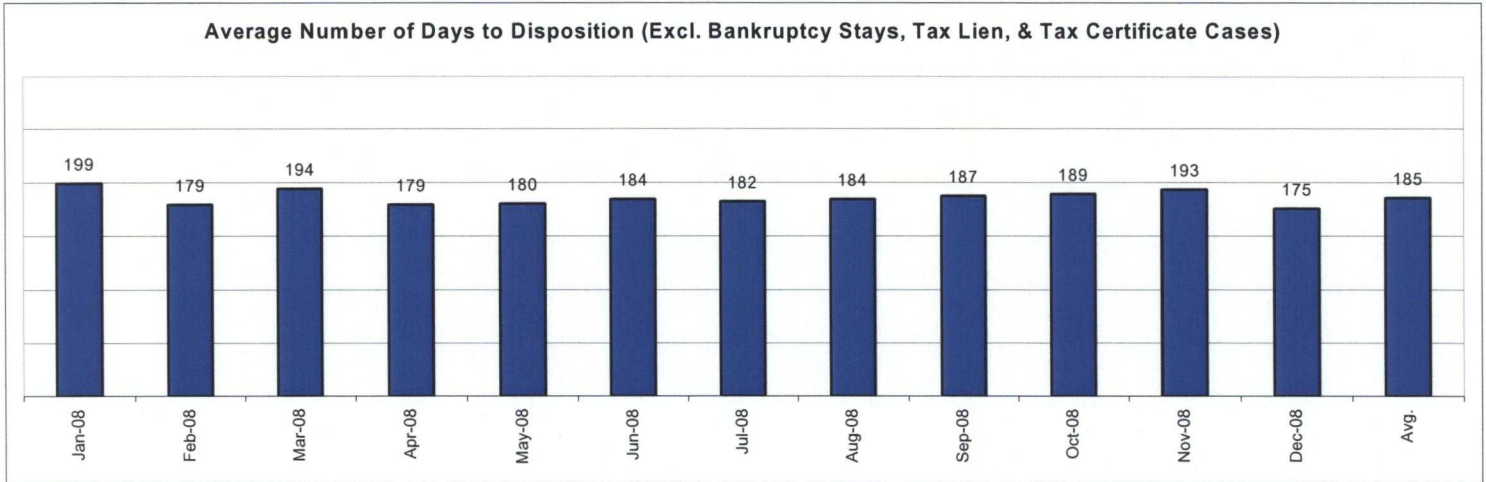


	Referrals & Reinstates	Dispositions	Clearance Rate
Jan-10	1231	1077	87%
Feb-10			
Mar-10			
Apr-10			
May-10			
Jun-10			
Jul-10			
Aug-10			
Sep-10			
Oct-10			
Nov-10			
Dec-10			
Avg	1231	1077	87%
Total	1231	1077	

CUYAHOGA COUNTY COMMON PLEAS COURT

Avg. Number of Days to Disp. (Excl. Bank. Stays & Tax Lien & Tax Cert.)

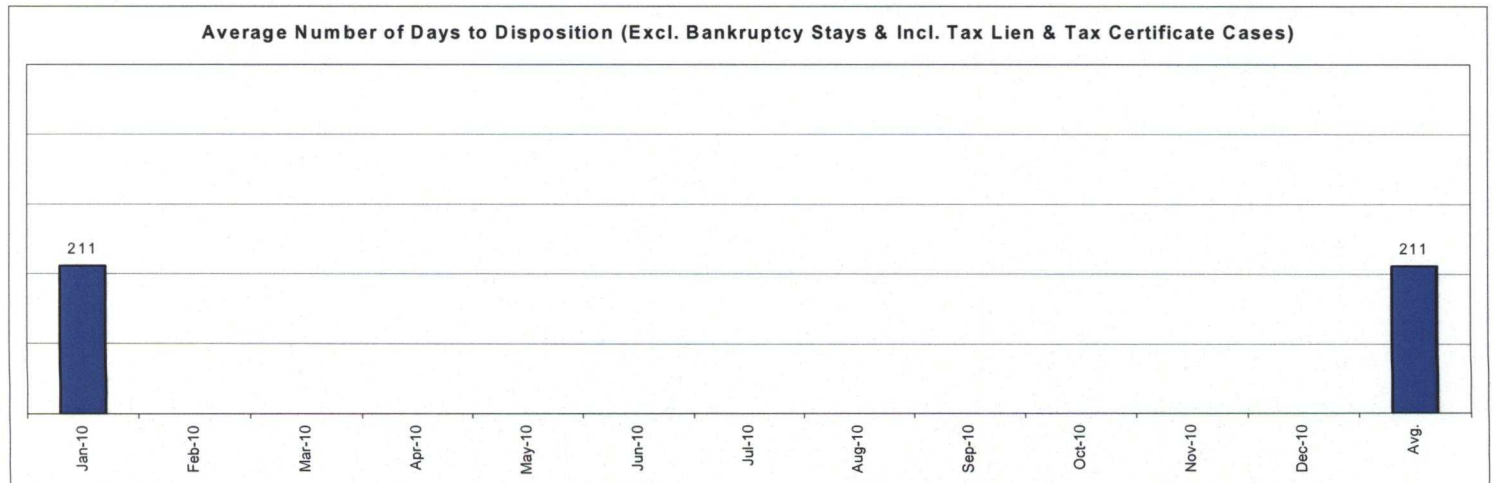
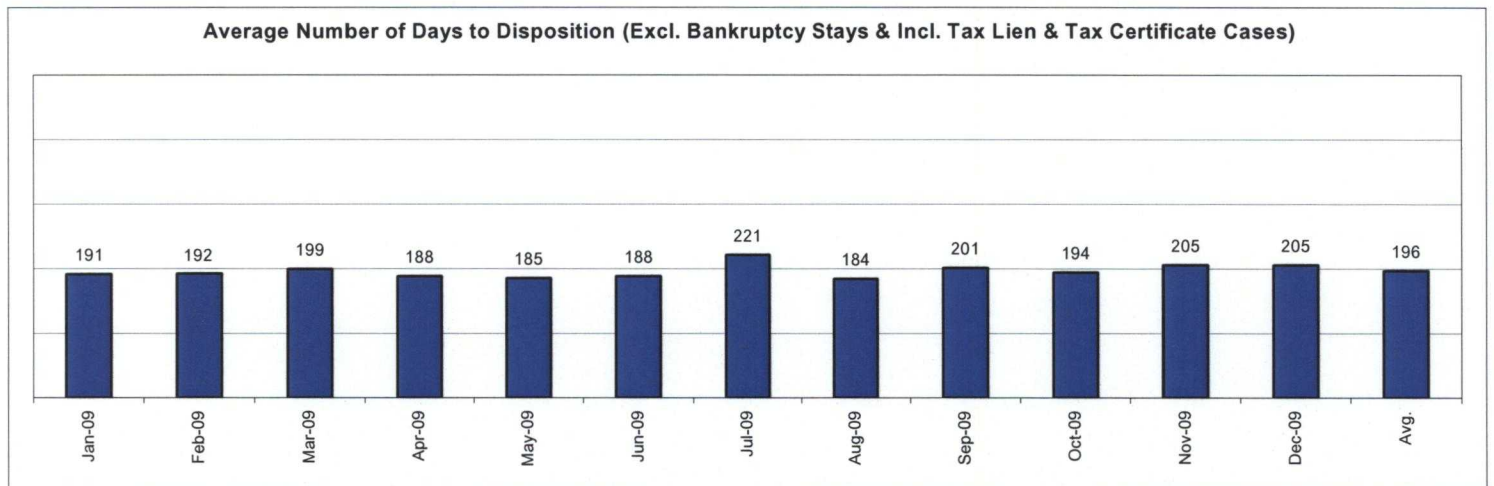
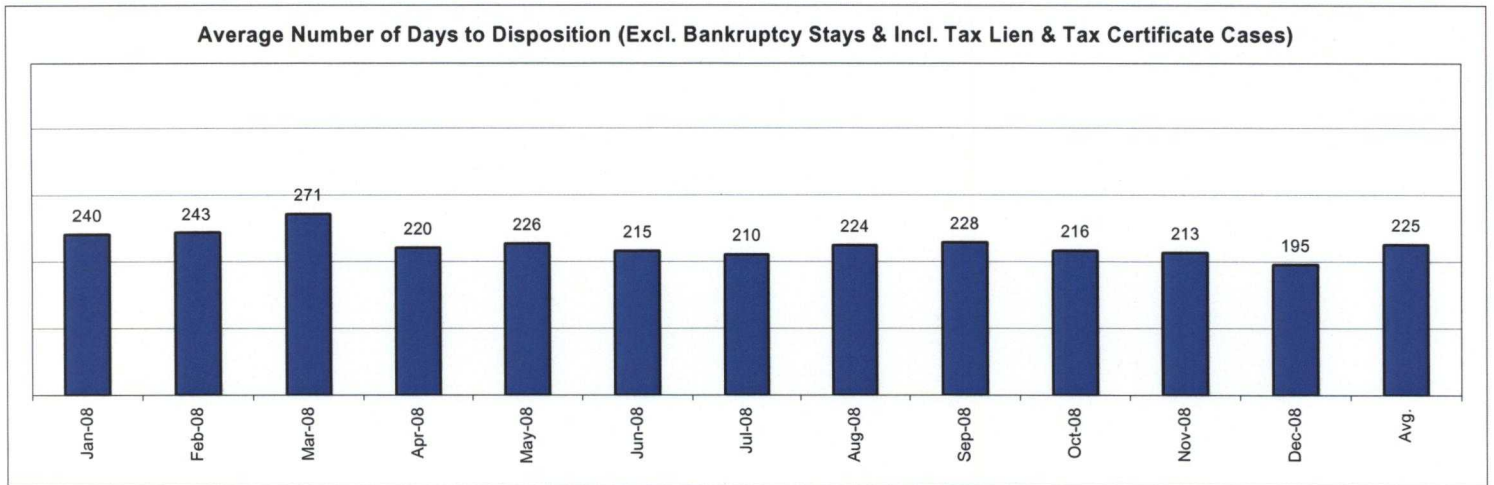
The average number of days to disposition is the number of days from filing to a final disposition entry being filed with the Clerk of Court. The data sample is based on all judicial foreclosure cases terminated by decree or dismissal (cases terminated by bankruptcy are not included) in a month. Each case is examined to determine the number of days between filing and termination with the periods that a case may have been in bankruptcy subtracted. Adding the total days of all of the cases minus bankruptcy periods and dividing by the total number of cases calculates the average. In the following chart, tax judicial foreclosure cases are excluded.



CUYAHOGA COUNTY COMMON PLEAS COURT

Avg. Number of Days to Disp. (Excl. Bank. Stays & Incl. Tax Lien & Tax Cert.)

The average number of days to disposition is the number of days from filing to a final disposition entry being filed with the Clerk of Court. The data sample is based on all Judicial Foreclosure cases terminated by decree or dismissal (cases terminated by bankruptcy are not included) in a month. Each case is examined to determine the number of days between filing and termination with the periods that a case may have been in bankruptcy subtracted. Adding the total days of all of the cases minus bankruptcy periods and dividing by the total number of cases calculates the average. In the following chart, all types of Judicial Foreclosure cases are included.



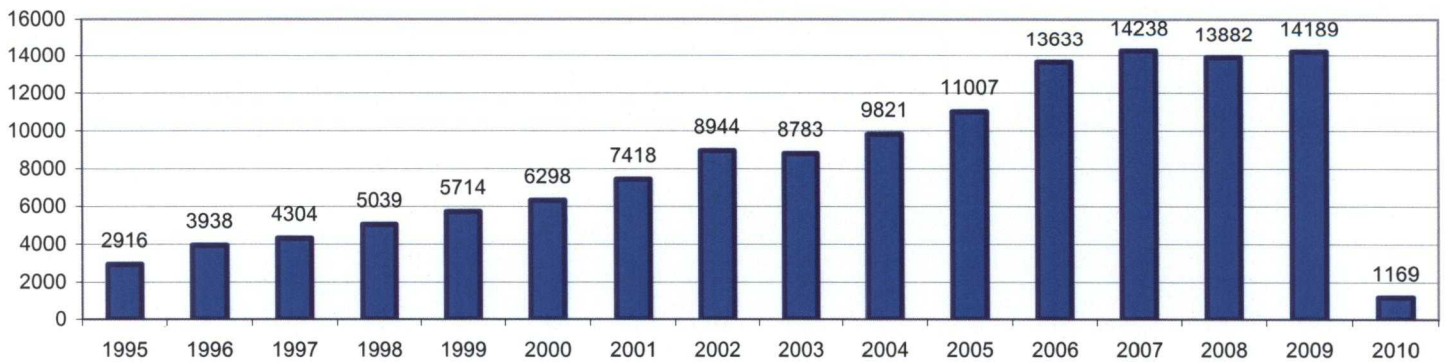
CUYAHOGA COUNTY COMMON PLEAS COURT

Total New Judicial Foreclosure Filings

The following charts are provided as a historical view of new judicial foreclosure filings.

1. Total New Judicial Foreclosure Filings from 1995 – 2010 by year
2. Total New Marsh of Lien/Quiet Title/Partition Filings from 2007 – 2010 by month
3. Total New Tax Lien & Tax Certificate Filings for 2008 – 2010 by month
4. Total New Judicial Foreclosure Filings from 2008 – 2010 by month

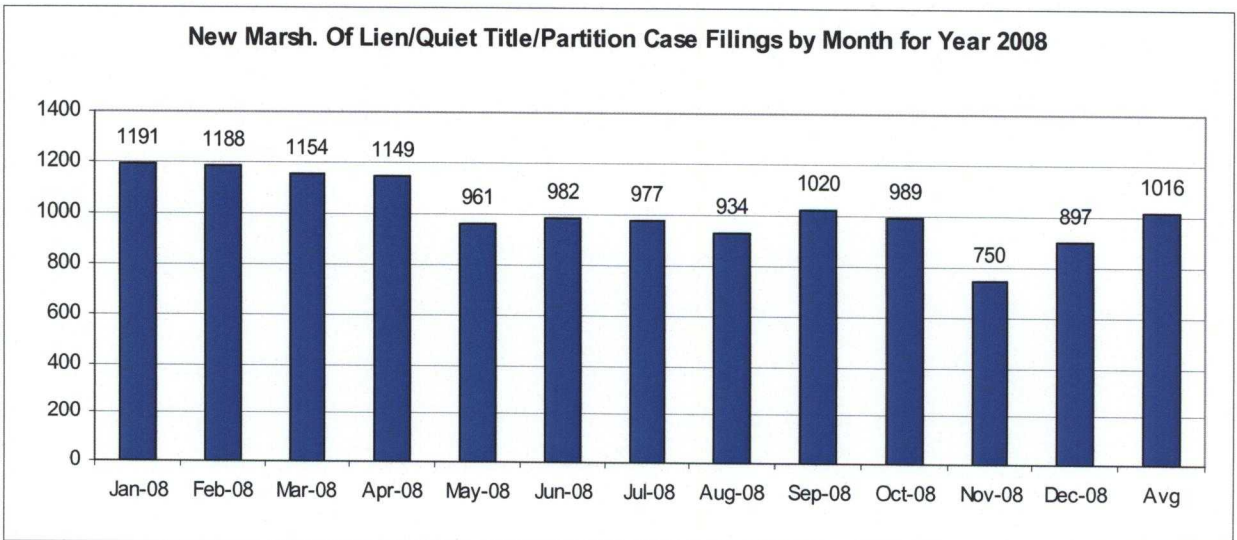
Total New Judicial Foreclosure Filings 1995 - 2010



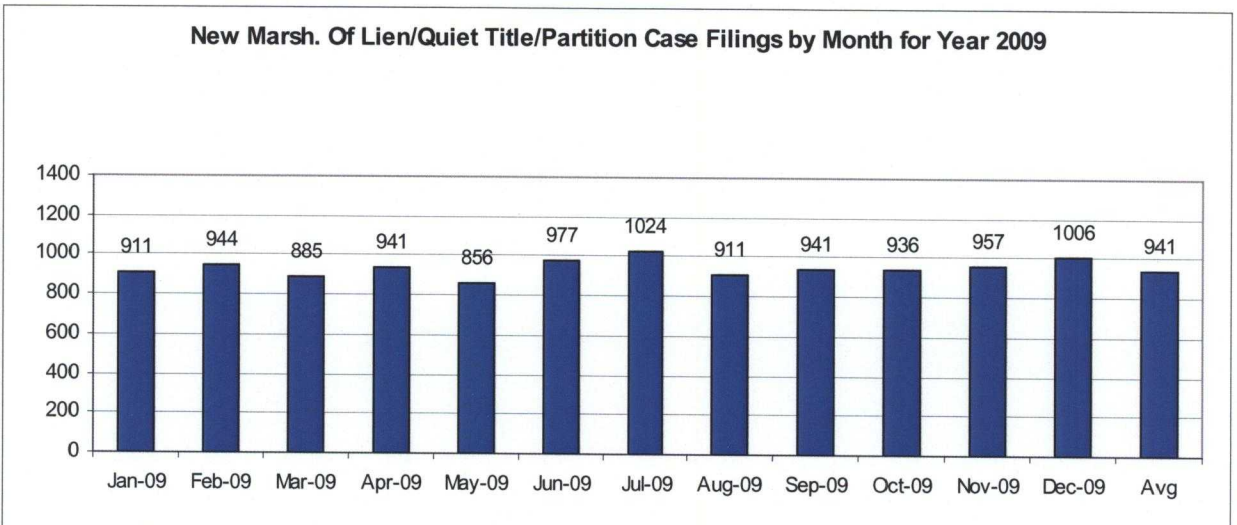
CUYAHOGA COUNTY COMMON PLEAS COURT

New Marsh. of Lien/Quiet Title/Partition Filings by Month for 2008 – 2010 YTD

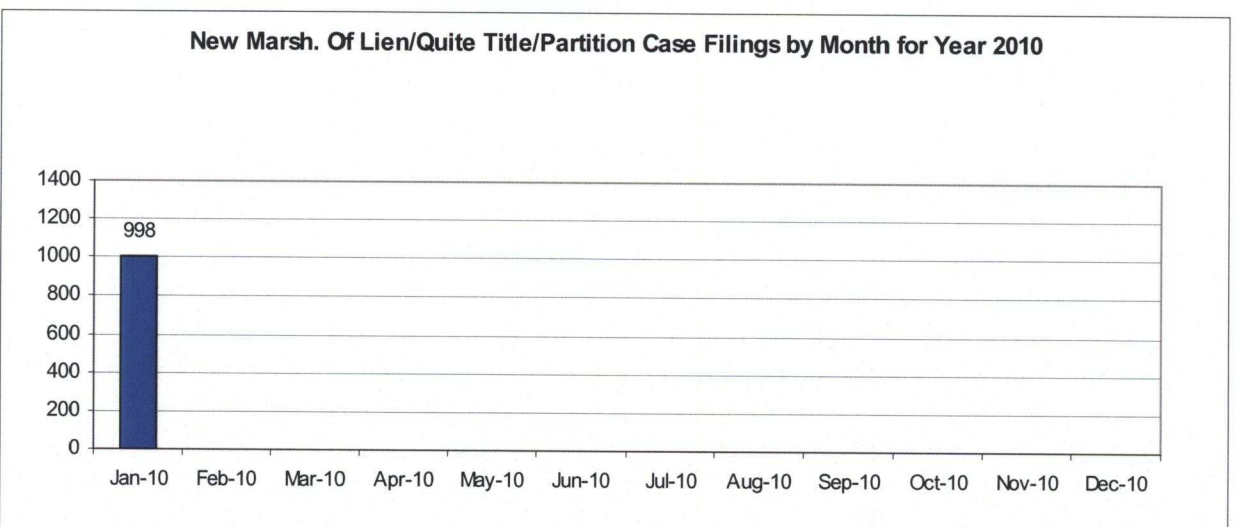
Month	# Filings
Jan-08	1191
Feb-08	1188
Mar-08	1154
Apr-08	1149
May-08	961
Jun-08	982
Jul-08	977
Aug-08	934
Sep-08	1020
Oct-08	989
Nov-08	750
Dec-08	897
Avg	1016
Total	12192



Month	# Filings
Jan-09	911
Feb-09	944
Mar-09	885
Apr-09	941
May-09	856
Jun-09	977
Jul-09	1024
Aug-09	911
Sep-09	941
Oct-09	936
Nov-09	957
Dec-09	1006
Avg	941
Total	11289



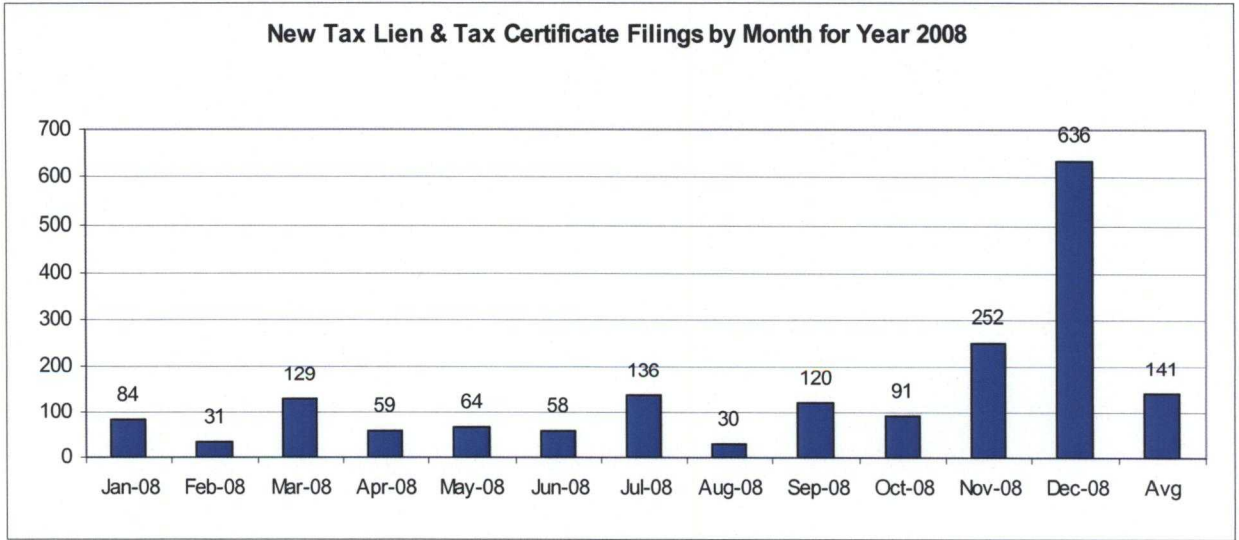
Month	# Filings
Jan-10	998
Feb-10	
Mar-10	
Apr-10	
May-10	
Jun-10	
Jul-10	
Aug-10	
Sep-10	
Oct-10	
Nov-10	
Dec-10	
Avg	998
Total	998



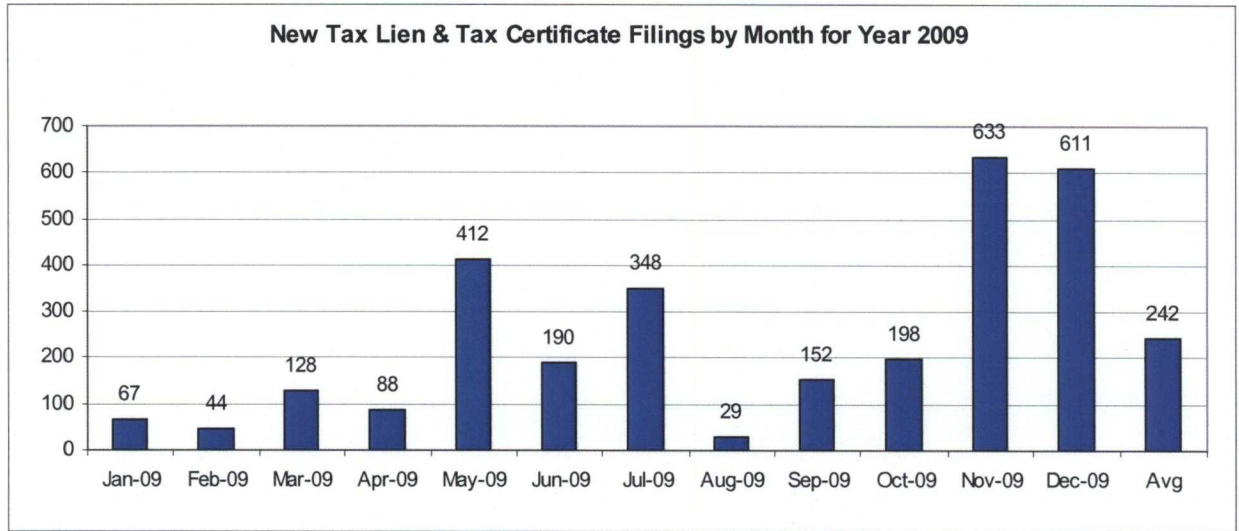
CUYAHOGA COUNTY COMMON PLEAS COURT

New Tax Lien & Certificate Filings by Month for Year 2008 – 2010 YTD

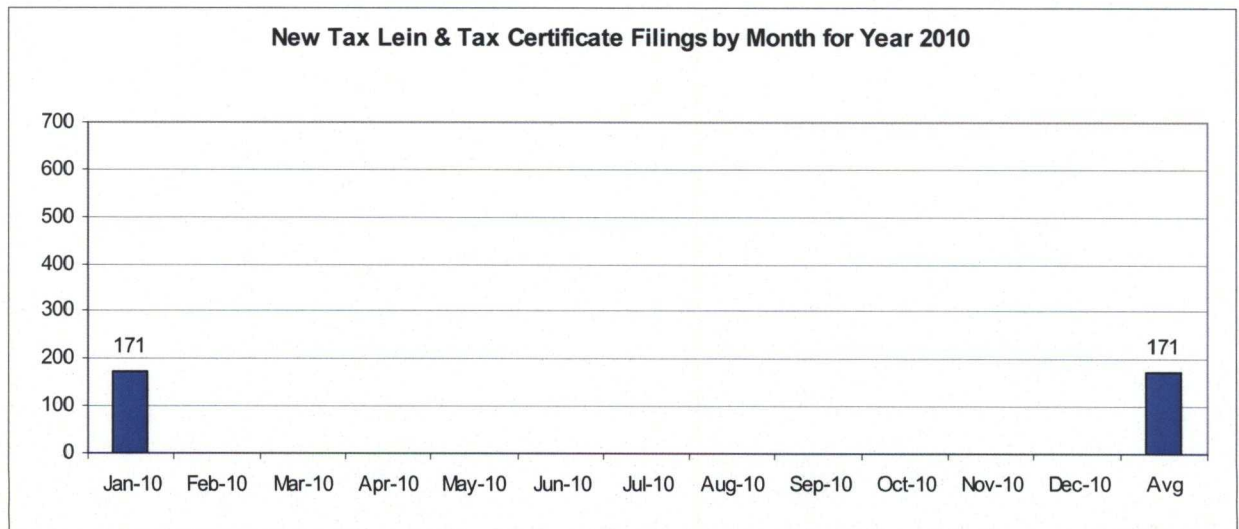
Month	# Filings
Jan-08	84
Feb-08	31
Mar-08	129
Apr-08	59
May-08	64
Jun-08	58
Jul-08	136
Aug-08	30
Sep-08	120
Oct-08	91
Nov-08	252
Dec-08	636
Avg	141
Total	1690



Month	# Filings
Jan-09	67
Feb-09	44
Mar-09	128
Apr-09	88
May-09	412
Jun-09	190
Jul-09	348
Aug-09	29
Sep-09	152
Oct-09	198
Nov-09	633
Dec-09	611
Avg	242
Total	2900



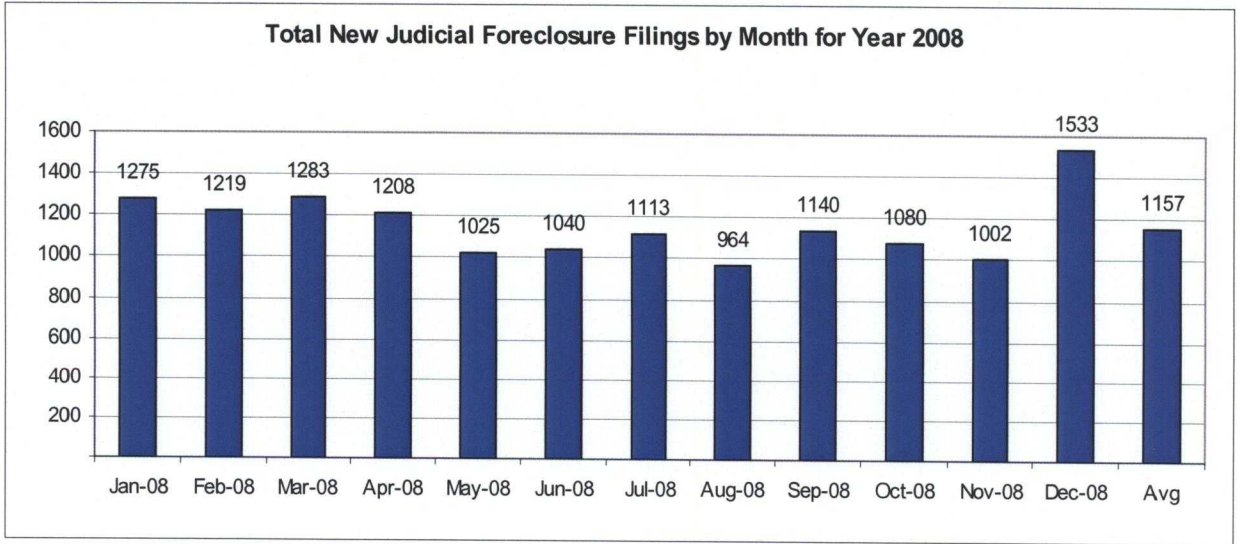
Month	# Filings
Jan-10	171
Feb-10	
Mar-10	
Apr-10	
May-10	
Jun-10	
Jul-10	
Aug-10	
Sep-10	
Oct-10	
Nov-10	
Dec-10	
Avg	171
Total	171



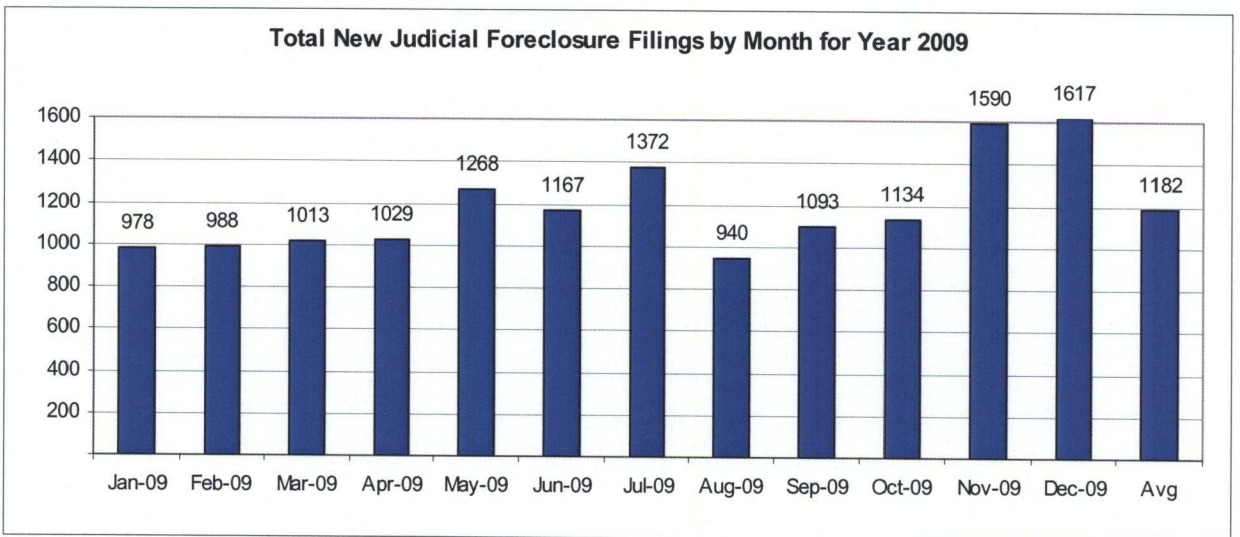
CUYAHOGA COUNTY COMMON PLEAS COURT

Total New Judicial Foreclosure Filings by Month for Year 2008 – 2010 YTD

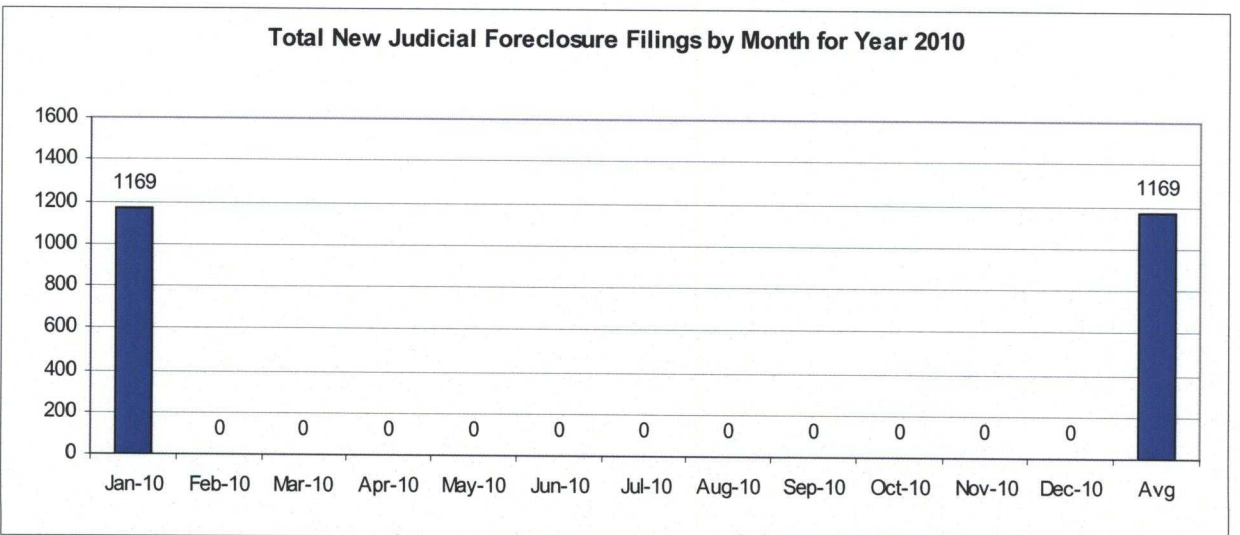
Month	# Filings
Jan-08	1275
Feb-08	1219
Mar-08	1283
Apr-08	1208
May-08	1025
Jun-08	1040
Jul-08	1113
Aug-08	964
Sep-08	1140
Oct-08	1080
Nov-08	1002
Dec-08	1533
Avg	1157
Total	13882



Month	# Filings
Jan-09	978
Feb-09	988
Mar-09	1013
Apr-09	1029
May-09	1268
Jun-09	1167
Jul-09	1372
Aug-09	940
Sep-09	1093
Oct-09	1134
Nov-09	1590
Dec-09	1617
Avg	1182
Total	14189



Month	# Filings
Jan-10	1169
Feb-10	0
Mar-10	0
Apr-10	0
May-10	0
Jun-10	0
Jul-10	0
Aug-10	0
Sep-10	0
Oct-10	0
Nov-10	0
Dec-10	0
Avg	1169
Total	1169



CUYAHOGA COUNTY COMMON PLEAS COURT

Magistrate's Monthly Report

The Magistrates' Monthly Report consists of 5 reports. Below is a description of each.

Magistrate's Monthly Supplemental Journal Entry Report (R415)

Retrieves total number of supplemental entries and Decrees of Confirmation of Sheriff's sale created during a specific period. A supplemental entry is any journal created by a magistrate, which does not close out a case. For example, any magistrate's order (MG) setting a hearing, any journal entry (JE) ruling on a motion, journals confirming Sheriff's sales, etc.).

Magistrate's Full Disposition Count by Magistrate Report (R413)

Retrieves total number of cases disposed of during a specific period. The dispositions are grouped by Magistrate and then broken down by the type of disposition (i. e. Default, Dismissed with Prejudice, Dismissed without Prejudice, etc.) This report can be printed three different ways. Including tax cases (Full Dispositions), excluding tax cases (Non-Tax Dispositions), and Tax cases only (Tax Dispositions).

Magistrate's Monthly Cases Referred/Reinstated Report (R418)

Retrieves newly filed cases referred to the Magistrates Dept. and cases previously disposed by the Magistrates Dept. that are reinstated and re-referred to the magistrates. The cases are separated by Tax (filing code 1465; Tax Judicial Foreclosure & 1466; Tax Certificate Judicial Foreclosure) and Non-Tax (1460; Judicial Foreclosure Marsh. Of Lien, 1480; Partition, 1470; Quiet Title, misc. (i. e. 1391; Contract Other, etc.).

Magistrate's Monthly Hearing Totals Report (R3146)

Retrieves total number of hearings held during one month. The hearings are grouped by Magistrate and then broken down by what type hearing was held (i. e. Default, Pretrial, etc.).

Magistrate's Monthly Case Load Report (R3147)

Retrieves individual caseload totals for individual magistrates during a specific period. The cases are grouped by magistrate and then broken down by case type (i. e. tax judicial foreclosure, tax certificate judicial foreclosure and non-tax judicial foreclosure).

CUYAHOGA COUNTY COURT OF COMMON PLEAS

DATE: 02/17/2010
TIME: 12:19 PM

OFFICE OF THE MAGISTRATES
MAGISTRATE'S MONTHLY SUPPLEMENTALS BY CASE
REPORTING PERIOD: JANUARY 2010

PAGE: 1
CMSR415D

SUPPLEMENTALS

AUGUSTYN	228
BAKER	483
BUCHA	376
CUTHBERT	478
DYKE	269
GAUNTNER	314
GONZALEZ	283
HIPPLEY	246
JACKSON	301
KLEIN	317
LUCAS	350
OLSZTYN	431
VOZAR	367
WEISS	389
UNACCOUNTED FOR	0

TOTAL 4832

CONFIRMATIONS

TOTAL 288

CUYAHOGA COUNTY COURT OF COMMON PLEAS

OFFICE OF THE MAGISTRATES

Full Disposition Count by Magistrate

REPORTING PERIOD: FROM 01/01/2010 TO 01/31/2010

DATE: 02/17/2010

TIME: 12:22 PM

PAGE: 1

CMSR413

MagID	Dispose Type	Tax Cert.	Tax Treas.	Total
KCA	Bank	0	0	3
	Def	0	0	15
	Dism	0	0	20
	Ref. Vacate	0	0	0
	Court Trial	0	0	0
	Other	0	0	2
	<u>MAG'S TOTAL</u>	0	0	<u>40</u>

Decrees	566
Defaults	433
Other	130
Court Trial	3
Dismissals	465

Bankruptcy 46

Ref. Vacated 0

Grand Total 1077

GDB	Bank	0	0	2
	Def	0	0	56
	Dism	0	0	32
	Ref. Vacate	0	0	0
	Court Trial	0	0	0
	Other	0	0	9
	<u>MAG'S TOTAL</u>	0	0	<u>99</u>

SMB	Bank	0	0	7
	Def	0	0	33
	Dism	0	0	28
	Ref. Vacate	0	0	0
	Court Trial	0	0	0
	Other	0	0	11
	<u>MAG'S TOTAL</u>	0	0	<u>79</u>

ARC	Bank	0	0	2
	Def	0	0	27
	Dism	0	0	43
	Ref. Vacate	0	0	0
	Court Trial	0	0	1
	Other	0	0	3
	<u>MAG'S TOTAL</u>	0	0	<u>76</u>

JTD	Bank	0	0	5
	Def	0	0	29
	Dism	1	2	29
	Ref. Vacate	0	0	0
	Court Trial	0	0	0
	Other	0	1	4
	<u>MAG'S TOTAL</u>	1	3	<u>67</u>

TMG	Bank	0	0	4
	Def	0	0	32
	Dism	0	0	39
	Ref. Vacate	0	0	0
	Court Trial	0	0	0
	Other	0	0	7
	<u>MAG'S TOTAL</u>	0	0	<u>82</u>

TG	Bank	0	0	4
	Def	0	0	39
	Dism	0	0	25
	Ref. Vacate	0	0	0
	Court Trial	0	0	0
	Other	0	0	4
	<u>MAG'S TOTAL</u>	0	0	<u>72</u>

KH	Bank	0	0	2
	Def	0	0	29

CUYAHOGA COUNTY COURT OF COMMON PLEAS

OFFICE OF THE MAGISTRATES

Full Disposition Count by Magistrate

REPORTING PERIOD: FROM 01/01/2010 TO 01/31/2010

DATE: 02/17/2010

TIME: 12:22 PM

PAGE: 2

CMSR413

MagID	Dispose Type	Tax Cert.	Tax Treas.	Total
	Ref. Vacate	0	0	0
	Court Trial	0	0	0
	Other	0	0	8
	<u>MAG'S TOTAL</u>	0	0	<u>74</u>
<hr/>				
JLJ	Bank	0	0	6
	Def	0	0	60
	Dism	0	0	34
	Ref. Vacate	0	0	0
	Court Trial	0	0	2
	Other	0	0	8
	<u>MAG'S TOTAL</u>	0	0	<u>110</u>
<hr/>				
MK	Bank	0	0	3
	Def	0	0	33
	Dism	0	0	30
	Ref. Vacate	0	0	0
	Court Trial	0	0	0
	Other	0	0	8
	<u>MAG'S TOTAL</u>	0	0	<u>74</u>
<hr/>				
PL	Bank	0	1	1
	Def	3	1	4
	Dism	27	21	48
	Ref. Vacate	0	0	0
	Court Trial	0	0	0
	Other	0	10	10
	<u>MAG'S TOTAL</u>	30	33	<u>63</u>
<hr/>				
CEO	Bank	0	0	1
	Def	0	0	40
	Dism	0	0	43
	Ref. Vacate	0	0	0
	Court Trial	0	0	0
	Other	0	0	7
	<u>MAG'S TOTAL</u>	0	0	<u>91</u>
<hr/>				
TJV	Bank	0	0	4
	Def	0	0	34
	Dism	1	0	24
	Ref. Vacate	0	0	0
	Court Trial	0	0	0
	Other	0	1	7
	<u>MAG'S TOTAL</u>	1	1	<u>69</u>
<hr/>				
CW	Bank	0	2	2
	Def	2	0	2
	Dism	31	4	35
	Ref. Vacate	0	0	0
	Court Trial	0	0	0
	Other	1	41	42
	<u>MAG'S TOTAL</u>	34	47	<u>81</u>

CUYAHOGA COUNTY COURT OF COMMON PLEAS

DATE: 02/17/2010
 TIME: 12:22 PM

OFFICE OF THE MAGISTRATES
 MAGISTRATE'S MONTHLY REF/REIN CASES
 FROM 01/01/2010 TO 01/31/2010

CMSR418

MAGISTRATE	NEW REFERRALS				REINSTATED			
	Tax Treas.	Tax Cert.	Non-Tax	Total	Tax Treas.	Tax Cert.	Non-Tax	Total
<u>AUGUSTYN/KEVIN/C</u>	0	0	44	44	0	0	9	9
<u>BAKER/GAIL/D</u>	0	0	89	89	0	0	12	12
<u>BUCHA/STEPHEN/M</u>	0	1	62	63	0	0	6	6
<u>CUTHBERT/AMY/R</u>	0	0	97	97	0	0	3	3
<u>DYKE/JOHN/T</u>	1	5	89	95	0	0	6	6
<u>GAUNTNER/TIMOTHY/M</u>	0	0	76	76	0	0	2	2
<u>GONZALEZ/TRACEY/</u>	0	0	84	84	0	0	3	3
<u>HIPPLEY/KEVIN/</u>	0	1	94	95	0	0	5	5
<u>JACKSON/JIM/L</u>	0	0	80	80	0	0	1	1
<u>KLEIN/MONICA/</u>	0	0	93	93	0	0	4	4
<u>LUCAS/PAUL/</u>	21	74	1	96	0	0	0	0
<u>OLSZTYN/CHRISTOPHER/E</u>	0	0	92	92	0	0	9	9
<u>VOZAR/THOMAS/J</u>	0	4	65	69	0	0	3	3
<u>WEISS/CAROL/</u>	20	74	0	94	0	0	1	1
<u>TOTAL</u>	42	159	966	1167	0	0	64	64
<u>COMBINED TOTAL</u>		1231						

CUYAHOGA COUNTY COURT OF COMMON PLEAS

OFFICE OF THE MAGISTRATES

MAG MONTHLY HEARING TOTALS

Reporting Period: January 2010

DATE: 02/17/2010
TIME: 12:22 PM

PAGE: 1
CMSR3146

Monthly Hearing Total 873

AUGUSTYN
 Default Hearings 25
 Tax Hearings 0
 Pretrials 0

 TOTAL: 25

BAKER
 Default Hearings 42
 Tax Hearings 0
 Pretrials 3

 TOTAL: 45

BUCHA
 Default Hearings 40
 Tax Hearings 0
 Pretrials 15

 TOTAL: 55

CUTHBERT
 Default Hearings 61
 Tax Hearings 0
 Pretrials 24

 TOTAL: 85

DYKE
 Default Hearings 39
 Tax Hearings 0
 Pretrials 4

 TOTAL: 43

GAUNTNER
 Default Hearings 57
 Tax Hearings 0
 Pretrials 19

 TOTAL: 76

GONZALEZ
 Default Hearings 26
 Tax Hearings 0
 Pretrials 2

 TOTAL: 28

HIPPLEY
 Default Hearings 45
 Tax Hearings 0
 Pretrials 6

 TOTAL: 51

JACKSON
 Default Hearings 81
 Tax Hearings 0
 Pretrials 7

 TOTAL: 88

KLEIN
 Default Hearings 76
 Tax Hearings 0
 Pretrials 7

CUYAHOGA COUNTY COURT OF COMMON PLEAS

OFFICE OF THE MAGISTRATES
MAG MONTHLY HEARING TOTALS
Reporting Period: January 2010

DATE: 02/17/2010
TIME: 12:22 PM

PAGE: 2
CMSR3146

TOTAL:	83
LUCAS	
Default Hearings	1
Tax Hearings	67
Pretrials	17
<hr/>	
TOTAL:	85
OLSZTYN	
Default Hearings	58
Tax Hearings	0
Pretrials	8
<hr/>	
TOTAL:	66
VOZAR	
Default Hearings	45
Tax Hearings	1
Pretrials	26
<hr/>	
TOTAL:	72
WEISS	
Default Hearings	12
Tax Hearings	54
Pretrials	5
<hr/>	
TOTAL:	71

CUYAHOGA COUNTY COURT OF COMMON PLEAS

DATE: 02/17/2010
 TIME: 12:24 PM

Office of the Magistrates
 Magistrate's Monthly Case Load
 MONTH: JANUARY 2010

PAGE: 1
 CMSR3147

Magistrate Name	Non Tax Total	Tax Cert.	Tax Treas.	Total Tax	Total Cases
AUGUSTYN	263	0	0	0	263
BAKER	558	1	0	1	559
BUCHA	374	1	0	1	375
CUTHBERT	621	0	0	0	621
DYKE	461	21	47	68	529
GAUNTNER	483	0	0	0	483
GONZALEZ	539	0	0	0	539
HIPPLEY	731	2	0	2	733
JACKSON	631	0	0	0	631
KLEIN	655	0	0	0	655
LUCAS	8	495	875	1370	1378
OLSZTYN	511	2	0	2	513
VOZAR	627	30	43	73	700
WEISS	2	459	776	1235	1237
Non Tax Total:	<u>6464</u>	Cert.Tax Total: 1011	Tax Treas. Total: 1741	Total Tax: <u>2752</u>	Total Cases: <u>9216</u>

CUYAHOGA COUNTY COMMON PLEAS COURT

Report CMSR1062 - Judicial Foreclosure Statistics by Judge

Report CMSR1062 provides a list of judicial foreclosure case activity for each Judge. The report identifies how many cases were pending at the beginning of the period. The new cases filed and cases that were transferred in or reactivated are added to the number pending at the beginning of the period. It then shows the type and number of terminations for the period. The total terminations are subtracted from the total pending which provides the pending at the end of the period.

CUYAHOGA COUNTY COURT OF COMMON PLEAS

DATE: 02/17/2010
TIME: 12:40 PM

Foreclosure Statistics by Judge
Reporting Period: January 2010

PAGE: 1
CMSR1062

Judge

AMBROSE, DICK							
	Pending at Beg of Period		New Cases Filed		Cases Transferred In / Reactivated		Total
	264		40		6		310
Terminations							
	Bankruptcy	Default	RefVacated	Court Trial	Dismiss	Other	Total
	0	11	0	0	20	5	36
	Total Pending at End of Period						274
BURNSIDE, JANET R							
	Pending at Beg of Period		New Cases Filed		Cases Transferred In / Reactivated		Total
	295		37		3		335
Terminations							
	Bankruptcy	Default	RefVacated	Court Trial	Dismiss	Other	Total
	1	13	0	0	10	5	29
	Total Pending at End of Period						306
CALABRESE, DEENA R							
	Pending at Beg of Period		New Cases Filed		Cases Transferred In / Reactivated		Total
	321		38		2		361
Terminations							
	Bankruptcy	Default	RefVacated	Court Trial	Dismiss	Other	Total
	1	15	0	0	9	5	30
	Total Pending at End of Period						331
CORRIGAN, BRIAN J							
	Pending at Beg of Period		New Cases Filed		Cases Transferred In / Reactivated		Total
	146		32		2		180
Terminations							
	Bankruptcy	Default	RefVacated	Court Trial	Dismiss	Other	Total
	2	1	0	0	6	3	12
	Total Pending at End of Period						168
CORRIGAN, PETER J							
	Pending at Beg of Period		New Cases Filed		Cases Transferred In / Reactivated		Total
	269		33		4		306
Terminations							
	Bankruptcy	Default	RefVacated	Court Trial	Dismiss	Other	Total
	2	13	0	2	15	7	39
	Total Pending at End of Period						267
DONNELLY, MICHAEL P							
	Pending at Beg of Period		New Cases Filed		Cases Transferred In / Reactivated		Total
	312		33		3		348
Terminations							
	Bankruptcy	Default	RefVacated	Court Trial	Dismiss	Other	Total
	0	10	0	0	10	5	25
	Total Pending at End of Period						323
FRIEDLAND, CAROLYN B							
	Pending at Beg of Period		New Cases Filed		Cases Transferred In / Reactivated		Total
	255		36		1		292
Terminations							
	Bankruptcy	Default	RefVacated	Court Trial	Dismiss	Other	Total
	2	10	0	0	10	6	28
	Total Pending at End of Period						264
FRIEDMAN, STUART A							

CUYAHOGA COUNTY COURT OF COMMON PLEAS

DATE: 02/17/2010
TIME: 12:40 PM

Foreclosure Statistics by Judge
Reporting Period: January 2010

PAGE: 2
CMSR1062

Judge

Pending at Beg of Period		New Cases Filed		Cases Transferred In / Reactivated			Total
325		32		3			360
Terminations	Bankruptcy	Default	RefVacated	Court Trial	Dismiss	Other	Total
	0	9	0	0	17	4	30
Total Pending at End of Period							330
<hr/>							
Pending at Beg of Period		New Cases Filed		Cases Transferred In / Reactivated			Total
299		21		2			322
Terminations	Bankruptcy	Default	RefVacated	Court Trial	Dismiss	Other	Total
	1	12	0	0	12	9	34
Total Pending at End of Period							288
<hr/>							
Pending at Beg of Period		New Cases Filed		Cases Transferred In / Reactivated			Total
126		31		6			163
Terminations	Bankruptcy	Default	RefVacated	Court Trial	Dismiss	Other	Total
	1	6	0	0	8	4	19
Total Pending at End of Period							144
<hr/>							
Pending at Beg of Period		New Cases Filed		Cases Transferred In / Reactivated			Total
275		40		3			318
Terminations	Bankruptcy	Default	RefVacated	Court Trial	Dismiss	Other	Total
	6	17	0	0	19	9	51
Total Pending at End of Period							267
<hr/>							
Pending at Beg of Period		New Cases Filed		Cases Transferred In / Reactivated			Total
238		34		4			276
Terminations	Bankruptcy	Default	RefVacated	Court Trial	Dismiss	Other	Total
	0	16	0	0	19	9	44
Total Pending at End of Period							232
<hr/>							
Pending at Beg of Period		New Cases Filed		Cases Transferred In / Reactivated			Total
323		39		2			364
Terminations	Bankruptcy	Default	RefVacated	Court Trial	Dismiss	Other	Total
	3	13	0	0	9	9	34
Total Pending at End of Period							330
<hr/>							
Pending at Beg of Period		New Cases Filed		Cases Transferred In / Reactivated			Total
298		36		1			335
Terminations	Bankruptcy	Default	RefVacated	Court Trial	Dismiss	Other	Total
	5	19	0	0	19	4	47
Total Pending at End of Period							288

MATIA, DAVID T

CUYAHOGA COUNTY COURT OF COMMON PLEAS

DATE: 02/17/2010
TIME: 12:40 PM

Foreclosure Statistics by Judge
Reporting Period: January 2010

PAGE: 3
CMSR1062

Judge

Pending at Beg of Period		New Cases Filed			Cases Transferred In / Reactivated			Total
298		31			7			336
Terminations	Bankruptcy	Default	RefVacated	Court Trial	Dismiss	Other	Total	
	1	20	0	0	13	10	44	
Total Pending at End of Period							292	
Pending at Beg of Period		New Cases Filed			Cases Transferred In / Reactivated			Total
257		37			5			299
Terminations	Bankruptcy	Default	RefVacated	Court Trial	Dismiss	Other	Total	
	0	15	0	0	15	11	41	
Total Pending at End of Period							258	
Pending at Beg of Period		New Cases Filed			Cases Transferred In / Reactivated			Total
252		30			10			292
Terminations	Bankruptcy	Default	RefVacated	Court Trial	Dismiss	Other	Total	
	2	9	0	0	15	4	30	
Total Pending at End of Period							262	
Pending at Beg of Period		New Cases Filed			Cases Transferred In / Reactivated			Total
160		35			1			196
Terminations	Bankruptcy	Default	RefVacated	Court Trial	Dismiss	Other	Total	
	0	3	0	0	9	3	15	
Total Pending at End of Period							181	
Pending at Beg of Period		New Cases Filed			Cases Transferred In / Reactivated			Total
296		38			4			338
Terminations	Bankruptcy	Default	RefVacated	Court Trial	Dismiss	Other	Total	
	1	16	0	0	18	8	43	
Total Pending at End of Period							295	
Pending at Beg of Period		New Cases Filed			Cases Transferred In / Reactivated			Total
261		32			4			297
Terminations	Bankruptcy	Default	RefVacated	Court Trial	Dismiss	Other	Total	
	1	9	0	0	10	5	25	
Total Pending at End of Period							272	
Pending at Beg of Period		New Cases Filed			Cases Transferred In / Reactivated			Total
304		36			3			343
Terminations	Bankruptcy	Default	RefVacated	Court Trial	Dismiss	Other	Total	
	3	15	0	0	16	5	39	
Total Pending at End of Period							304	

O'DONNELL, JOHN P

CUYAHOGA COUNTY COURT OF COMMON PLEAS

DATE: 02/17/2010
TIME: 12:40 PM

Foreclosure Statistics by Judge
Reporting Period: January 2010

PAGE: 4
CMSR1062

Judge

Pending at Beg of Period		New Cases Filed		Cases Transferred In / Reactivated			Total
249		25		1			275
Terminations	Bankruptcy	Default	RefVacated	Court Trial	Dismiss	Other	Total
	0	9	0	0	10	2	21
Total Pending at End of Period							254
<hr/>							
Pending at Beg of Period		New Cases Filed		Cases Transferred In / Reactivated			Total
281		27		3			311
Terminations	Bankruptcy	Default	RefVacated	Court Trial	Dismiss	Other	Total
	1	19	0	0	18	7	45
Total Pending at End of Period							266
<hr/>							
Pending at Beg of Period		New Cases Filed		Cases Transferred In / Reactivated			Total
280		40		3			323
Terminations	Bankruptcy	Default	RefVacated	Court Trial	Dismiss	Other	Total
	0	10	0	1	20	4	35
Total Pending at End of Period							288
<hr/>							
Pending at Beg of Period		New Cases Filed		Cases Transferred In / Reactivated			Total
292		35		0			327
Terminations	Bankruptcy	Default	RefVacated	Court Trial	Dismiss	Other	Total
	1	6	0	0	17	4	28
Total Pending at End of Period							299
<hr/>							
Pending at Beg of Period		New Cases Filed		Cases Transferred In / Reactivated			Total
182		33		4			219
Terminations	Bankruptcy	Default	RefVacated	Court Trial	Dismiss	Other	Total
	0	13	0	0	18	3	34
Total Pending at End of Period							185
<hr/>							
Pending at Beg of Period		New Cases Filed		Cases Transferred In / Reactivated			Total
299		37		5			341
Terminations	Bankruptcy	Default	RefVacated	Court Trial	Dismiss	Other	Total
	2	21	0	0	15	3	41
Total Pending at End of Period							300
<hr/>							
Pending at Beg of Period		New Cases Filed		Cases Transferred In / Reactivated			Total
289		42		3			334
Terminations	Bankruptcy	Default	RefVacated	Court Trial	Dismiss	Other	Total
	1	10	0	0	18	4	33
Total Pending at End of Period							301
<hr/>							
SUSTER, RONALD							

CUYAHOGA COUNTY COURT OF COMMON PLEAS

DATE: 02/17/2010
TIME: 12:40 PM

Foreclosure Statistics by Judge
Reporting Period: January 2010

PAGE: 5
CMSR1062

Judge

Judge	Pending at Beg of Period	New Cases Filed			Cases Transferred In / Reactivated			Total
	308			30			4	342
Terminations								
	Bankruptcy 0	Default 24	RefVacated 0	Court Trial 0	Dismiss 7	Other 5		Total 36
							Total Pending at End of Period	306
SUTULA, JOHN D								
	Pending at Beg of Period 330			New Cases Filed 39			Cases Transferred In / Reactivated 5	Total 374
Terminations								
	Bankruptcy 2	Default 10	RefVacated 0	Court Trial 0	Dismiss 12	Other 6		Total 30
							Total Pending at End of Period	344
SUTULA, KATHLEEN ANN								
	Pending at Beg of Period 241			New Cases Filed 37			Cases Transferred In / Reactivated 5	Total 283
Terminations								
	Bankruptcy 3	Default 6	RefVacated 0	Court Trial 0	Dismiss 6	Other 1		Total 16
							Total Pending at End of Period	267
SYNENBERG, JOAN								
	Pending at Beg of Period 317			New Cases Filed 35			Cases Transferred In / Reactivated 2	Total 354
Terminations								
	Bankruptcy 1	Default 27	RefVacated 0	Court Trial 0	Dismiss 12	Other 9		Total 49
							Total Pending at End of Period	305
TERRY, STEVEN J								
	Pending at Beg of Period 288			New Cases Filed 35			Cases Transferred In / Reactivated 5	Total 328
Terminations								
	Bankruptcy 3	Default 10	RefVacated 0	Court Trial 0	Dismiss 18	Other 3		Total 34
							Total Pending at End of Period	294
VILLANUEVA, JOSE' A								
	Pending at Beg of Period 310			New Cases Filed 33			Cases Transferred In / Reactivated 3	Total 346
Terminations								
	Bankruptcy 0	Default 16	RefVacated 0	Court Trial 0	Dismiss 13	Other 5		Total 34
							Total Pending at End of Period	312

Monthly Summary

MONTHLY SUMMARY

January 2010

NAME	PEND	ASSIGNED			TRIALS						DISP	PENDING				+ -
		CV	CR	TOT	JURY			COURT				CV	FR	CR	TOT	
Dick Ambrose	714	87	34	121	0	0	0	0	0	0	115	295	274	151	720	-6
Janet R. Burnside	799	87	30	117	0	1	1	0	2	2	139	319	309	149	777	+22
Deena R. Calabrese	780	84	39	123	0	1	1	0	3	3	89	325	331	158	814	-34
Brian J. Corrigan	489	84	33	117	1	0	1	0	0	0	70	240	167	129	536	-47
Peter J. Corrigan	704	89	41	130	0	1	1	0	0	0	137	292	288	117	697	+7
Michael P. Donnelly	750	86	25	111	0	2	2	0	0	0	114	317	333	97	747	+3
Carolyn B. Friedland	765	84	47	131	0	0	0	1	0	1	123	337	278	158	773	-8
Stuart A. Friedman	839	89	34	123	0	0	0	0	0	0	151	320	341	150	811	+28
Nancy A. Fuerst	735	48	25	73	0	1	1	1	0	1	123	295	288	102	685	+50
Eileen A. Gallagher	328	87	29	116	0	1	1	0	1	1	70	177	143	54	374	-46
Eileen T. Gallagher	757	89	31	120	0	1	1	0	1	1	151	312	271	143	726	+31
Hollie L. Gallagher	681	86	34	120	0	1	1	0	1	1	127	318	234	122	674	+7
Daniel Gaul	940	85	29	114	0	2	2	0	0	0	148	336	353	217	906	+34
Lance T. Mason	813	81	36	117	1	2	3	0	1	1	167	329	299	135	763	+50
David T. Matia	744	87	35	122	0	0	0	0	1	1	147	302	292	125	719	+25
Bridget M. McCafferty	386	87	29	116	0	1	1	0	0	0	141	124	148	89	361	+25
Timothy McCormick	670	94	24	118	0	0	0	0	2	2	118	313	262	95	670	0
Nancy R. McDonnell	417	79	24	103	1	0	1	0	0	0	60	195	189	76	460	-43
Timothy J. McGinty	609	91	31	122	0	2	2	1	0	1	111	245	295	80	620	-11
Richard J. McMonagle	782	84	28	112	0	0	0	0	0	0	93	410	280	111	801	-19
Timothy E. McMonagle	742	89	38	127	0	0	0	0	5	5	133	316	304	116	736	+6
John P. O'Donnell	638	83	19	102	0	0	0	0	1	1	110	317	260	53	630	+8
John J. Russo	630	84	29	113	0	0	0	0	1	1	135	269	266	73	608	+22
Joseph D. Russo	772	86	28	114	0	0	0	0	1	1	113	309	288	176	773	-1
Michael J. Russo	695	81	20	101	0	0	0	0	0	0	109	281	301	105	687	+8
Nancy Margaret Russo	487	86	34	120	0	0	0	0	1	1	126	207	204	70	481	+6
Shirley Strickland Saffold	774	85	50	135	0	4	4	0	0	0	133	298	300	178	776	-2
Brendan J. Sheehan	624	85	33	118	0	4	4	0	0	0	181	251	175	135	561	+63
Ronald Suster	860	88	39	127	0	0	0	0	1	1	148	318	307	214	839	+21
John D. Sutula	892	87	44	131	0	1	1	0	0	0	114	357	343	209	909	-17
Kathleen Ann Sutula	612	90	29	119	1	0	1	0	1	1	93	258	267	113	638	-26
Joan Synenberg	787	85	32	117	0	0	0	0	1	1	146	336	305	117	758	+29
Steven J. Terry	843	91	36	127	0	0	0	0	2	2	142	341	297	190	828	+15
José A. Villanueva	792	85	28	113	1	3	4	0	2	2	145	341	336	83	760	+32
TOTALS	23850	2893	1097	3990	5	28	33	3	28	31	4222	10000	9328	4290	23618	+232

Year to Date Summary

SUMMARY FOR THE COURT

January - January 2010

NAME	PEND	ASSIGNED			TRIALS						DISP	PENDING				+	-
		CV	CR	TOT	JURY			COURT				CV	FR	CR	TOT		
					CV	CR	TOT	CV	CR	TOT		CV	FR	CR	TOT		
Dick Ambrose	714	87	34	121	0	0	0	0	0	0	115	295	274	151	720		-6
Janet R. Burnside	799	87	30	117	0	1	1	0	2	2	139	319	309	149	777		+22
Deena R. Calabrese	780	84	39	123	0	1	1	0	3	3	89	325	331	158	814		-34
Brian J. Corrigan	489	84	33	117	1	0	1	0	0	0	70	240	167	129	536		-47
Peter J. Corrigan	704	89	41	130	0	1	1	0	0	0	137	292	288	117	697		+7
Michael P. Donnelly	750	86	25	111	0	2	2	0	0	0	114	317	333	97	747		+3
Carolyn B. Friedland	765	84	47	131	0	0	0	1	0	1	123	337	278	158	773		-8
Stuart A. Friedman	839	89	34	123	0	0	0	0	0	0	151	320	341	150	811		+28
Nancy A. Fuerst	735	48	25	73	0	1	1	1	0	1	123	295	288	102	685		+50
Eileen A. Gallagher	328	87	29	116	0	1	1	0	1	1	70	177	143	54	374		-46
Eileen T. Gallagher	757	89	31	120	0	1	1	0	1	1	151	312	271	143	726		+31
Hollie L. Gallagher	681	86	34	120	0	1	1	0	1	1	127	318	234	122	674		+7
Daniel Gaul	940	85	29	114	0	2	2	0	0	0	148	336	353	217	906		+34
Lance T. Mason	813	81	36	117	1	2	3	0	1	1	167	329	299	135	763		+50
David T. Matia	744	87	35	122	0	0	0	0	1	1	147	302	292	125	719		+25
Bridget M. McCafferty	386	87	29	116	0	1	1	0	0	0	141	124	148	89	361		+25
Timothy McCormick	670	94	24	118	0	0	0	0	2	2	118	313	262	95	670		0
Nancy R. McDonnell	417	79	24	103	1	0	1	0	0	0	60	195	189	76	460		-43
Timothy J. McGinty	609	91	31	122	0	2	2	1	0	1	111	245	295	80	620		-11
Richard J. McMonagle	782	84	28	112	0	0	0	0	0	0	93	410	280	111	801		-19
Timothy E. McMonagle	742	89	38	127	0	0	0	0	5	5	133	316	304	116	736		+6
John P. O'Donnell	638	83	19	102	0	0	0	0	1	1	110	317	260	53	630		+8
John J. Russo	630	84	29	113	0	0	0	0	1	1	135	269	266	73	608		+22
Joseph D. Russo	772	86	28	114	0	0	0	0	1	1	113	309	288	176	773		-1
Michael J. Russo	695	81	20	101	0	0	0	0	0	0	109	281	301	105	687		+8
Nancy Margaret Russo	487	86	34	120	0	0	0	0	1	1	126	207	204	70	481		+6
Shirley Strickland Saffold	774	85	50	135	0	4	4	0	0	0	133	298	300	178	776		-2
Brendan J. Sheehan	624	85	33	118	0	4	4	0	0	0	181	251	175	135	561		+63
Ronald Suster	860	88	39	127	0	0	0	0	1	1	148	318	307	214	839		+21
John D. Sutula	892	87	44	131	0	1	1	0	0	0	114	357	343	209	909		-17
Kathleen Ann Sutula	612	90	29	119	1	0	1	0	1	1	93	258	267	113	638		-26
Joan Synenberg	787	85	32	117	0	0	0	0	1	1	146	336	305	117	758		+29
Steven J. Terry	843	91	36	127	0	0	0	0	2	2	142	341	297	190	828		+15
José A. Villanueva	792	85	28	113	1	3	4	0	2	2	145	341	336	83	760		+32
TOTALS	23850	2893	1097	3990	5	28	33	3	28	31	4222	10000	9328	4290	23618		+232