



***Statistics Report
March 2010***

***Nancy A. Fuerst
Administrative and Presiding Judge***

CUYAHOGA COUNTY COMMON PLEAS COURT

TABLE OF CONTENTS

Criminal Statistics

Newly Filed, Re-Activated And Transferred In Cases _____	4
Yearly Criminal Terminations _____	5
Pending Criminal Cases End of Period _____	6
Clearance Rate _____	7
Arrest to Disposition Timeline _____	8
Average Arrest to Disposition Timeline (Jail Cases) _____	9
Average Arrest to Disposition Timeline (Non-Jail Cases) _____	10
Average Arrest to Disposition Timeline (Jail and Non-Jail Cases) _____	11
Yearly Average Arrest to Disposition Timeline _____	12
Indictments and Informations Filed With the Clerk of Courts _____	13
Bail Case Arraignment Activity _____	14
Overall Arraignment Statistics _____	15

Foreclosure Statistics

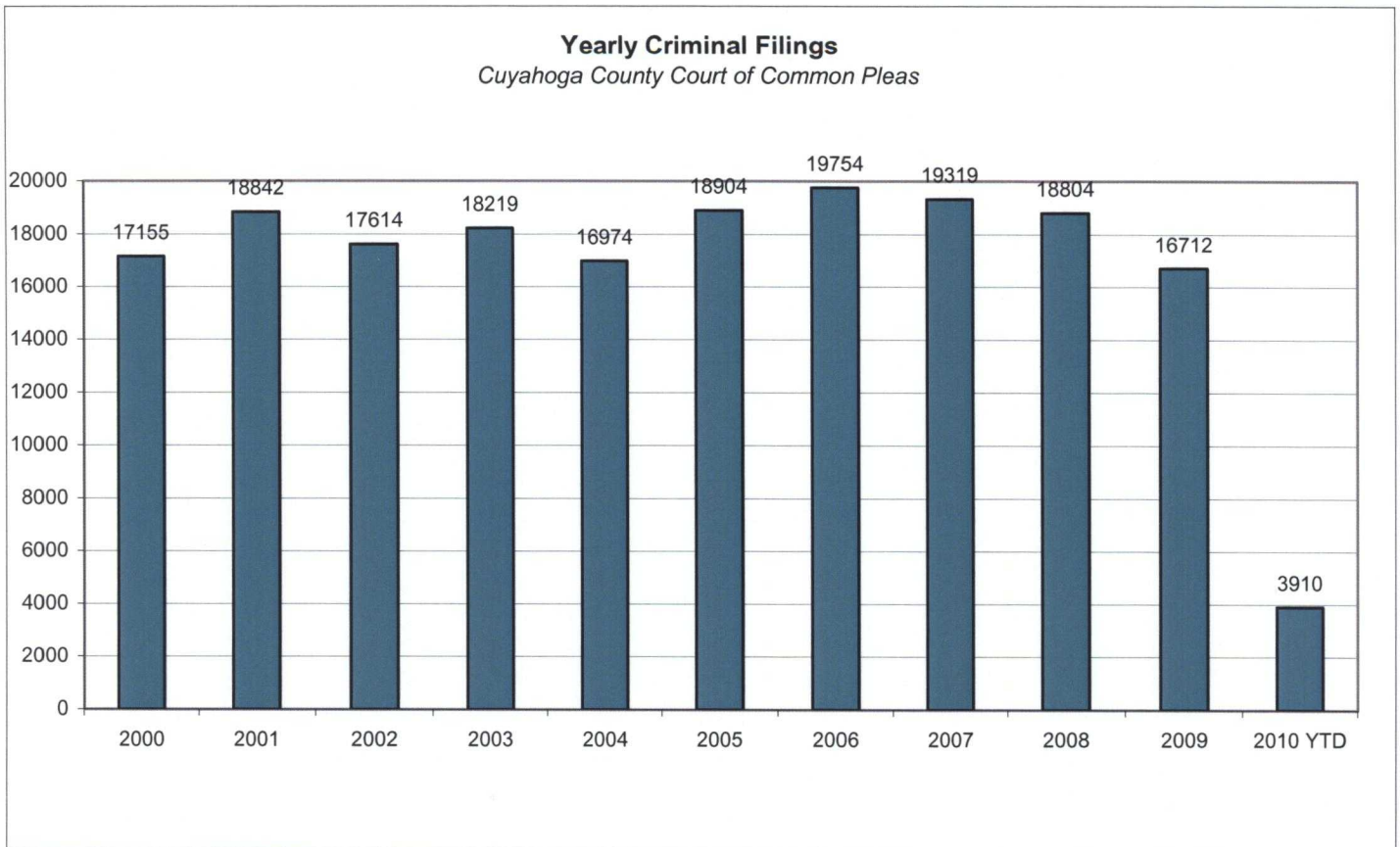
Total Pending Judicial Foreclosure Cases Referred to Magistrates (A) _____	17
Total Pending Judicial Foreclosure Cases Referred to Magistrates (B) _____	18
Total Pending Judicial Foreclosure Cases Referred to Magistrates (C) _____	19
Total Pending Tax Lien & Certificate Cases Referred to Magistrates (A) _____	20
Total Pending Tax Lien & Certificate Cases Referred to Magistrates (B) _____	21
Total Pending Tax Lien & Certificate Cases Referred to Magistrates (C) _____	22
Percentage of Pending Judicial Foreclosure Cases By Filing Year _____	23
Judicial Foreclosure Clearance Rate Year 2008 _____	24
Judicial Foreclosure Clearance Rate Year 2009 _____	25
Judicial Foreclosure Clearance Rate Year 2010 _____	26
Avg. Number of Days to Disp. (Excl. Bank. Stays & Tax Lien & Tax Cert.) _____	27
Avg. Number of Days to Disp. (Excl. Bank. Stays & Incl. Tax Lien & Tax Cert.) _____	28
Total New Judicial Foreclosure Filings _____	29
New Marsh. of Lien/Quiet Title/Partition Filings by Month for 2008 – 2010 YTD _____	30
New Tax Lien & Certificate Filings by Month for Year 2008 – 2010 YTD _____	31
Total New Judicial Foreclosure Filings by Month for Year 2008 – 2010 YTD _____	32
Magistrate's Monthly Reports _____	33
Report CMSR1062 - Judicial Foreclosure Statistics by Judge _____	41
Monthly Summary _____	47
Year to Date Summary _____	49
Corrections / Adjustments _____	52

Criminal Case Statistics

CUYAHOGA COUNTY COMMON PLEAS COURT

Newly Filed, Re-Activated And Transferred In Cases

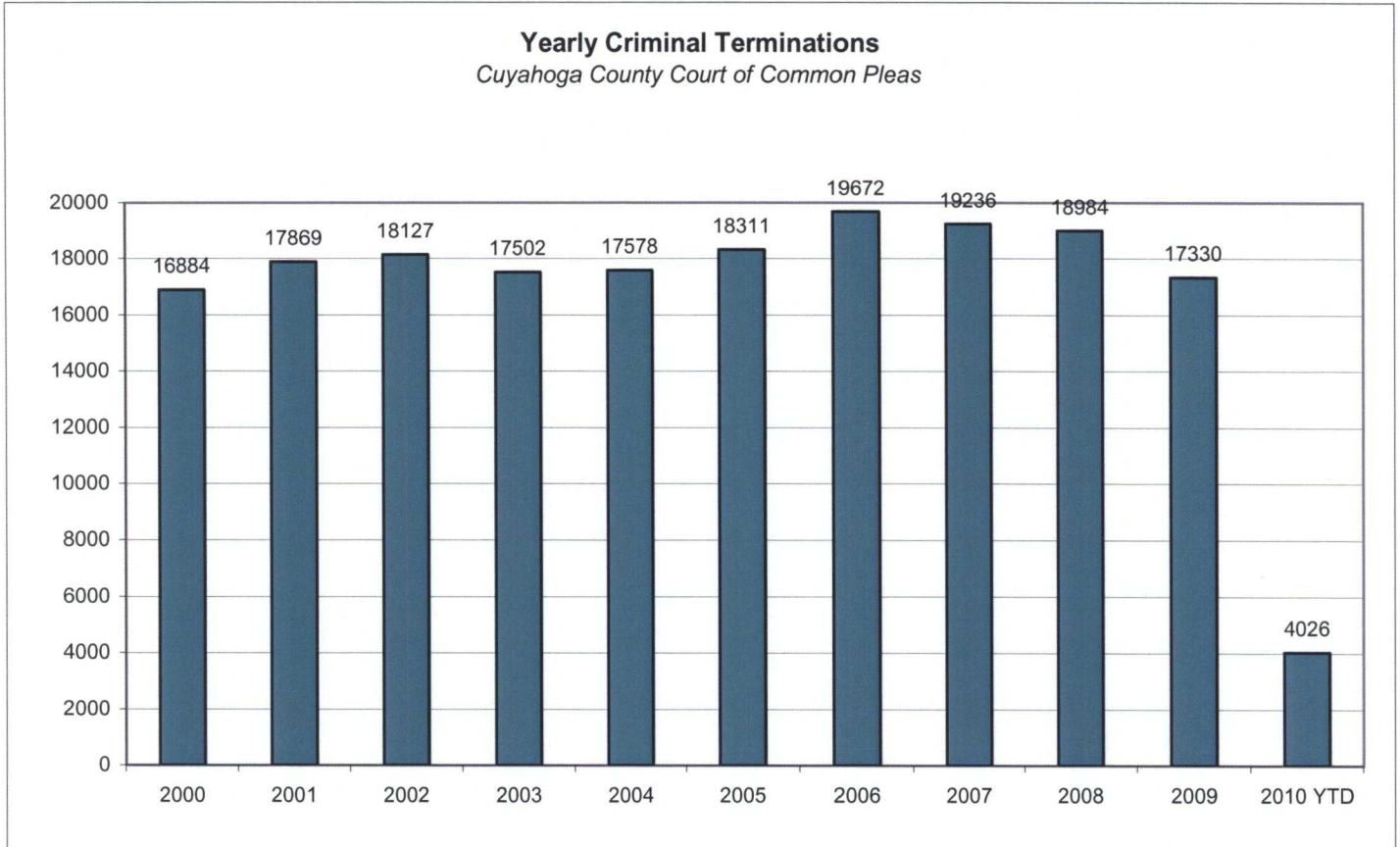
The following chart is a representation of all newly filed cases in Cuyahoga County Court of Common Pleas from 2000 – March 2010. Newly filed cases are defined as having been arraigned and assigned to a Judge. Cases that are re-activated are cases where a defendant was unavailable for trial but has now become ready to proceed. Transferred cases are moved from one Judge's docket to another. This could be due to re-assignment to a mental health Judge or after additional information indicates that by Court rule, the case should have been assigned to another Judge



CUYAHOGA COUNTY COMMON PLEAS COURT

Yearly Criminal Terminations

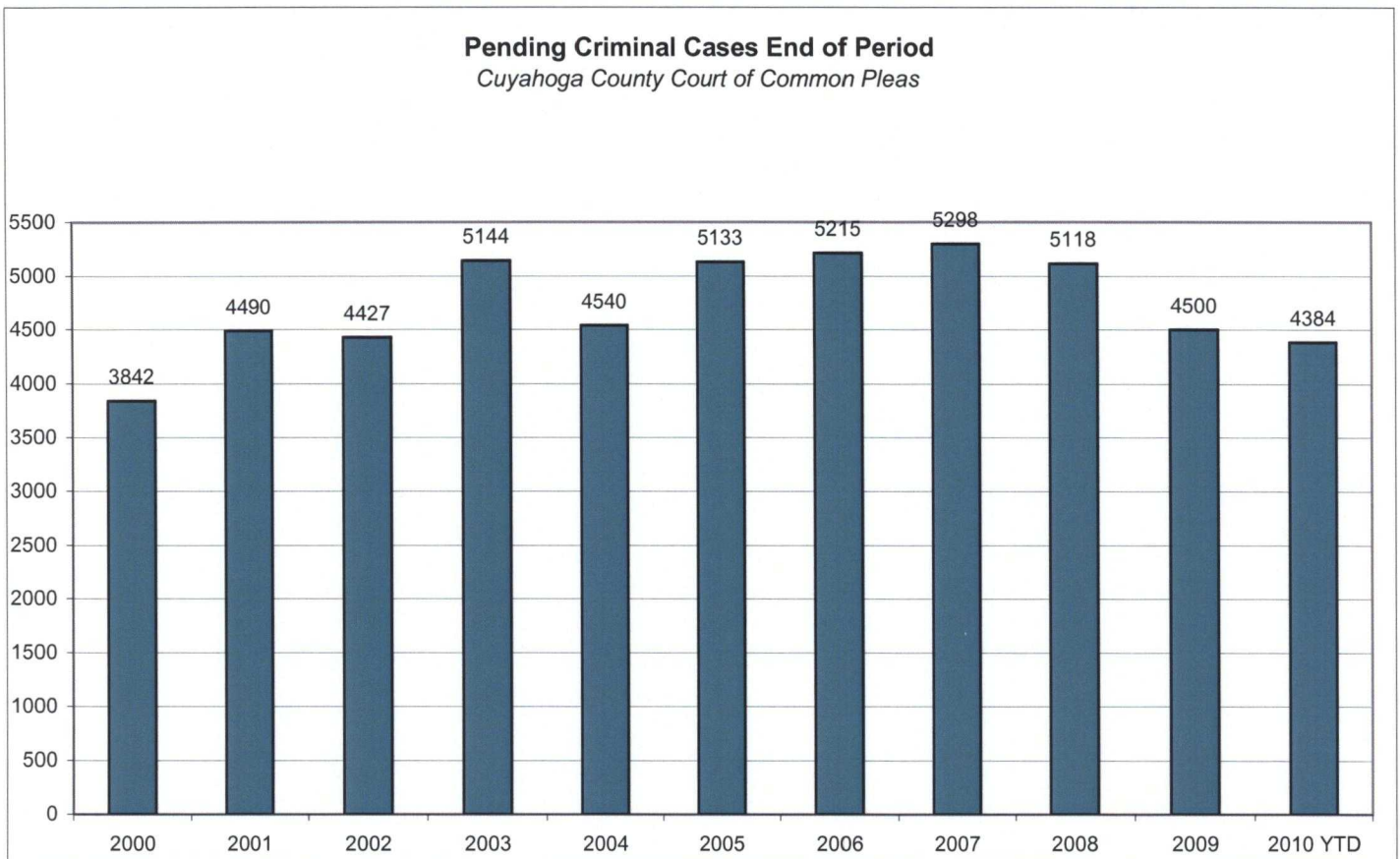
The following chart represents the cases that have been terminated by the Court from 2000 – March 2010. These are all cases that have been terminated by trial, plea or dismissal. Also cases where a defendant has become unavailable for trial or sentencing are reported as terminated



CUYAHOGA COUNTY COMMON PLEAS COURT

Pending Criminal Cases End of Period

The following chart represents the total number of cases pending at the end of the reporting period from 2000 – March 2010. Taking the total number of cases pending at the beginning of the period, adding all newly filed, re-activated and transferred in cases arrives at the total pending value. The total number of cases that have been terminated in the period are then subtracted from the total pending to give the value pending at the end of the period.



CUYAHOGA COUNTY COMMON PLEAS COURT

Clearance Rate

The Clearance Rate is the number of outgoing cases as a percentage of the number of incoming cases. Clearance rate measures whether the court is keeping up with its incoming caseload. If cases are not disposed in a timely manner, a backlog of cases awaiting disposition will grow. A Clearance Rate of 100% indicates that at least as many cases as have been filed, reopened, or reactivated in a period have been disposed.



CUYAHOGA COUNTY COMMON PLEAS COURT

Arrest to Disposition Timeline

Arrest to disposition timeline is a method to measure how felony cases flow through the Cuyahoga County Criminal Justice System. By capturing how long a case takes to move from stage to stage, we can examine where problems may exist and where potential improvements in case processing can be made.

The source data was extracted from the Cuyahoga County Court of Common Pleas Case Management System. The overall population of sample data was based on cases terminated in a given month excluding cases that have gone through diversion programs. A case is defined as a defendant and all charges involved in a single incident. The time period for the extracted data is from March 2010.

The stages examined were:

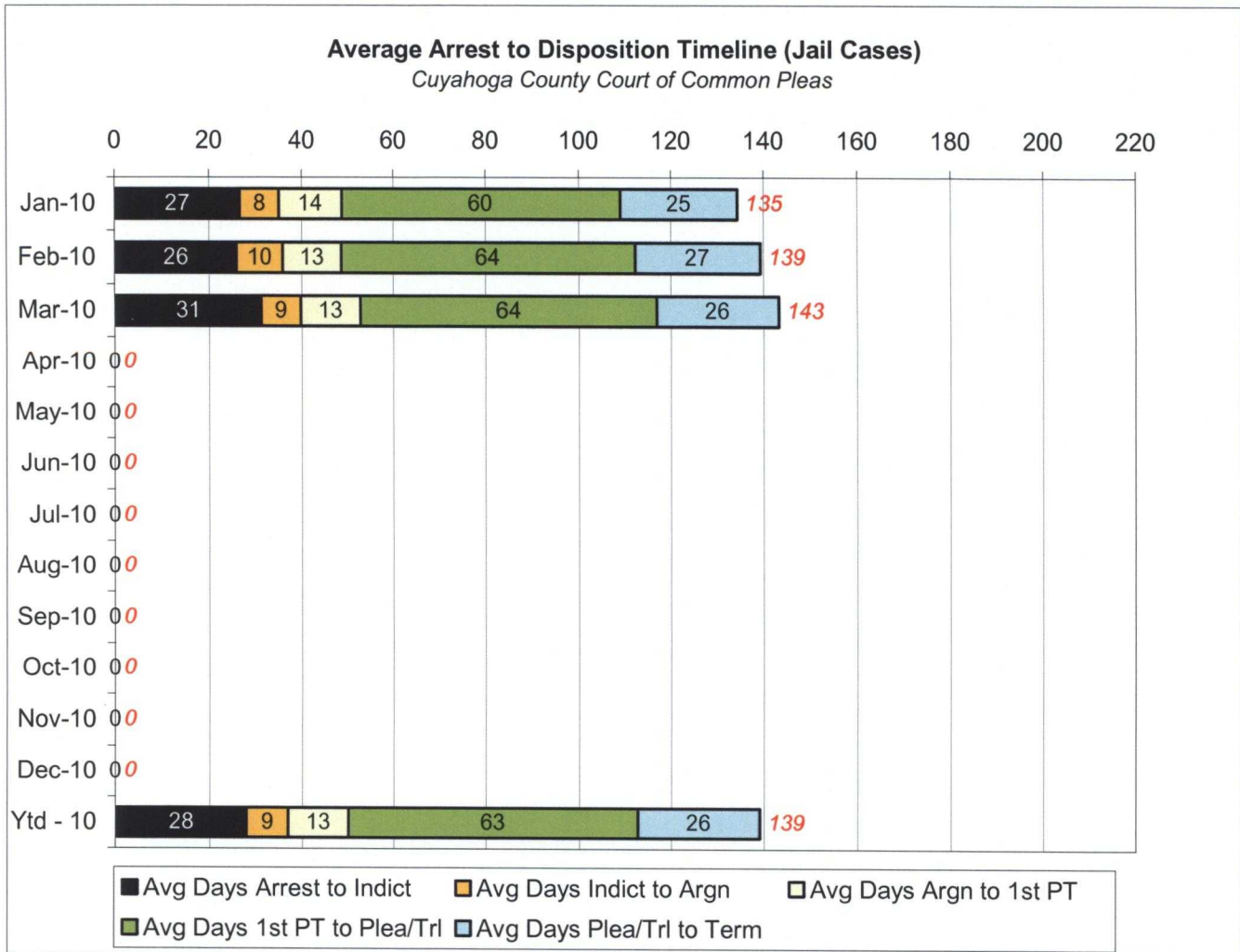
Arrest to Indictment
Indictment to Arraignment
Arraignment to 1st Pre-Trial
1st Pre-Trial to Plea/Trial
Plea/Trial to Termination

Due to the fact that each case may or may not have all of the stage date elements, a method to arrive at stage averages was applied. For a case to be included in the average for a stage there would need to be both dates for the given stage. A case would be included in the Arrest to Indictment stage if both arrest date and indictment date were available. This method was applied to each of the five stages. Next we calculated the total number of cases that met the date criteria for each of the ranges and also the total number of days between each date. To arrive at an average, the total number of days for each case in each range was calculated and divided by the total number of cases that met the date criteria. If a case had a time period or periods where the defendant was capiased or referred to the Psych Clinic, that amount of time was subtracted from the appropriate range.

The following three charts are for Jail, Non-Jail and combined Jail and Non-Jail cases. Jail and Non-Jail cases are defined by the status of the defendant at arraignment.

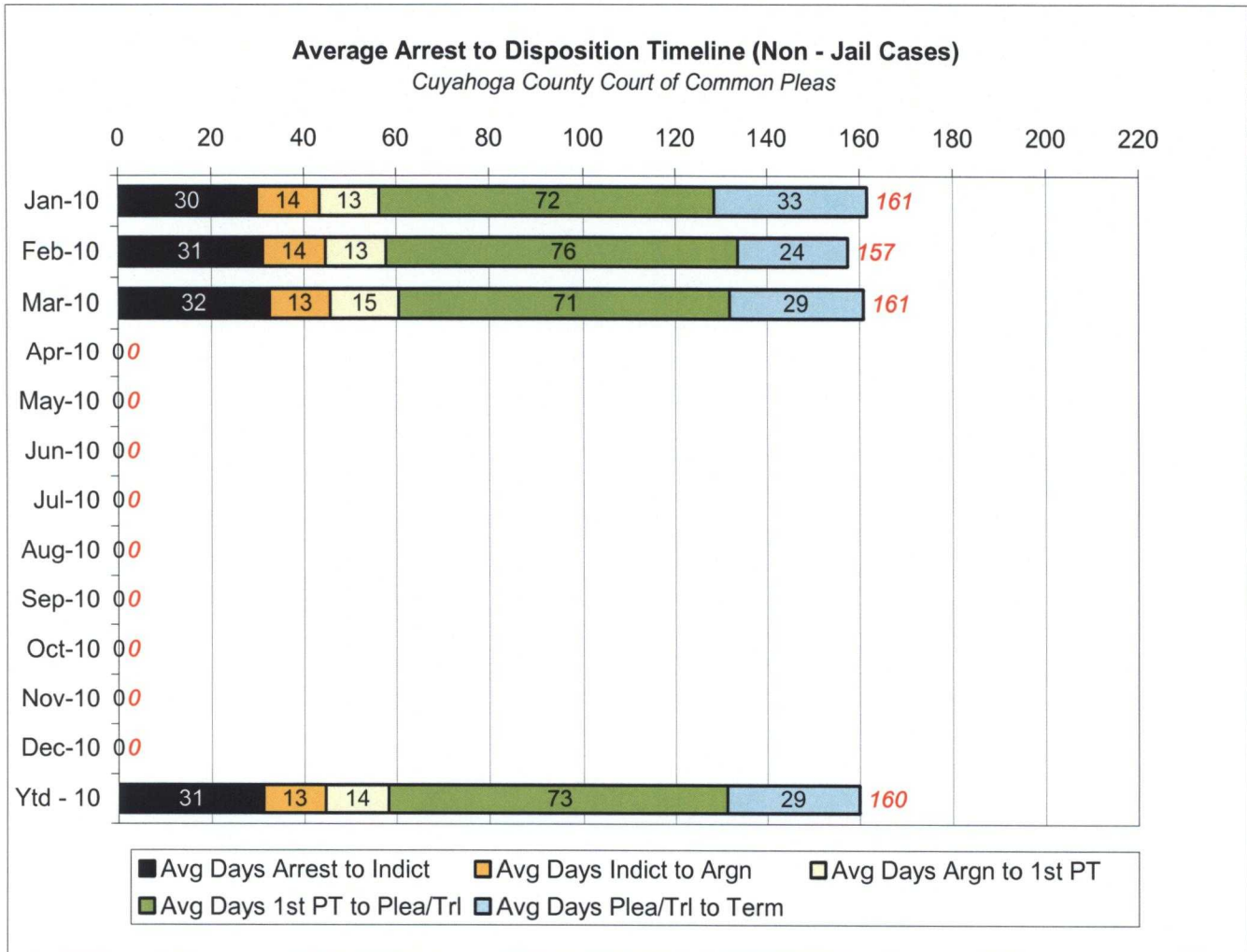
CUYAHOGA COUNTY COMMON PLEAS COURT

Average Arrest to Disposition Timeline (Jail Cases)



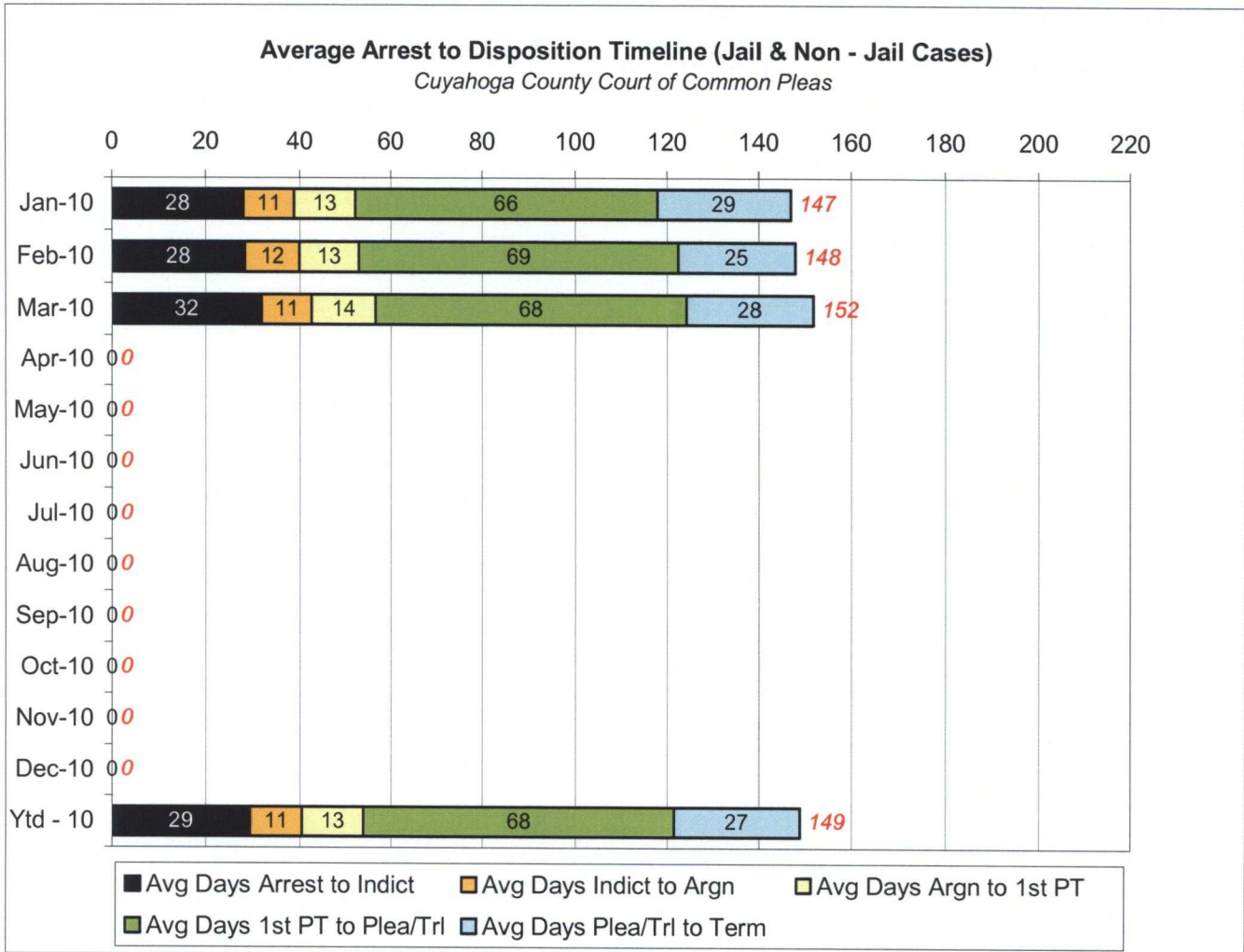
CUYAHOGA COUNTY COMMON PLEAS COURT

Average Arrest to Disposition Timeline (Non-Jail Cases)



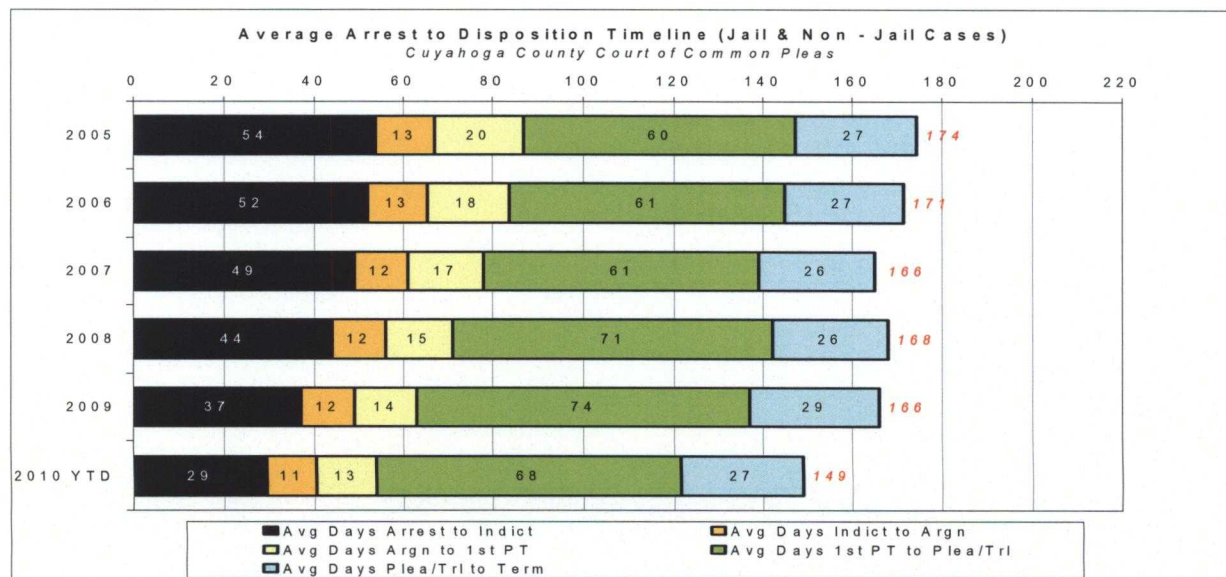
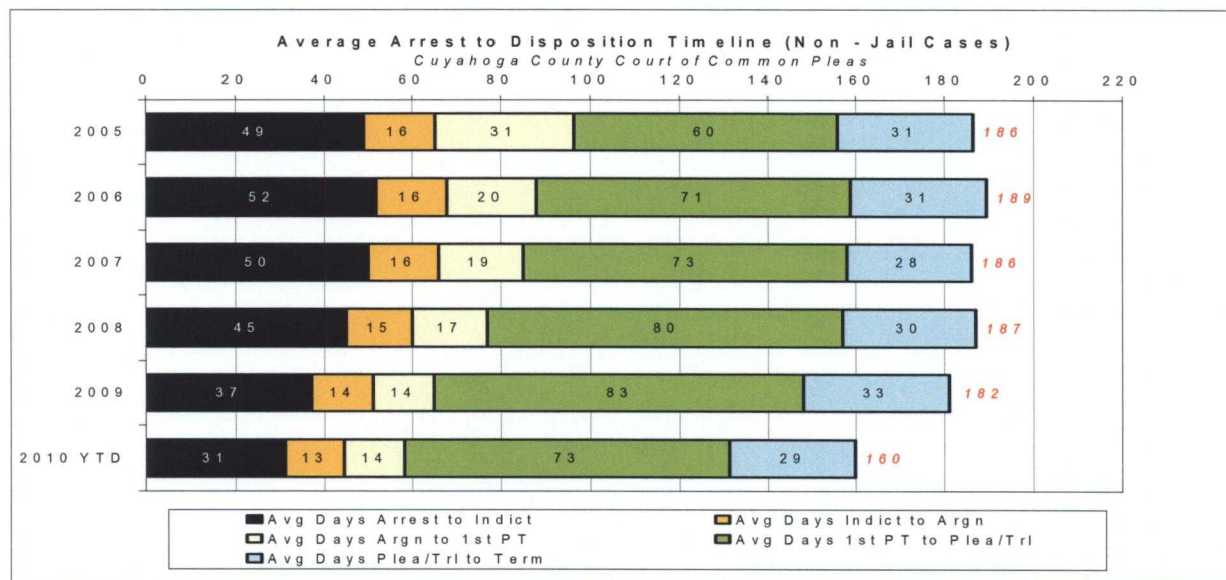
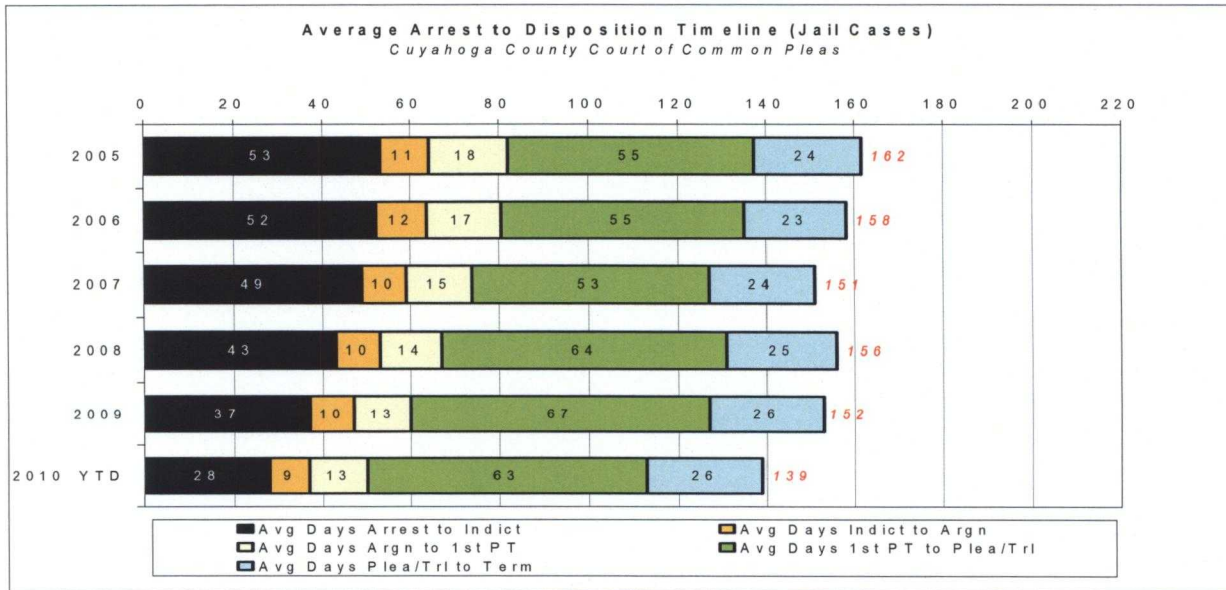
CUYAHOGA COUNTY COMMON PLEAS COURT

Average Arrest to Disposition Timeline (Jail and Non-Jail Cases)



CUYAHOGA COUNTY COMMON PLEAS COURT

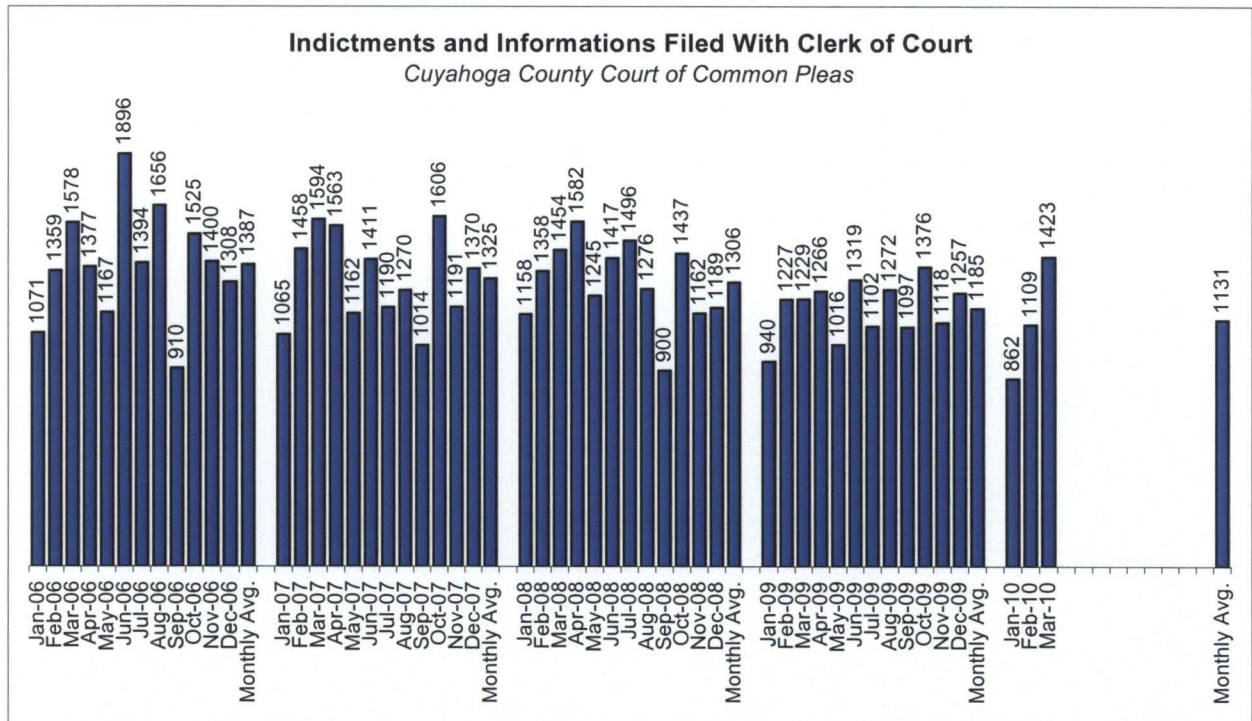
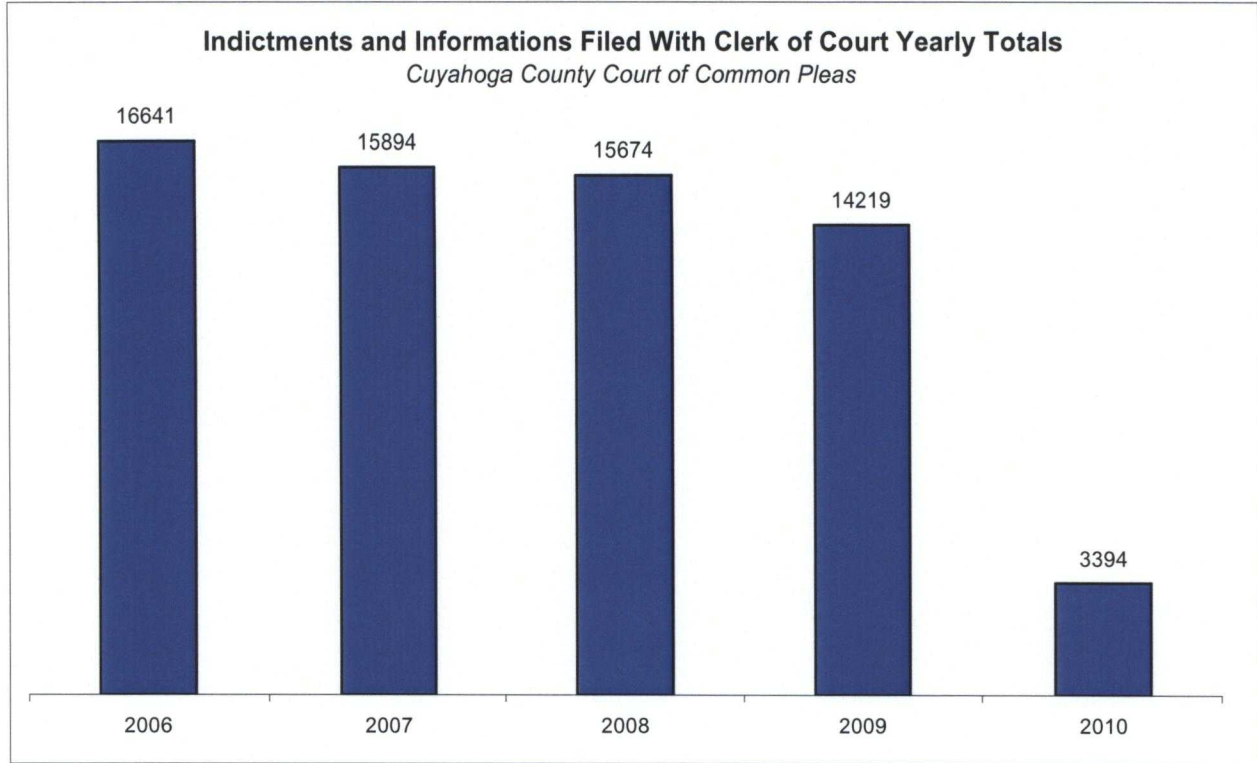
Yearly Average Arrest to Disposition Timeline



CUYAHOGA COUNTY COMMON PLEAS COURT

Indictments and Informations Filed With the Clerk of Courts

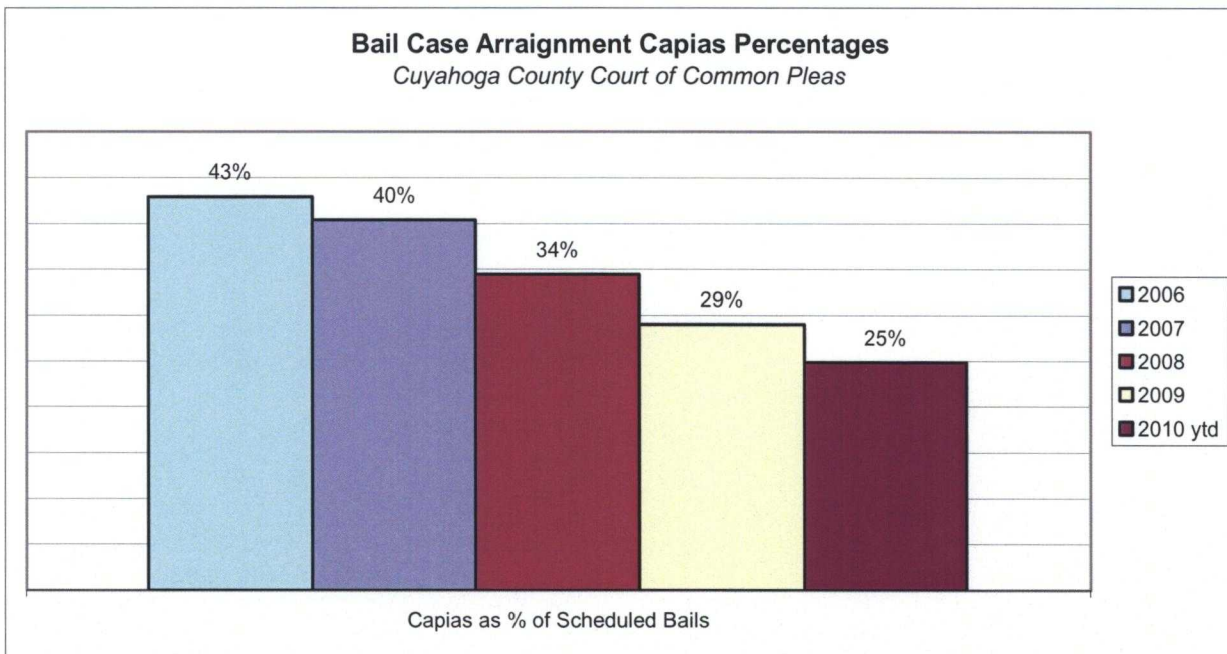
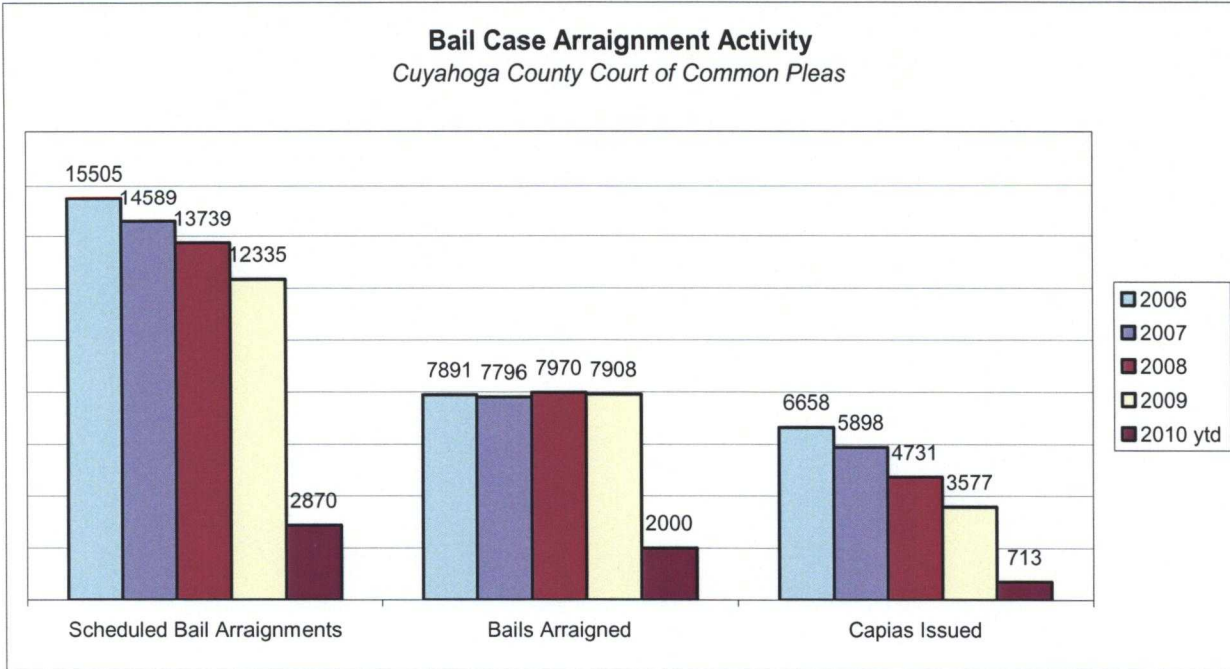
The following charts are reflective of Indictments and Informations filed with the Criminal Clerk of Courts from 2006. The source for this information was the Criminal Clerk's Office.



CUYAHOGA COUNTY COMMON PLEAS COURT

Bail Case Arraignment Activity

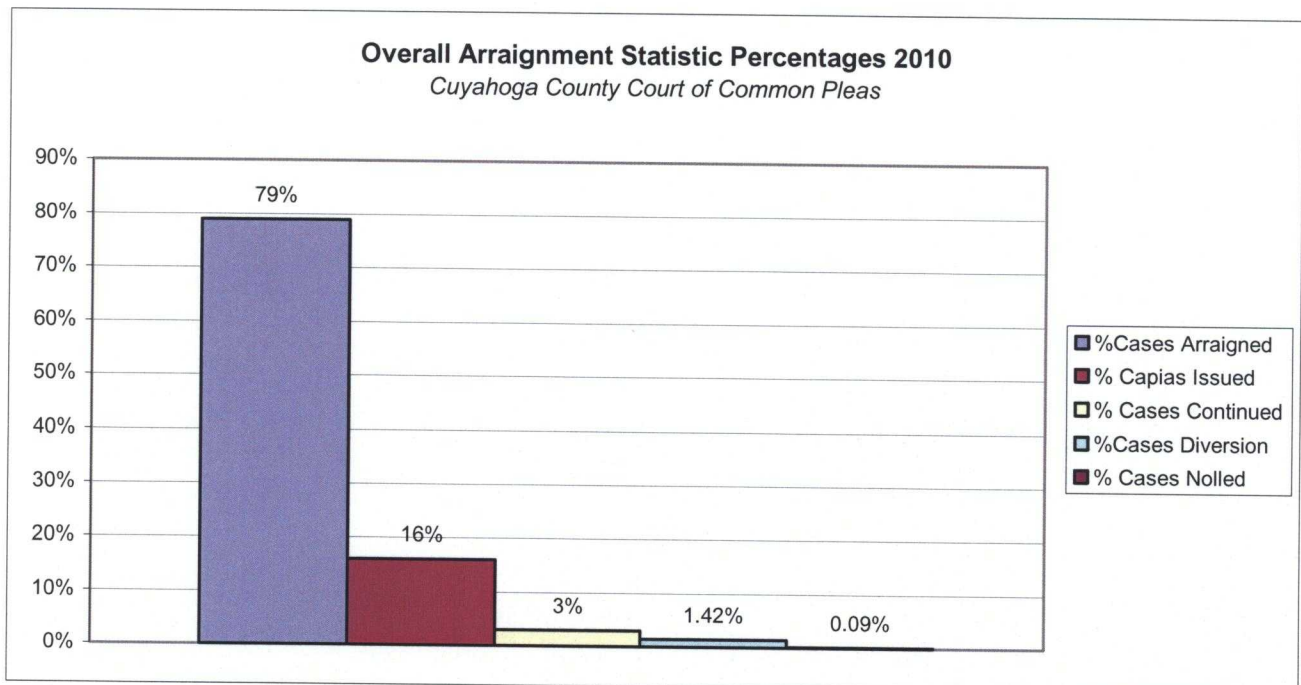
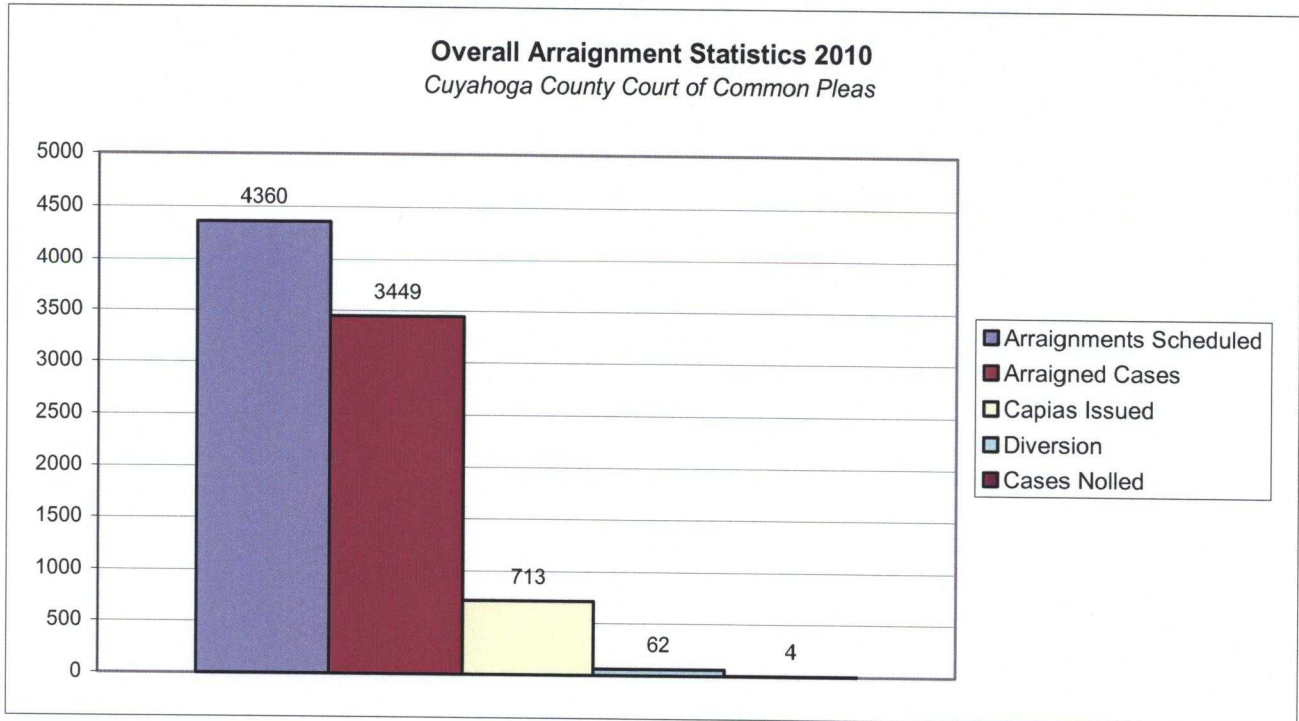
The following charts are reflective of arraignment activity where the defendant was not incarcerated at the time of arraignment. The source for this information was the Criminal Records Department.



CUYAHOGA COUNTY COMMON PLEAS COURT

Overall Arraignment Statistics

The arraignment statistics were provided by the Criminal Records Department. They are provided to give a representation of arraignment activity in the Court in 2010. These statistics include jail and non – jail arraignments.



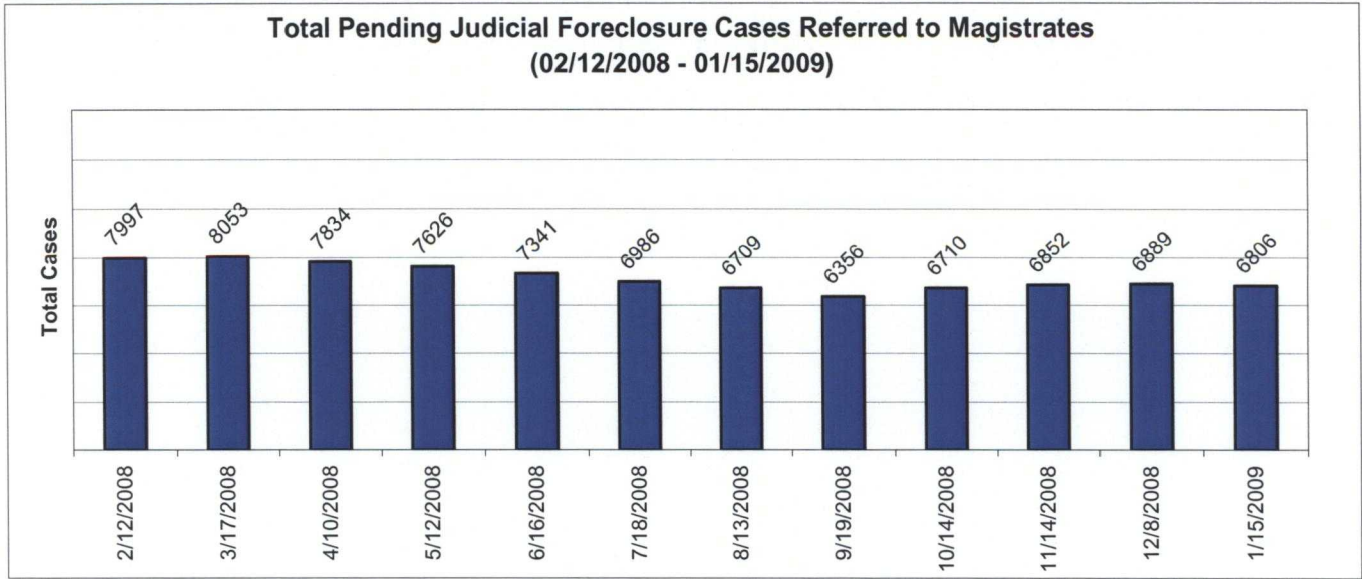
Judicial Foreclosure Statistics¹

¹ For clarification purposes, Foreclosure cases in this report are identified as Judicial Foreclosure filings (filing codes 1460 (Foreclosure Marsh. Of Lien), 1465(Tax Lien), 1466 (Tax Certificate), 1470 (Quiet Title), and 1480 (Partition)). These cases are different from Board of Revision Foreclosures, which are not reported here.

CUYAHOGA COUNTY COMMON PLEAS COURT

Total Pending Judicial Foreclosure Cases Referred to Magistrates (A)

The following chart is a display of the total number of pending Judicial Foreclosure cases referred to the Magistrates on specific dates. The table below shows the number of these cases pending for each year since 1990.

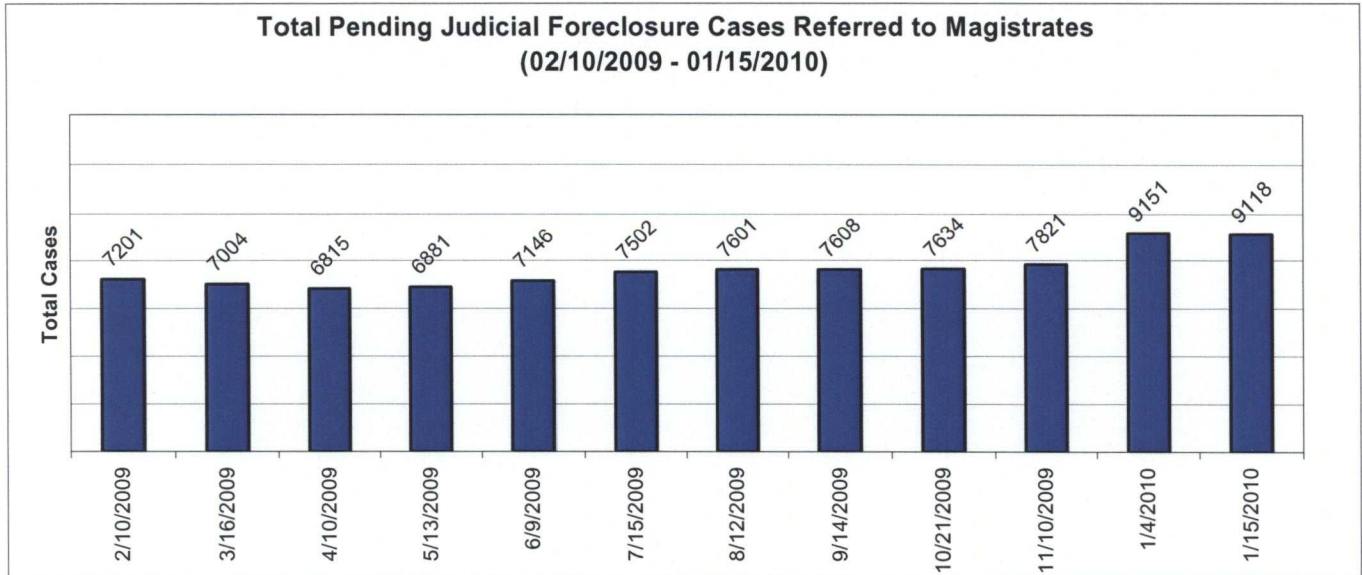


As of:	2/12/2008	3/17/2008	4/10/2008	5/12/2008	6/16/2008	7/18/2008	8/13/2008	9/19/2008	10/14/2008	11/14/2008	12/8/2008	1/15/2009
	0	0	0	0	0	0	0	0	0	0	0	0
	0	0	0	0	0	0	0	0	0	0	0	0
	0	0	0	0	0	0	0	0	0	0	0	0
	0	0	0	0	0	0	0	0	0	0	0	0
	0	0	0	0	0	0	0	0	0	0	0	0
	0	0	0	0	0	0	0	0	0	0	0	0
	0	0	0	0	0	0	0	0	0	0	0	0
	0	0	0	0	0	0	0	0	0	0	0	0
	0	0	0	0	0	0	0	0	0	0	0	0
	0	0	0	0	0	0	0	0	0	0	0	0
	0	0	0	0	0	0	0	0	0	0	0	0
	2	2	2	0	0	0	0	0	0	2	2	2
	8	7	6	4	4	4	5	4	5	3	3	2
	34	22	21	20	18	15	14	9	9	8	6	3
	56	48	40	35	22	19	16	15	12	8	9	10
	111	90	80	74	58	53	47	35	29	24	20	22
	225	160	136	116	89	76	72	52	49	39	36	25
	607	513	431	363	299	254	224	192	180	158	136	113
	5504	4468	3533	2685	1975	1479	1183	903	830	667	565	443
	1450	2743	3585	4329	4876	5086	5148	5146	5596	5943	6112	6186
	7997	8053	7834	7626	7341	6986	6709	6356	6710	6852	6889	6806

CUYAHOGA COUNTY COMMON PLEAS COURT

Total Pending Judicial Foreclosure Cases Referred to Magistrates (B)

The following chart is a display of the total number of pending Judicial Foreclosure cases referred to the Magistrates on specific dates. The table below shows the number of these cases pending from each year since 1990.




	As of:	2/10/2009	3/16/2009	4/10/2009	5/13/2009	6/9/2009	7/15/2009	8/12/2009	9/14/2009	10/21/2009	11/10/2009	1/4/2010	1/15/2010
Year													
1990		0	0	0	0	0	0	0	0	0	0	0	0
1991		0	0	0	0	0	0	0	0	0	0	0	0
1992		0	0	0	0	0	0	0	0	0	0	0	0
1993		0	0	0	0	0	0	0	0	0	0	0	0
1994		0	0	0	0	0	0	0	0	0	0	0	0
1995		0	0	0	0	0	0	0	0	0	0	0	0
1996		0	0	0	0	0	0	0	0	0	0	0	0
1997		0	0	0	0	0	0	0	0	0	0	0	0
1998		0	0	0	1	0	0	0	0	0	0	0	0
1999		0	0	0	0	0	0	0	0	0	0	0	0
2000		2	2	2	2	2	2	3	2	2	3	2	2
2001		2	1	1	1	1	1	1	1	1	1	1	1
2002		3	2	3	3	3	3	1	1	1	1	1	1
2003		10	12	14	11	11	11	11	9	8	8	8	7
2004		20	16	15	16	16	16	15	15	15	14	13	13
2005		22	19	20	19	18	16	16	16	16	12	13	13
2006		106	90	84	65	62	56	49	42	30	27	25	25
2007		399	314	263	231	203	165	145	129	107	98	88	80
2008		5533	4356	3585	2980	2510	2030	1719	1439	1162	1009	776	720
2009		1104	2192	2828	3552	4320	5202	5641	5954	6292	6648	8224	7933
2010													323
Total		7201	7004	6815	6881	7146	7502	7601	7608	7634	7821	9151	9118

CUYAHOGA COUNTY COMMON PLEAS COURT

Total Pending Tax Lien & Certificate Cases Referred to Magistrates (A)

The following chart is a display of the number of pending tax Judicial Foreclosure cases referred to the Magistrates on specific dates. The table below shows the number of pending tax Judicial Foreclosure cases in each year since 1990.

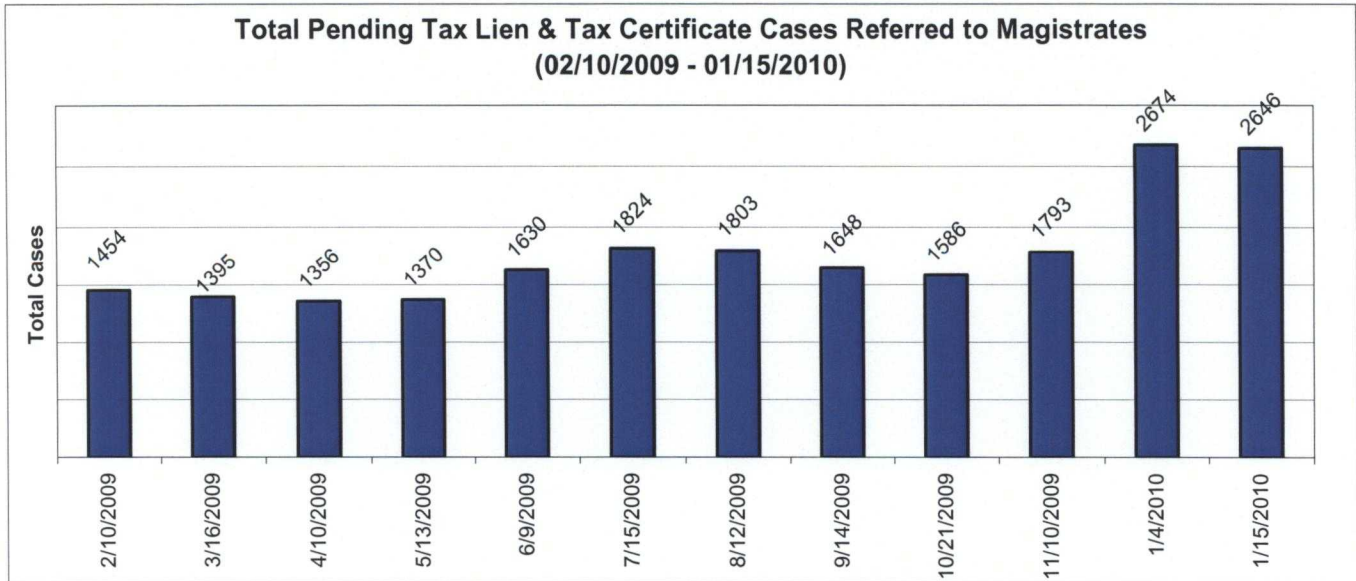


Year	As of:	2/12/2008	3/17/2008	4/10/2008	5/12/2008	6/16/2008	7/18/2008	8/13/2008	9/19/2008	10/14/2008	11/14/2008	12/8/2008	1/15/2009
1990		0	0	0	0	0	0	0	0	0	0	0	0
1991		0	0	0	0	0	0	0	0	0	0	0	0
1992		0	0	0	0	0	0	0	0	0	0	0	0
1993		0	0	0	0	0	0	0	0	0	0	0	0
1994		0	0	0	0	0	0	0	0	0	0	0	0
1995		0	0	0	0	0	0	0	0	0	0	0	0
1996		0	0	0	0	0	0	0	0	0	0	0	0
1997		0	0	0	0	0	0	0	0	0	0	0	0
1998		0	0	0	0	0	0	0	0	0	0	0	0
1999		0	0	0	0	0	0	0	0	0	0	0	0
2000		0	0	0	0	0	0	0	0	0	1	1	1
2001		5	4	4	4	4	4	4	3	4	3	3	2
2002		23	12	11	10	9	7	6	4	3	2	5	0
2003		26	17	14	13	8	5	3	1	0	0	0	1
2004		69	51	44	39	26	24	21	14	9	8	5	5
2005		159	104	87	73	52	42	35	22	17	10	10	9
2006		344	274	219	175	136	118	95	70	60	52	50	39
2007		791	654	532	424	350	304	262	211	193	150	131	88
2008		95	127	213	262	306	381	424	401	408	641	819	1305
Total		1512	1243	1124	1000	891	885	850	726	694	867	1024	1450

CUYAHOGA COUNTY COMMON PLEAS COURT

Total Pending Tax Lien & Certificate Cases Referred to Magistrates (B)

The following chart is a display of the number of pending tax Judicial Foreclosure cases referred to the Magistrates on specific dates. The table below shows the number of pending tax Judicial Foreclosure cases in each year since 1990.




Year	As of:	2/10/2009	3/16/2009	4/10/2009	5/13/2009	6/9/2009	7/15/2009	8/12/2009	9/14/2009	10/21/2009	11/10/2009	1/4/2010	1/15/2010
1990		0	0	0	0	0	0	0	0	0	0	0	0
1991		0	0	0	0	0	0	0	0	0	0	0	0
1992		0	0	0	0	0	0	0	0	0	0	0	0
1993		0	0	0	0	0	0	0	0	0	0	0	0
1994		0	0	0	0	0	0	0	0	0	0	0	0
1995		0	0	0	0	0	0	0	0	0	0	0	0
1996		0	0	0	0	0	0	0	0	0	0	0	0
1997		0	0	0	0	0	0	0	0	0	0	0	0
1998		0	0	0	0	0	0	0	0	0	0	0	0
1999		0	0	0	0	0	0	0	0	0	0	0	0
2000		1	1	1	1	1	1	1	1	1	1	1	1
2001		2	1	1	1	1	1	1	1	1	1	1	1
2002		0	0	0	0	0	0	0	0	0	0	0	0
2003		1	2	2	1	1	1	1	1	1	1	1	1
2004		4	3	3	3	3	3	4	4	4	4	4	4
2005		8	4	3	3	3	3	3	2	2	2	2	2
2006		35	29	24	19	19	18	14	12	9	6	5	4
2007		77	60	45	39	36	30	24	23	16	14	13	13
2008		1244	1118	1027	922	839	697	586	464	369	318	251	228
2009		82	177	250	381	727	1070	1169	1140	1183	1446	2396	2369
2010													23
Total		1454	1395	1356	1370	1630	1824	1803	1648	1586	1793	2674	2646

CUYAHOGA COUNTY COMMON PLEAS COURT

Percentage of Pending Judicial Foreclosure Cases By Filing Year

The following chart is a representation of the total number of pending Judicial Foreclosure cases by filing year expressed as a percentage on a specific date. The table below is the supporting data for this chart.

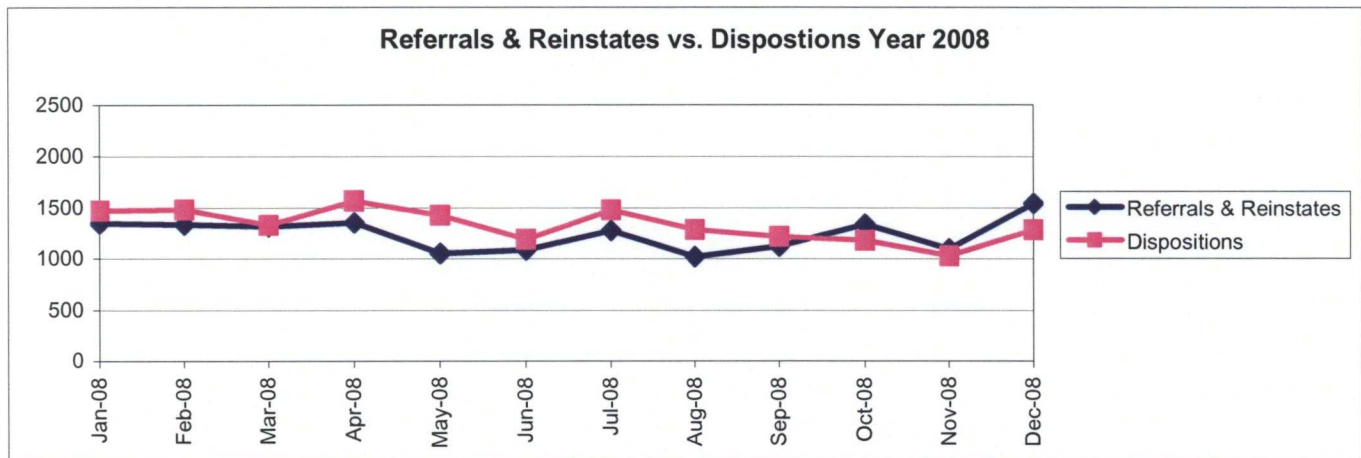


Year	As of:	4/7/2010	% of Total
1990		0	0.00%
1991		0	0.00%
1992		0	0.00%
1993		0	0.00%
1994		0	0.00%
1995		0	0.00%
1996		0	0.00%
1997		0	0.00%
1998		0	0.00%
1999		0	0.00%
2000		3	0.03%
2001		1	0.01%
2002		1	0.01%
2003		7	0.07%
2004		11	0.11%
2005		15	0.15%
2006		16	0.16%
2007		63	0.63%
2008		442	4.42%
2009		5811	58.16%
2010		3622	36.25%
Total		9992	100.00%

CUYAHOGA COUNTY COMMON PLEAS COURT

Judicial Foreclosure Clearance Rate Year 2008

The Clearance Rate is the number of outgoing cases as a percentage of the number of incoming cases. Clearance rate measures whether the court is keeping up with its incoming caseload. If cases are not disposed in a timely manner, a backlog of cases awaiting disposition will grow. A Clearance Rate of 100% indicates that at least as many cases as have been filed, reopened, or reactivated in a period have been disposed.

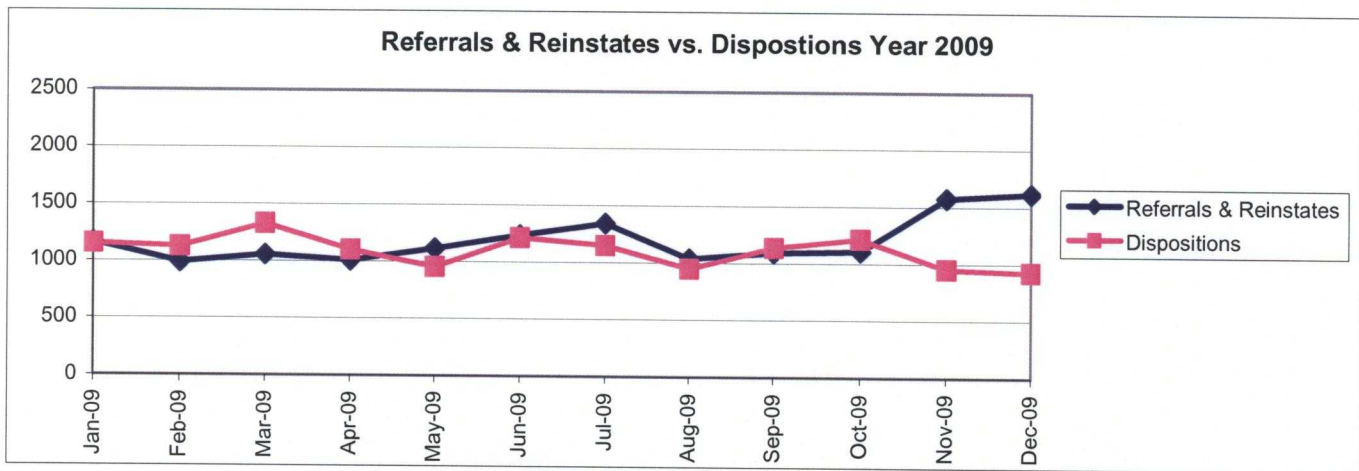
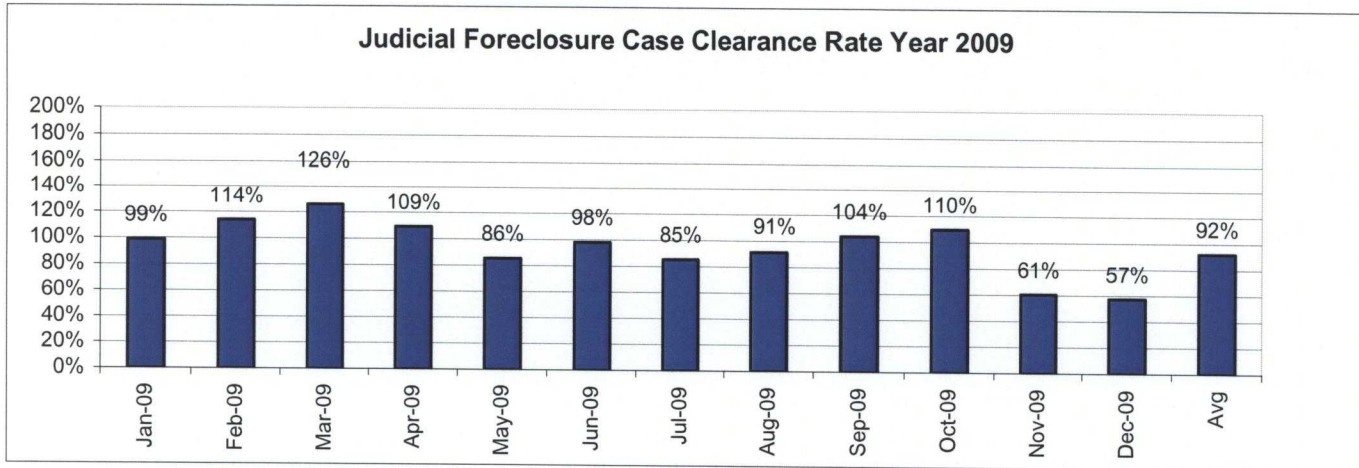


	Referrals & Reinstates	Dispositions	Clearance Rate
Jan-08	1346	1473	109%
Feb-08	1335	1483	111%
Mar-08	1317	1330	101%
Apr-08	1353	1567	116%
May-08	1048	1425	136%
Jun-08	1084	1188	110%
Jul-08	1276	1479	116%
Aug-08	1017	1283	126%
Sep-08	1121	1215	108%
Oct-08	1337	1177	88%
Nov-08	1093	1028	94%
Dec-08	1545	1282	83%
Avg	1239	1328	107%
Total	14872	15930	

CUYAHOGA COUNTY COMMON PLEAS COURT

Judicial Foreclosure Clearance Rate Year 2009

The Clearance Rate is the number of outgoing cases as a percentage of the number of incoming cases. Clearance rate measures whether the court is keeping up with its incoming caseload. If cases are not disposed in a timely manner, a backlog of cases awaiting disposition will grow. A Clearance Rate of 100% indicates that at least as many cases as have been filed, reopened, or reactivated in a period have been disposed.

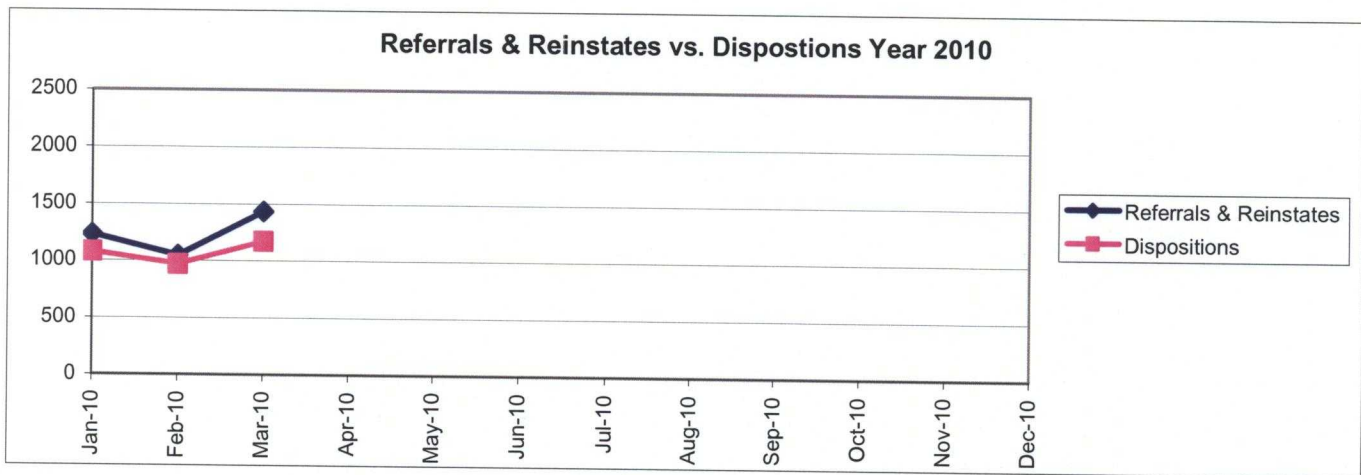
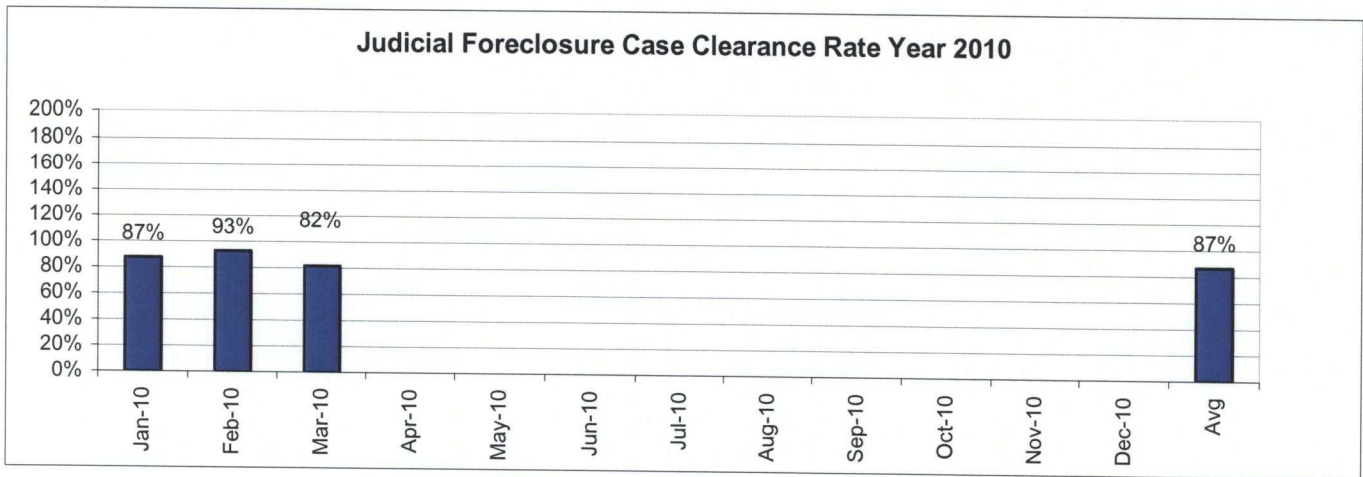


	Referrals & Reinstates	Dispositions	Clearance Rate
Jan-09	1167	1154	99%
Feb-09	991	1127	114%
Mar-09	1058	1331	126%
Apr-09	1010	1102	109%
May-09	1116	955	86%
Jun-09	1238	1214	98%
Jul-09	1345	1149	85%
Aug-09	1038	949	91%
Sep-09	1094	1136	104%
Oct-09	1108	1214	110%
Nov-09	1573	952	61%
Dec-09	1614	927	57%
Avg	1196	1101	92%
Total	14352	13210	

CUYAHOGA COUNTY COMMON PLEAS COURT

Judicial Foreclosure Clearance Rate Year 2010

The Clearance Rate is the number of outgoing cases as a percentage of the number of incoming cases. Clearance rate measures whether the court is keeping up with its incoming caseload. If cases are not disposed in a timely manner, a backlog of cases awaiting disposition will grow. A Clearance Rate of 100% indicates that at least as many cases as have been filed, reopened, or reactivated in a period have been disposed.

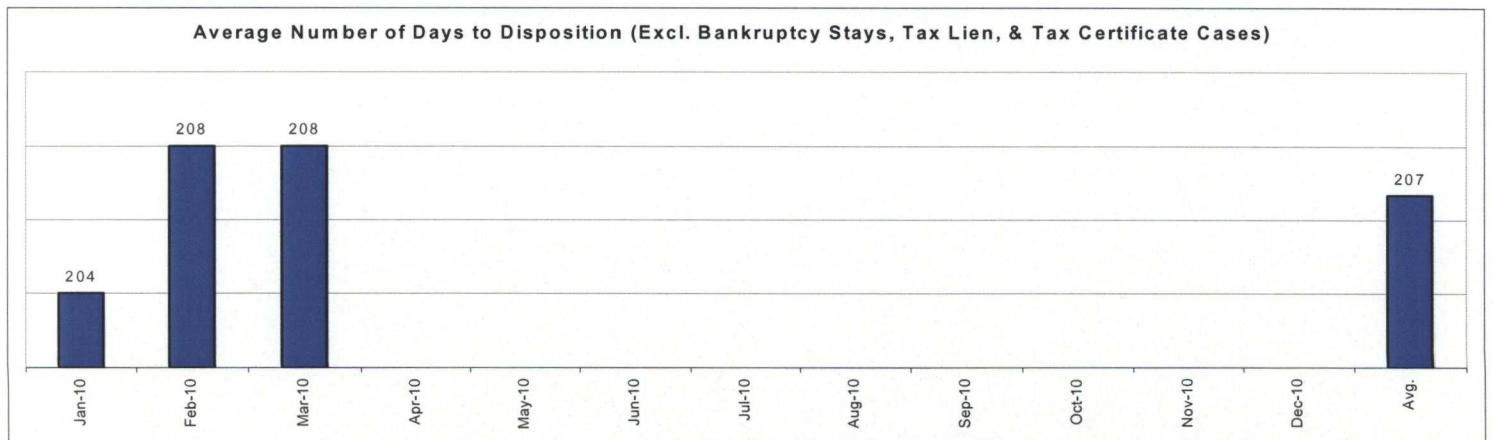
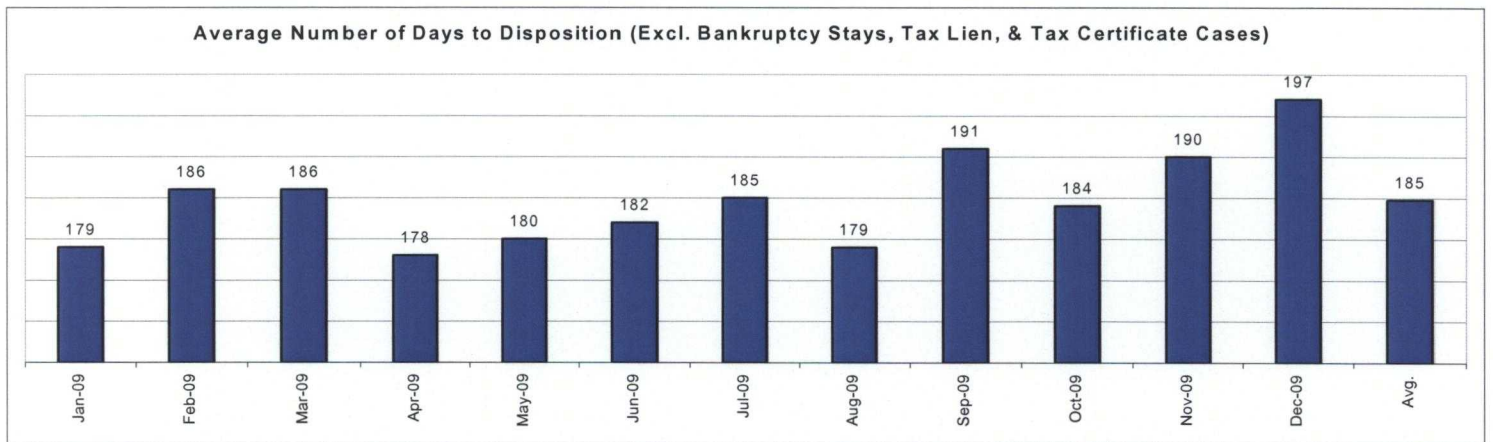


	Referrals & Reinstates	Dispositions	Clearance Rate
Jan-10	1231	1077	87%
Feb-10	1047	970	93%
Mar-10	1434	1170	82%
Apr-10			
May-10			
Jun-10			
Jul-10			
Aug-10			
Sep-10			
Oct-10			
Nov-10			
Dec-10			
Avg	1237	1072	87%
Total	3712	3217	

CUYAHOGA COUNTY COMMON PLEAS COURT

Avg. Number of Days to Disp. (Excl. Bank. Stays & Tax Lien & Tax Cert.)

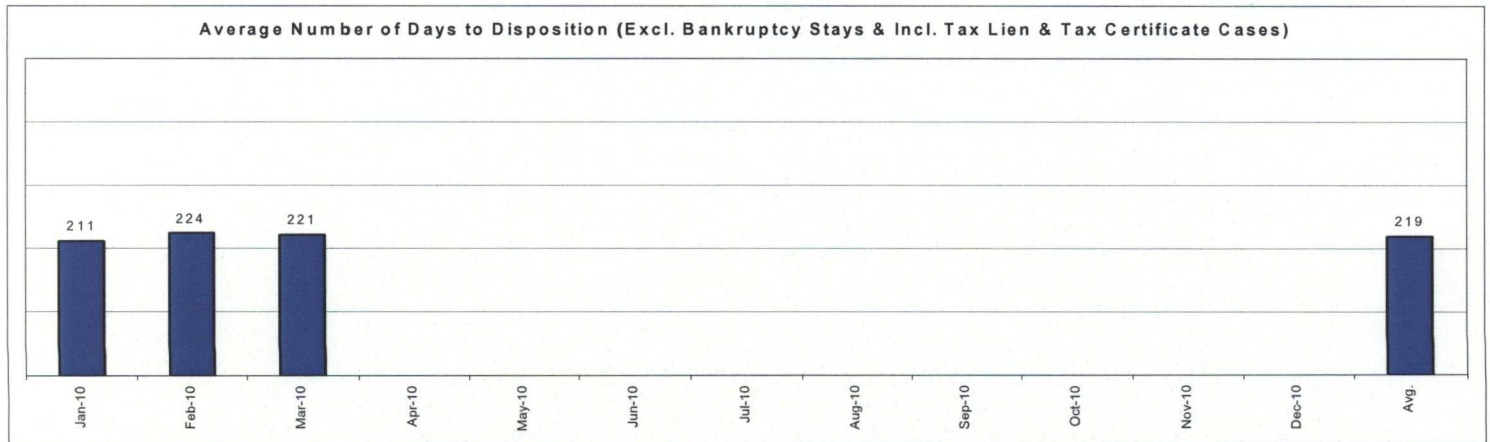
The average number of days to disposition is the number of days from filing to a final disposition entry being filed with the Clerk of Court. The data sample is based on all judicial foreclosure cases terminated by decree or dismissal (cases terminated by bankruptcy are not included) in a month. Each case is examined to determine the number of days between filing and termination with the periods that a case may have been in bankruptcy subtracted. Adding the total days of all of the cases minus bankruptcy periods and dividing by the total number of cases calculates the average. In the following chart, tax judicial foreclosure cases are excluded.



CUYAHOGA COUNTY COMMON PLEAS COURT

Avg. Number of Days to Disp. (Excl. Bank. Stays & Incl. Tax Lien & Tax Cert.)

The average number of days to disposition is the number of days from filing to a final disposition entry being filed with the Clerk of Court. The data sample is based on all Judicial Foreclosure cases terminated by decree or dismissal (cases terminated by bankruptcy are not included) in a month. Each case is examined to determine the number of days between filing and termination with the periods that a case may have been in bankruptcy subtracted. Adding the total days of all of the cases minus bankruptcy periods and dividing by the total number of cases calculates the average. In the following chart, all types of Judicial Foreclosure cases are included.



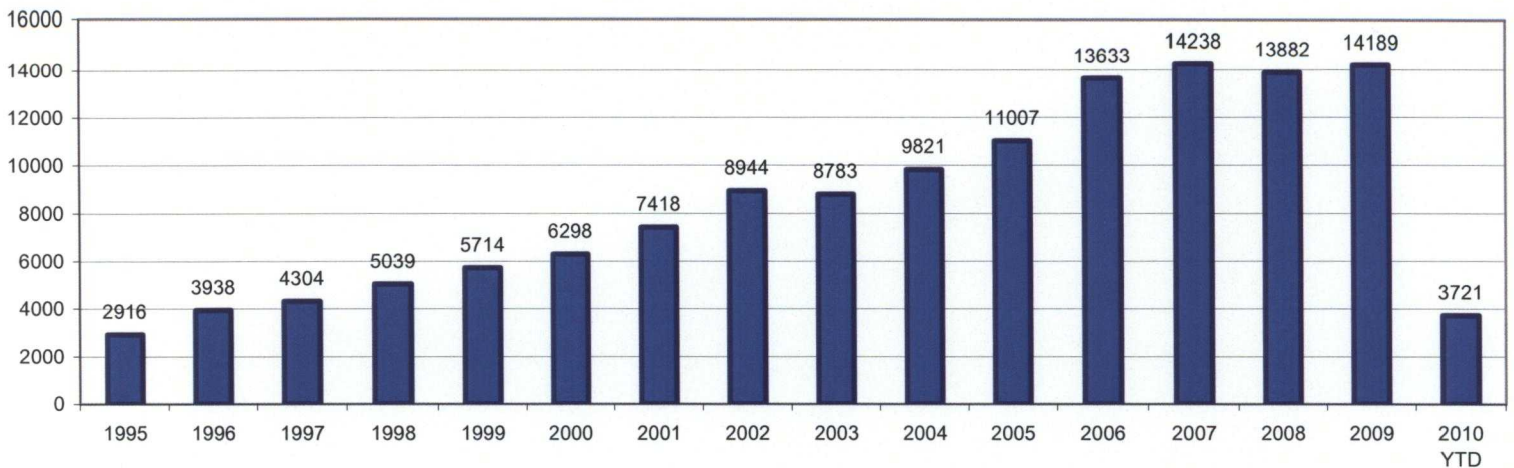
CUYAHOGA COUNTY COMMON PLEAS COURT

Total New Judicial Foreclosure Filings

The following charts are provided as a historical view of new judicial foreclosure filings.

1. Total New Judicial Foreclosure Filings from 1995 – 2010 by year
2. Total New Marsh of Lien/Quiet Title/Partition Filings from 2007 – 2010 by month
3. Total New Tax Lien & Tax Certificate Filings for 2008 – 2010 by month
4. Total New Judicial Foreclosure Filings from 2008 – 2010 by month

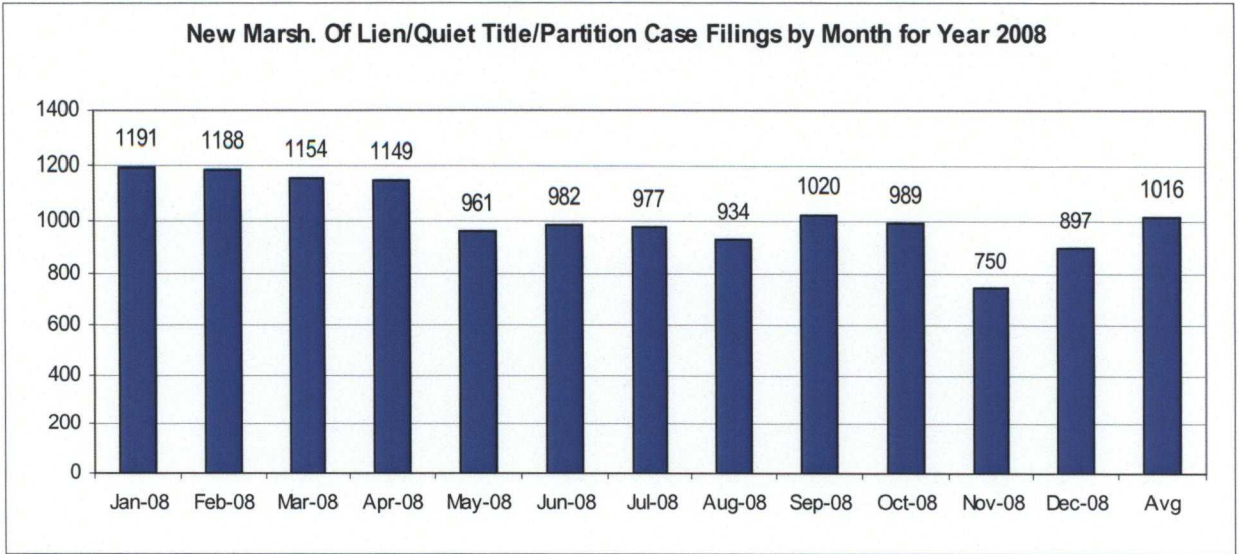
Total New Judicial Foreclosure Filings 1995 - 2010



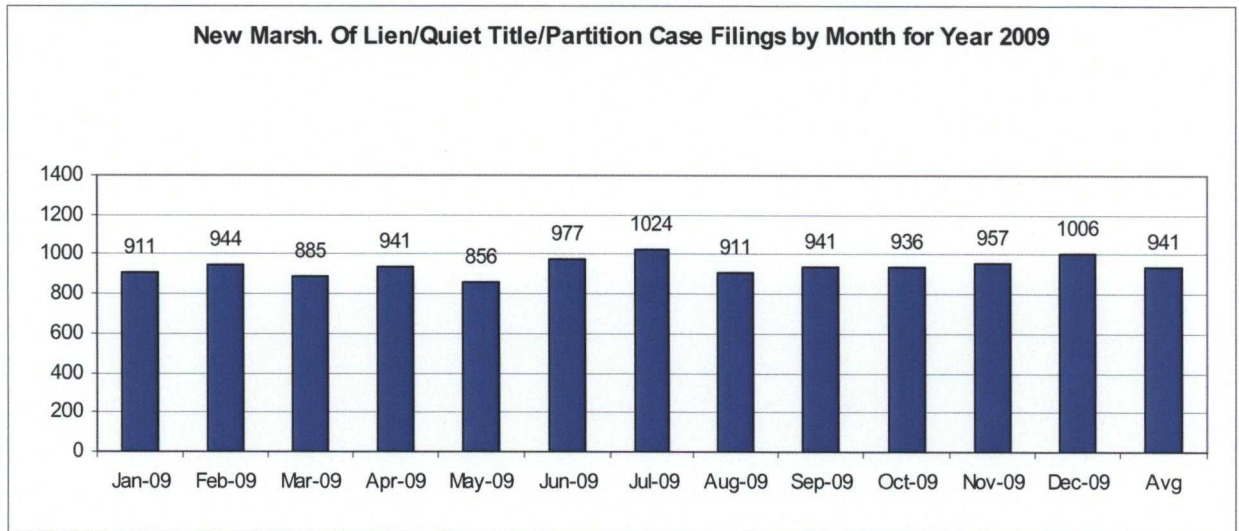
CUYAHOGA COUNTY COMMON PLEAS COURT

New Marsh. of Lien/Quiet Title/Partition Filings by Month for 2008 – 2010 YTD

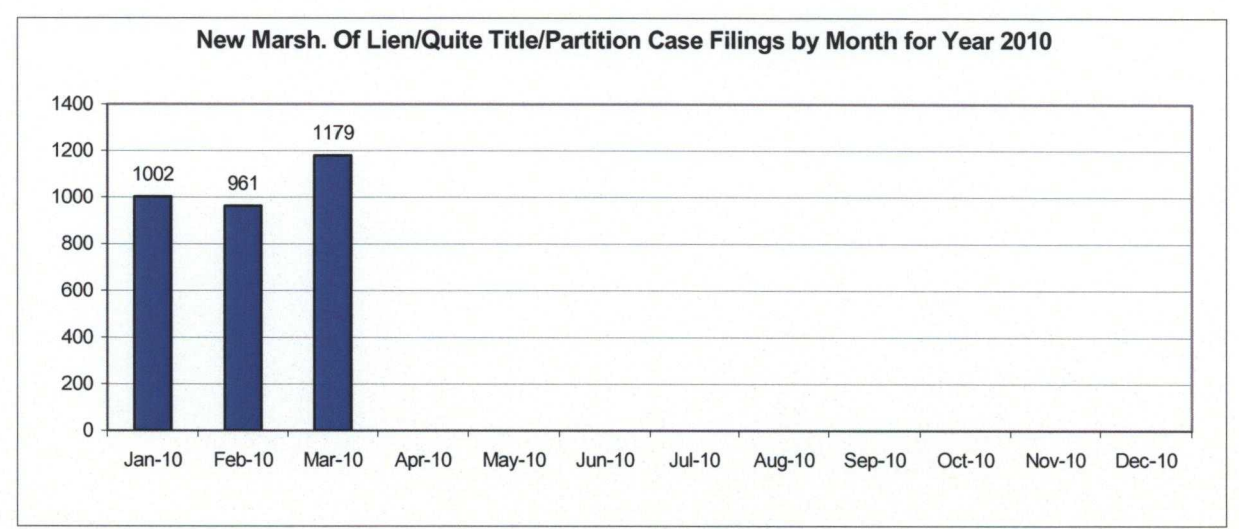
Month	# Filings
Jan-08	1191
Feb-08	1188
Mar-08	1154
Apr-08	1149
May-08	961
Jun-08	982
Jul-08	977
Aug-08	934
Sep-08	1020
Oct-08	989
Nov-08	750
Dec-08	897
Avg	1016
Total	12192



Month	# Filings
Jan-09	911
Feb-09	944
Mar-09	885
Apr-09	941
May-09	856
Jun-09	977
Jul-09	1024
Aug-09	911
Sep-09	941
Oct-09	936
Nov-09	957
Dec-09	1006
Avg	941
Total	11289



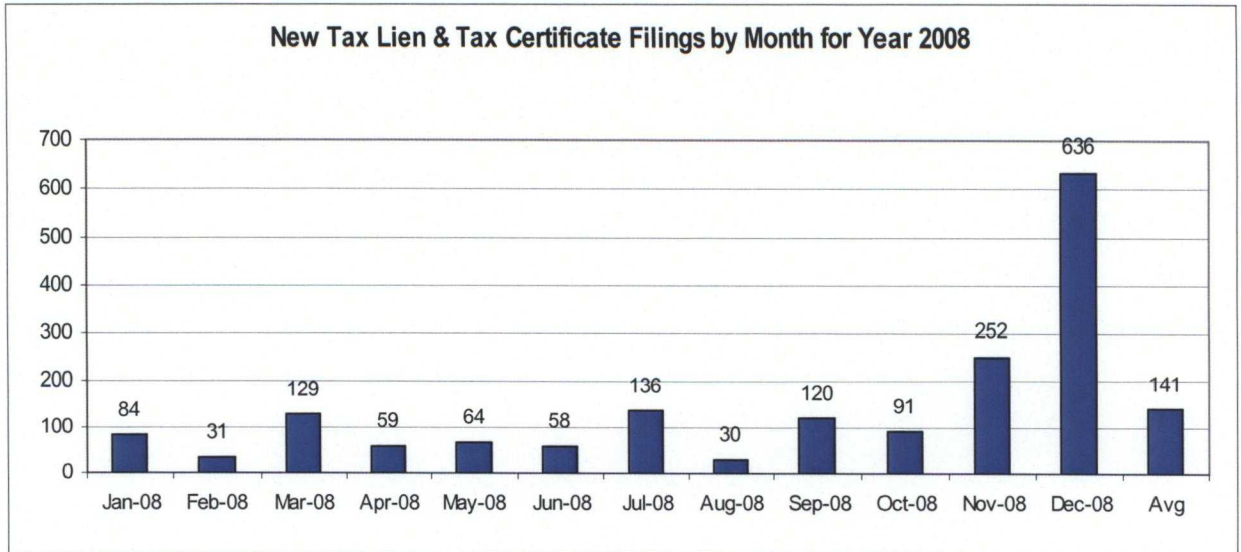
Month	# Filings
Jan-10	1002
Feb-10	961
Mar-10	1179
Apr-10	
May-10	
Jun-10	
Jul-10	
Aug-10	
Sep-10	
Oct-10	
Nov-10	
Dec-10	
Avg	1047
Total	3142



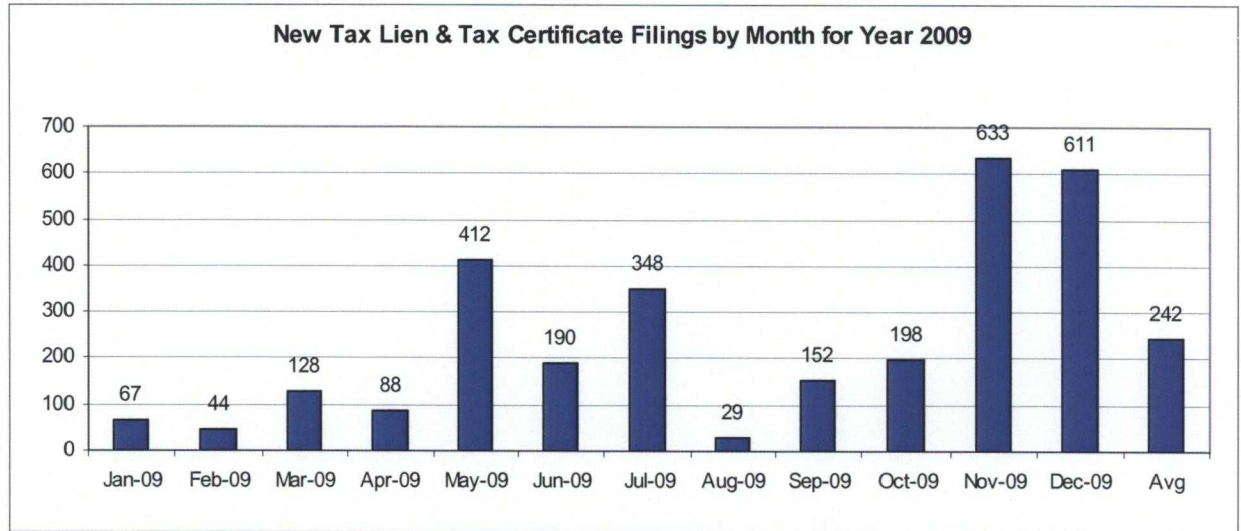
CUYAHOGA COUNTY COMMON PLEAS COURT

New Tax Lien & Certificate Filings by Month for Year 2008 – 2010 YTD

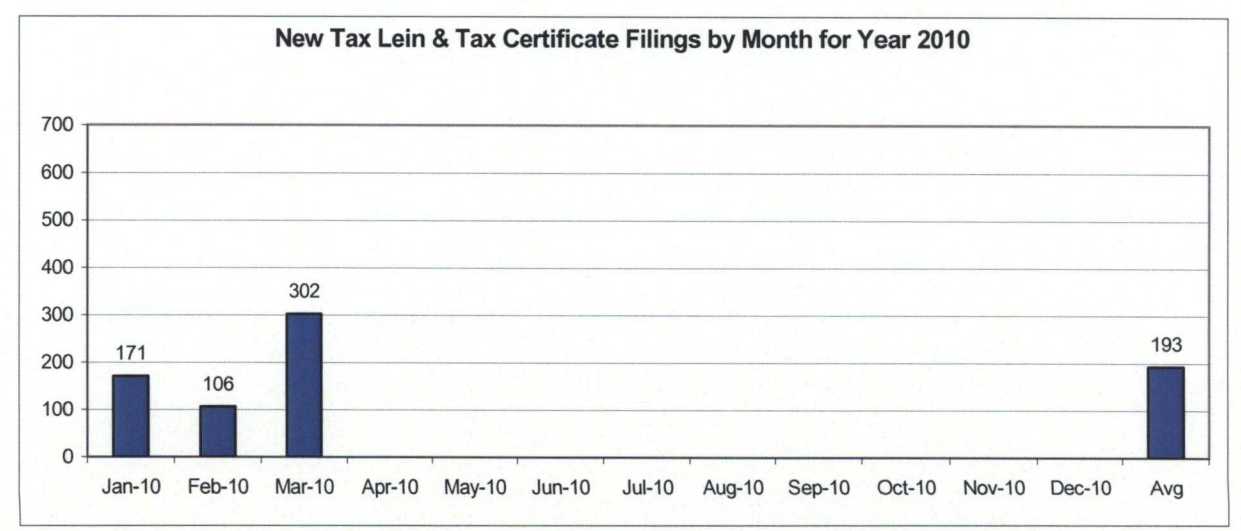
Month	# Filings
Jan-08	84
Feb-08	31
Mar-08	129
Apr-08	59
May-08	64
Jun-08	58
Jul-08	136
Aug-08	30
Sep-08	120
Oct-08	91
Nov-08	252
Dec-08	636
Avg	141
Total	1690



Month	# Filings
Jan-09	67
Feb-09	44
Mar-09	128
Apr-09	88
May-09	412
Jun-09	190
Jul-09	348
Aug-09	29
Sep-09	152
Oct-09	198
Nov-09	633
Dec-09	611
Avg	242
Total	2900



Month	# Filings
Jan-10	171
Feb-10	106
Mar-10	302
Apr-10	
May-10	
Jun-10	
Jul-10	
Aug-10	
Sep-10	
Oct-10	
Nov-10	
Dec-10	
Avg	193
Total	579



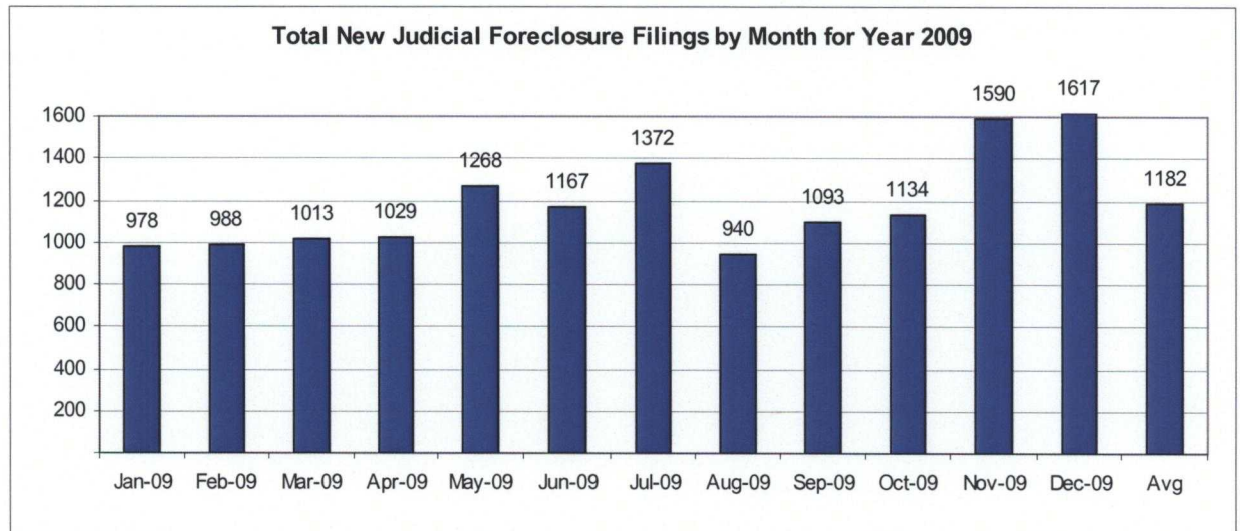
CUYAHOGA COUNTY COMMON PLEAS COURT

Total New Judicial Foreclosure Filings by Month for Year 2008 – 2010 YTD

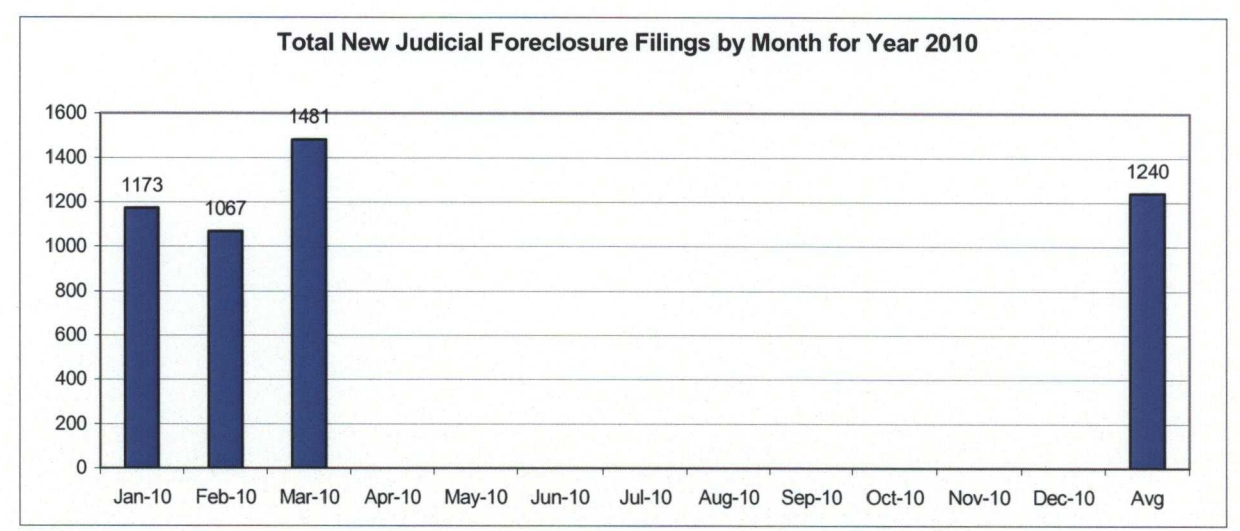
Month	# Filings
Jan-08	1275
Feb-08	1219
Mar-08	1283
Apr-08	1208
May-08	1025
Jun-08	1040
Jul-08	1113
Aug-08	964
Sep-08	1140
Oct-08	1080
Nov-08	1002
Dec-08	1533
Avg	1157
Total	13882



Month	# Filings
Jan-09	978
Feb-09	988
Mar-09	1013
Apr-09	1029
May-09	1268
Jun-09	1167
Jul-09	1372
Aug-09	940
Sep-09	1093
Oct-09	1134
Nov-09	1590
Dec-09	1617
Avg	1182
Total	14189



Month	# Filings
Jan-10	1173
Feb-10	1067
Mar-10	1481
Apr-10	
May-10	
Jun-10	
Jul-10	
Aug-10	
Sep-10	
Oct-10	
Nov-10	
Dec-10	
Avg	1240
Total	3721



CUYAHOGA COUNTY COMMON PLEAS COURT

Magistrate's Monthly Reports

The Magistrates' Monthly Report consists of 5 reports. Below is a description of each.

Magistrate's Monthly Supplemental Journal Entry Report (R415)

Retrieves total number of supplemental entries and Decrees of Confirmation of Sheriff's sale created during a specific period. A supplemental entry is any journal created by a magistrate, which does not close out a case. For example, any magistrate's order (MG) setting a hearing, any journal entry (JE) ruling on a motion, journals confirming Sheriff's sales, etc.).

Magistrate's Full Disposition Count by Magistrate Report (R413)

Retrieves total number of cases disposed of during a specific period. The dispositions are grouped by Magistrate and then broken down by the type of disposition (i. e. Default, Dismissed with Prejudice, Dismissed without Prejudice, etc.) This report can be printed three different ways. Including tax cases (Full Dispositions), excluding tax cases (Non-Tax Dispositions), and Tax cases only (Tax Dispositions).

Magistrate's Monthly Cases Referred/Reinstated Report (R418)

Retrieves newly filed cases referred to the Magistrates Dept. and cases previously disposed by the Magistrates Dept. that are reinstated and re-referred to the magistrates. The cases are separated by Tax (filing code 1465; Tax Judicial Foreclosure & 1466; Tax Certificate Judicial Foreclosure) and Non-Tax (1460; Judicial Foreclosure Marsh. Of Lien, 1480; Partition, 1470; Quiet Title, misc. (i. e. 1391; Contract Other, etc.).

Magistrate's Monthly Hearing Totals Report (R3146)

Retrieves total number of hearings held during one month. The hearings are grouped by Magistrate and then broken down by what type hearing was held (i. e. Default, Pretrial, etc.).

Magistrate's Monthly Case Load Report (R3147)

Retrieves individual caseload totals for individual magistrates during a specific period. The cases are grouped by magistrate and then broken down by case type (i. e. tax judicial foreclosure, tax certificate judicial foreclosure and non-tax judicial foreclosure).

CUYAHOGA COUNTY COURT OF COMMON PLEAS

DATE: 04/13/2010
TIME: 11:39 AM

OFFICE OF THE MAGISTRATES
MAGISTRATE'S MONTHLY SUPPLEMENTALS BY CASE
REPORTING PERIOD: MARCH 2010

PAGE: 1
CMSR415D

SUPPLEMENTALS

AUGUSTYN	312
BAKER	602
BUCHA	361
CUTHBERT	591
DYKE	313
GAUNTNER	425
GONZALEZ	440
HIPPLEY	342
JACKSON	383
KLEIN	413
LUCAS	326
OLSZTYN	705
VOZAR	526
WEISS	284
UNACCOUNTED FOR	0

TOTAL 6023

CONFIRMATIONS

TOTAL 442

DATE: 04/13/2010
 TIME: 11:46 AM

CUYAHOGA COUNTY COURT OF COMMON PLEAS
 OFFICE OF THE MAGISTRATES
Full Disposition Count by Magistrate
 REPORTING PERIOD: FROM 03/01/2010 TO 03/31/2010

PAGE: 1
 CMSR413

MagID	Dispose Type	Tax Cert.	Tax Treas.	Total
KCA	Bank	0	0	8
	Def	0	0	10
	Dism	0	0	21
	Ref. Vacate	0	0	0
	Court Trial	0	0	0
	Other	0	0	3
	<u>MAG'S TOTAL</u>	0	0	<u>42</u>

GDB	Bank	0	0	2
	Def	0	0	57
	Dism	0	0	39
	Ref. Vacate	0	0	0
	Court Trial	0	0	0
	Other	0	0	8
	<u>MAG'S TOTAL</u>	0	0	<u>106</u>

SMB	Bank	0	0	2
	Def	0	0	7
	Dism	0	0	17
	Ref. Vacate	0	0	0
	Court Trial	0	0	0
	Other	0	0	2
	<u>MAG'S TOTAL</u>	0	0	<u>28</u>

ARC	Bank	0	0	5
	Def	0	0	23
	Dism	0	0	55
	Ref. Vacate	0	0	1
	Court Trial	0	0	0
	Other	0	0	5
	<u>MAG'S TOTAL</u>	0	0	<u>89</u>

JTD	Bank	0	0	7
	Def	0	0	40
	Dism	5	2	45
	Ref. Vacate	0	0	0
	Court Trial	0	0	0
	Other	0	2	8
	<u>MAG'S TOTAL</u>	5	4	<u>100</u>

TMG	Bank	0	0	7
	Def	0	0	14
	Dism	0	0	40
	Ref. Vacate	0	0	0
	Court Trial	0	0	0
	Other	0	0	2
	<u>MAG'S TOTAL</u>	0	0	<u>63</u>

TG	Bank	0	0	10
	Def	0	0	48
	Dism	0	0	30
	Ref. Vacate	0	0	0
	Court Trial	0	0	0
	Other	0	0	9
	<u>MAG'S TOTAL</u>	0	0	<u>97</u>

KH	Bank	0	0	6
	Def	0	0	41
	Dism	0	0	36

Decrees	581
Defaults	379
Other	202
Court Trial	0
Dismissals	507
Bankruptcy	80
Ref. Vacated	2
Grand Total	1170

DATE: 04/13/2010
TIME: 11:46 AM

CUYAHOGA COUNTY COURT OF COMMON PLEAS
OFFICE OF THE MAGISTRATES
Full Disposition Count by Magistrate
REPORTING PERIOD: FROM 03/01/2010 TO 03/31/2010

PAGE: 2
CMSR413

MagID	Dispose Type	Tax Cert.	Tax Treas.	Total
	Ref. Vacate	0	0	0
	Court Trial	0	0	0
	Other	0	0	12
	<u>MAG'S TOTAL</u>	<u>0</u>	<u>0</u>	<u>95</u>

JLJ	Bank	0	0	8
	Def	0	0	22
	Dism	0	0	41
	Ref. Vacate	0	0	0
	Court Trial	0	0	0
	Other	0	0	7
	<u>MAG'S TOTAL</u>	<u>0</u>	<u>0</u>	<u>78</u>

MK	Bank	0	0	2
	Def	0	0	28
	Dism	0	0	37
	Ref. Vacate	0	0	1
	Court Trial	0	0	0
	Other	0	0	7
	<u>MAG'S TOTAL</u>	<u>0</u>	<u>0</u>	<u>75</u>

PL	Bank	1	0	1
	Def	3	0	3
	Dism	8	9	17
	Ref. Vacate	0	0	0
	Court Trial	0	0	0
	Other	2	52	54
	<u>MAG'S TOTAL</u>	<u>14</u>	<u>61</u>	<u>75</u>

CEO	Bank	0	0	12
	Def	0	0	25
	Dism	0	0	57
	Ref. Vacate	0	0	0
	Court Trial	0	0	0
	Other	0	0	4
	<u>MAG'S TOTAL</u>	<u>0</u>	<u>0</u>	<u>98</u>

TJV	Bank	0	0	8
	Def	0	0	54
	Dism	2	2	51
	Ref. Vacate	0	0	0
	Court Trial	0	0	0
	Other	0	3	18
	<u>MAG'S TOTAL</u>	<u>2</u>	<u>5</u>	<u>131</u>

CW	Bank	1	1	2
	Def	7	0	7
	Dism	10	11	21
	Ref. Vacate	0	0	0
	Court Trial	0	0	0
	Other	3	59	63
	<u>MAG'S TOTAL</u>	<u>21</u>	<u>71</u>	<u>93</u>

CUYAHOGA COUNTY COURT OF COMMON PLEAS

DATE: 04/13/2010
 TIME: 11:47 AM

OFFICE OF THE MAGISTRATES
 MAGISTRATE'S MONTHLY REF/REIN CASES
 FROM 03/01/2010 TO 03/31/2010

CMSR418

MAGISTRATE	NEW REFERRALS				REINSTATED			
	Tax Treas.	Tax Cert.	Non-Tax	Total	Tax Treas.	Tax Cert.	Non-Tax	Total
<u>AUGUSTYN/KEVIN/C</u>	0	0	60	60	0	0	3	3
<u>BAKER/GAIL/D</u>	0	0	110	110	0	0	11	11
<u>BUCHA/STEPHEN/M</u>	0	0	52	52	0	0	5	5
<u>CUTHBERT/AMY/R</u>	0	0	97	97	0	0	5	5
<u>DYKE/JOHN/T</u>	10	0	80	90	0	0	6	6
<u>GAUNTNER/TIMOTHY/M</u>	0	0	102	102	0	0	8	8
<u>GONZALEZ/TRACEY/</u>	0	0	96	96	0	0	7	7
<u>HIPPLEY/KEVIN/</u>	0	0	103	103	0	0	9	9
<u>JACKSON/JIM/L</u>	0	0	89	89	0	0	8	8
<u>KLEIN/MONICA/</u>	0	0	81	81	0	0	3	3
<u>LUCAS/PAUL/</u>	145	4	0	149	1	0	0	1
<u>OLSZTYN/CHRISTOPHER/E</u>	0	0	108	108	0	0	9	9
<u>VOZAR/THOMAS/J</u>	3	0	63	66	0	0	8	8
<u>WEISS/CAROL/</u>	141	6	0	147	1	0	0	1
<u>TOTAL</u>	299	10	1041	1350	2	0	82	84
<u>COMBINED TOTAL</u>	1434							

CUYAHOGA COUNTY COURT OF COMMON PLEAS

OFFICE OF THE MAGISTRATES

MAG MONTHLY HEARING TOTALS

Reporting Period: March 2010

DATE: 04/13/2010
TIME: 11:47 AM

PAGE: 1
CMSR3146

Monthly Hearing Total 1,106

AUGUSTYN
 Default Hearings 47
 Tax Hearings 0
 Pretrials 8

 TOTAL: 55

BAKER
 Default Hearings 87
 Tax Hearings 0
 Pretrials 23

 TOTAL: 110

BUCHA
 Default Hearings 47
 Tax Hearings 0
 Pretrials 32

 TOTAL: 79

CUTHBERT
 Default Hearings 75
 Tax Hearings 0
 Pretrials 13

 TOTAL: 88

DYKE
 Default Hearings 38
 Tax Hearings 0
 Pretrials 8

 TOTAL: 46

GAUNTNER
 Default Hearings 49
 Tax Hearings 0
 Pretrials 22

 TOTAL: 71

GONZALEZ
 Default Hearings 52
 Tax Hearings 0
 Pretrials 7

 TOTAL: 59

HIPPLEY
 Default Hearings 50
 Tax Hearings 0
 Pretrials 4

 TOTAL: 54

JACKSON
 Default Hearings 68
 Tax Hearings 0
 Pretrials 8

 TOTAL: 76

KLEIN
 Default Hearings 61
 Tax Hearings 0
 Pretrials 11

CUYAHOGA COUNTY COURT OF COMMON PLEAS

OFFICE OF THE MAGISTRATES

MAG MONTHLY HEARING TOTALS

Reporting Period: March 2010

DATE: 04/13/2010
TIME: 11:47 AM

PAGE: 2
CMSR3146

TOTAL:	72
LUCAS	
Default Hearings	0
Tax Hearings	62
Pretrials	43
<hr/>	
TOTAL:	105
OLSZTYN	
Default Hearings	67
Tax Hearings	0
Pretrials	13
<hr/>	
TOTAL:	80
VOZAR	
Default Hearings	92
Tax Hearings	8
Pretrials	19
<hr/>	
TOTAL:	119
WEISS	
Default Hearings	23
Tax Hearings	68
Pretrials	1
<hr/>	
TOTAL:	92

CUYAHOGA COUNTY COURT OF COMMON PLEAS

DATE: 04/13/2010
 TIME: 11:48 AM

Office of the Magistrates
 Magistrate's Monthly Case Load
 MONTH: MARCH 2010

PAGE: 1
 CMSR3147

Magistrate Name	Non Tax Total	Tax Cert.	Tax Treas.	Total Tax	Total Cases
AUGUSTYN	311	0	0	0	311
BAKER	610	1	0	1	611
BUCHA	428	1	0	1	429
CUTHBERT	668	0	0	0	668
DYKE	452	13	51	64	516
GAUNTNER	586	0	0	0	586
GONZALEZ	597	0	0	0	597
HIPPLEY	766	2	0	2	768
JACKSON	670	0	0	0	670
KLEIN	662	0	0	0	662
LUCAS	10	474	934	1408	1418
OLSZTYN	553	0	0	0	553
VOZAR	573	26	44	70	643
WEISS	0	408	839	1247	1247
Non Tax Total:	6886	Cert.Tax Total: 925	Tax Treas. Total: 1868	Total Tax: 2793	Total Cases: 9679

CUYAHOGA COUNTY COMMON PLEAS COURT

Report CMSR1062 - Judicial Foreclosure Statistics by Judge

Report CMSR1062 provides a list of judicial foreclosure case activity for each Judge. The report identifies how many cases were pending at the beginning of the period. The new cases filed and cases that were transferred in or reactivated are added to the number pending at the beginning of the period. It then shows the type and number of terminations for the period. The total terminations are subtracted from the total pending which provides the pending at the end of the period.

CUYAHOGA COUNTY COURT OF COMMON PLEAS

DATE: 04/13/2010
TIME: 12:11 PM

Foreclosure Statistics by Judge
Reporting Period: March 2010

PAGE: 1
CMSR1062

Judge

AMBROSE, DICK							
	Pending at Beg of Period		New Cases Filed		Cases Transferred In / Reactivated		Total
	260		45		11		316
Terminations							
	Bankruptcy	Default	RefVacated	Court Trial	Dismiss	Other	Total
	1	7	0	0	18	11	37
Total Pending at End of Period							279

BURNSIDE, JANET R							
	Pending at Beg of Period		New Cases Filed		Cases Transferred In / Reactivated		Total
	324		40		12		376
Terminations							
	Bankruptcy	Default	RefVacated	Court Trial	Dismiss	Other	Total
	3	11	0	0	21	11	46
Total Pending at End of Period							330

CALABRESE, DEENA R							
	Pending at Beg of Period		New Cases Filed		Cases Transferred In / Reactivated		Total
	323		53		4		380
Terminations							
	Bankruptcy	Default	RefVacated	Court Trial	Dismiss	Other	Total
	1	13	0	0	14	25	53
Total Pending at End of Period							327

CORRIGAN, BRIAN J							
	Pending at Beg of Period		New Cases Filed		Cases Transferred In / Reactivated		Total
	180		42		5		227
Terminations							
	Bankruptcy	Default	RefVacated	Court Trial	Dismiss	Other	Total
	0	16	0	0	13	8	37
Total Pending at End of Period							190

CORRIGAN, PETER J							
	Pending at Beg of Period		New Cases Filed		Cases Transferred In / Reactivated		Total
	281		48		10		339
Terminations							
	Bankruptcy	Default	RefVacated	Court Trial	Dismiss	Other	Total
	7	12	0	0	23	18	60
Total Pending at End of Period							279

DONNELLY, MICHAEL P							
	Pending at Beg of Period		New Cases Filed		Cases Transferred In / Reactivated		Total
	330		54		7		391
Terminations							
	Bankruptcy	Default	RefVacated	Court Trial	Dismiss	Other	Total
	2	18	0	0	14	16	50
Total Pending at End of Period							341

FRIEDLAND, CAROLYN B							
	Pending at Beg of Period		New Cases Filed		Cases Transferred In / Reactivated		Total
	258		43		5		306
Terminations							
	Bankruptcy	Default	RefVacated	Court Trial	Dismiss	Other	Total
	4	7	0	0	11	9	31
Total Pending at End of Period							275

FRIEDMAN, STUART A

CUYAHOGA COUNTY COURT OF COMMON PLEAS

DATE: 04/13/2010
TIME: 12:11 PM

Foreclosure Statistics by Judge
Reporting Period: March 2010

PAGE: 2
CMSR1062

Judge

Pending at Beg of Period		New Cases Filed		Cases Transferred In / Reactivated			Total
337		41		4			382
Terminations	Bankruptcy	Default	RefVacated	Court Trial	Dismiss	Other	Total
	3	16	0	0	11	16	46
Total Pending at End of Period							336
Pending at Beg of Period		New Cases Filed		Cases Transferred In / Reactivated			Total
271		23		9			303
Terminations	Bankruptcy	Default	RefVacated	Court Trial	Dismiss	Other	Total
	4	17	0	0	12	12	45
Total Pending at End of Period							258
Pending at Beg of Period		New Cases Filed		Cases Transferred In / Reactivated			Total
155		42		8			205
Terminations	Bankruptcy	Default	RefVacated	Court Trial	Dismiss	Other	Total
	2	3	0	0	11	8	24
Total Pending at End of Period							181
Pending at Beg of Period		New Cases Filed		Cases Transferred In / Reactivated			Total
280		49		35			364
Terminations	Bankruptcy	Default	RefVacated	Court Trial	Dismiss	Other	Total
	1	2	0	0	8	34	45
Total Pending at End of Period							319
Pending at Beg of Period		New Cases Filed		Cases Transferred In / Reactivated			Total
243		47		10			300
Terminations	Bankruptcy	Default	RefVacated	Court Trial	Dismiss	Other	Total
	4	10	0	0	19	11	44
Total Pending at End of Period							256
Pending at Beg of Period		New Cases Filed		Cases Transferred In / Reactivated			Total
333		38		10			381
Terminations	Bankruptcy	Default	RefVacated	Court Trial	Dismiss	Other	Total
	1	27	0	0	18	13	59
Total Pending at End of Period							322
Pending at Beg of Period		New Cases Filed		Cases Transferred In / Reactivated			Total
285		40		9			334
Terminations	Bankruptcy	Default	RefVacated	Court Trial	Dismiss	Other	Total
	3	11	0	0	12	13	39
Total Pending at End of Period							295
Pending at Beg of Period		New Cases Filed		Cases Transferred In / Reactivated			Total
333		38		10			381
Terminations	Bankruptcy	Default	RefVacated	Court Trial	Dismiss	Other	Total
	1	27	0	0	18	13	59
Total Pending at End of Period							322

MATIA, DAVID T

CUYAHOGA COUNTY COURT OF COMMON PLEAS

DATE: 04/13/2010
TIME: 12:11 PM

Foreclosure Statistics by Judge
Reporting Period: March 2010

PAGE: 3
CMSR1062

Judge

Pending at Beg of Period		New Cases Filed		Cases Transferred In / Reactivated			Total
303		47		9			359
Terminations	Bankruptcy	Default	RefVacated	Court Trial	Dismiss	Other	Total
	0	24	0	0	13	14	51
Total Pending at End of Period							308
<hr/>							
MCCAFFERTY, BRIDGET M		New Cases Filed		Cases Transferred In / Reactivated			Total
Pending at Beg of Period							
264		57		8			329
Terminations	Bankruptcy	Default	RefVacated	Court Trial	Dismiss	Other	Total
	0	12	0	0	13	9	34
Total Pending at End of Period							295
<hr/>							
MCCORMICK, TIMOTHY		New Cases Filed		Cases Transferred In / Reactivated			Total
Pending at Beg of Period							
279		44		8			331
Terminations	Bankruptcy	Default	RefVacated	Court Trial	Dismiss	Other	Total
	7	7	0	0	12	12	38
Total Pending at End of Period							293
<hr/>							
MCDONNELL, NANCY R		New Cases Filed		Cases Transferred In / Reactivated			Total
Pending at Beg of Period							
201		51		4			256
Terminations	Bankruptcy	Default	RefVacated	Court Trial	Dismiss	Other	Total
	3	4	0	0	7	11	25
Total Pending at End of Period							231
<hr/>							
MCGINTY, TIMOTHY J		New Cases Filed		Cases Transferred In / Reactivated			Total
Pending at Beg of Period							
306		34		37			377
Terminations	Bankruptcy	Default	RefVacated	Court Trial	Dismiss	Other	Total
	1	5	0	0	13	42	61
Total Pending at End of Period							316
<hr/>							
MCMONAGLE, RICHARD J		New Cases Filed		Cases Transferred In / Reactivated			Total
Pending at Beg of Period							
272		21		3			296
Terminations	Bankruptcy	Default	RefVacated	Court Trial	Dismiss	Other	Total
	0	6	0	0	18	8	32
Total Pending at End of Period							264
<hr/>							
MCMONAGLE, TIMOTHY E		New Cases Filed		Cases Transferred In / Reactivated			Total
Pending at Beg of Period							
312		53		5			370
Terminations	Bankruptcy	Default	RefVacated	Court Trial	Dismiss	Other	Total
	6	19	0	0	12	13	50
Total Pending at End of Period							320

O'DONNELL, JOHN P

CUYAHOGA COUNTY COURT OF COMMON PLEAS

DATE: 04/13/2010
TIME: 12:11 PM

Foreclosure Statistics by Judge
Reporting Period: March 2010

PAGE: 4
CMSR1062

Judge

Pending at Beg of Period		New Cases Filed		Cases Transferred In / Reactivated			Total
	256		25		12		293
Terminations							
	Bankruptcy 3	Default 9	RefVacated 0	Court Trial 0	Dismiss 23	Other 9	Total 44
Total Pending at End of Period							249
RUSSO, JOHN J							
Pending at Beg of Period		New Cases Filed		Cases Transferred In / Reactivated			Total
	282		42		6		330
Terminations							
	Bankruptcy 2	Default 5	RefVacated 0	Court Trial 0	Dismiss 13	Other 7	Total 27
Total Pending at End of Period							303
RUSSO, JOSEPH D							
Pending at Beg of Period		New Cases Filed		Cases Transferred In / Reactivated			Total
	295		41		8		344
Terminations							
	Bankruptcy 3	Default 6	RefVacated 0	Court Trial 0	Dismiss 17	Other 7	Total 33
Total Pending at End of Period							311
RUSSO, MICHAEL J							
Pending at Beg of Period		New Cases Filed		Cases Transferred In / Reactivated			Total
	297		45		5		347
Terminations							
	Bankruptcy 1	Default 6	RefVacated 0	Court Trial 0	Dismiss 21	Other 10	Total 38
Total Pending at End of Period							309
RUSSO, NANCY MARGARET							
Pending at Beg of Period		New Cases Filed		Cases Transferred In / Reactivated			Total
	179		47		10		236
Terminations							
	Bankruptcy 1	Default 21	RefVacated 0	Court Trial 0	Dismiss 19	Other 10	Total 51
Total Pending at End of Period							185
SAFFOLD, SHIRLEY STRICKI							
Pending at Beg of Period		New Cases Filed		Cases Transferred In / Reactivated			Total
	303		45		11		359
Terminations							
	Bankruptcy 2	Default 23	RefVacated 0	Court Trial 0	Dismiss 14	Other 12	Total 51
Total Pending at End of Period							308
SHEEHAN, BRENDAN J							
Pending at Beg of Period		New Cases Filed		Cases Transferred In / Reactivated			Total
	301		43		9		353
Terminations							
	Bankruptcy 1	Default 10	RefVacated 0	Court Trial 0	Dismiss 9	Other 14	Total 34
Total Pending at End of Period							319

SUSTER, RONALD

CUYAHOGA COUNTY COURT OF COMMON PLEAS

DATE: 04/13/2010
TIME: 12:11 PM

Foreclosure Statistics by Judge
Reporting Period: March 2010

PAGE: 5
CMSR1062

Judge

Pending at Beg of Period		New Cases Filed		Cases Transferred In / Reactivated			Total
	319		46		9		374
Terminations							
	Bankruptcy 4	Default 16	RefVacated 0	Court Trial 0	Dismiss 11	Other 14	Total 45
Total Pending at End of Period							329
SUTULA, JOHN D							
Pending at Beg of Period		New Cases Filed		Cases Transferred In / Reactivated			Total
	339		55		10		404
Terminations							
	Bankruptcy 1	Default 7	RefVacated 0	Court Trial 0	Dismiss 12	Other 11	Total 31
Total Pending at End of Period							373
SUTULA, KATHLEEN ANN							
Pending at Beg of Period		New Cases Filed		Cases Transferred In / Reactivated			Total
	265		43		10		318
Terminations							
	Bankruptcy 2	Default 12	RefVacated 0	Court Trial 0	Dismiss 19	Other 13	Total 46
Total Pending at End of Period							272
SYNENBERG, JOAN							
Pending at Beg of Period		New Cases Filed		Cases Transferred In / Reactivated			Total
	314		39		7		360
Terminations							
	Bankruptcy 3	Default 8	RefVacated 0	Court Trial 0	Dismiss 17	Other 6	Total 34
Total Pending at End of Period							326
TERRY, STEVEN J							
Pending at Beg of Period		New Cases Filed		Cases Transferred In / Reactivated			Total
	300		49		15		364
Terminations							
	Bankruptcy 2	Default 6	RefVacated 0	Court Trial 0	Dismiss 22	Other 5	Total 35
Total Pending at End of Period							329
VILLANUEVA, JOSE A							
Pending at Beg of Period		New Cases Filed		Cases Transferred In / Reactivated			Total
	311		51		1		363
Terminations							
	Bankruptcy 2	Default 5	RefVacated 0	Court Trial 0	Dismiss 17	Other 13	Total 37
Total Pending at End of Period							326

Monthly Summary

MONTHLY SUMMARY

March 2010

NAME	PEND	ASSIGNED			TRIALS						DISP	PENDING				+	-
		CV	CR	TOT	JURY			COURT				CV	FR	CR	TOT		
Dick Ambrose	715	109	45	154	0	4	4	0	0	0	134	295	279	161	735	-20	
Janet R. Burnside	796	112	44	156	0	0	0	0	0	0	152	316	333	151	800	-4	
Deena R. Calabrese	828	98	20	118	0	1	1	0	2	2	144	335	327	140	802	+26	
Brian J. Corrigan	589	103	52	155	2	1	3	1	3	4	130	273	189	152	614	-25	
Peter J. Corrigan	727	111	49	160	3	0	3	1	0	1	175	294	300	118	712	+15	
Michael P. Donnelly	759	110	64	174	1	2	3	0	1	1	150	313	351	119	783	-24	
Carolyn B. Friedland	802	107	45	152	0	0	0	0	1	1	120	365	289	180	834	-32	
Stuart A. Friedman	824	107	57	164	0	1	1	0	0	0	127	332	347	182	861	-37	
Nancy A. Fuerst	624	63	13	76	1	2	3	0	0	0	138	242	258	62	562	+62	
Eileen A. Gallagher	434	109	61	170	0	0	0	0	1	1	95	214	181	114	509	-75	
Eileen T. Gallagher	751	131	39	170	0	0	0	1	0	1	110	329	323	159	811	-60	
Hollie L. Gallagher	653	115	39	154	1	0	1	0	1	1	142	312	258	95	665	-12	
Daniel Gaul	876	109	49	158	1	2	3	0	0	0	170	329	345	190	864	+12	
Lance T. Mason	776	109	31	140	0	1	1	0	1	1	155	327	306	128	761	+15	
David T. Matia	746	108	54	162	0	0	0	0	0	0	168	317	308	115	740	+6	
Bridget M. McCafferty	372	109	58	167	0	2	2	0	0	0	143	120	166	110	396	-24	
Timothy McCormick	698	111	49	160	2	2	4	0	2	2	129	321	293	115	729	-31	
Nancy R. McDonnell	505	100	42	142	0	1	1	0	0	0	104	220	239	84	543	-38	
Timothy J. McGinty	649	137	53	190	0	0	0	0	1	1	185	256	316	82	654	-5	
Richard J. McMonagle	800	104	33	137	0	1	1	0	1	1	139	423	272	103	798	+2	
Timothy E. McMonagle	764	107	35	142	1	1	2	0	4	4	178	310	320	98	728	+36	
John P. O'Donnell	652	115	22	137	0	1	1	1	0	1	137	342	255	55	652	0	
John J. Russo	623	104	44	148	0	0	0	0	1	1	111	285	303	72	660	-37	
Joseph D. Russo	783	109	43	152	0	0	0	0	2	2	123	318	311	183	812	-29	
Michael J. Russo	694	106	51	157	0	2	2	1	0	1	160	266	311	114	691	+3	
Nancy Margaret Russo	439	112	49	161	0	0	0	0	2	2	161	178	185	76	439	0	
Shirley Strickland Saffold	775	110	51	161	1	1	2	0	2	2	165	293	308	170	771	+4	
Brendan J. Sheehan	569	114	43	157	1	4	5	2	0	2	150	260	195	121	576	-7	
Ronald Suster	852	109	52	161	0	0	0	0	0	0	146	313	331	223	867	-15	
John D. Sutula	893	111	42	153	1	0	1	0	0	0	164	325	372	185	882	+11	
Kathleen Ann Sutula	628	111	46	157	0	0	0	0	0	0	153	222	272	138	632	-4	
Joan Synenberg	752	107	54	161	0	6	6	0	3	3	136	335	326	116	777	-25	
Steven J. Terry	824	114	52	166	1	3	4	0	1	1	124	328	332	206	866	-42	
José A. Villanueva	739	102	52	154	0	1	1	0	1	1	168	308	350	67	725	+14	
TOTALS	23911	3693	1533	5226	16	39	55	7	30	37	4886	10016	9851	4384	24251	-340	

Year to Date Summary

SUMMARY FOR THE COURT

January - March 2010

NAME	PEND	ASSIGNED			TRIALS						DISP	PENDING				+
		CV	CR	TOT	JURY			COURT				CV	FR	CR	TOT	
Dick Ambrose	714	283	119	402	0	6	6	0	0	0	381	295	279	161	735	-21
Janet R. Burnside	799	285	121	406	0	2	2	1	2	3	405	316	333	151	800	-1
Deena R. Calabrese	780	266	82	348	0	2	2	0	5	5	326	335	327	140	802	-22
Brian J. Corrigan	489	278	127	405	3	1	4	1	5	6	280	273	189	152	614	-125
Peter J. Corrigan	704	289	120	409	4	3	7	1	0	1	401	294	300	118	712	-8
Michael P. Donnelly	750	280	141	421	1	4	5	0	1	1	388	313	351	119	783	-33
Carolyn B. Friedland	765	282	137	419	0	0	0	2	1	3	350	365	289	180	834	-69
Stuart A. Friedman	839	279	134	413	0	2	2	0	3	3	391	332	347	182	861	-22
Nancy A. Fuerst	735	156	49	205	1	3	4	1	0	1	378	242	258	62	562	+173
Eileen A. Gallagher	328	282	128	410	1	1	2	0	2	2	229	214	181	114	509	-181
Eileen T. Gallagher	757	314	106	420	0	1	1	1	1	2	366	329	323	159	811	-54
Hollie L. Gallagher	681	290	96	386	2	1	3	1	2	3	402	312	258	95	665	+16
Daniel Gaul	940	279	114	393	2	4	6	0	0	0	469	329	345	190	864	+76
Lance T. Mason	813	282	111	393	1	4	5	0	4	4	445	327	306	128	761	+52
David T. Matia	744	283	126	409	0	0	0	0	1	1	413	317	308	115	740	+4
Bridget M. McCafferty	386	279	126	405	1	4	5	0	0	0	395	120	166	110	396	-10
Timothy McCormick	670	296	115	411	2	4	6	0	5	5	352	321	293	115	729	-59
Nancy R. McDonnell	417	260	97	357	1	1	2	0	0	0	231	220	239	84	543	-126
Timothy J. McGinty	609	316	124	440	0	5	5	1	1	2	395	256	316	82	654	-45
Richard J. McMonagle	782	272	85	357	0	1	1	0	1	1	341	423	272	103	798	-16
Timothy E. McMonagle	742	282	115	397	2	2	4	0	9	9	411	310	320	98	728	+14
John P. O'Donnell	638	284	60	344	0	1	1	1	1	2	330	342	255	55	652	-14
John J. Russo	630	281	107	388	0	1	1	1	2	3	358	285	303	72	660	-30
Joseph D. Russo	772	280	113	393	1	0	1	0	4	4	353	318	311	183	812	-40
Michael J. Russo	695	274	108	382	0	2	2	2	0	2	386	266	311	114	691	+4
Nancy Margaret Russo	487	287	117	404	2	0	2	0	3	3	452	178	185	76	439	+48
Shirley Strickland Saffold	774	283	141	424	3	8	11	0	2	2	427	293	308	170	771	+3
Brendan J. Sheehan	624	291	130	421	3	13	16	3	0	3	469	260	195	121	576	+48
Ronald Suster	860	283	136	419	0	1	1	0	1	1	412	313	331	223	867	-7
John D. Sutula	892	288	130	418	1	3	4	1	1	2	428	325	372	185	882	+10
Kathleen Ann Sutula	612	290	117	407	3	0	3	0	1	1	387	222	272	138	632	-20
Joan Synenberg	787	277	130	407	0	7	7	0	4	4	417	335	326	116	777	+10
Steven J. Terry	843	295	128	423	2	4	6	0	5	5	400	328	332	206	866	-23
José A. Villanueva	792	275	120	395	2	4	6	0	5	5	462	308	350	67	725	+67
TOTALS	23850	9521	3910	13431	38	95	133	17	72	89	13030	10016	9851	4384	24251	-401

Corrections/Adjustments

CUYAHOGA COUNTY COMMON PLEAS COURT

Corrections / Adjustments

There was a minor error in the *New Marsh. Of Lien/Quite Title/Partition Case Filings by Month, Total New Judicial Foreclosure Filings by Month for Year 2010 and Total New Judicial Foreclosure Filings 1996-2010* for the month of January 2010.

The following charts reflect the **original** and **corrected** numbers.

