



CUYAHOGA COUNTY COMMON PLEAS COURT

***Statistics Report
July 2010***

***Nancy A. Fuerst
Administrative and Presiding Judge***

CUYAHOGA COUNTY COMMON PLEAS COURT

TABLE OF CONTENTS

Criminal Statistics

Newly Filed, Re-Activated And Transferred In Cases _____	4
Yearly Criminal Terminations _____	5
Pending Criminal Cases End of Period _____	6
Clearance Rate _____	7
Arrest to Disposition Timeline _____	8
Average Arrest to Disposition Timeline (Jail Cases) _____	9
Average Arrest to Disposition Timeline (Non-Jail Cases) _____	10
Average Arrest to Disposition Timeline (Jail and Non-Jail Cases) _____	11
Yearly Average Arrest to Disposition Timeline _____	12
Indictments and Informations Filed With the Clerk of Courts _____	13
Bail Case Arraignment Activity _____	14
Overall Arraignment Statistics _____	15

Foreclosure Statistics

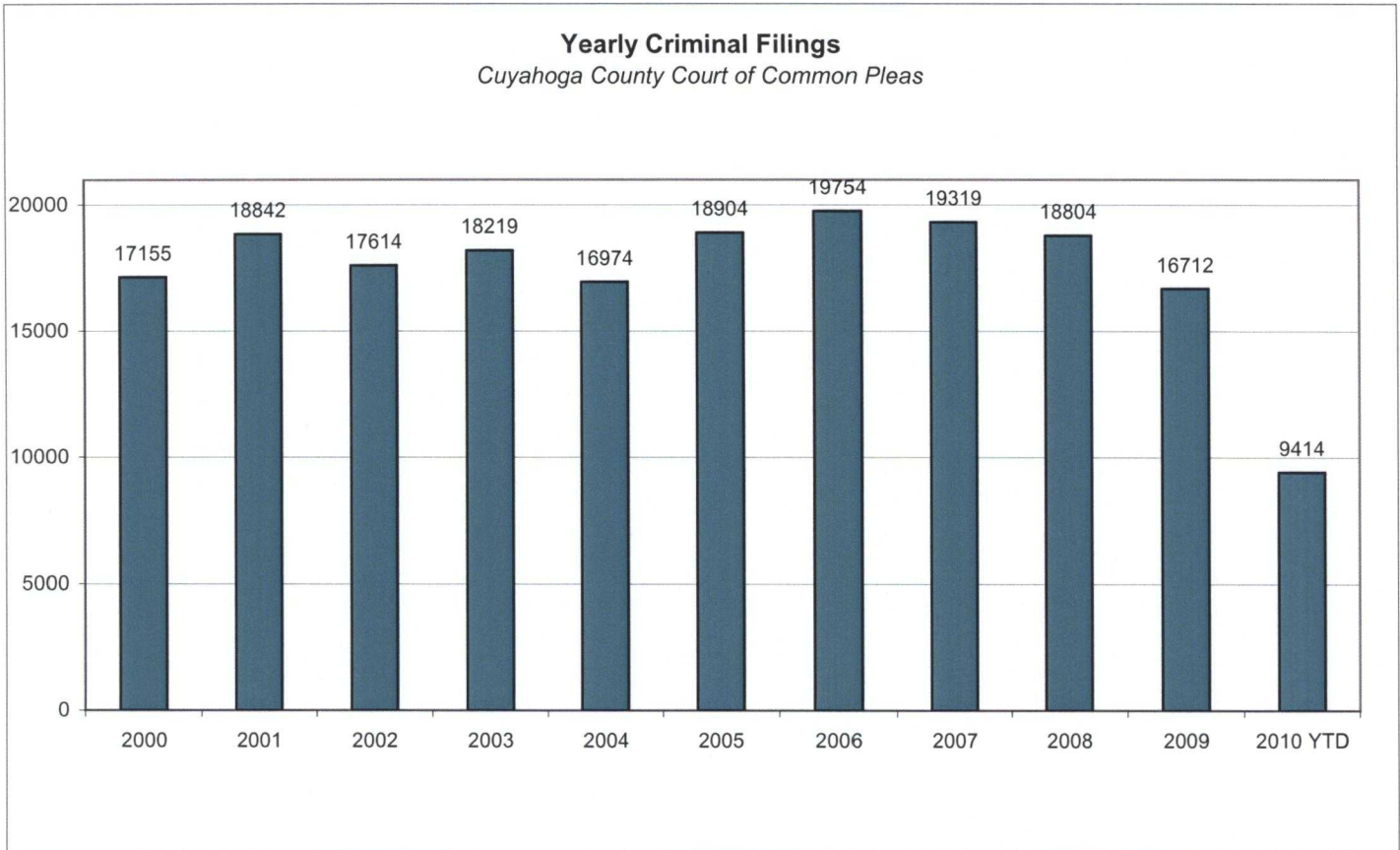
Total Pending Judicial Foreclosure Cases Referred to Magistrates (A) _____	17
Total Pending Judicial Foreclosure Cases Referred to Magistrates (B) _____	18
Total Pending Judicial Foreclosure Cases Referred to Magistrates (C) _____	19
Total Pending Tax Lien & Certificate Cases Referred to Magistrates (A) _____	20
Total Pending Tax Lien & Certificate Cases Referred to Magistrates (B) _____	21
Total Pending Tax Lien & Certificate Cases Referred to Magistrates (C) _____	22
Percentage of Pending Judicial Foreclosure Cases By Filing Year _____	23
Judicial Foreclosure Clearance Rate Year 2008 _____	24
Judicial Foreclosure Clearance Rate Year 2009 _____	25
Judicial Foreclosure Clearance Rate Year 2010 _____	26
Avg. Number of Days to Disp. (Excl. Bank. Stays & Tax Lien & Tax Cert.) _____	27
Avg. Number of Days to Disp. (Excl. Bank. Stays & Incl. Tax Lien & Tax Cert.) _____	28
Total New Judicial Foreclosure Filings _____	29
New Marsh. of Lien/Quiet Title/Partition Filings by Month for 2008 – 2010 YTD _____	30
New Tax Lien & Certificate Filings by Month for Year 2008 – 2010 YTD _____	31
Total New Judicial Foreclosure Filings by Month for Year 2008 – 2010 YTD _____	32
Magistrate's Monthly Reports _____	33
Report CMSR1062 - Judicial Foreclosure Statistics by Judge _____	41
Monthly Summary _____	47
Year to Date Summary _____	49
Corrections / Adjustments _____	52

Criminal Case Statistics

CUYAHOGA COUNTY COMMON PLEAS COURT

Newly Filed, Re-Activated And Transferred In Cases

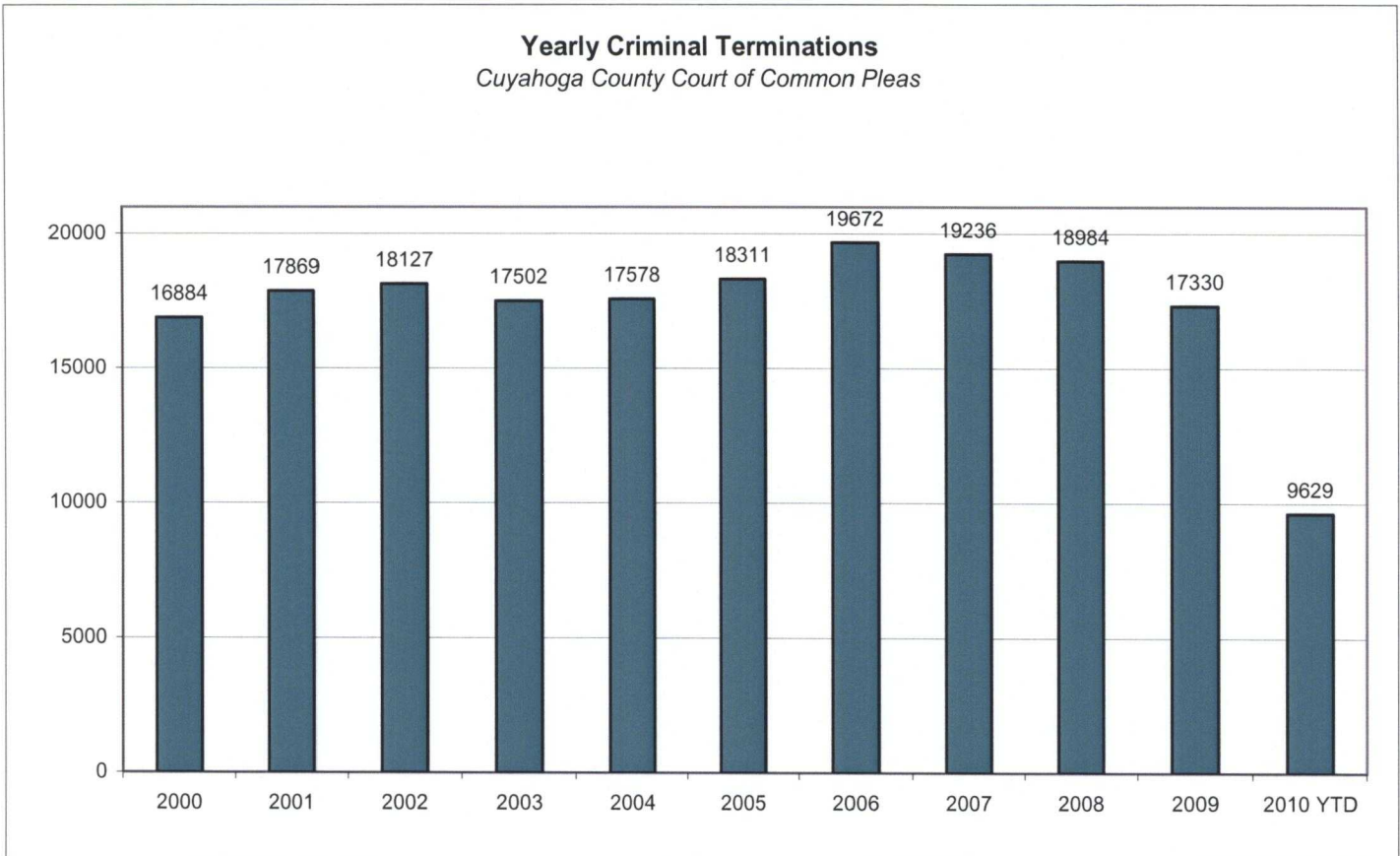
The following chart is a representation of all newly filed cases in Cuyahoga County Court of Common Pleas from 2000 – July 2010. Newly filed cases are defined as having been arraigned and assigned to a Judge. Cases that are re-activated are cases where a defendant was unavailable for trial but has now become ready to proceed. Transferred cases are moved from one Judge's docket to another. This could be due to re-assignment to a mental health Judge or after additional information indicates that by Court rule, the case should have been assigned to another Judge.



CUYAHOGA COUNTY COMMON PLEAS COURT

Yearly Criminal Terminations

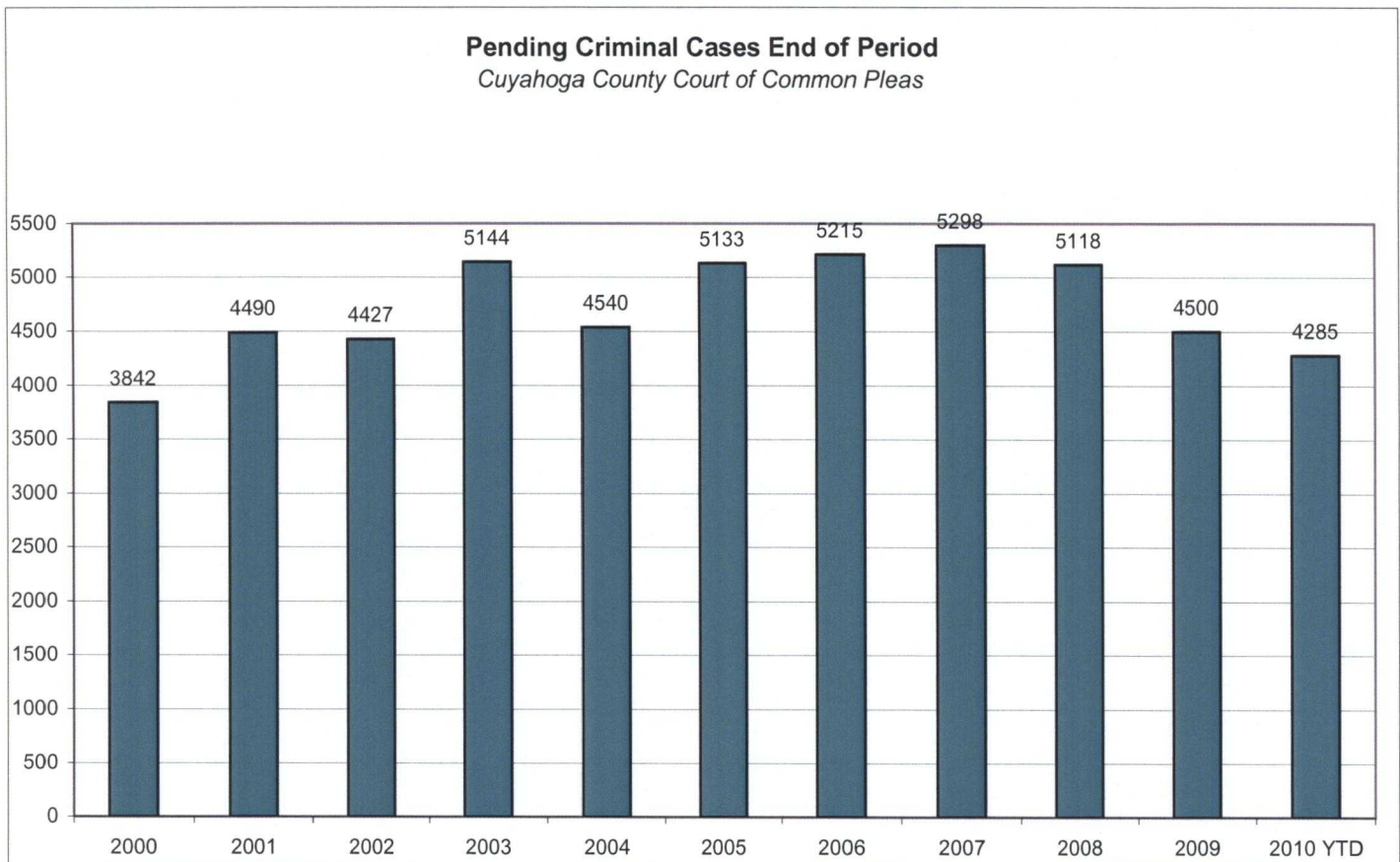
The following chart represents the cases that have been terminated by the Court from 2000 – July 2010. These are all cases that have been terminated by trial, plea or dismissal. Also cases where a defendant has become unavailable for trial or sentencing are reported as terminated.



CUYAHOGA COUNTY COMMON PLEAS COURT

Pending Criminal Cases End of Period

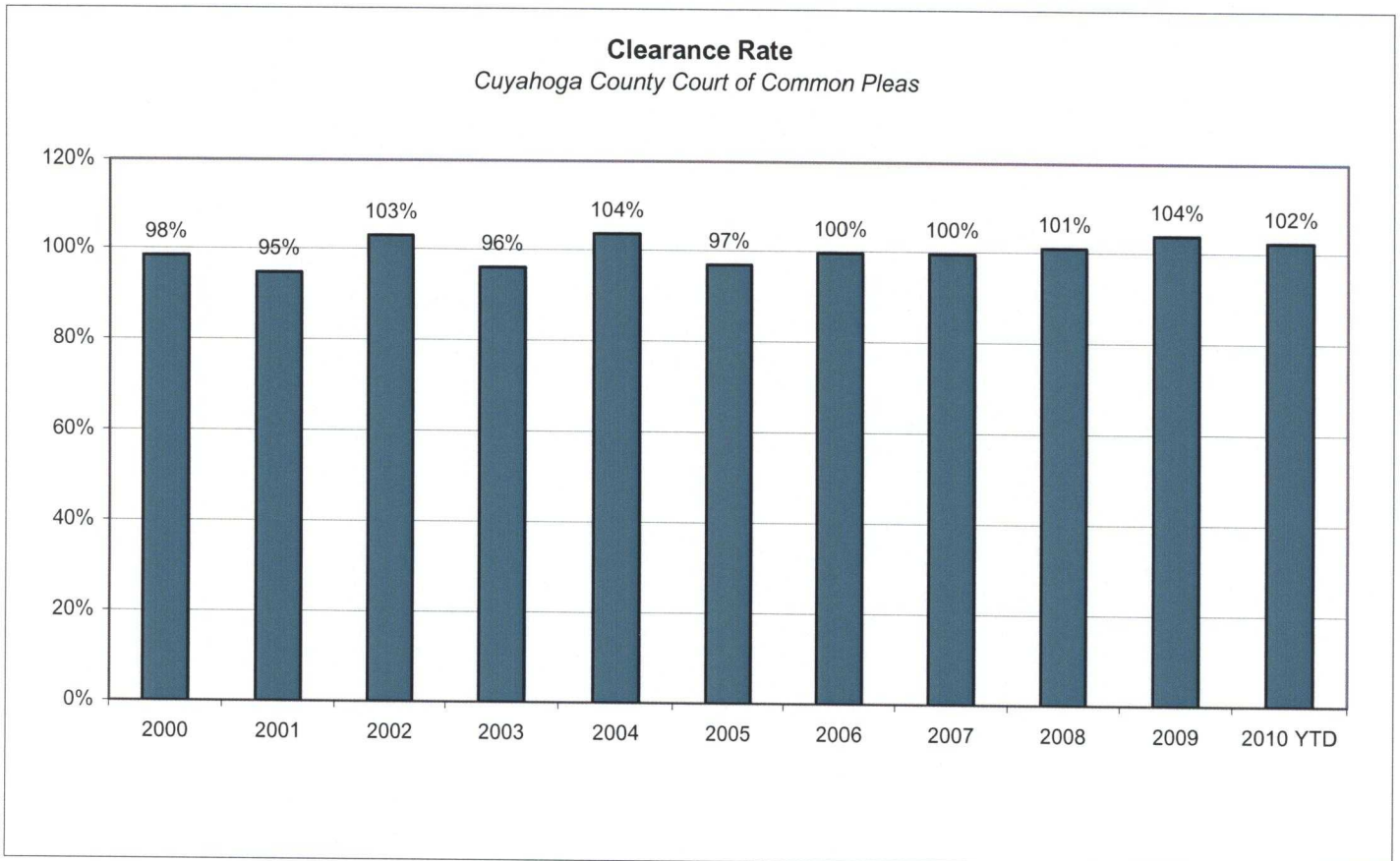
The following chart represents the total number of cases pending at the end of the reporting period from 2000 – July 2010. Taking the total number of cases pending at the beginning of the period, adding all newly filed, re-activated and transferred in cases arrives at the total pending value. The total number of cases that have been terminated in the period are then subtracted from the total pending to give the value pending at the end of the period.



CUYAHOGA COUNTY COMMON PLEAS COURT

Clearance Rate

The Clearance Rate is the number of outgoing cases as a percentage of the number of incoming cases. Clearance rate measures whether the court is keeping up with its incoming caseload. If cases are not disposed in a timely manner, a backlog of cases awaiting disposition will grow. A Clearance Rate of 100% indicates that at least as many cases as have been filed, reopened, or reactivated in a period have been disposed.



CUYAHOGA COUNTY COMMON PLEAS COURT

Arrest to Disposition Timeline

Arrest to disposition timeline is a method to measure how felony cases flow through the Cuyahoga County Criminal Justice System. By capturing how long a case takes to move from stage to stage, we can examine where problems may exist and where potential improvements in case processing can be made.

The source data was extracted from the Cuyahoga County Court of Common Pleas Case Management System. The overall population of sample data was based on cases terminated in a given month excluding cases that have gone through diversion programs. A case is defined as a defendant and all charges involved in a single incident. The time period for the extracted data is from July 2010.

The stages examined were:

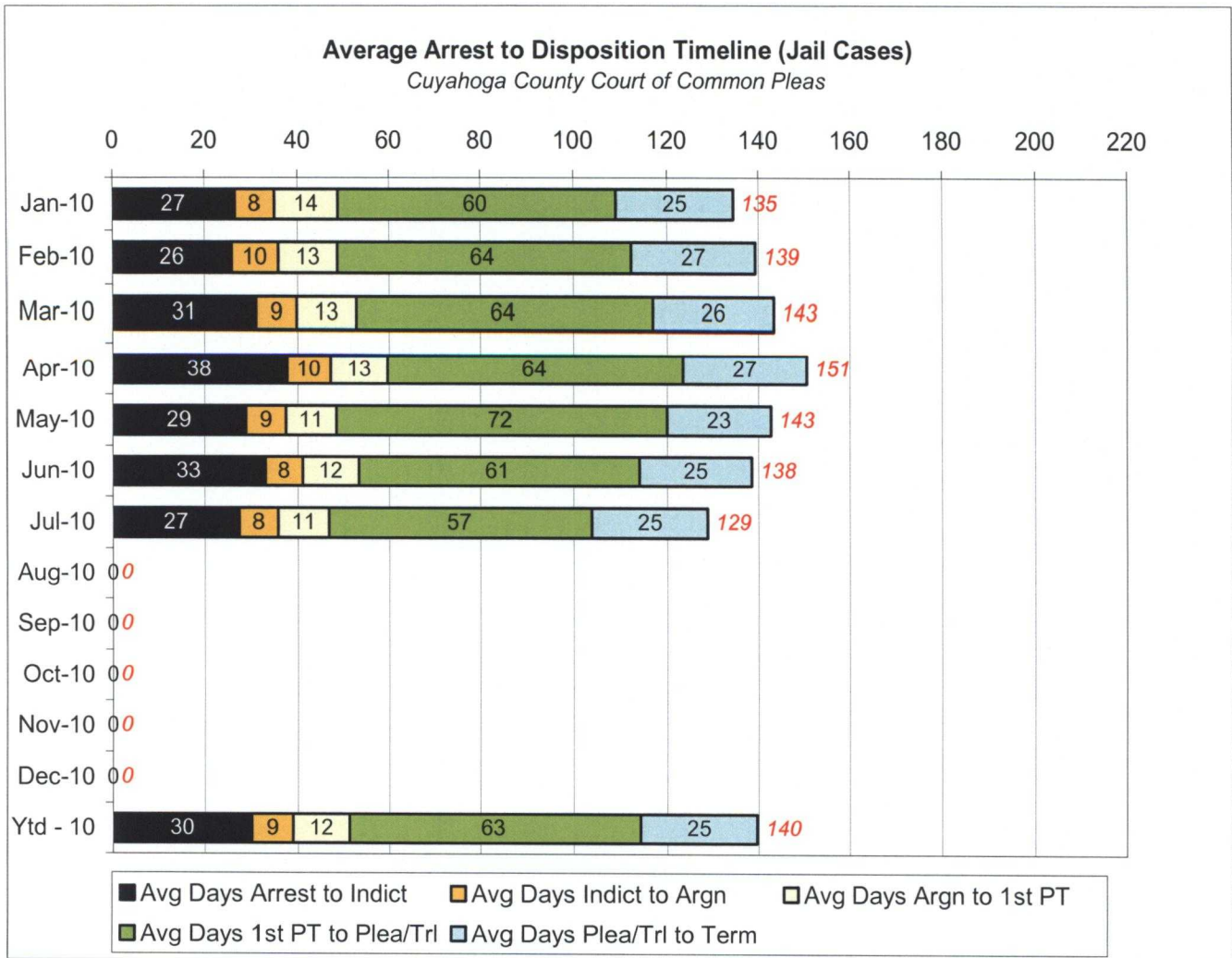
Arrest to Indictment
Indictment to Arraignment
Arraignment to 1st Pre-Trial
1st Pre-Trial to Plea/Trial
Plea/Trial to Termination

Due to the fact that each case may or may not have all of the stage date elements, a method to arrive at stage averages was applied. For a case to be included in the average for a stage there would need to be both dates for the given stage. A case would be included in the Arrest to Indictment stage if both arrest date and indictment date were available. This method was applied to each of the five stages. Next we calculated the total number of cases that met the date criteria for each of the ranges and also the total number of days between each date. To arrive at an average, the total number of days for each case in each range was calculated and divided by the total number of cases that met the date criteria. If a case had a time period or periods where the defendant was capiased or referred to the Psych Clinic, that amount of time was subtracted from the appropriate range. For re-indicted cases, the original arrest date is used.

The following three charts are for Jail, Non-Jail and combined Jail and Non-Jail cases. Jail and Non-Jail cases are defined by the status of the defendant at arraignment.

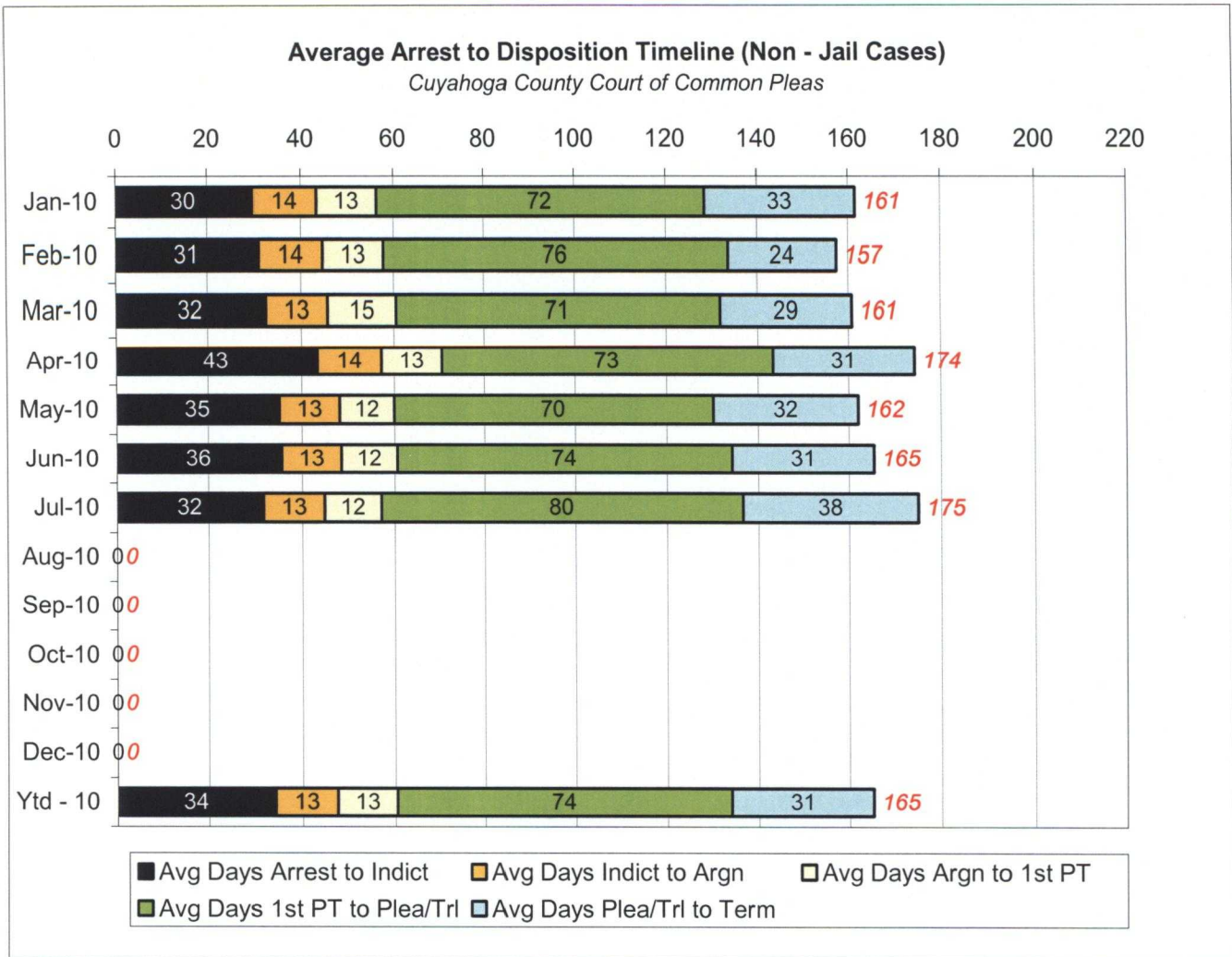
CUYAHOGA COUNTY COMMON PLEAS COURT

Average Arrest to Disposition Timeline (Jail Cases)



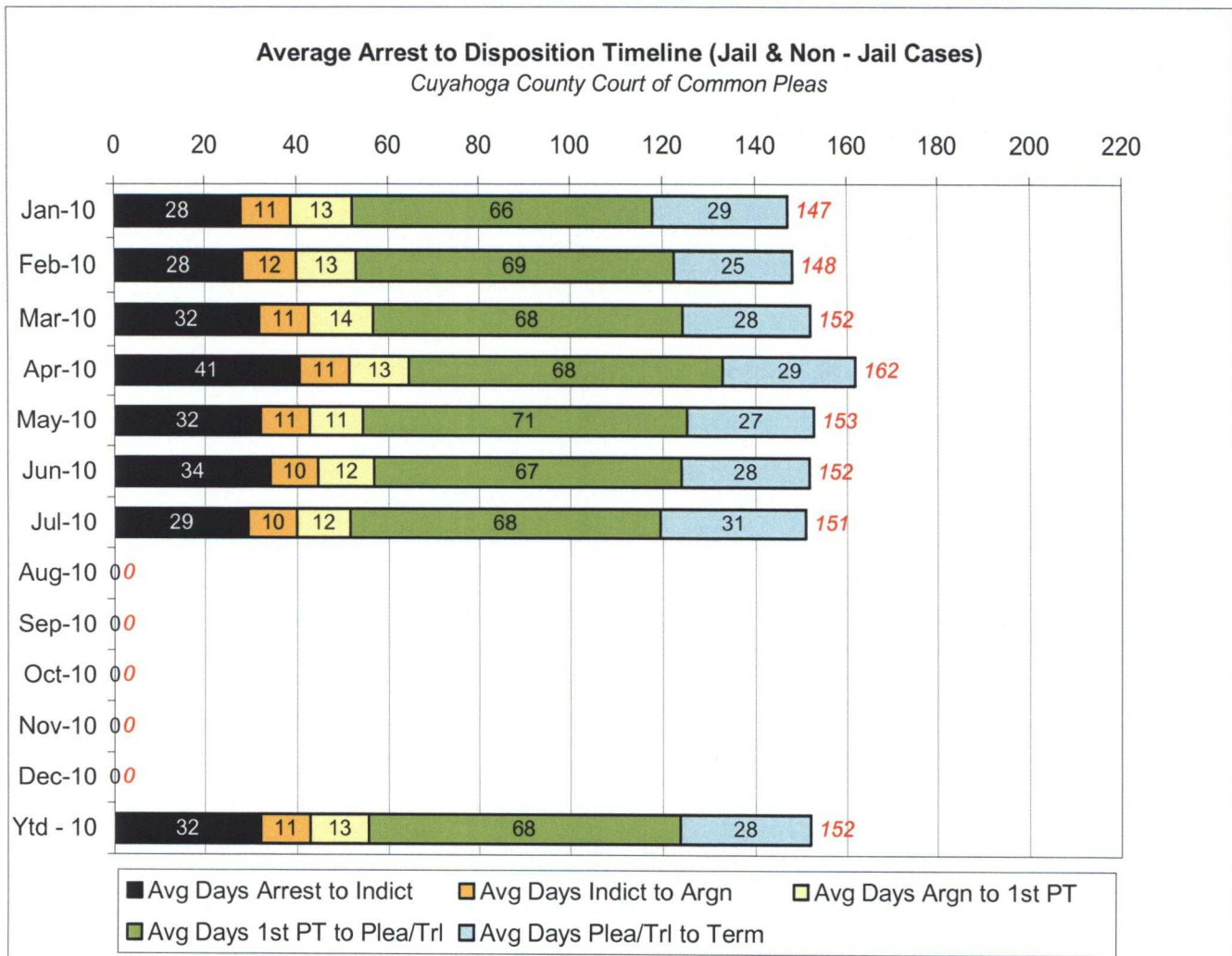
CUYAHOGA COUNTY COMMON PLEAS COURT

Average Arrest to Disposition Timeline (Non-Jail Cases)



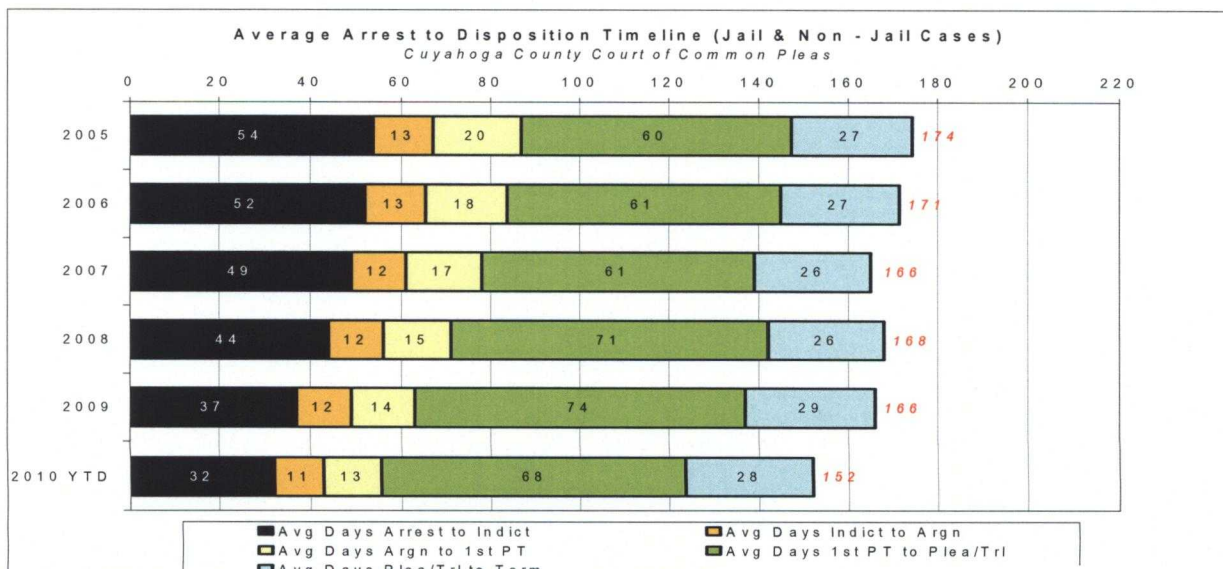
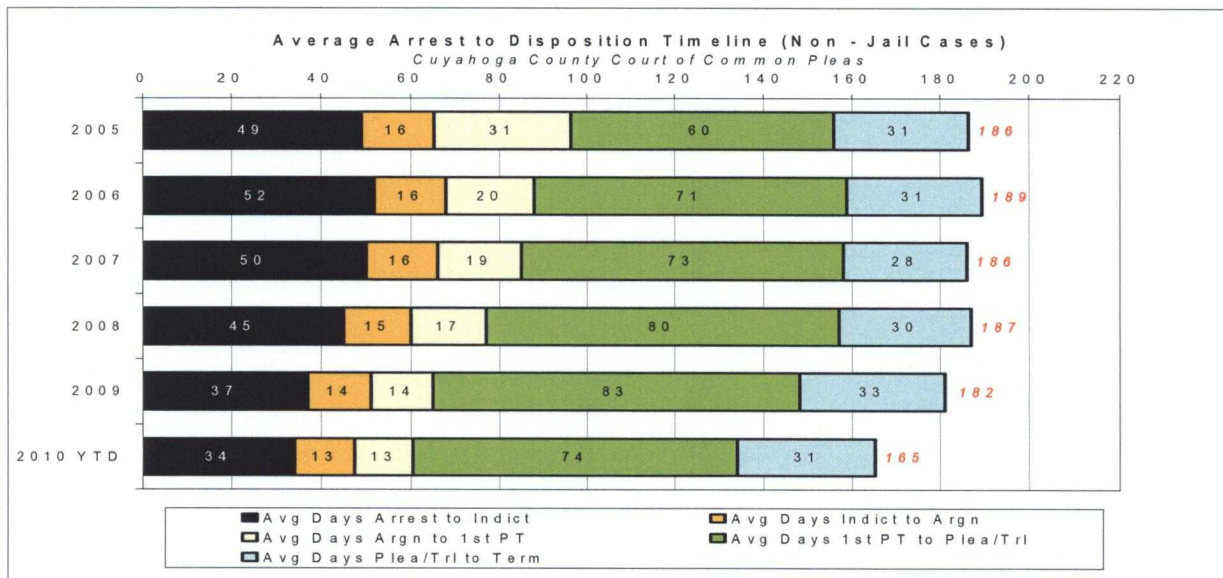
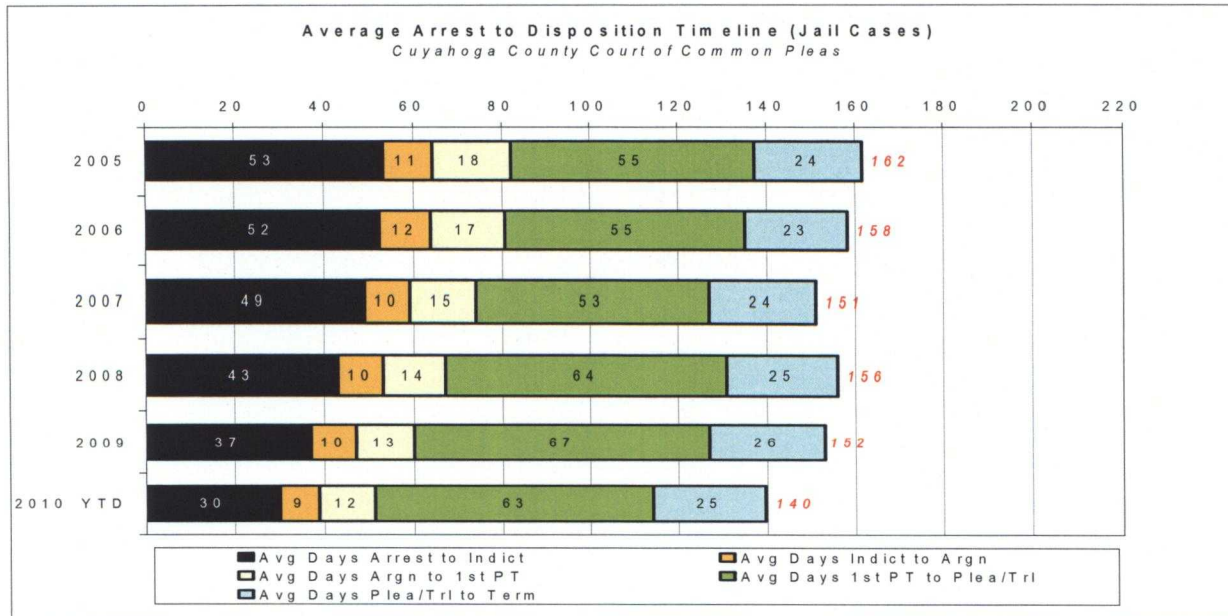
CUYAHOGA COUNTY COMMON PLEAS COURT

Average Arrest to Disposition Timeline (Jail and Non-Jail Cases)



CUYAHOGA COUNTY COMMON PLEAS COURT

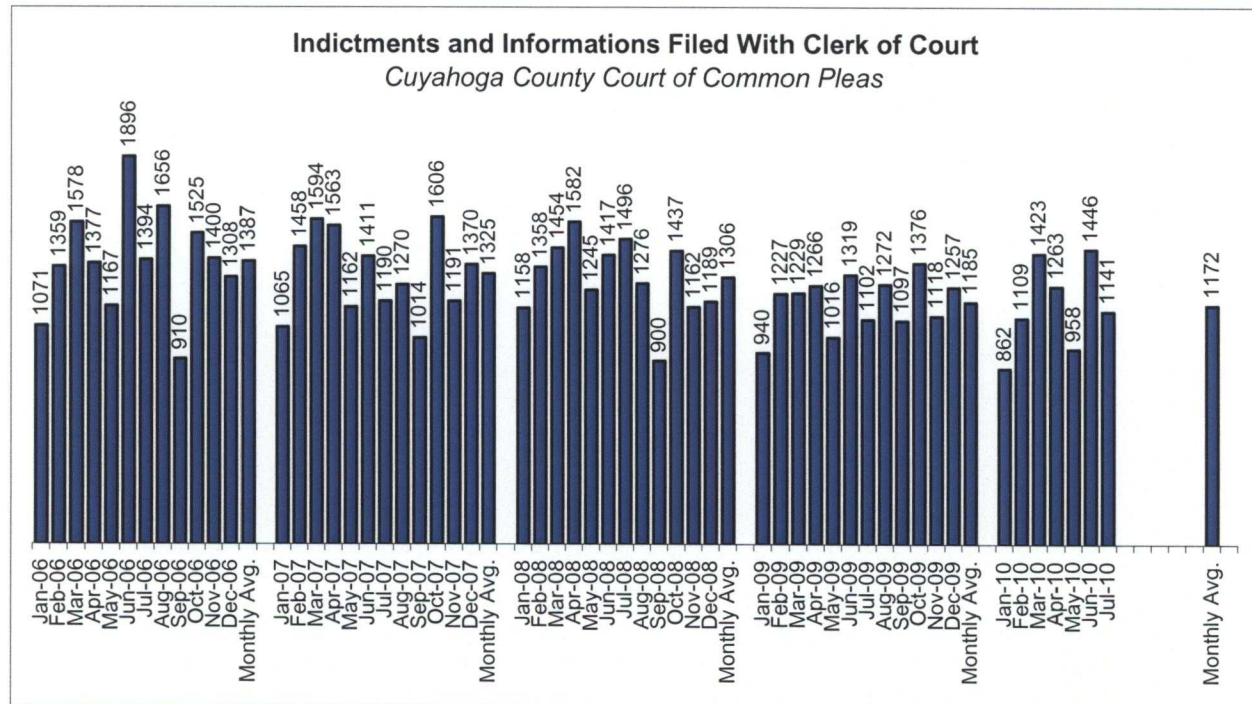
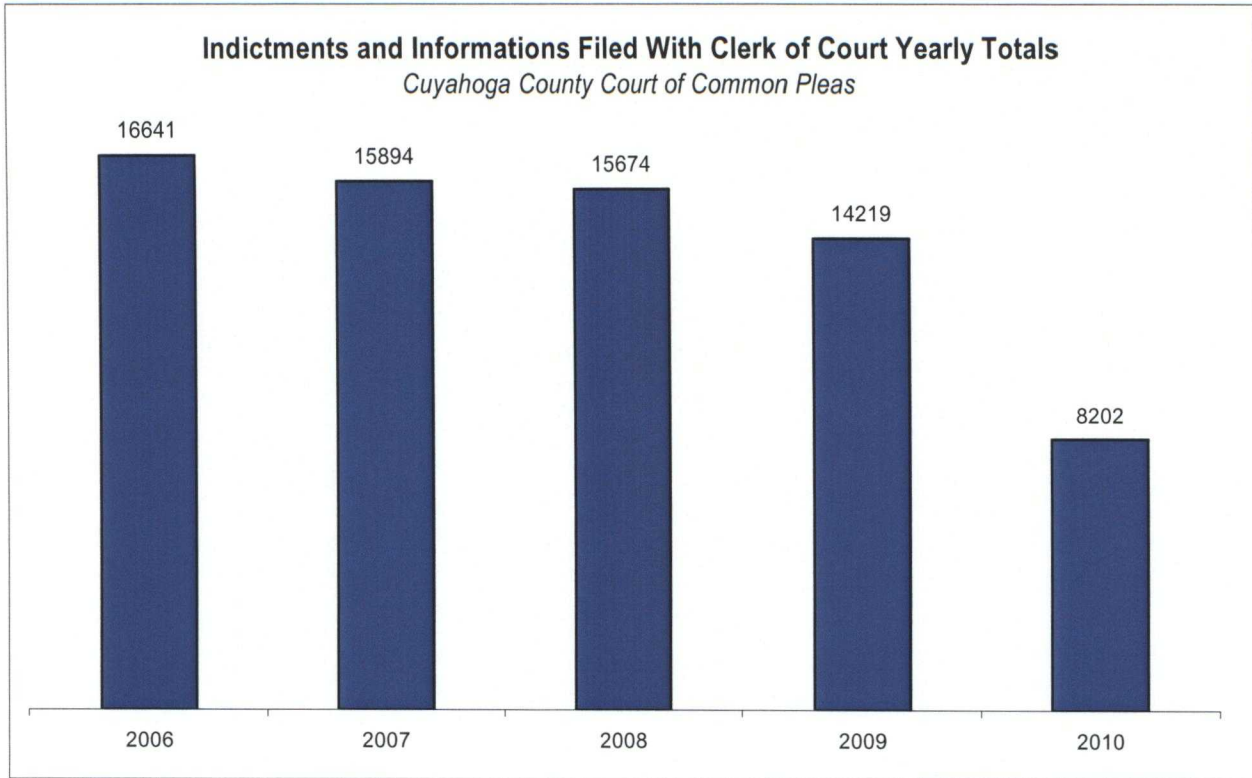
Yearly Average Arrest to Disposition Timeline



CUYAHOGA COUNTY COMMON PLEAS COURT

Indictments and Informations Filed With the Clerk of Courts

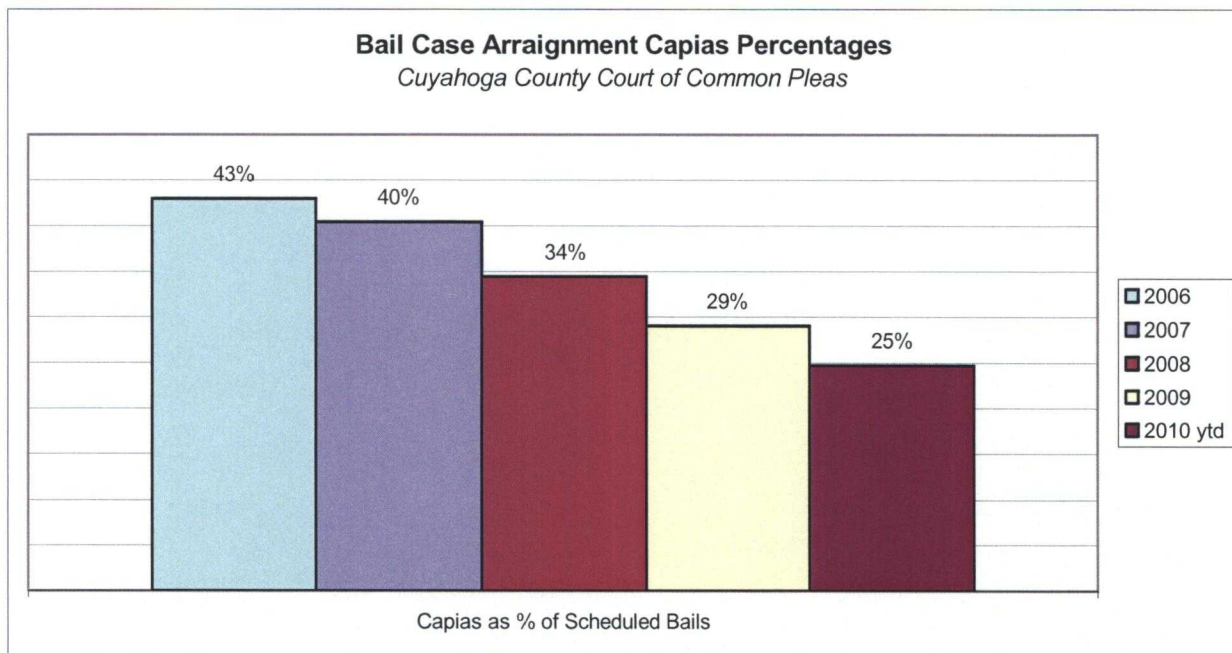
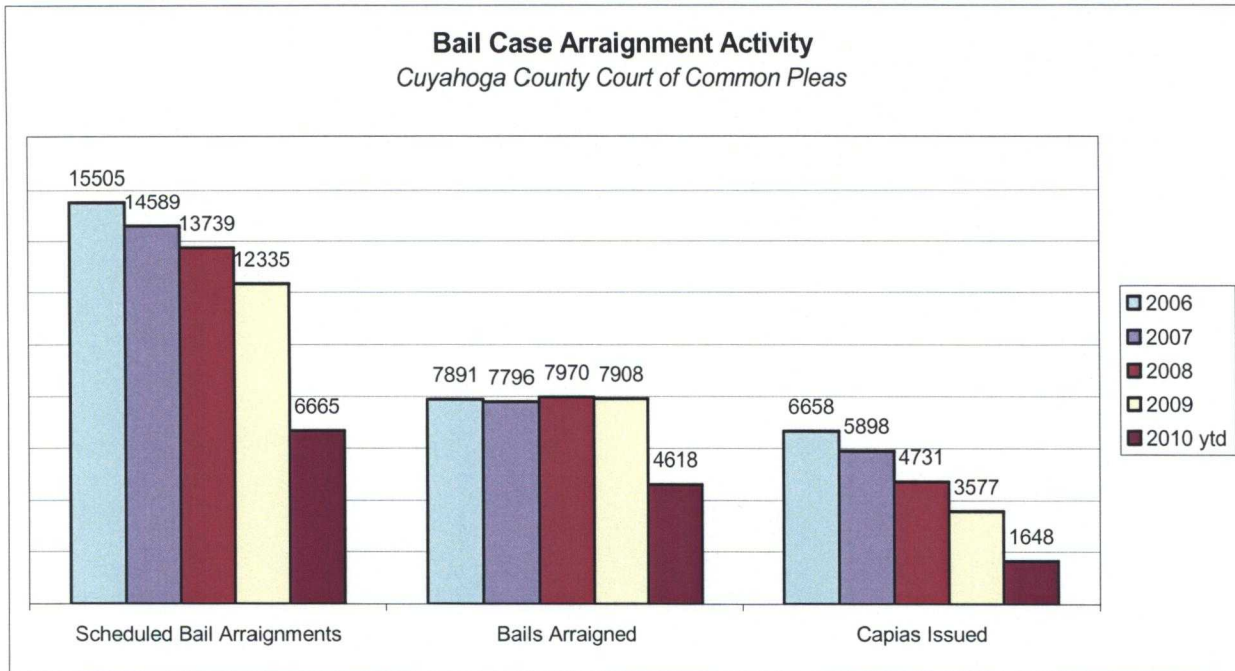
The following charts are reflective of Indictments and Informations filed with the Criminal Clerk of Courts from 2006. The source for this information was the Criminal Clerk's Office.



CUYAHOGA COUNTY COMMON PLEAS COURT

Bail Case Arraignment Activity

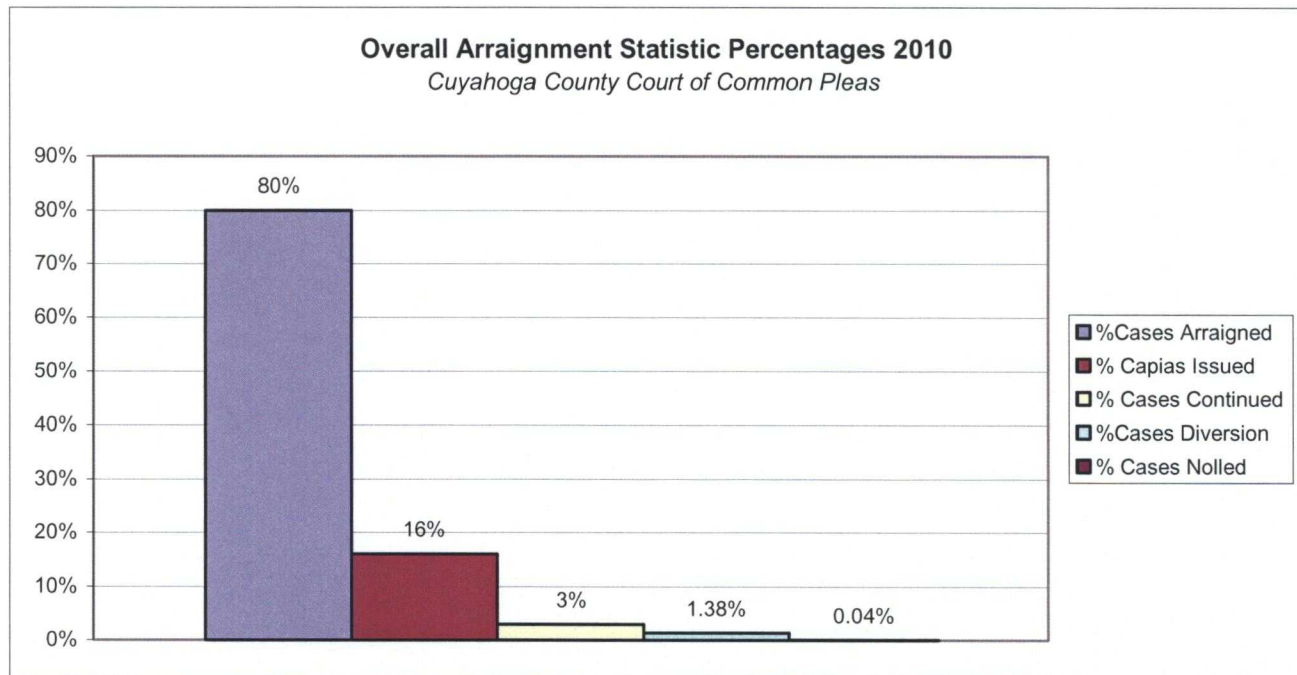
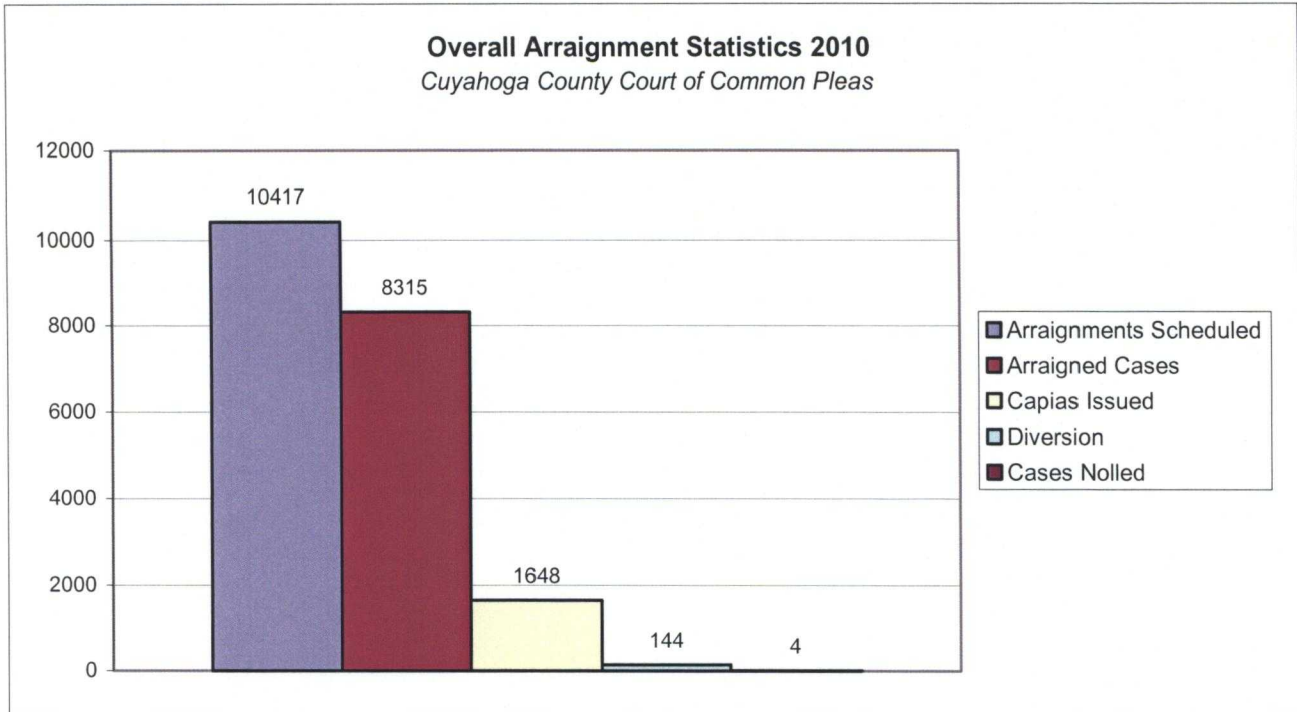
The following charts are reflective of arraignment activity where the defendant was not incarcerated at the time of arraignment. The source for this information was the Criminal Records Department.



CUYAHOGA COUNTY COMMON PLEAS COURT

Overall Arraignment Statistics

The arraignment statistics were provided by the Criminal Records Department. They are provided to give a representation of arraignment activity in the Court in 2010. These statistics include jail and non – jail arraignments.



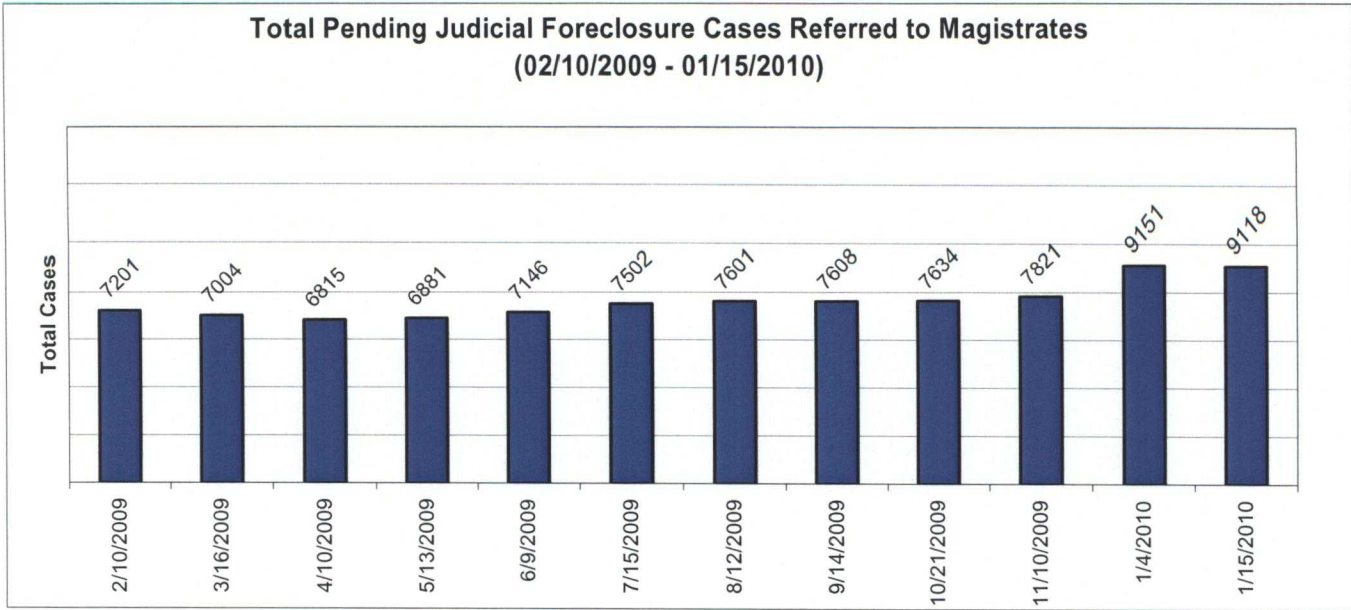
Judicial Foreclosure Statistics¹

¹ For clarification purposes, Foreclosure cases in this report are identified as Judicial Foreclosure filings (filing codes 1460 (Foreclosure Marsh. Of Lien), 1465 (Tax Lien), 1466 (Tax Certificate), 1470 (Quiet Title), and 1480 (Partition)). These cases are different from Board of Revision Foreclosures, which are not reported here.

CUYAHOGA COUNTY COMMON PLEAS COURT

Total Pending Judicial Foreclosure Cases Referred to Magistrates (B)

The following chart is a display of the total number of pending Judicial Foreclosure cases referred to the Magistrates on specific dates. The table below shows the number of these cases pending from each year since 1990.

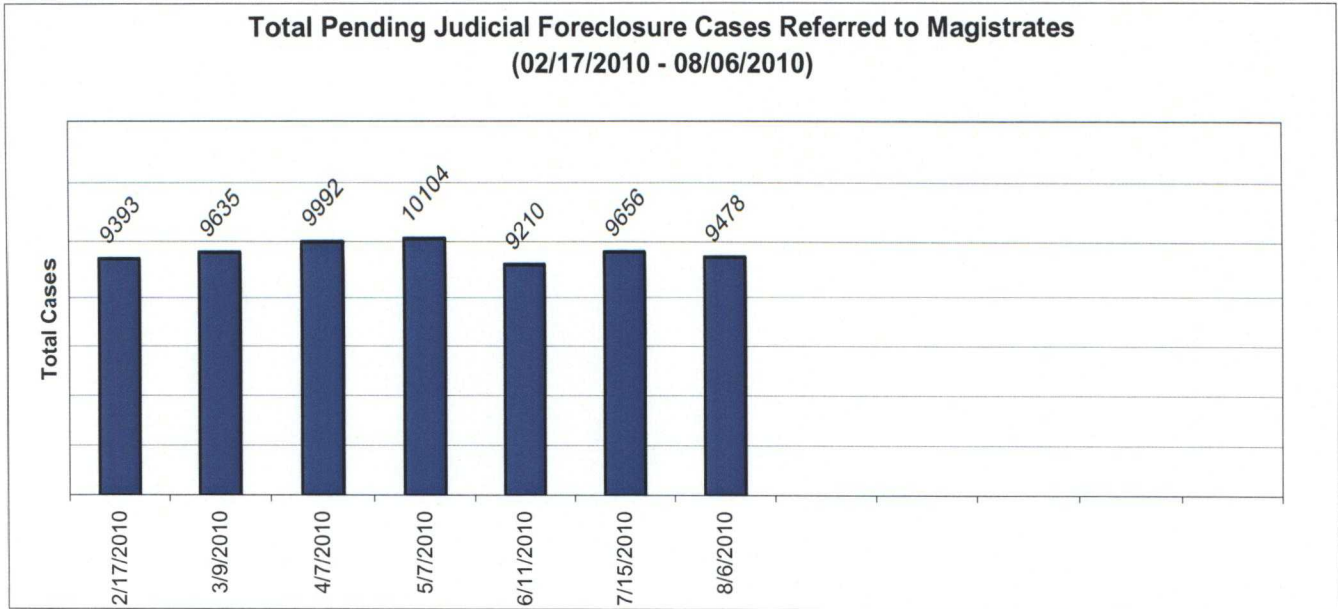


Year	As of:	2/10/2009	3/16/2009	4/10/2009	5/13/2009	6/9/2009	7/15/2009	8/12/2009	9/14/2009	10/21/2009	11/10/2009	1/4/2010	1/15/2010
1990		0	0	0	0	0	0	0	0	0	0	0	0
1991		0	0	0	0	0	0	0	0	0	0	0	0
1992		0	0	0	0	0	0	0	0	0	0	0	0
1993		0	0	0	0	0	0	0	0	0	0	0	0
1994		0	0	0	0	0	0	0	0	0	0	0	0
1995		0	0	0	0	0	0	0	0	0	0	0	0
1996		0	0	0	0	0	0	0	0	0	0	0	0
1997		0	0	0	0	0	0	0	0	0	0	0	0
1998		0	0	0	1	0	0	0	0	0	0	0	0
1999		0	0	0	0	0	0	0	0	0	0	0	0
2000		2	2	2	2	2	2	3	2	2	3	2	2
2001		2	1	1	1	1	1	1	1	1	1	1	1
2002		3	2	3	3	3	3	1	1	1	1	1	1
2003		10	12	14	11	11	11	11	9	8	8	8	7
2004		20	16	15	16	16	16	15	15	15	14	13	13
2005		22	19	20	19	18	16	16	16	16	12	13	13
2006		106	90	84	65	62	56	49	42	30	27	25	25
2007		399	314	263	231	203	165	145	129	107	98	88	80
2008		5533	4356	3585	2980	2510	2030	1719	1439	1162	1009	776	720
2009		1104	2192	2828	3552	4320	5202	5641	5954	6292	6648	8224	7933
2010													323
Total		7201	7004	6815	6881	7146	7502	7601	7608	7634	7821	9151	9118

CUYAHOGA COUNTY COMMON PLEAS COURT

Total Pending Judicial Foreclosure Cases Referred to Magistrates (C)

The following chart is a display of the total number of pending Judicial Foreclosure cases referred to the Magistrates on specific dates. The table below shows the number of these cases pending from each year since 1990.




	As of:	2/17/2010	3/9/2010	4/7/2010	5/7/2010	6/11/2010	7/15/2010	8/6/2010						
Year														
1990		0	0	0	0	0	0	0						
1991		0	0	0	0	0	0	0						
1992		0	0	0	0	0	0	0						
1993		0	0	0	0	0	0	0						
1994		0	0	0	0	0	0	0						
1995		0	0	0	0	0	0	0						
1996		0	0	0	0	0	0	0						
1997		0	0	0	0	0	0	0						
1998		0	0	0	0	0	0	0						
1999		0	0	0	0	0	0	0						
2000		3	3	3	2	2	1	1						
2001		1	1	1	0	0	0	1						
2002		1	0	1	1	1	1	1						
2003		6	7	7	8	8	8	6						
2004		11	12	11	13	11	10	8						
2005		12	13	15	11	9	12	11						
2006		23	22	16	15	13	17	12						
2007		69	65	63	64	61	50	47						
2008		585	511	442	356	308	262	250						
2009		7064	6478	5811	5137	4070	3424	2990						
2010		1618	2523	3622	4497	4727	5871	6151						
Total		9393	9635	9992	10104	9210	9656	9478						

CUYAHOGA COUNTY COMMON PLEAS COURT

Total Pending Tax Lien & Certificate Cases Referred to Magistrates (A)

The following chart is a display of the number of pending tax Judicial Foreclosure cases referred to the Magistrates on specific dates. The table below shows the number of pending tax Judicial Foreclosure cases in each year since 1990.

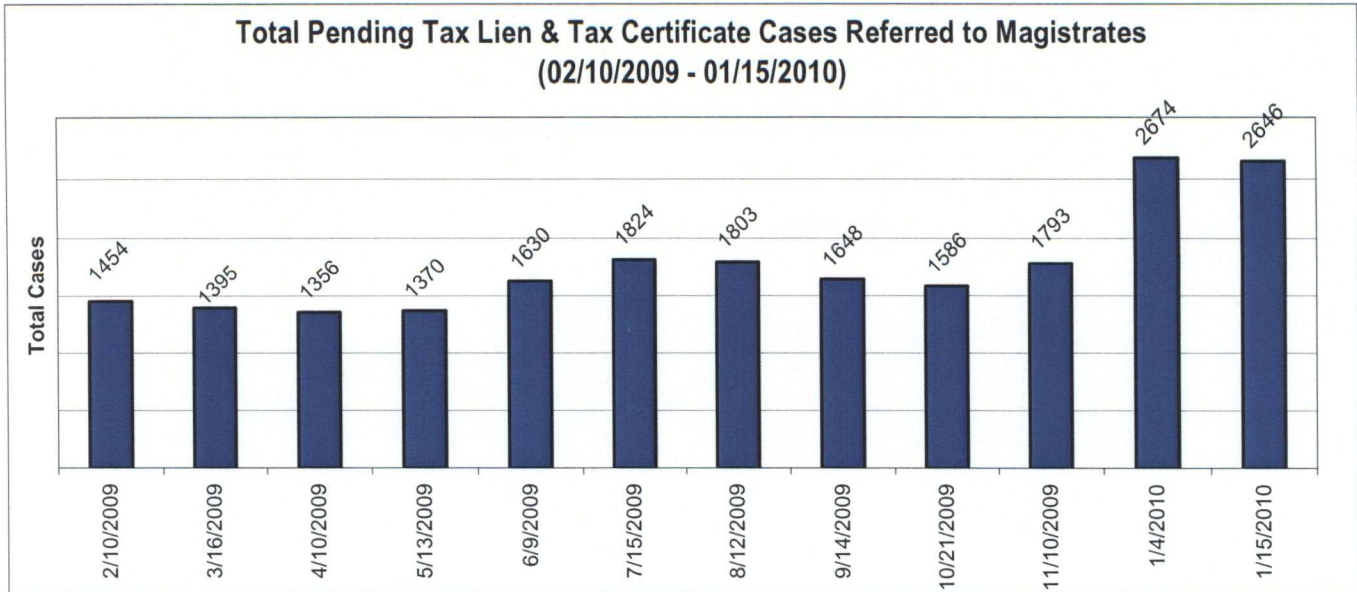


	As of:	2/12/2008	3/17/2008	4/10/2008	5/12/2008	6/16/2008	7/18/2008	8/13/2008	9/19/2008	10/14/2008	11/14/2008	12/8/2008	1/15/2009
Year													
1990		0	0	0	0	0	0	0	0	0	0	0	0
1991		0	0	0	0	0	0	0	0	0	0	0	0
1992		0	0	0	0	0	0	0	0	0	0	0	0
1993		0	0	0	0	0	0	0	0	0	0	0	0
1994		0	0	0	0	0	0	0	0	0	0	0	0
1995		0	0	0	0	0	0	0	0	0	0	0	0
1996		0	0	0	0	0	0	0	0	0	0	0	0
1997		0	0	0	0	0	0	0	0	0	0	0	0
1998		0	0	0	0	0	0	0	0	0	0	0	0
1999		0	0	0	0	0	0	0	0	0	0	0	0
2000		0	0	0	0	0	0	0	0	0	1	1	1
2001		5	4	4	4	4	4	4	3	4	3	3	2
2002		23	12	11	10	9	7	6	4	3	2	5	0
2003		26	17	14	13	8	5	3	1	0	0	0	1
2004		69	51	44	39	26	24	21	14	9	8	5	5
2005		159	104	87	73	52	42	35	22	17	10	10	9
2006		344	274	219	175	136	118	95	70	60	52	50	39
2007		791	654	532	424	350	304	262	211	193	150	131	88
2008		95	127	213	262	306	381	424	401	408	641	819	1305
Total		1512	1243	1124	1000	891	885	850	726	694	867	1024	1450

CUYAHOGA COUNTY COMMON PLEAS COURT

Total Pending Tax Lien & Certificate Cases Referred to Magistrates (B)

The following chart is a display of the number of pending tax Judicial Foreclosure cases referred to the Magistrates on specific dates. The table below shows the number of pending tax Judicial Foreclosure cases in each year since 1990.




Year	As of:	2/10/2009	3/16/2009	4/10/2009	5/13/2009	6/9/2009	7/15/2009	8/12/2009	9/14/2009	10/21/2009	11/10/2009	1/4/2010	1/15/2010
1990		0	0	0	0	0	0	0	0	0	0	0	0
1991		0	0	0	0	0	0	0	0	0	0	0	0
1992		0	0	0	0	0	0	0	0	0	0	0	0
1993		0	0	0	0	0	0	0	0	0	0	0	0
1994		0	0	0	0	0	0	0	0	0	0	0	0
1995		0	0	0	0	0	0	0	0	0	0	0	0
1996		0	0	0	0	0	0	0	0	0	0	0	0
1997		0	0	0	0	0	0	0	0	0	0	0	0
1998		0	0	0	0	0	0	0	0	0	0	0	0
1999		0	0	0	0	0	0	0	0	0	0	0	0
2000		1	1	1	1	1	1	1	1	1	1	1	1
2001		2	1	1	1	1	1	1	1	1	1	1	1
2002		0	0	0	0	0	0	0	0	0	0	0	0
2003		1	2	2	1	1	1	1	1	1	1	1	1
2004		4	3	3	3	3	3	4	4	4	4	4	4
2005		8	4	3	3	3	3	3	2	2	2	2	2
2006		35	29	24	19	19	18	14	12	9	6	5	4
2007		77	60	45	39	36	30	24	23	16	14	13	13
2008		1244	1118	1027	922	839	697	586	464	369	318	251	228
2009		82	177	250	381	727	1070	1169	1140	1183	1446	2396	2369
2010													23
Total		1454	1395	1356	1370	1630	1824	1803	1648	1586	1793	2674	2646

CUYAHOGA COUNTY COMMON PLEAS COURT

Total Pending Tax Lien & Certificate Cases Referred to Magistrates (C)

The following chart is a display of the number of pending tax Judicial Foreclosure cases referred to the Magistrates on specific dates. The table below shows the number of pending tax Judicial Foreclosure cases in each year since 1990.

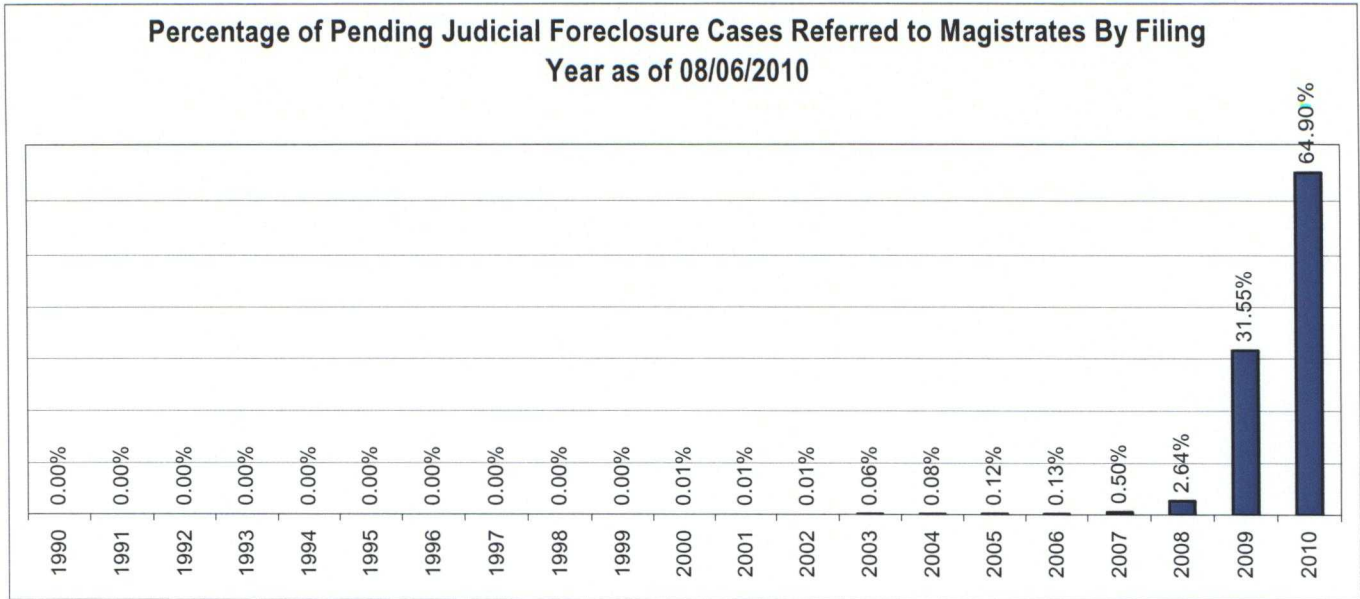


	As of:	2/17/2010	3/9/2010	4/7/2010	5/7/2010	6/11/2010	7/15/2010	8/6/2010						
Year														
1990		0	0	0	0	0	0	0						
1991		0	0	0	0	0	0	0						
1992		0	0	0	0	0	0	0						
1993		0	0	0	0	0	0	0						
1994		0	0	0	0	0	0	0						
1995		0	0	0	0	0	0	0						
1996		0	0	0	0	0	0	0						
1997		0	0	0	0	0	0	0						
1998		0	0	0	0	0	0	0						
1999		0	0	0	0	0	0	0						
2000		1	1	1	1	1	1	1						
2001		1	1	1	0	0	0	0						
2002		0	0	0	1	0	0	0						
2003		1	1	1	1	1	1	1						
2004		4	3	3	3	3	3	3						
2005		2	2	2	2	1	2	2						
2006		3	3	3	4	2	4	4						
2007		12	10	10	11	10	8	8						
2008		186	156	133	107	91	82	77						
2009		2267	2145	2054	1924	1750	1558	1422						
2010		176	342	586	743	855	1041	1133						
Total		2653	2664	2794	2797	2714	2700	2651						

CUYAHOGA COUNTY COMMON PLEAS COURT

Percentage of Pending Judicial Foreclosure Cases By Filing Year

The following chart is a representation of the total number of pending Judicial Foreclosure cases by filing year expressed as a percentage on a specific date. The table below is the supporting data for this chart.

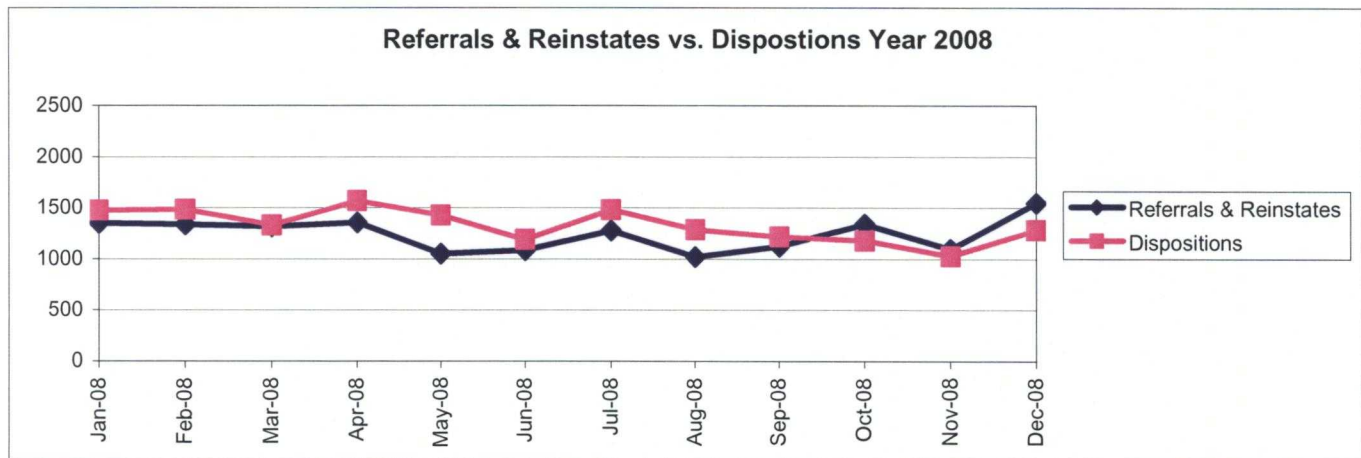


Year	As of:	8/6/2010	% of Total
1990		0	0.00%
1991		0	0.00%
1992		0	0.00%
1993		0	0.00%
1994		0	0.00%
1995		0	0.00%
1996		0	0.00%
1997		0	0.00%
1998		0	0.00%
1999		0	0.00%
2000		1	0.01%
2001		1	0.01%
2002		1	0.01%
2003		6	0.06%
2004		8	0.08%
2005		11	0.12%
2006		12	0.13%
2007		47	0.50%
2008		250	2.64%
2009		2990	31.55%
2010		6151	64.90%
Total		9478	100.00%

CUYAHOGA COUNTY COMMON PLEAS COURT

Judicial Foreclosure Clearance Rate Year 2008

The Clearance Rate is the number of outgoing cases as a percentage of the number of incoming cases. Clearance rate measures whether the court is keeping up with its incoming caseload. If cases are not disposed in a timely manner, a backlog of cases awaiting disposition will grow. A Clearance Rate of 100% indicates that at least as many cases as have been filed, reopened, or reactivated in a period have been disposed.

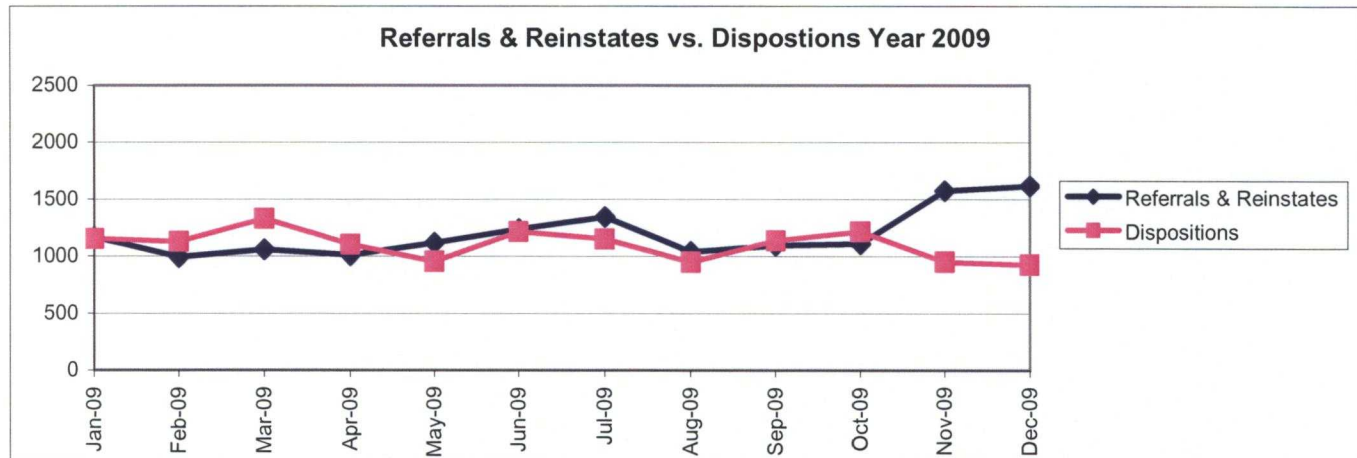


	Referrals & Reinstates	Dispositions	Clearance Rate
Jan-08	1346	1473	109%
Feb-08	1335	1483	111%
Mar-08	1317	1330	101%
Apr-08	1353	1567	116%
May-08	1048	1425	136%
Jun-08	1084	1188	110%
Jul-08	1276	1479	116%
Aug-08	1017	1283	126%
Sep-08	1121	1215	108%
Oct-08	1337	1177	88%
Nov-08	1093	1028	94%
Dec-08	1545	1282	83%
Avg	1239	1328	107%
Total	14872	15930	

CUYAHOGA COUNTY COMMON PLEAS COURT

Judicial Foreclosure Clearance Rate Year 2009

The Clearance Rate is the number of outgoing cases as a percentage of the number of incoming cases. Clearance rate measures whether the court is keeping up with its incoming caseload. If cases are not disposed in a timely manner, a backlog of cases awaiting disposition will grow. A Clearance Rate of 100% indicates that at least as many cases as have been filed, reopened, or reactivated in a period have been disposed.

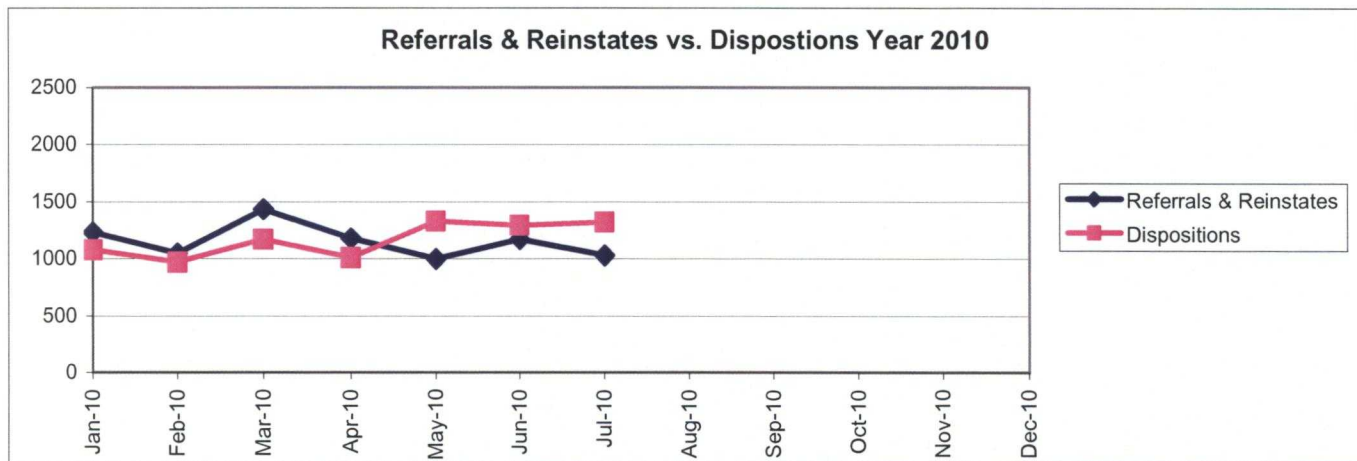
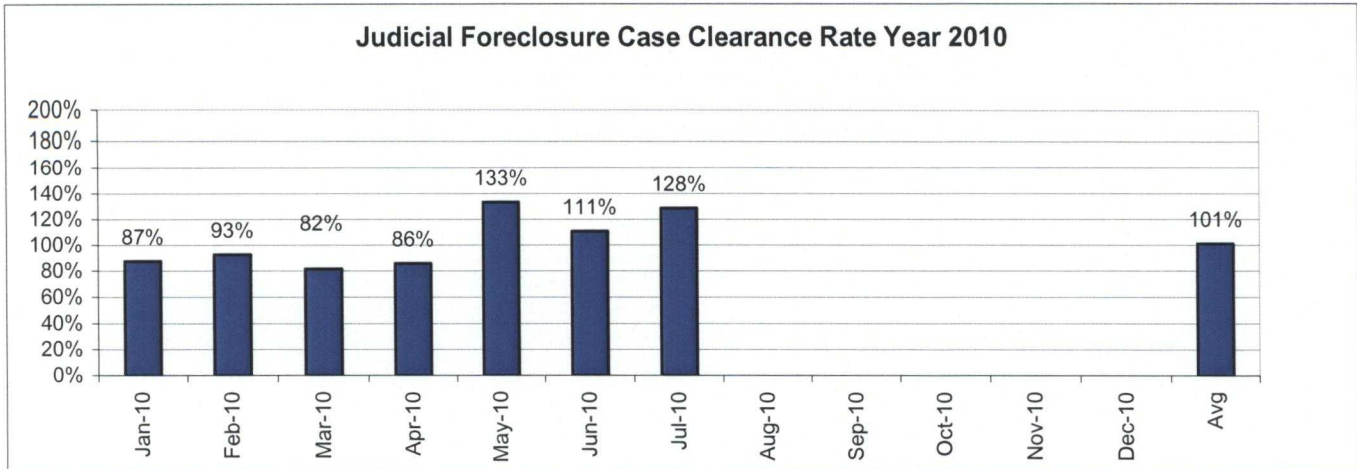


	Referrals & Reinstates	Dispositions	Clearance Rate
Jan-09	1167	1154	99%
Feb-09	991	1127	114%
Mar-09	1058	1331	126%
Apr-09	1010	1102	109%
May-09	1116	955	86%
Jun-09	1238	1214	98%
Jul-09	1345	1149	85%
Aug-09	1038	949	91%
Sep-09	1094	1136	104%
Oct-09	1108	1214	110%
Nov-09	1573	952	61%
Dec-09	1614	927	57%
Avg	1196	1101	92%
Total	14352	13210	

CUYAHOGA COUNTY COMMON PLEAS COURT

Judicial Foreclosure Clearance Rate Year 2010

The Clearance Rate is the number of outgoing cases as a percentage of the number of incoming cases. Clearance rate measures whether the court is keeping up with its incoming caseload. If cases are not disposed in a timely manner, a backlog of cases awaiting disposition will grow. A Clearance Rate of 100% indicates that at least as many cases as have been filed, reopened, or reactivated in a period have been disposed.

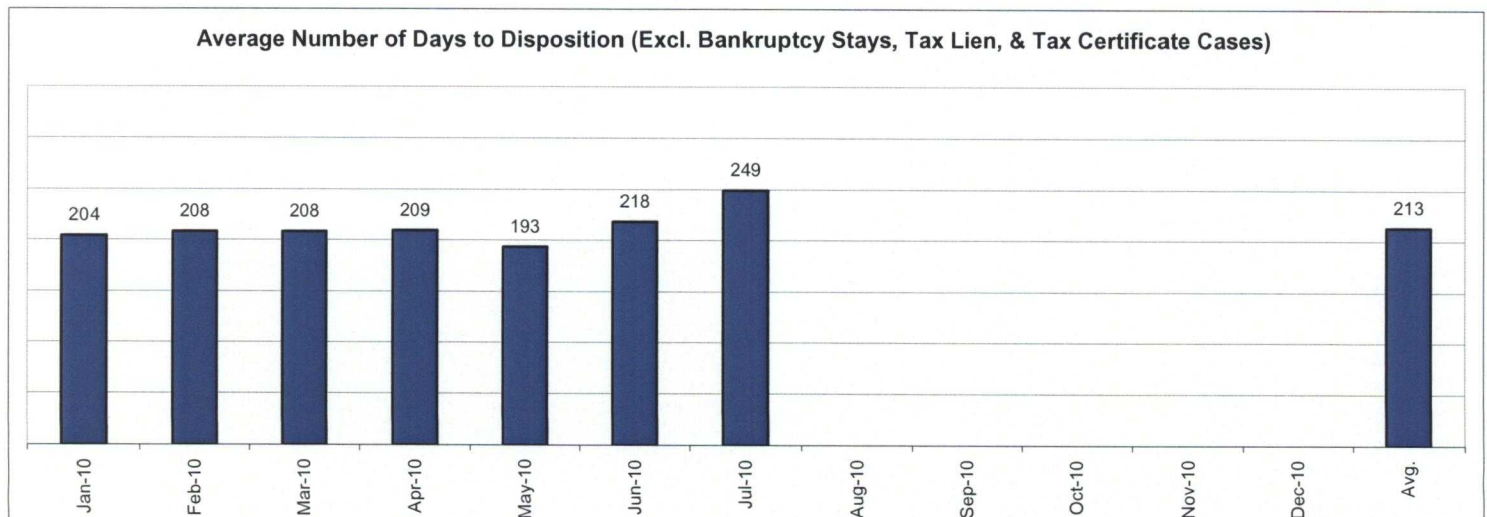
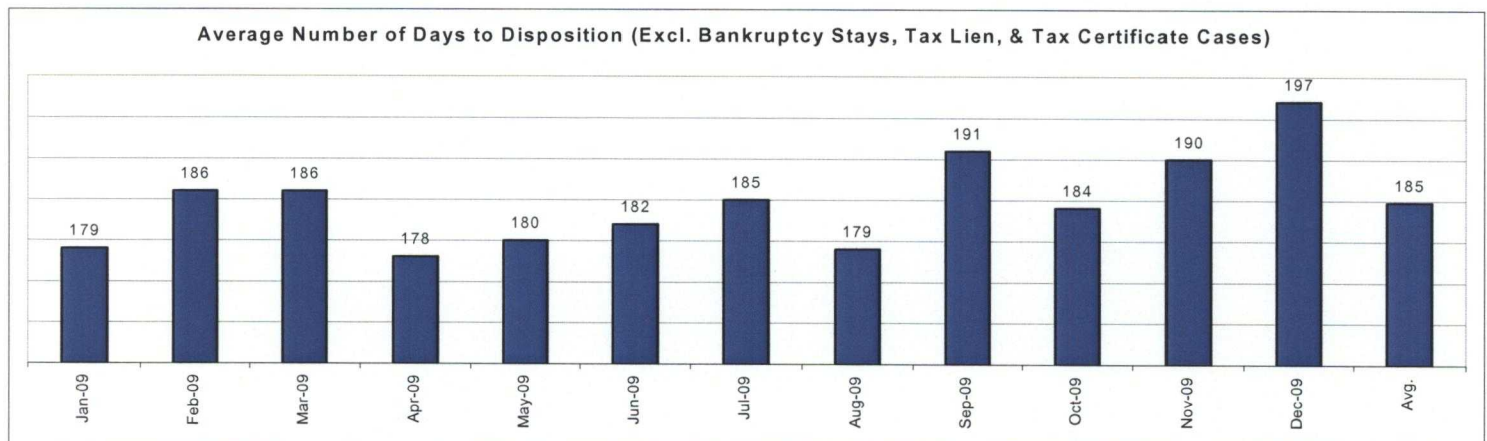
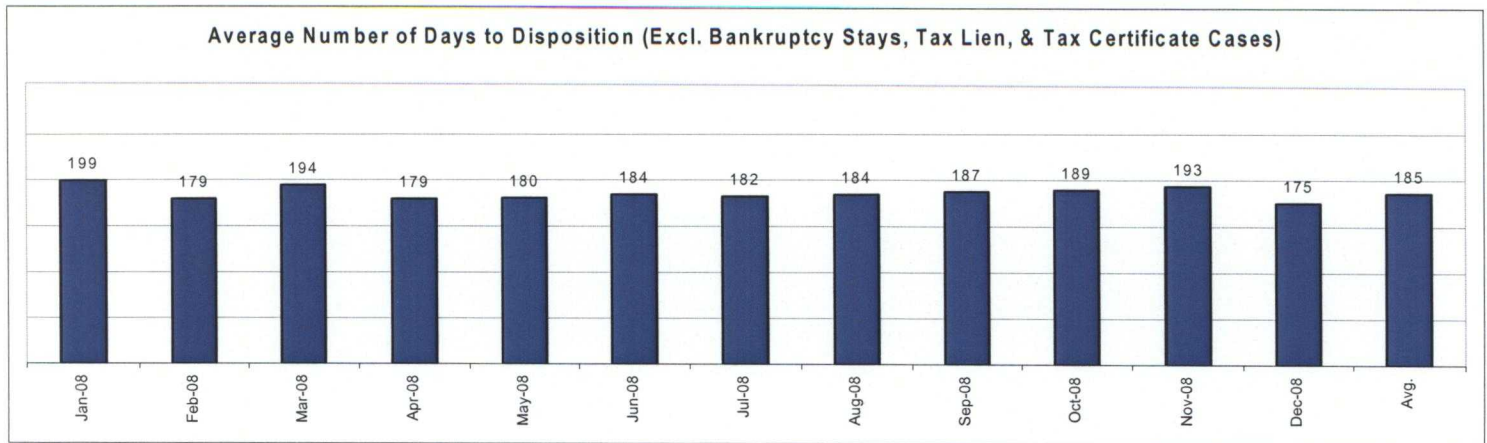


	Referrals & Reinstates	Dispositions	Clearance Rate
Jan-10	1231	1077	87%
Feb-10	1047	970	93%
Mar-10	1434	1170	82%
Apr-10	1177	1010	86%
May-10	999	1331	133%
Jun-10	1170	1295	111%
Jul-10	1029	1322	128%
Aug-10			
Sep-10			
Oct-10			
Nov-10			
Dec-10			
Avg	1155	1168	101%
Total	8087	8175	

CUYAHOGA COUNTY COMMON PLEAS COURT

Avg. Number of Days to Disp. (Excl. Bank. Stays & Tax Lien & Tax Cert.)

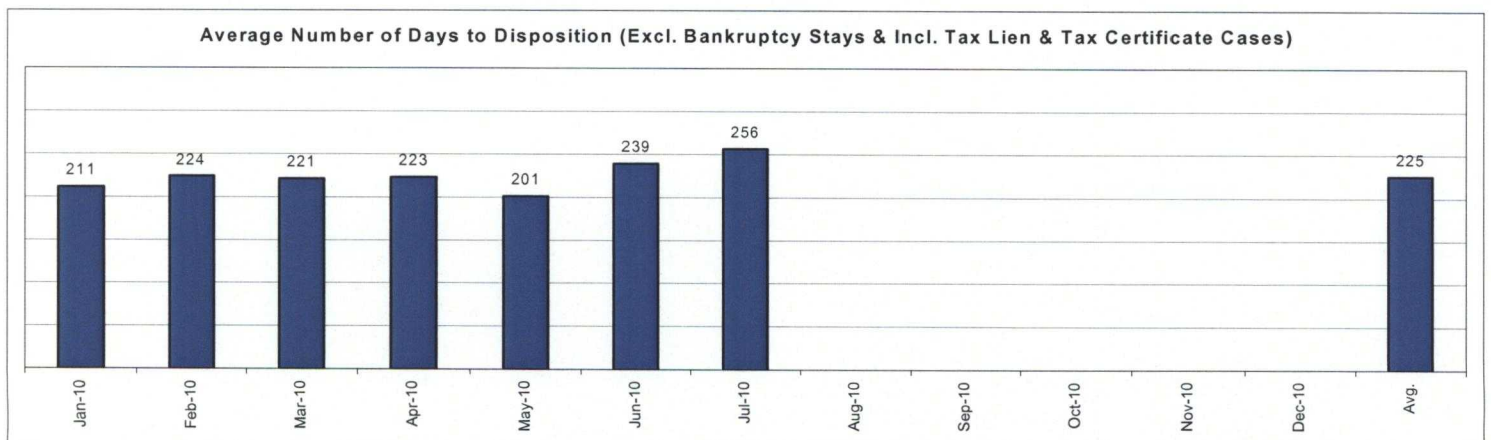
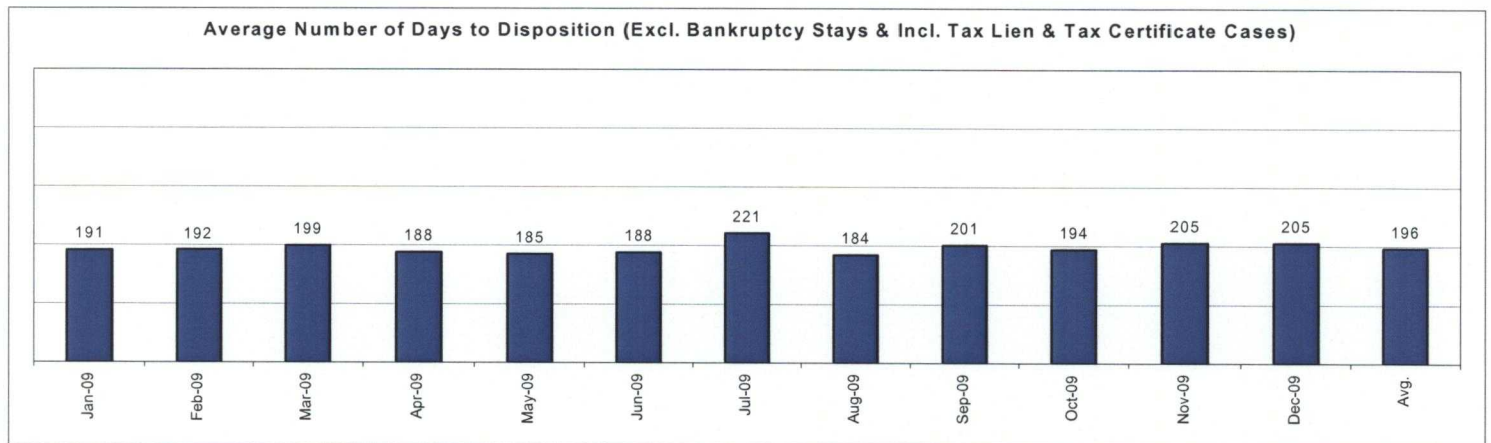
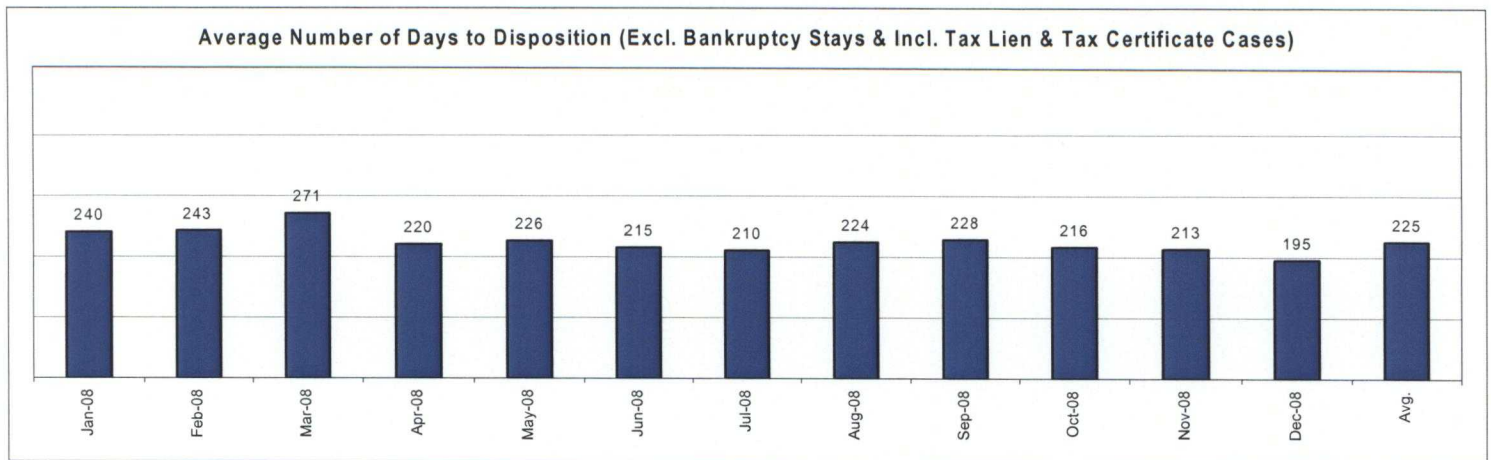
The average number of days to disposition is the number of days from filing to a final disposition entry being filed with the Clerk of Court. The data sample is based on all judicial foreclosure cases terminated by decree or dismissal (cases terminated by bankruptcy are not included) in a month. Each case is examined to determine the number of days between filing and termination with the periods that a case may have been in bankruptcy subtracted. Adding the total days of all of the cases minus bankruptcy periods and dividing by the total number of cases calculates the average. In the following chart, tax judicial foreclosure cases are excluded.



CUYAHOGA COUNTY COMMON PLEAS COURT

Avg. Number of Days to Disp. (Excl. Bank. Stays & Incl. Tax Lien & Tax Cert.)

The average number of days to disposition is the number of days from filing to a final disposition entry being filed with the Clerk of Court. The data sample is based on all Judicial Foreclosure cases terminated by decree or dismissal (cases terminated by bankruptcy are not included) in a month. Each case is examined to determine the number of days between filing and termination with the periods that a case may have been in bankruptcy subtracted. Adding the total days of all of the cases minus bankruptcy periods and dividing by the total number of cases calculates the average. In the following chart, all types of Judicial Foreclosure cases are included.



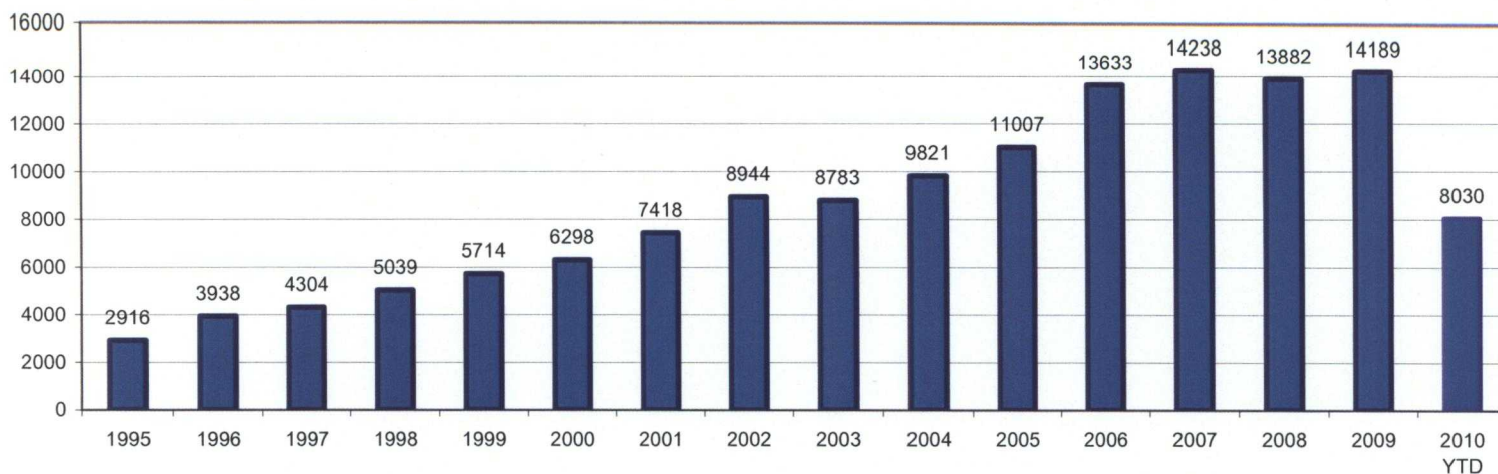
CUYAHOGA COUNTY COMMON PLEAS COURT

Total New Judicial Foreclosure Filings

The following charts are provided as a historical view of new judicial foreclosure filings.

1. Total New Judicial Foreclosure Filings from 1995 – 2010 by year
2. Total New Marsh of Lien/Quiet Title/Partition Filings from 2007 – 2010 by month
3. Total New Tax Lien & Tax Certificate Filings for 2008 – 2010 by month
4. Total New Judicial Foreclosure Filings from 2008 – 2010 by month

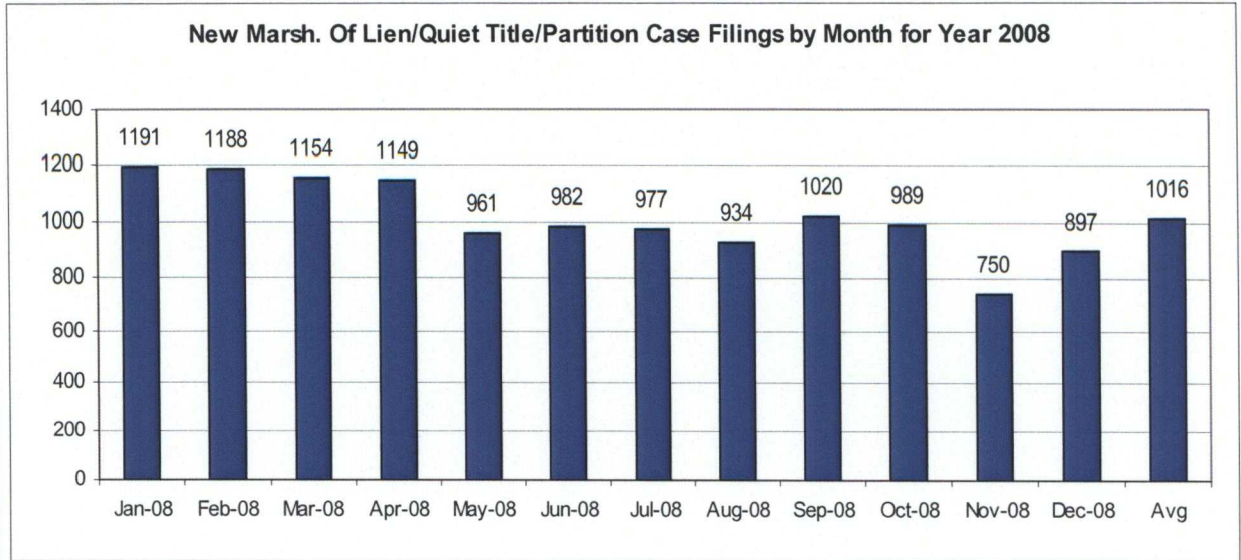
Total New Judicial Foreclosure Filings 1995 - 2010



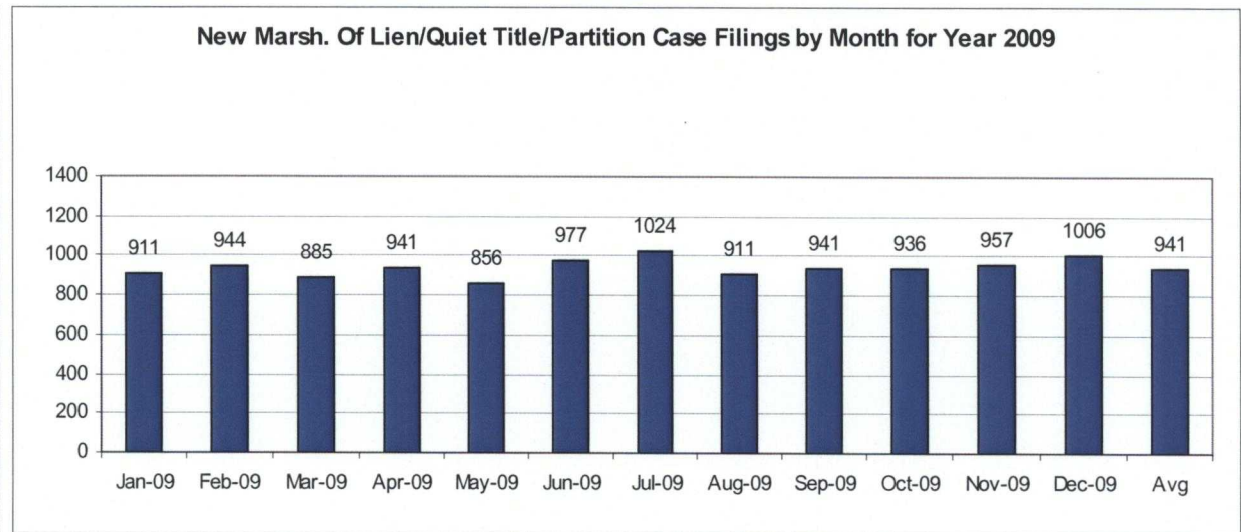
CUYAHOGA COUNTY COMMON PLEAS COURT

New Marsh. of Lien/Quiet Title/Partition Filings by Month for 2008 – 2010 YTD

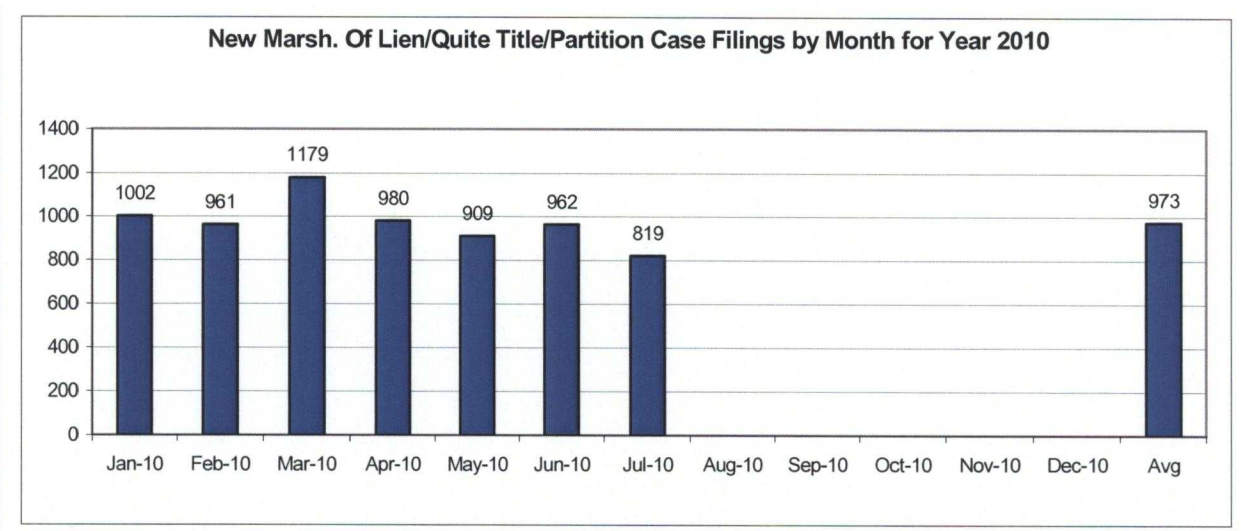
Month	# Filings
Jan-08	1191
Feb-08	1188
Mar-08	1154
Apr-08	1149
May-08	961
Jun-08	982
Jul-08	977
Aug-08	934
Sep-08	1020
Oct-08	989
Nov-08	750
Dec-08	897
Avg	1016
Total	12192



Month	# Filings
Jan-09	911
Feb-09	944
Mar-09	885
Apr-09	941
May-09	856
Jun-09	977
Jul-09	1024
Aug-09	911
Sep-09	941
Oct-09	936
Nov-09	957
Dec-09	1006
Avg	941
Total	11289



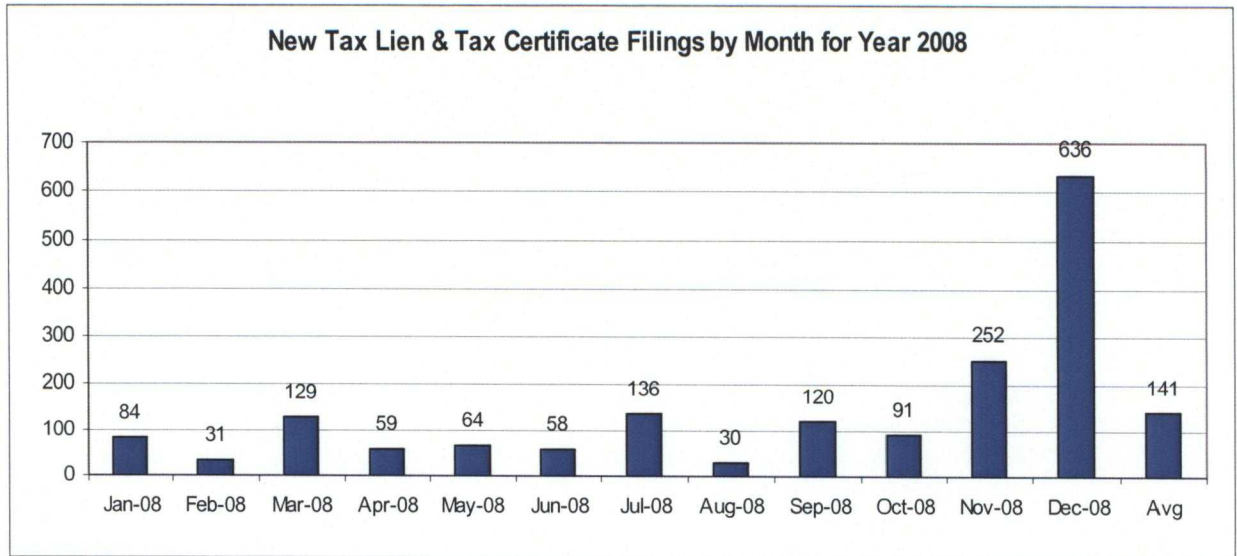
Month	# Filings
Jan-10	1002
Feb-10	961
Mar-10	1179
Apr-10	980
May-10	909
Jun-10	962
Jul-10	819
Aug-10	
Sep-10	
Oct-10	
Nov-10	
Dec-10	
Avg	973
Total	6812



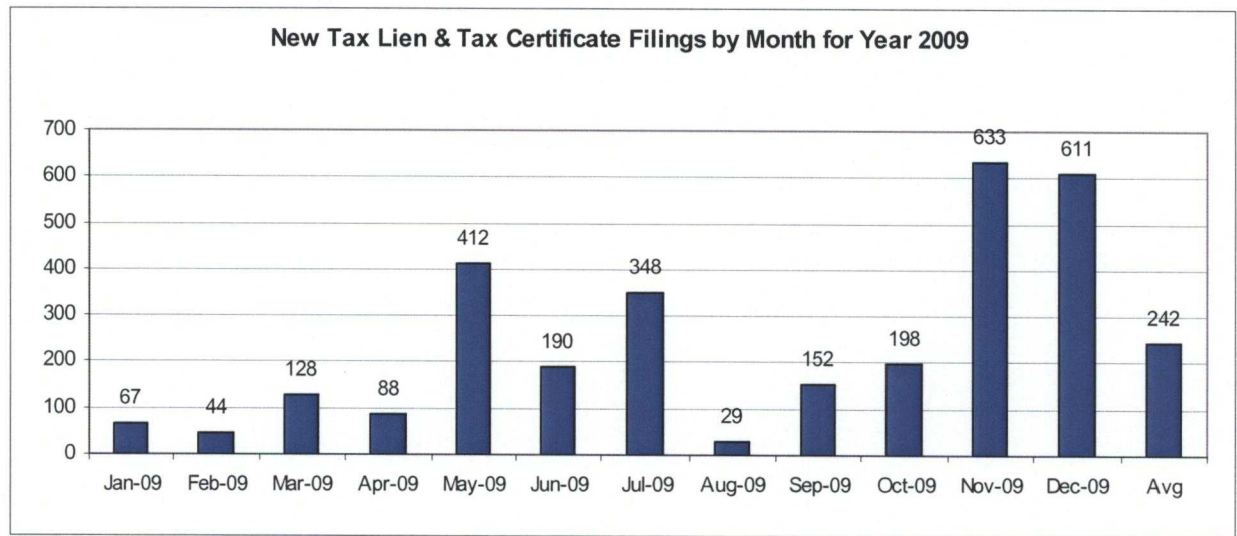
CUYAHOGA COUNTY COMMON PLEAS COURT

New Tax Lien & Certificate Filings by Month for Year 2008 – 2010 YTD

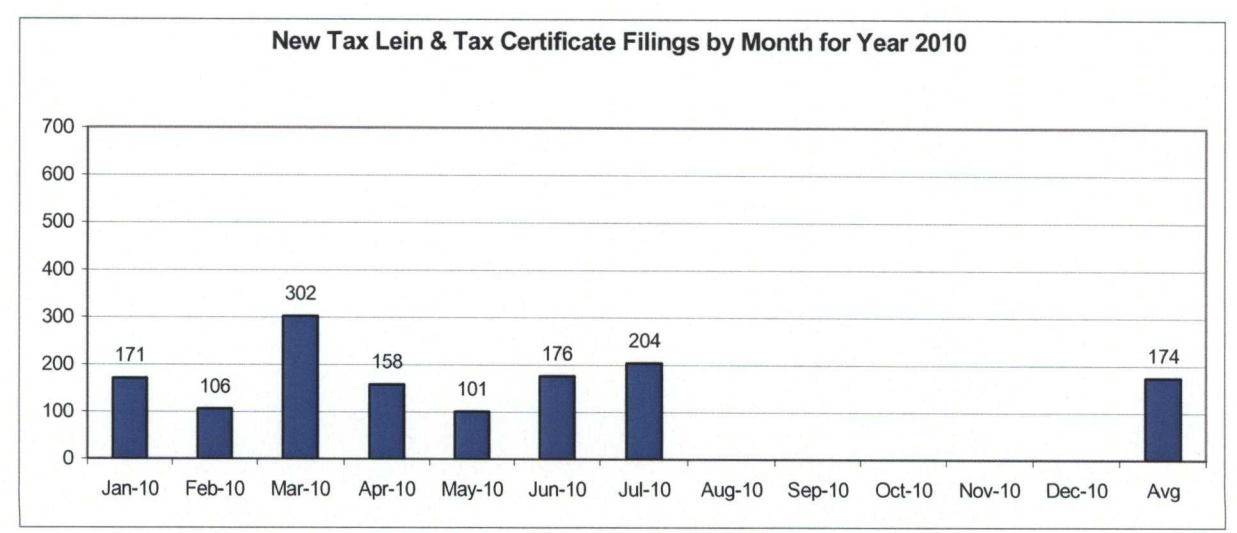
Month	# Filings
Jan-08	84
Feb-08	31
Mar-08	129
Apr-08	59
May-08	64
Jun-08	58
Jul-08	136
Aug-08	30
Sep-08	120
Oct-08	91
Nov-08	252
Dec-08	636
Avg	141
Total	1690



Month	# Filings
Jan-09	67
Feb-09	44
Mar-09	128
Apr-09	88
May-09	412
Jun-09	190
Jul-09	348
Aug-09	29
Sep-09	152
Oct-09	198
Nov-09	633
Dec-09	611
Avg	242
Total	2900



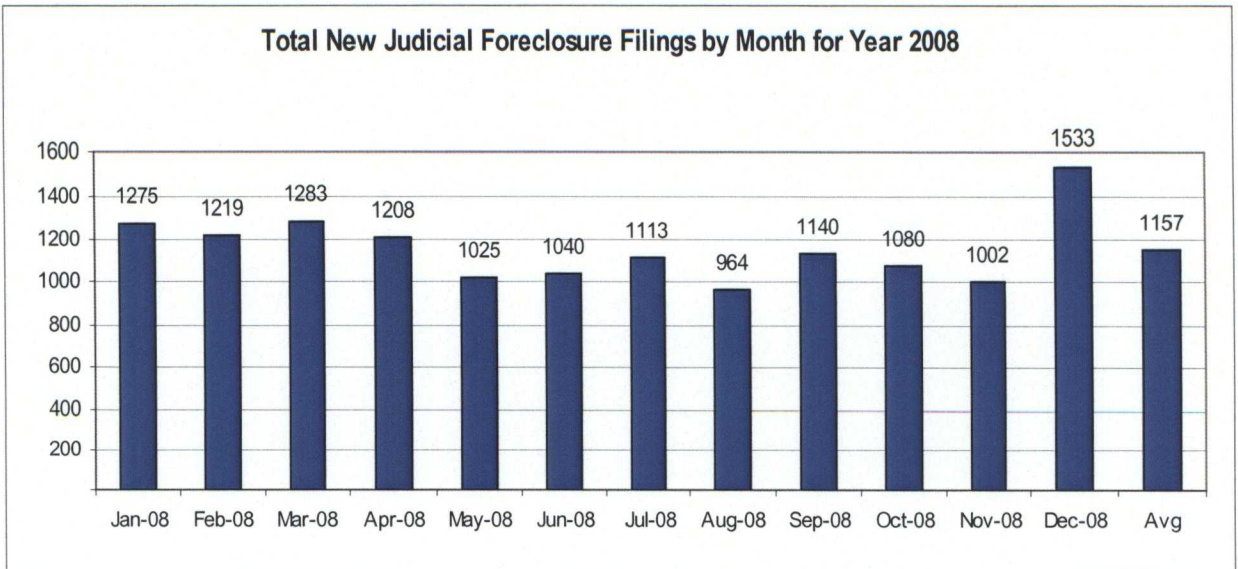
Month	# Filings
Jan-10	171
Feb-10	106
Mar-10	302
Apr-10	158
May-10	101
Jun-10	176
Jul-10	204
Aug-10	
Sep-10	
Oct-10	
Nov-10	
Dec-10	
Avg	174
Total	1218



CUYAHOGA COUNTY COMMON PLEAS COURT

Total New Judicial Foreclosure Filings by Month for Year 2008 – 2010 YTD

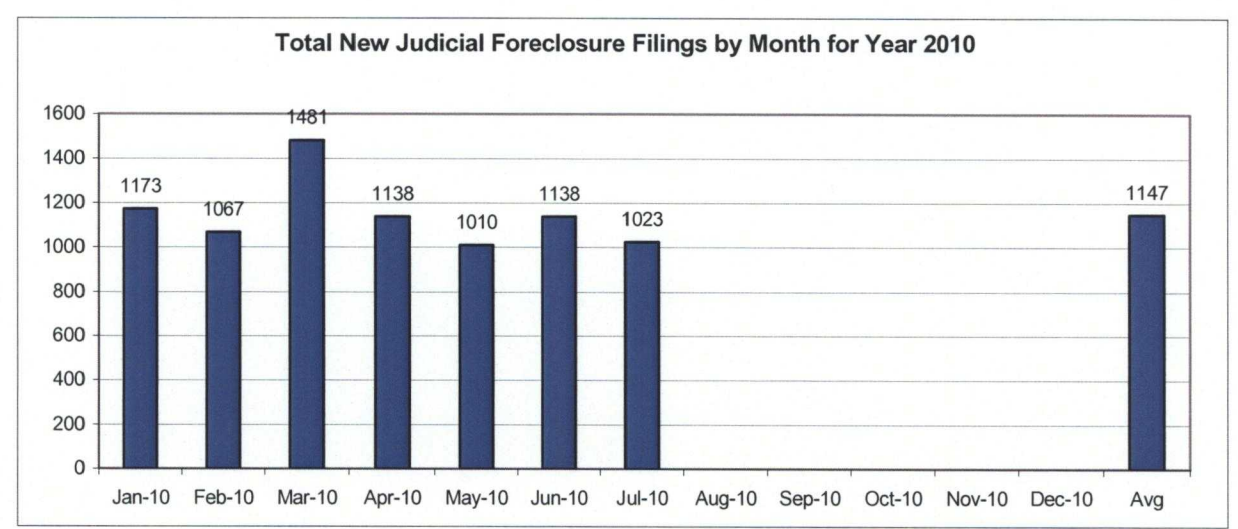
Month	# Filings
Jan-08	1275
Feb-08	1219
Mar-08	1283
Apr-08	1208
May-08	1025
Jun-08	1040
Jul-08	1113
Aug-08	964
Sep-08	1140
Oct-08	1080
Nov-08	1002
Dec-08	1533
Avg	1157
Total	13882



Month	# Filings
Jan-09	978
Feb-09	988
Mar-09	1013
Apr-09	1029
May-09	1268
Jun-09	1167
Jul-09	1372
Aug-09	940
Sep-09	1093
Oct-09	1134
Nov-09	1590
Dec-09	1617
Avg	1182
Total	14189



Month	# Filings
Jan-10	1173
Feb-10	1067
Mar-10	1481
Apr-10	1138
May-10	1010
Jun-10	1138
Jul-10	1023
Aug-10	
Sep-10	
Oct-10	
Nov-10	
Dec-10	
Avg	1147
Total	8030



CUYAHOGA COUNTY COMMON PLEAS COURT

Magistrate's Monthly Reports

The Magistrates' Monthly Report consists of 5 reports. Below is a description of each.

Magistrate's Monthly Supplemental Journal Entry Report (R415)

Retrieves total number of supplemental entries and Decrees of Confirmation of Sheriff's sale created during a specific period. A supplemental entry is any journal created by a magistrate, which does not close out a case. For example, any magistrate's order (MG) setting a hearing, any journal entry (JE) ruling on a motion, journals confirming Sheriff's sales, etc.).

Magistrate's Full Disposition Count by Magistrate Report (R413)

Retrieves total number of cases disposed of during a specific period. The dispositions are grouped by Magistrate and then broken down by the type of disposition (i. e. Default, Dismissed with Prejudice, Dismissed without Prejudice, etc.) This report can be printed three different ways. Including tax cases (Full Dispositions), excluding tax cases (Non-Tax Dispositions), and Tax cases only (Tax Dispositions).

Magistrate's Monthly Cases Referred/Reinstated Report (R418)

Retrieves newly filed cases referred to the Magistrates Dept. and cases previously disposed by the Magistrates Dept. that are reinstated and re-referred to the magistrates. The cases are separated by Tax (filing code 1465; Tax Judicial Foreclosure & 1466; Tax Certificate Judicial Foreclosure) and Non-Tax (1460; Judicial Foreclosure Marsh. Of Lien, 1480; Partition, 1470; Quiet Title, misc. (i. e. 1391; Contract Other, etc.).

Magistrate's Monthly Hearing Totals Report (R3146)

Retrieves total number of hearings held during one month. The hearings are grouped by Magistrate and then broken down by what type hearing was held (i. e. Default, Pretrial, etc.).

Magistrate's Monthly Case Load Report (R3147)

Retrieves individual caseload totals for individual magistrates during a specific period. The cases are grouped by magistrate and then broken down by case type (i. e. tax judicial foreclosure, tax certificate judicial foreclosure and non-tax judicial foreclosure).

CUYAHOGA COUNTY COURT OF COMMON PLEAS

DATE: 08/10/2010
TIME: 3:11 PM

OFFICE OF THE MAGISTRATES
MAGISTRATE'S MONTHLY SUPPLEMENTALS BY CASE
REPORTING PERIOD: JULY 2010

PAGE: 1
CMSR415D

SUPPLEMENTALS

AUGUSTYN	281
BAKER	481
BUCHA	426
CUTHBERT	469
DYKE	324
GAUNTNER	479
GONZALEZ	324
HIPPLEY	262
JACKSON	361
KLEIN	489
LUCAS	322
OLSZTYN	555
VOZAR	346
WEISS	406
UNACCOUNTED FOR	0

TOTAL 5525

CONFIRMATIONS

TOTAL 332

CUYAHOGA COUNTY COURT OF COMMON PLEAS

OFFICE OF THE MAGISTRATES

Full Disposition Count by Magistrate

REPORTING PERIOD: FROM 07/01/2010 TO 07/31/2010

DATE: 08/10/2010

TIME: 3:20 PM

PAGE: 1

CMSR413

MagID	Dispose Type	Tax Cert.	Tax Treas.	Total
KCA	Bank	0	0	3
	Def	0	0	22
	Dism	0	0	19
	Ref. Vacate	0	0	0
	Court Trial	0	0	0
	Other	0	0	5
	MAG'S TOTAL		0	0

Decrees	771
Defaults	567
Other	204
Court Trial	0
Dismissals	482
Bankruptcy	69
Ref. Vacated	0
Grand Total	1322

GDB	Bank	0	0	7
	Def	0	0	57
	Dism	0	0	28
	Ref. Vacate	0	0	0
	Court Trial	0	0	0
	Other	0	0	8
	MAG'S TOTAL		0	0

SMB	Bank	0	0	4
	Def	0	0	47
	Dism	0	0	36
	Ref. Vacate	0	0	0
	Court Trial	0	0	0
	Other	0	0	8
	MAG'S TOTAL		0	0

ARC	Bank	0	0	3
	Def	0	0	49
	Dism	0	0	34
	Ref. Vacate	0	0	0
	Court Trial	0	0	0
	Other	0	0	9
	MAG'S TOTAL		0	0

JTD	Bank	0	0	4
	Def	2	0	65
	Dism	2	3	42
	Ref. Vacate	0	0	0
	Court Trial	0	0	0
	Other	0	9	19
	MAG'S TOTAL	4	12	

TMG	Bank	0	0	11
	Def	0	0	53
	Dism	0	0	44
	Ref. Vacate	0	0	0
	Court Trial	0	0	0
	Other	0	0	8
	MAG'S TOTAL	0	0	

MAC	Bank	0	0	6
	Def	0	0	43
	Dism	0	0	28
	Ref. Vacate	0	0	0
	Court Trial	0	0	0
	Other	0	0	6
	MAG'S TOTAL	0	0	

KH	Bank	0	0	13
	Def	0	0	30
		0	0	24

CUYAHOGA COUNTY COURT OF COMMON PLEAS

OFFICE OF THE MAGISTRATES

Full Disposition Count by Magistrate

REPORTING PERIOD: FROM 07/01/2010 TO 07/31/2010

DATE: 08/10/2010

TIME: 3:20 PM

PAGE: 2

CMSR413

MagID	Dispose Type	Tax Cert.	Tax Treas.	Total
	Ref. Vacate	0	0	0
	Court Trial	0	0	0
	Other	0	0	9
	<u>MAG'S TOTAL</u>	<u>0</u>	<u>0</u>	<u>86</u>

JLJ	Bank	0	0	5
	Def	0	0	54
	Dism	0	0	24
	Ref. Vacate	0	0	0
	Court Trial	0	0	0
	Other	0	0	6
	<u>MAG'S TOTAL</u>	<u>0</u>	<u>0</u>	<u>89</u>

MK	Bank	0	0	3
	Def	0	0	63
	Dism	0	0	36
	Ref. Vacate	0	0	0
	Court Trial	0	0	0
	Other	0	0	9
	<u>MAG'S TOTAL</u>	<u>0</u>	<u>0</u>	<u>111</u>

PL	Bank	0	0	0
	Def	9	0	9
	Dism	26	28	54
	Ref. Vacate	0	0	0
	Court Trial	0	0	0
	Other	2	41	43
	<u>MAG'S TOTAL</u>	<u>37</u>	<u>69</u>	<u>106</u>

CEO	Bank	0	0	5
	Def	0	0	30
	Dism	0	0	52
	Ref. Vacate	0	0	0
	Court Trial	0	0	0
	Other	0	0	9
	<u>MAG'S TOTAL</u>	<u>0</u>	<u>0</u>	<u>96</u>

TJV	Bank	0	0	1
	Def	0	0	42
	Dism	0	2	21
	Ref. Vacate	0	0	0
	Court Trial	0	0	0
	Other	0	5	14
	<u>MAG'S TOTAL</u>	<u>0</u>	<u>7</u>	<u>78</u>

CW	Bank	4	0	4
	Def	3	0	3
	Dism	15	15	30
	Ref. Vacate	0	0	0
	Court Trial	0	0	0
	Other	2	49	51
	<u>MAG'S TOTAL</u>	<u>24</u>	<u>64</u>	<u>88</u>

CUYAHOGA COUNTY COURT OF COMMON PLEAS

DATE: 08/10/2010
 TIME: 03:21 PM

OFFICE OF THE MAGISTRATES
 MAGISTRATE'S MONTHLY REF/REIN CASES
 FROM 07/01/2010 TO 07/31/2010

CMSR418

MAGISTRATE	NEW REFERRALS				REINSTATED			
	Tax Treas.	Tax Cert.	Non-Tax	Total	Tax Treas.	Tax Cert.	Non-Tax	Total
<u>AUGUSTYN/KEVIN/C</u>	0	0	39	39	0	0	9	9
<u>BAKER/GAIL/D</u>	0	0	65	65	0	0	3	3
<u>BUCHA/STEPHEN/M</u>	0	0	40	40	0	0	3	3
<u>CUTHBERT/AMY/R</u>	0	0	60	60	0	0	2	2
<u>DYKE/JOHN/T</u>	5	0	64	69	0	0	4	4
<u>GAUNTNER/TIMOTHY/M</u>	0	0	72	72	0	0	3	3
<u>GONZALEZ/TRACEY/</u>	0	0	60	60	0	0	8	8
<u>HIPPLEY/KEVIN/</u>	0	0	65	65	0	0	4	4
<u>JACKSON/JIM/L</u>	0	0	75	75	0	0	14	14
<u>KLEIN/MONICA/</u>	0	0	65	65	0	0	10	10
<u>LUCAS/PAUL/</u>	97	1	0	98	0	0	0	0
<u>OLSZTYN/CHRISTOPHER/E</u>	0	0	81	81	0	0	7	7
<u>VOZAR/THOMAS/J</u>	11	0	54	65	0	0	3	3
<u>WEISS/CAROL/</u>	101	1	0	102	1	2	0	3
<u>TOTAL</u>	214	2	740	956	1	2	70	73
<u>COMBINED TOTAL</u>	1029							

CUYAHOGA COUNTY COURT OF COMMON PLEAS

OFFICE OF THE MAGISTRATES

MAG MONTHLY HEARING TOTALS

Reporting Period: July 2010

DATE: 08/10/2010
TIME: 03:21 PM

PAGE: 1
CMSR3146

Monthly Hearing Total 1,075

AUGUSTYN	
Default Hearings	70
Tax Hearings	0
Pretrials	10
<hr/>	
TOTAL:	80

BAKER	
Default Hearings	56
Tax Hearings	0
Pretrials	6
<hr/>	
TOTAL:	62

BUCHA	
Default Hearings	50
Tax Hearings	0
Pretrials	32
<hr/>	
TOTAL:	82

CUTHBERT	
Default Hearings	95
Tax Hearings	0
Pretrials	18
<hr/>	
TOTAL:	113

DYKE	
Default Hearings	57
Tax Hearings	0
Pretrials	15
<hr/>	
TOTAL:	72

GAUNTNER	
Default Hearings	53
Tax Hearings	0
Pretrials	17
<hr/>	
TOTAL:	70

GONZALEZ	
Default Hearings	47
Tax Hearings	0
Pretrials	3
<hr/>	
TOTAL:	50

HIPPLEY	
Default Hearings	60
Tax Hearings	0
Pretrials	7
<hr/>	
TOTAL:	67

JACKSON	
Default Hearings	63
Tax Hearings	0
Pretrials	5
<hr/>	
TOTAL:	68

KLEIN	
Default Hearings	65
Tax Hearings	0
Pretrials	4

CUYAHOGA COUNTY COURT OF COMMON PLEAS

OFFICE OF THE MAGISTRATES

MAG MONTHLY HEARING TOTALS

Reporting Period: July 2010

DATE: 08/10/2010

TIME: 03:21 PM

PAGE: 2

CMSR3146

TOTAL:	69
LUCAS	
Default Hearings	0
Tax Hearings	98
Pretrials	22
<hr/>	
TOTAL:	120
OLSZTYN	
Default Hearings	70
Tax Hearings	0
Pretrials	15
<hr/>	
TOTAL:	85
VOZAR	
Default Hearings	32
Tax Hearings	2
Pretrials	18
<hr/>	
TOTAL:	52
WEISS	
Default Hearings	0
Tax Hearings	83
Pretrials	2
<hr/>	
TOTAL:	85

CUYAHOGA COUNTY COURT OF COMMON PLEAS

DATE: 08/10/2010
 TIME: 3:22 PM

Office of the Magistrates
 Magistrate's Monthly Case Load
 MONTH: JULY 2010

PAGE: 1
 CMSR3147

Magistrate Name	Non Tax Total	Tax Cert.	Tax Treas.	Total Tax	Total Cases
AUGUSTYN	361	0	0	0	361
BAKER	579	1	0	1	580
BUCHA	397	0	5	5	402
CUTHBERT	622	0	0	0	622
DYKE	440	3	36	39	479
GAUNTNER	580	0	0	0	580
GONZALEZ	638	0	0	0	638
HIPPLEY	727	1	0	1	728
JACKSON	648	0	0	0	648
KLEIN	568	0	0	0	568
LUCAS	5	401	982	1383	1388
OLSZTYN	576	0	0	0	576
VOZAR	525	23	38	61	586
WEISS	2	349	850	1199	1201
Non Tax Total:	6668	Cert.Tax Total: 778	Tax Treas. Total: 1911	Total Tax: 2689	Total Cases: 9357

CUYAHOGA COUNTY COMMON PLEAS COURT

Report CMSR1062 - Judicial Foreclosure Statistics by Judge

Report CMSR1062 provides a list of judicial foreclosure case activity for each Judge. The report identifies how many cases were pending at the beginning of the period. The new cases filed and cases that were transferred in or reactivated are added to the number pending at the beginning of the period. It then shows the type and number of terminations for the period. The total terminations are subtracted from the total pending which provides the pending at the end of the period.

CUYAHOGA COUNTY COURT OF COMMON PLEAS

DATE: 08/10/2010
TIME: 03:21 PM

Foreclosure Statistics by Judge
Reporting Period: July 2010

PAGE: 1
CMSR1062

Judge

AMBROSE, DICK							
	Pending at Beg of Period		New Cases Filed		Cases Transferred In / Reactivated		Total
	278		33		7		318
Terminations							
	Bankruptcy	Default	RefVacated	Court Trial	Dismiss	Other	Total
	2	17	0	0	26	11	56
	Total Pending at End of Period						262
BURNSIDE, JANET R							
	Pending at Beg of Period		New Cases Filed		Cases Transferred In / Reactivated		Total
	334		29		2		365
Terminations							
	Bankruptcy	Default	RefVacated	Court Trial	Dismiss	Other	Total
	0	18	0	0	16	11	45
	Total Pending at End of Period						320
CALABRESE, DEENA R							
	Pending at Beg of Period		New Cases Filed		Cases Transferred In / Reactivated		Total
	305		35		5		345
Terminations							
	Bankruptcy	Default	RefVacated	Court Trial	Dismiss	Other	Total
	1	23	0	0	18	9	51
	Total Pending at End of Period						294
CORRIGAN, BRIAN J							
	Pending at Beg of Period		New Cases Filed		Cases Transferred In / Reactivated		Total
	245		27		4		276
Terminations							
	Bankruptcy	Default	RefVacated	Court Trial	Dismiss	Other	Total
	2	9	0	0	10	3	24
	Total Pending at End of Period						252
CORRIGAN, PETER J							
	Pending at Beg of Period		New Cases Filed		Cases Transferred In / Reactivated		Total
	275		37		8		320
Terminations							
	Bankruptcy	Default	RefVacated	Court Trial	Dismiss	Other	Total
	1	8	0	0	23	6	38
	Total Pending at End of Period						282
DONNELLY, MICHAEL P							
	Pending at Beg of Period		New Cases Filed		Cases Transferred In / Reactivated		Total
	332		33		1		366
Terminations							
	Bankruptcy	Default	RefVacated	Court Trial	Dismiss	Other	Total
	5	7	0	0	18	6	36
	Total Pending at End of Period						330
FRIEDLAND, CAROLYN B							
	Pending at Beg of Period		New Cases Filed		Cases Transferred In / Reactivated		Total
	272		37		2		311
Terminations							
	Bankruptcy	Default	RefVacated	Court Trial	Dismiss	Other	Total
	2	25	0	0	17	11	55
	Total Pending at End of Period						256
FRIEDMAN, STUART A							

CUYAHOGA COUNTY COURT OF COMMON PLEAS

DATE: 08/10/2010
TIME: 03:21 PM

Foreclosure Statistics by Judge
Reporting Period: July 2010

PAGE: 2
CMSR1062

Judge

Pending at Beg of Period		New Cases Filed		Cases Transferred In / Reactivated		Total
324		33		4		361
Terminations						
Bankruptcy	Default	RefVacated	Court Trial	Dismiss	Other	Total
3	15	0	0	7	11	36
Total Pending at End of Period						325

FUERST, NANCY A						
Pending at Beg of Period		New Cases Filed		Cases Transferred In / Reactivated		Total
221		18		3		242
Terminations						
Bankruptcy	Default	RefVacated	Court Trial	Dismiss	Other	Total
1	23	0	0	6	5	35
Total Pending at End of Period						207

GALLAGHER, EILEEN A						
Pending at Beg of Period		New Cases Filed		Cases Transferred In / Reactivated		Total
211		29		8		248
Terminations						
Bankruptcy	Default	RefVacated	Court Trial	Dismiss	Other	Total
2	18	0	0	11	7	38
Total Pending at End of Period						210

GALLAGHER, EILEEN T						
Pending at Beg of Period		New Cases Filed		Cases Transferred In / Reactivated		Total
329		25		4		358
Terminations						
Bankruptcy	Default	RefVacated	Court Trial	Dismiss	Other	Total
3	22	0	0	22	29	76
Total Pending at End of Period						282

GALLAGHER, HOLLIE L						
Pending at Beg of Period		New Cases Filed		Cases Transferred In / Reactivated		Total
263		35		8		306
Terminations						
Bankruptcy	Default	RefVacated	Court Trial	Dismiss	Other	Total
2	6	0	0	12	6	26
Total Pending at End of Period						280

GAUL, DANIEL						
Pending at Beg of Period		New Cases Filed		Cases Transferred In / Reactivated		Total
321		32		5		358
Terminations						
Bankruptcy	Default	RefVacated	Court Trial	Dismiss	Other	Total
0	16	0	0	14	12	42
Total Pending at End of Period						316

MASON, LANCE T						
Pending at Beg of Period		New Cases Filed		Cases Transferred In / Reactivated		Total
289		32		12		333
Terminations						
Bankruptcy	Default	RefVacated	Court Trial	Dismiss	Other	Total
3	19	0	0	9	11	42
Total Pending at End of Period						291

MATIA, DAVID T

CUYAHOGA COUNTY COURT OF COMMON PLEAS

DATE: 08/10/2010
TIME: 03:21 PM

Foreclosure Statistics by Judge
Reporting Period: July 2010

PAGE: 3
CMSR1062

Judge

Pending at Beg of Period		New Cases Filed		Cases Transferred In / Reactivated			Total
309		24		4			337
Terminations							
	Bankruptcy	Default	RefVacated	Court Trial	Dismiss	Other	Total
	1	22	0	0	14	8	45
Total Pending at End of Period							292
<hr/>							
MCCAFFERTY, BRIDGET M		New Cases Filed		Cases Transferred In / Reactivated			Total
Pending at Beg of Period							
296		31		6			333
Terminations							
	Bankruptcy	Default	RefVacated	Court Trial	Dismiss	Other	Total
	2	24	0	0	13	6	45
Total Pending at End of Period							288
<hr/>							
MCCORMICK, TIMOTHY		New Cases Filed		Cases Transferred In / Reactivated			Total
Pending at Beg of Period							
300		30		5			335
Terminations							
	Bankruptcy	Default	RefVacated	Court Trial	Dismiss	Other	Total
	1	6	0	0	13	10	30
Total Pending at End of Period							305
<hr/>							
MCDONNELL, NANCY R		New Cases Filed		Cases Transferred In / Reactivated			Total
Pending at Beg of Period							
261		36		2			299
Terminations							
	Bankruptcy	Default	RefVacated	Court Trial	Dismiss	Other	Total
	2	14	0	0	15	6	37
Total Pending at End of Period							262
<hr/>							
MCGINTY, TIMOTHY J		New Cases Filed		Cases Transferred In / Reactivated			Total
Pending at Beg of Period							
318		30		1			349
Terminations							
	Bankruptcy	Default	RefVacated	Court Trial	Dismiss	Other	Total
	2	25	0	0	21	17	65
Total Pending at End of Period							284
<hr/>							
MCMONAGLE, RICHARD J		New Cases Filed		Cases Transferred In / Reactivated			Total
Pending at Beg of Period							
234		25		5			264
Terminations							
	Bankruptcy	Default	RefVacated	Court Trial	Dismiss	Other	Total
	2	24	0	0	10	10	46
Total Pending at End of Period							218
<hr/>							
MCMONAGLE, TIMOTHY E		New Cases Filed		Cases Transferred In / Reactivated			Total
Pending at Beg of Period							
308		30		7			345
Terminations							
	Bankruptcy	Default	RefVacated	Court Trial	Dismiss	Other	Total
	1	20	0	0	10	7	38
Total Pending at End of Period							307

O'DONNELL, JOHN P

CUYAHOGA COUNTY COURT OF COMMON PLEAS

DATE: 08/10/2010
TIME: 03:21 PM

Foreclosure Statistics by Judge
Reporting Period: July 2010

PAGE: 4
CMSR1062

Judge

Pending at Beg of Period		New Cases Filed			Cases Transferred In / Reactivated			Total
219		26			2			247
Terminations	Bankruptcy	Default	RefVacated	Court Trial	Dismiss	Other	Total	
	1	4	0	0	5	8	18	
Total Pending at End of Period							229	
<hr/>								
Pending at Beg of Period		New Cases Filed			Cases Transferred In / Reactivated			Total
292		25			3			320
Terminations	Bankruptcy	Default	RefVacated	Court Trial	Dismiss	Other	Total	
	0	17	0	0	20	6	43	
Total Pending at End of Period							277	
<hr/>								
Pending at Beg of Period		New Cases Filed			Cases Transferred In / Reactivated			Total
308		24			5			337
Terminations	Bankruptcy	Default	RefVacated	Court Trial	Dismiss	Other	Total	
	1	13	0	0	14	7	35	
Total Pending at End of Period							302	
<hr/>								
Pending at Beg of Period		New Cases Filed			Cases Transferred In / Reactivated			Total
297		32			4			333
Terminations	Bankruptcy	Default	RefVacated	Court Trial	Dismiss	Other	Total	
	2	19	0	0	11	7	39	
Total Pending at End of Period							294	
<hr/>								
Pending at Beg of Period		New Cases Filed			Cases Transferred In / Reactivated			Total
184		26			7			217
Terminations	Bankruptcy	Default	RefVacated	Court Trial	Dismiss	Other	Total	
	1	20	0	0	15	14	50	
Total Pending at End of Period							167	
<hr/>								
Pending at Beg of Period		New Cases Filed			Cases Transferred In / Reactivated			Total
302		32			5			339
Terminations	Bankruptcy	Default	RefVacated	Court Trial	Dismiss	Other	Total	
	4	14	0	0	12	4	34	
Total Pending at End of Period							305	
<hr/>								
Pending at Beg of Period		New Cases Filed			Cases Transferred In / Reactivated			Total
312		27			7			346
Terminations	Bankruptcy	Default	RefVacated	Court Trial	Dismiss	Other	Total	
	0	17	0	0	15	5	37	
Total Pending at End of Period							309	
<hr/>								
SUSTER, RONALD								

CUYAHOGA COUNTY COURT OF COMMON PLEAS

DATE: 08/10/2010
TIME: 03:21 PM

Foreclosure Statistics by Judge
Reporting Period: July 2010

PAGE: 5
CMSR1062

Judge

Judge	Pending at Beg of Period	New Cases Filed			Cases Transferred In / Reactivated			Total
	326			34			3	363
Terminations		Bankruptcy	Default	RefVacated	Court Trial	Dismiss	Other	Total
	3	14	0	0	18	7		42
	Total Pending at End of Period							321
<hr/>								
SUTULA, JOHN D								
	360			30			5	395
Terminations		Bankruptcy	Default	RefVacated	Court Trial	Dismiss	Other	Total
	5	8	0	0	15	13		41
	Total Pending at End of Period							354
<hr/>								
SUTULA, KATHLEEN ANN								
	252			29			6	287
Terminations		Bankruptcy	Default	RefVacated	Court Trial	Dismiss	Other	Total
	1	20	0	0	13	7		41
	Total Pending at End of Period							246
<hr/>								
SYNENBERG, JOAN								
	298			31			9	338
Terminations		Bankruptcy	Default	RefVacated	Court Trial	Dismiss	Other	Total
	3	12	0	0	12	4		31
	Total Pending at End of Period							307
<hr/>								
TERRY, STEVEN J								
	323			34			5	362
Terminations		Bankruptcy	Default	RefVacated	Court Trial	Dismiss	Other	Total
	9	23	0	0	17	11		60
	Total Pending at End of Period							302
<hr/>								
VILLANUEVA, JOSE' A								
	317			32			3	352
Terminations		Bankruptcy	Default	RefVacated	Court Trial	Dismiss	Other	Total
	1	25	0	0	9	5		40
	Total Pending at End of Period							312

CUYAHOGA COUNTY COMMON PLEAS COURT

Monthly Summary

MONTHLY SUMMARY

July 2010

NAME	PEND	TRIALS															+
		ASSIGNED			JURY			COURT			DISP	PENDING				-	
		CV	CR	TOT	CV	CR	TOT	CV	CR	TOT		CV	FR	CR	TOT		
Dick Ambrose	718	85	42	127	0	2	2	1	0	1	164	263	262	156	681	+ 37	
Janet R. Burnside	801	79	44	123	1	0	1	1	1	2	156	315	323	130	768	+ 33	
Deena R. Calabrese	753	83	33	116	1	5	6	0	0	0	159	307	294	109	710	+ 43	
Brian J. Corrigan	671	80	51	131	0	1	1	0	1	1	107	289	251	155	695	- 24	
Peter J. Corrigan	693	84	40	124	0	1	1	0	0	0	140	280	303	94	677	+ 16	
Michael P. Donnelly	773	77	46	123	0	0	0	0	0	0	134	285	342	135	762	+ 11	
Carolyn B. Friedland	759	79	44	123	0	0	0	0	2	2	141	307	270	164	741	+ 18	
Stuart A. Friedman	847	79	40	119	1	0	1	0	2	2	162	305	336	163	804	+ 43	
Nancy A. Fuerst	443	40	21	61	0	0	0	0	0	0	86	173	208	37	418	+ 25	
Eileen A. Gallagher	589	86	35	121	0	1	1	0	0	0	130	246	209	125	580	+ 9	
Eileen T. Gallagher	760	80	38	118	0	0	0	0	0	0	175	294	286	123	703	+ 57	
Hollie L. Gallagher	634	81	33	114	0	2	2	0	0	0	96	277	282	93	652	- 18	
Daniel Gaul	846	81	45	126	1	0	1	0	1	1	147	288	339	198	825	+ 21	
Lance T. Mason	743	89	49	138	0	0	0	0	0	0	129	326	302	124	752	- 9	
David T. Matia	711	84	45	129	1	0	1	0	0	0	128	283	292	137	712	- 1	
Bridget M. McCafferty	373	78	37	115	2	1	3	0	0	0	132	127	139	90	356	+ 17	
Timothy McCormick	756	79	59	138	1	0	1	0	4	4	134	311	305	144	760	- 4	
Nancy R. McDonnell	596	75	43	118	0	2	2	0	0	0	100	230	270	114	614	- 18	
Timothy J. McGinty	652	80	38	118	0	0	0	0	0	0	160	252	284	74	610	+ 42	
Richard J. McMonagle	752	82	27	109	0	0	0	1	0	1	133	412	226	90	728	+ 24	
Timothy E. McMonagle	709	91	48	139	0	0	0	0	1	1	146	281	307	114	702	+ 7	
John P. O'Donnell	587	75	23	98	1	0	1	1	0	1	97	292	234	62	588	- 1	
John J. Russo	650	79	40	119	0	0	0	0	0	0	135	261	277	96	634	+ 16	
Joseph D. Russo	757	84	47	131	0	0	0	0	1	1	142	295	302	149	746	+ 11	
Michael J. Russo	668	80	43	123	0	0	0	0	0	0	118	252	297	124	673	- 5	
Nancy Margaret Russo	445	86	40	126	0	0	0	0	1	1	138	178	168	87	433	+ 12	
Shirley Strickland Saffold	742	78	50	128	1	0	1	0	0	0	102	278	305	185	768	- 26	
Brendan J. Sheehan	529	86	36	122	0	0	0	1	0	1	141	243	173	94	510	+ 19	
Ronald Suster	849	83	45	128	0	0	0	0	0	0	158	275	322	222	819	+ 30	
John D. Sutula	799	81	35	116	0	0	0	0	0	0	107	290	353	165	808	- 9	
Kathleen Ann Sutula	601	80	35	115	1	2	3	0	0	0	119	231	247	119	597	+ 4	
Joan Synenberg	752	80	46	126	0	0	0	0	0	0	107	312	306	153	771	- 19	
Steven J. Terry	801	82	39	121	0	2	2	0	0	0	167	289	305	161	755	+ 46	
José A. Villanueva	737	80	56	136	0	1	1	0	0	0	134	305	335	99	739	- 2	
TOTALS	23496	2726	1393	4119	11	20	31	5	14	19	4524	9352	9454	4285	23091	+ 405	

CUYAHOGA COUNTY COMMON PLEAS COURT

Year to Date Summary

SUMMARY FOR THE COURT

January - July 2010

NAME	PEND	ASSIGNED			TRIALS						DISP	PENDING				+
		CV	CR	TOT	JURY			COURT				CV	FR	CR	TOT	
Dick Ambrose	714	641	303	944	2	13	15	4	3	7	977	263	262	156	681	+ 33
Janet R. Burnside	799	637	286	923	2	4	6	4	5	9	954	315	323	130	768	+ 31
Deena R. Calabrese	780	618	221	839	1	15	16	1	5	6	909	307	294	109	710	+ 70
Brian J. Corrigan	489	612	305	917	3	5	8	1	7	8	711	289	251	155	695	- 206
Peter J. Corrigan	704	640	275	915	5	5	10	3	4	7	942	280	303	94	677	+ 27
Michael P. Donnelly	750	624	342	966	2	5	7	1	2	3	954	285	342	135	762	- 12
Carolyn B. Friedland	765	623	310	933	1	2	3	3	4	7	957	307	270	164	741	+ 24
Stuart A. Friedman	839	624	317	941	3	5	8	0	9	9	976	305	336	163	804	+ 35
Nancy A. Fuerst	735	338	124	462	1	5	6	1	3	4	779	173	208	37	418	+ 317
Eileen A. Gallagher	328	635	263	898	1	2	3	1	3	4	646	246	209	125	580	- 252
Eileen T. Gallagher	757	703	257	960	0	4	4	1	1	2	1014	294	286	123	703	+ 54
Hollie L. Gallagher	681	644	225	869	2	7	9	2	3	5	898	277	282	93	652	+ 29
Daniel Gaul	940	631	327	958	8	5	13	1	2	3	1073	288	339	198	825	+ 115
Lance T. Mason	813	636	282	918	1	10	11	1	7	8	979	326	302	124	752	+ 61
David T. Matia	744	634	322	956	1	6	7	0	1	1	988	283	292	137	712	+ 32
Bridget M. McCafferty	386	627	277	904	3	11	14	0	0	0	934	127	139	90	356	+ 30
Timothy McCormick	670	653	321	974	5	6	11	1	12	13	884	311	305	144	760	- 90
Nancy R. McDonnell	417	586	263	849	2	12	14	5	0	5	652	230	270	114	614	- 197
Timothy J. McGinty	609	682	288	970	0	11	11	1	1	2	969	252	284	74	610	- 1
Richard J. McMonagle	782	590	186	776	0	1	1	1	1	2	830	412	226	90	728	+ 54
Timothy E. McMonagle	742	636	281	917	4	5	9	0	11	11	957	281	307	114	702	+ 40
John P. O'Donnell	638	588	138	726	4	4	8	5	2	7	776	292	234	62	588	+ 50
John J. Russo	630	639	305	944	0	2	2	1	3	4	940	261	277	96	634	- 4
Joseph D. Russo	772	624	278	902	3	3	6	0	7	7	928	295	302	149	746	+ 26
Michael J. Russo	695	614	266	880	1	3	4	2	1	3	902	252	297	124	673	+ 22
Nancy Margaret Russo	487	654	239	893	2	2	4	1	7	8	947	178	168	87	433	+ 54
Shirley Strickland Saffold	774	638	313	951	4	10	14	0	2	2	957	278	305	185	768	+ 6
Brendan J. Sheehan	624	642	304	946	3	18	21	4	2	6	1060	243	173	94	510	+ 114
Ronald Suster	860	625	336	961	4	5	9	0	3	3	1002	275	322	222	819	+ 41
John D. Sutula	892	620	274	894	5	4	9	1	2	3	978	290	353	165	808	+ 84
Kathleen Ann Sutula	612	639	287	926	4	9	13	0	2	2	941	231	247	119	597	+ 15
Joan Synenberg	787	611	321	932	0	7	7	0	6	6	948	312	306	153	771	+ 16
Steven J. Terry	843	637	282	919	6	10	16	0	8	8	1007	289	305	161	755	+ 88
José A. Villanueva	792	620	296	916	5	7	12	0	7	7	969	305	335	99	739	+ 53
TOTALS	23850	21165	9414	30579	88	223	311	46	136	182	31338	9352	9454	4285	23091	+ 759

Corrections/Adjustments

CUYAHOGA COUNTY COMMON PLEAS COURT

Corrections / Adjustments

There was a minor error in the *New Marsh. Of Lien/Quite Title/Partition Case Filings by Month, Total New Judicial Foreclosure Filings by Month for Year 2010 and Total New Judicial Foreclosure Filings 1996-2010* for the month of January 2010.

The following charts reflect the **original** and **corrected** numbers.

