



CUYAHOGA COUNTY COMMON PLEAS COURT

***Statistics Report
September 2010***

***Nancy A. Fuerst
Administrative and Presiding Judge***

CUYAHOGA COUNTY COMMON PLEAS COURT

TABLE OF CONTENTS

Criminal Statistics

Newly Filed, Re-Activated And Transferred In Cases _____	4
Yearly Criminal Terminations _____	5
Pending Criminal Cases End of Period _____	6
Clearance Rate _____	7
Arrest to Disposition Timeline _____	8
Average Arrest to Disposition Timeline (Jail Cases) _____	9
Average Arrest to Disposition Timeline (Non-Jail Cases) _____	10
Average Arrest to Disposition Timeline (Jail and Non-Jail Cases) _____	11
Yearly Average Arrest to Disposition Timeline _____	12
Indictments and Informations Filed With the Clerk of Courts _____	13
Bail Case Arraignment Activity _____	14
Overall Arraignment Statistics _____	15

Foreclosure Statistics

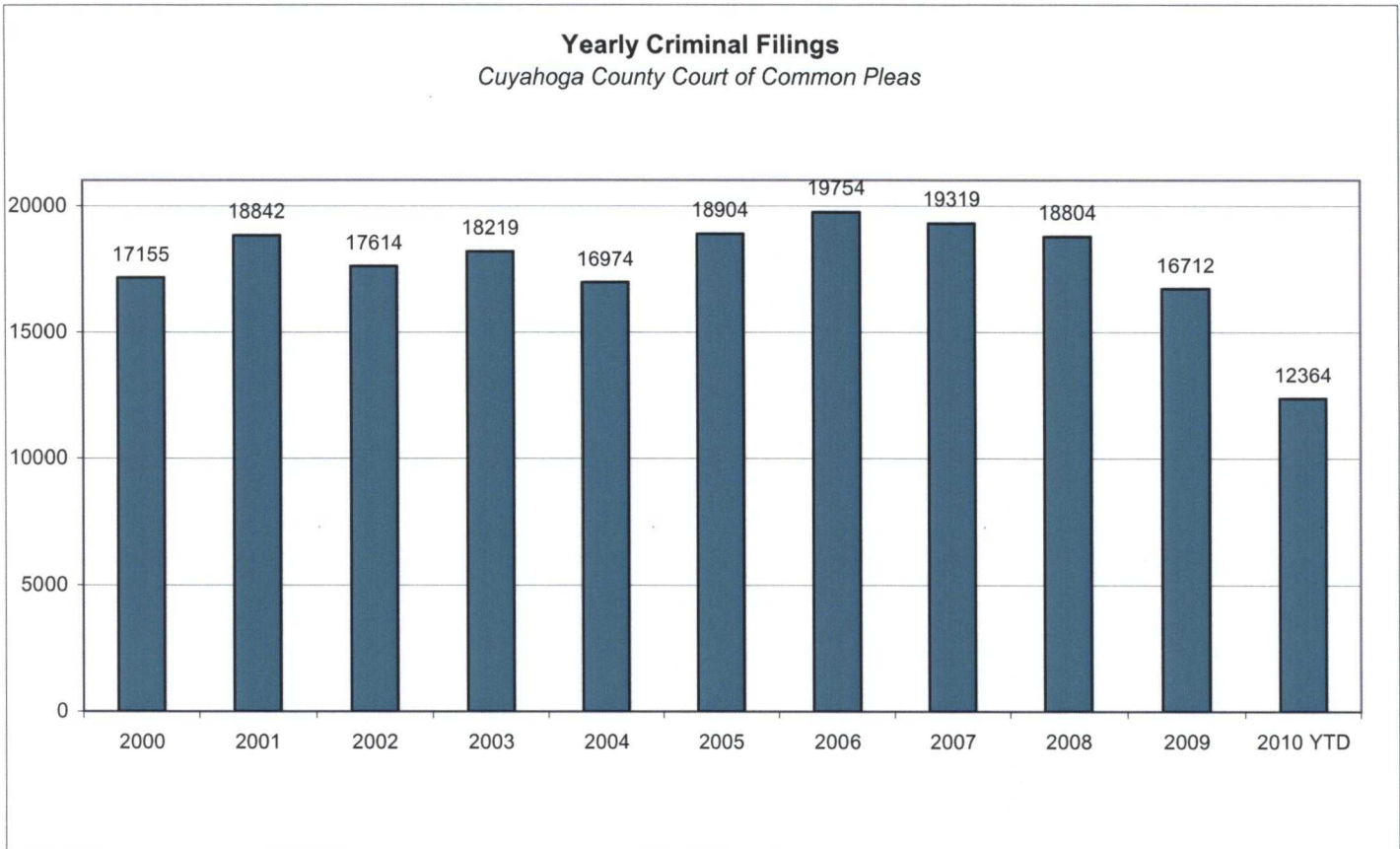
Total Pending Judicial Foreclosure Cases Referred to Magistrates (A) _____	17
Total Pending Judicial Foreclosure Cases Referred to Magistrates (B) _____	18
Total Pending Judicial Foreclosure Cases Referred to Magistrates (C) _____	19
Total Pending Tax Lien & Certificate Cases Referred to Magistrates (A) _____	20
Total Pending Tax Lien & Certificate Cases Referred to Magistrates (B) _____	21
Total Pending Tax Lien & Certificate Cases Referred to Magistrates (C) _____	22
Percentage of Pending Judicial Foreclosure Cases By Filing Year _____	23
Judicial Foreclosure Clearance Rate Year 2008 _____	24
Judicial Foreclosure Clearance Rate Year 2009 _____	25
Judicial Foreclosure Clearance Rate Year 2010 _____	26
Avg. Number of Days to Disp. (Excl. Bank. Stays & Tax Lien & Tax Cert.) _____	27
Avg. Number of Days to Disp. (Excl. Bank. Stays & Incl. Tax Lien & Tax Cert.) _____	28
Total New Judicial Foreclosure Filings _____	29
New Marsh. of Lien/Quiet Title/Partition Filings by Month for 2008 – 2010 YTD _____	30
New Tax Lien & Certificate Filings by Month for Year 2008 – 2010 YTD _____	31
Total New Judicial Foreclosure Filings by Month for Year 2008 – 2010 YTD _____	32
Magistrate's Monthly Reports _____	33
Report CMSR1062 - Judicial Foreclosure Statistics by Judge _____	41
Monthly Summary _____	47
Year to Date Summary _____	49
Corrections / Adjustments _____	52

Criminal Case Statistics

CUYAHOGA COUNTY COMMON PLEAS COURT

Newly Filed, Re-Activated And Transferred In Cases

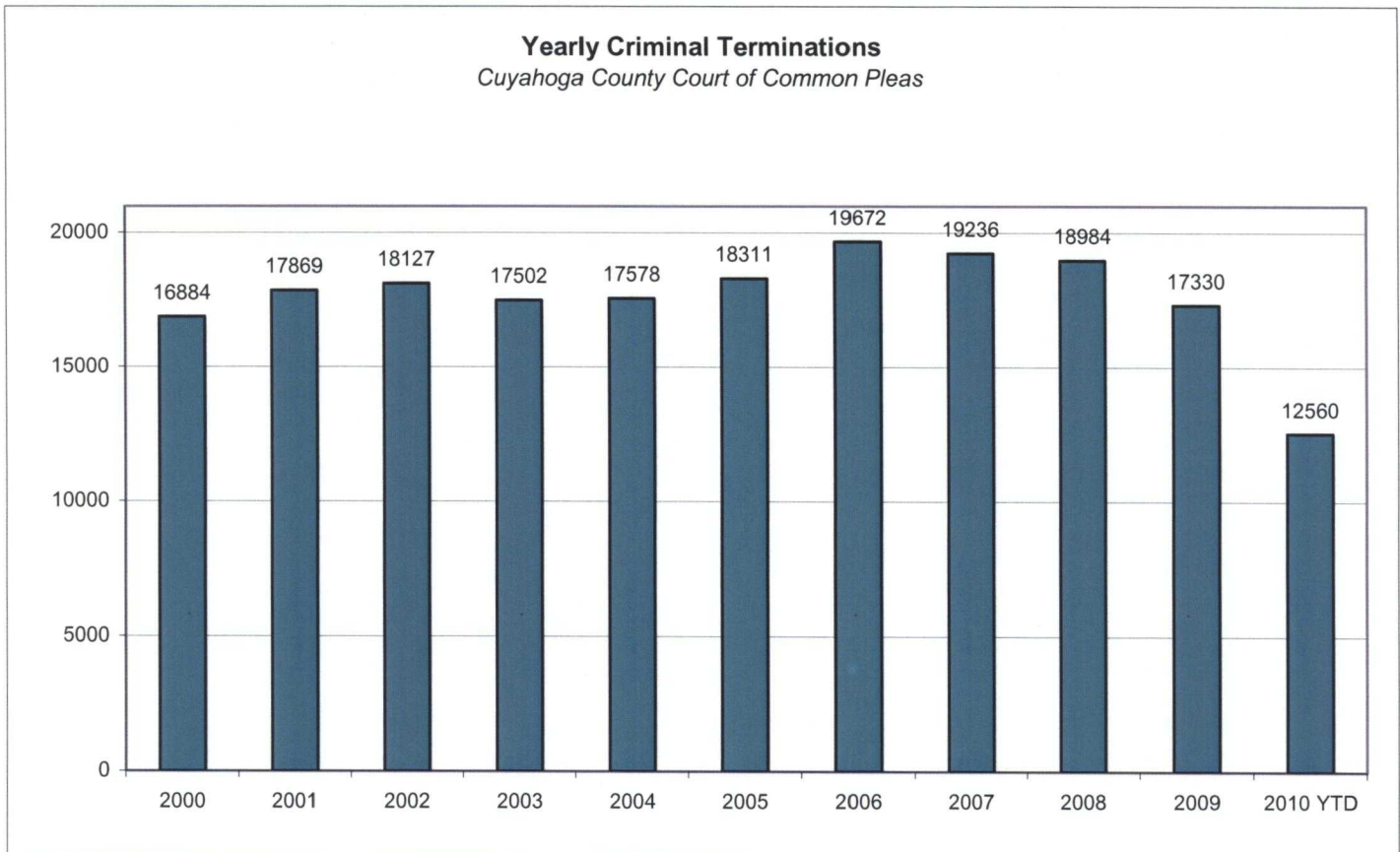
The following chart is a representation of all newly filed cases in Cuyahoga County Court of Common Pleas from 2000 – September 2010. Newly filed cases are defined as having been arraigned and assigned to a Judge. Cases that are re-activated are cases where a defendant was unavailable for trial but has now become ready to proceed. Transferred cases are moved from one Judge's docket to another. This could be due to re-assignment to a mental health Judge or after additional information indicates that by Court rule, the case should have been assigned to another Judge.



CUYAHOGA COUNTY COMMON PLEAS COURT

Yearly Criminal Terminations

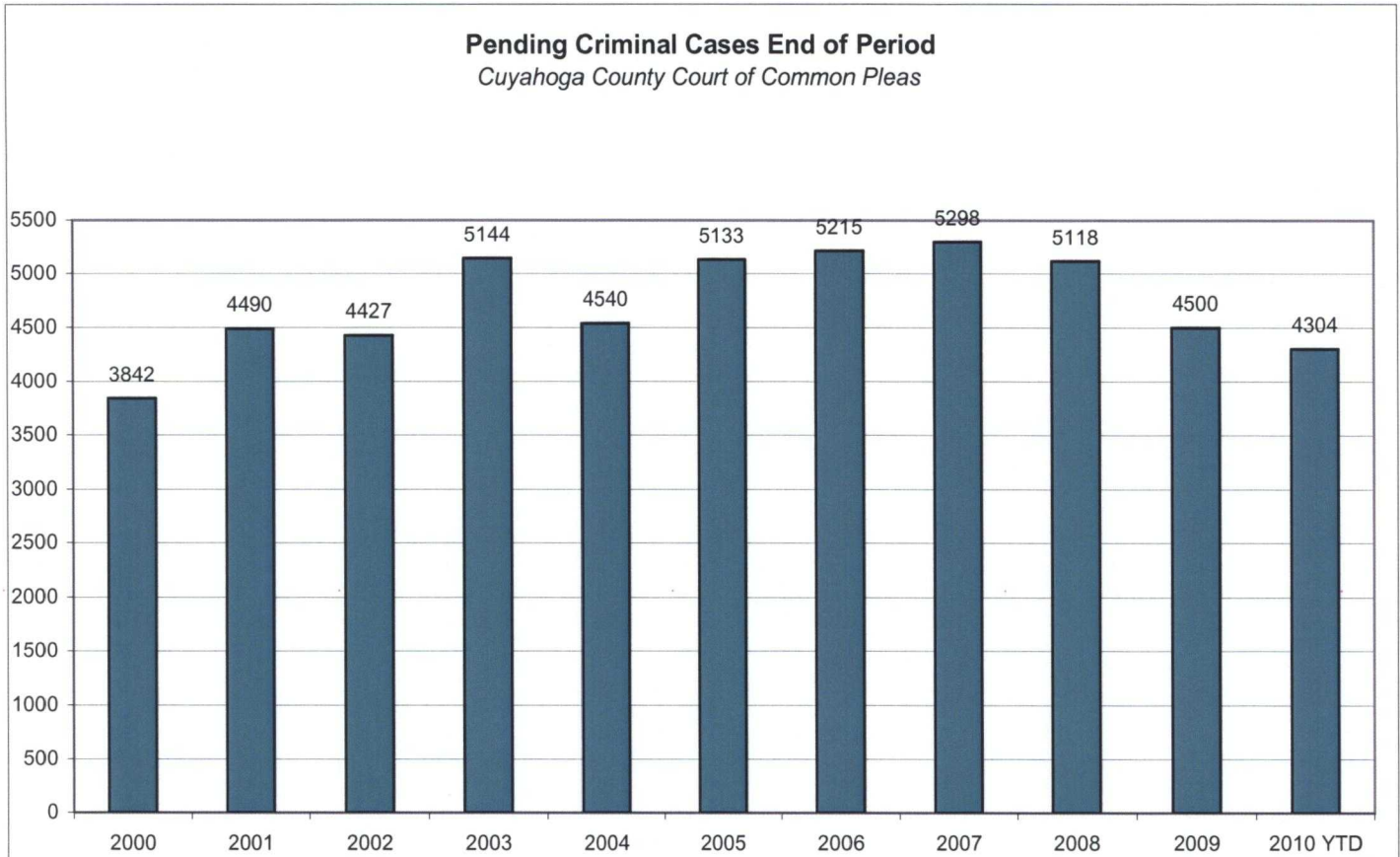
The following chart represents the cases that have been terminated by the Court from 2000 – September 2010. These are all cases that have been terminated by trial, plea or dismissal. Also cases where a defendant has become unavailable for trial or sentencing are reported as terminated.



CUYAHOGA COUNTY COMMON PLEAS COURT

Pending Criminal Cases End of Period

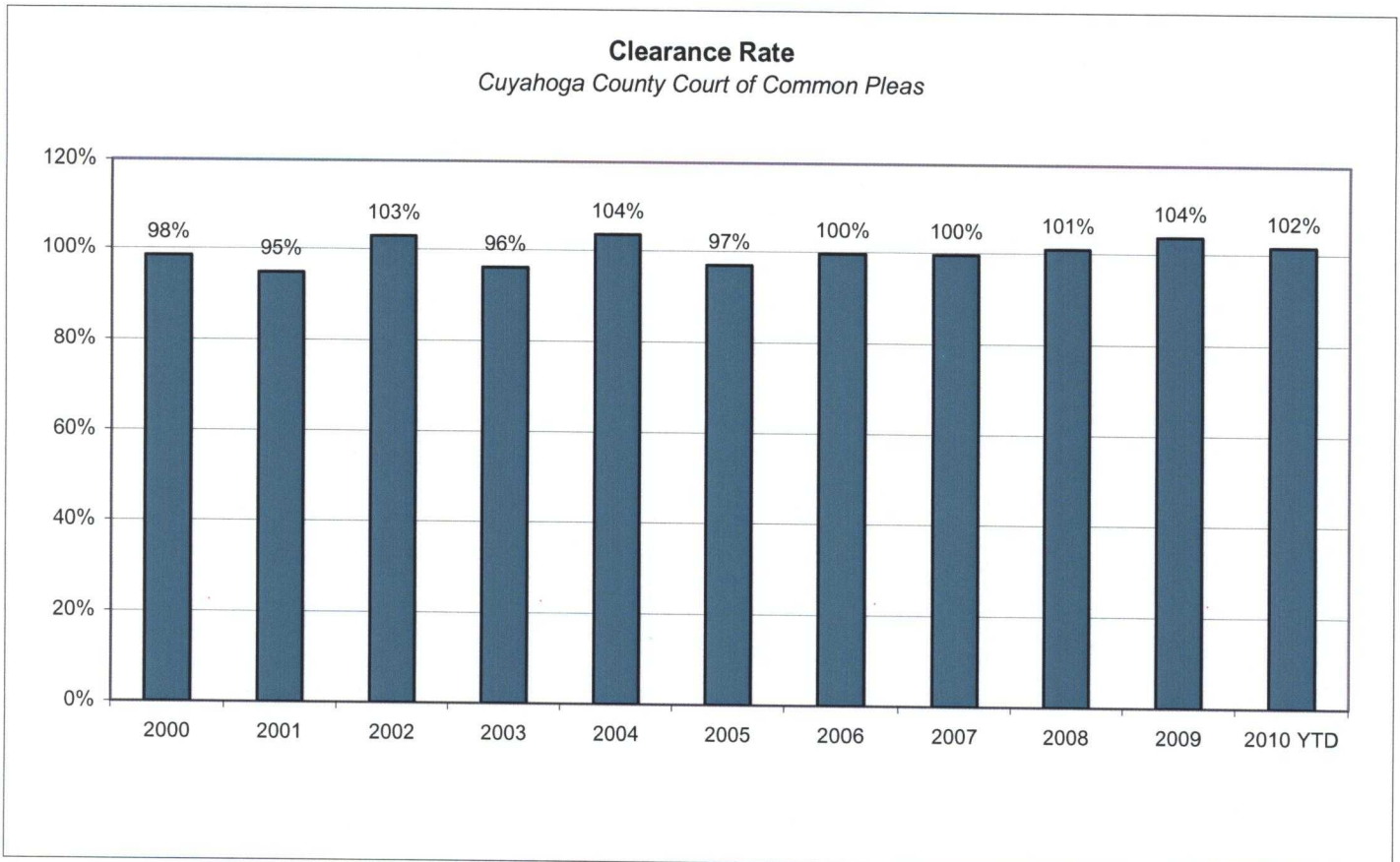
The following chart represents the total number of cases pending at the end of the reporting period from 2000 – September 2010. Taking the total number of cases pending at the beginning of the period, adding all newly filed, re-activated and transferred in cases arrives at the total pending value. The total number of cases that have been terminated in the period are then subtracted from the total pending to give the value pending at the end of the period.



CUYAHOGA COUNTY COMMON PLEAS COURT

Clearance Rate

The Clearance Rate is the number of outgoing cases as a percentage of the number of incoming cases. Clearance rate measures whether the court is keeping up with its incoming caseload. If cases are not disposed in a timely manner, a backlog of cases awaiting disposition will grow. A Clearance Rate of 100% indicates that at least as many cases as have been filed, reopened, or reactivated in a period have been disposed.



Arrest to Disposition Timeline

Arrest to disposition timeline is a method to measure how felony cases flow through the Cuyahoga County Criminal Justice System. By capturing how long a case takes to move from stage to stage, we can examine where problems may exist and where potential improvements in case processing can be made.

The source data was extracted from the Cuyahoga County Court of Common Pleas Case Management System. The overall population of sample data was based on cases terminated in a given month excluding cases that have gone through diversion programs. A case is defined as a defendant and all charges involved in a single incident. The time period for the extracted data is from September 2010.

The stages examined were:

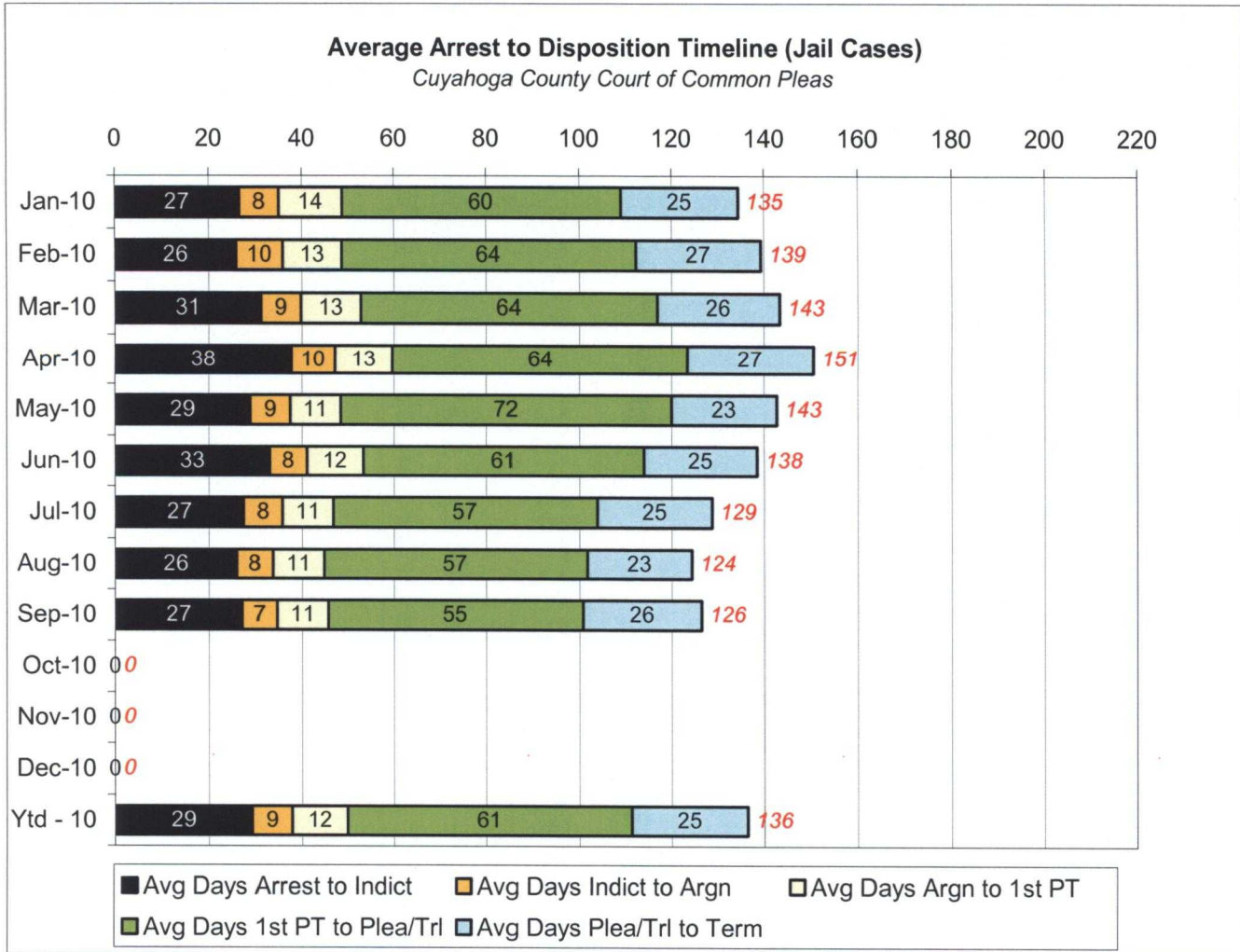
- Arrest to Indictment
- Indictment to Arraignment
- Arraignment to 1st Pre-Trial
- 1st Pre-Trial to Plea/Trial
- Plea/Trial to Termination

Due to the fact that each case may or may not have all of the stage date elements, a method to arrive at stage averages was applied. For a case to be included in the average for a stage there would need to be both dates for the given stage. A case would be included in the Arrest to Indictment stage if both arrest date and indictment date were available. This method was applied to each of the five stages. Next we calculated the total number of cases that met the date criteria for each of the ranges and also the total number of days between each date. To arrive at an average, the total number of days for each case in each range was calculated and divided by the total number of cases that met the date criteria. If a case had a time period or periods where the defendant was capiased or referred to the Psych Clinic, that amount of time was subtracted from the appropriate range. For re-indicted cases, the original arrest date is used.

The following three charts are for Jail, Non-Jail and combined Jail and Non-Jail cases. Jail and Non-Jail cases are defined by the status of the defendant at arraignment.

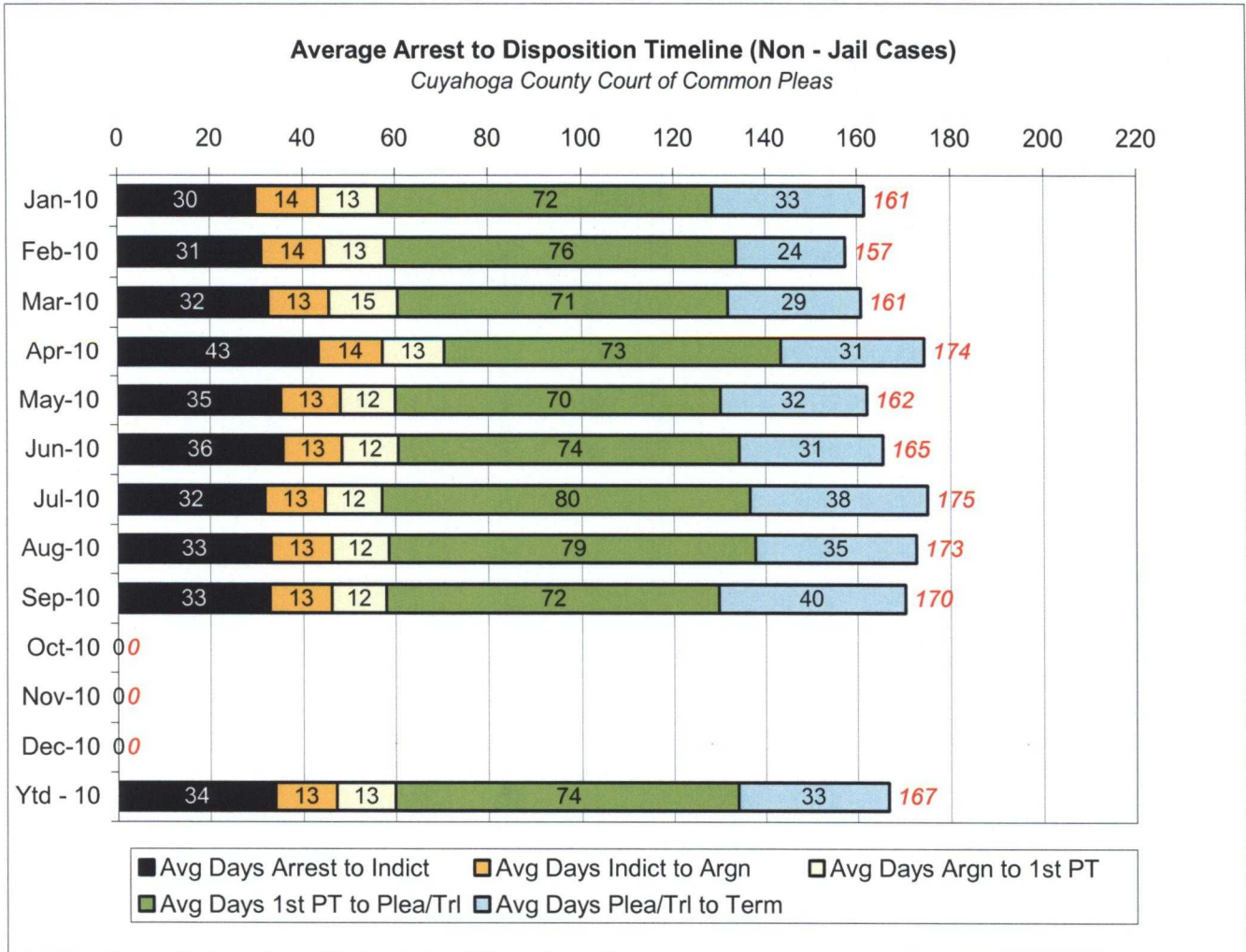
CUYAHOGA COUNTY COMMON PLEAS COURT

Average Arrest to Disposition Timeline (Jail Cases)



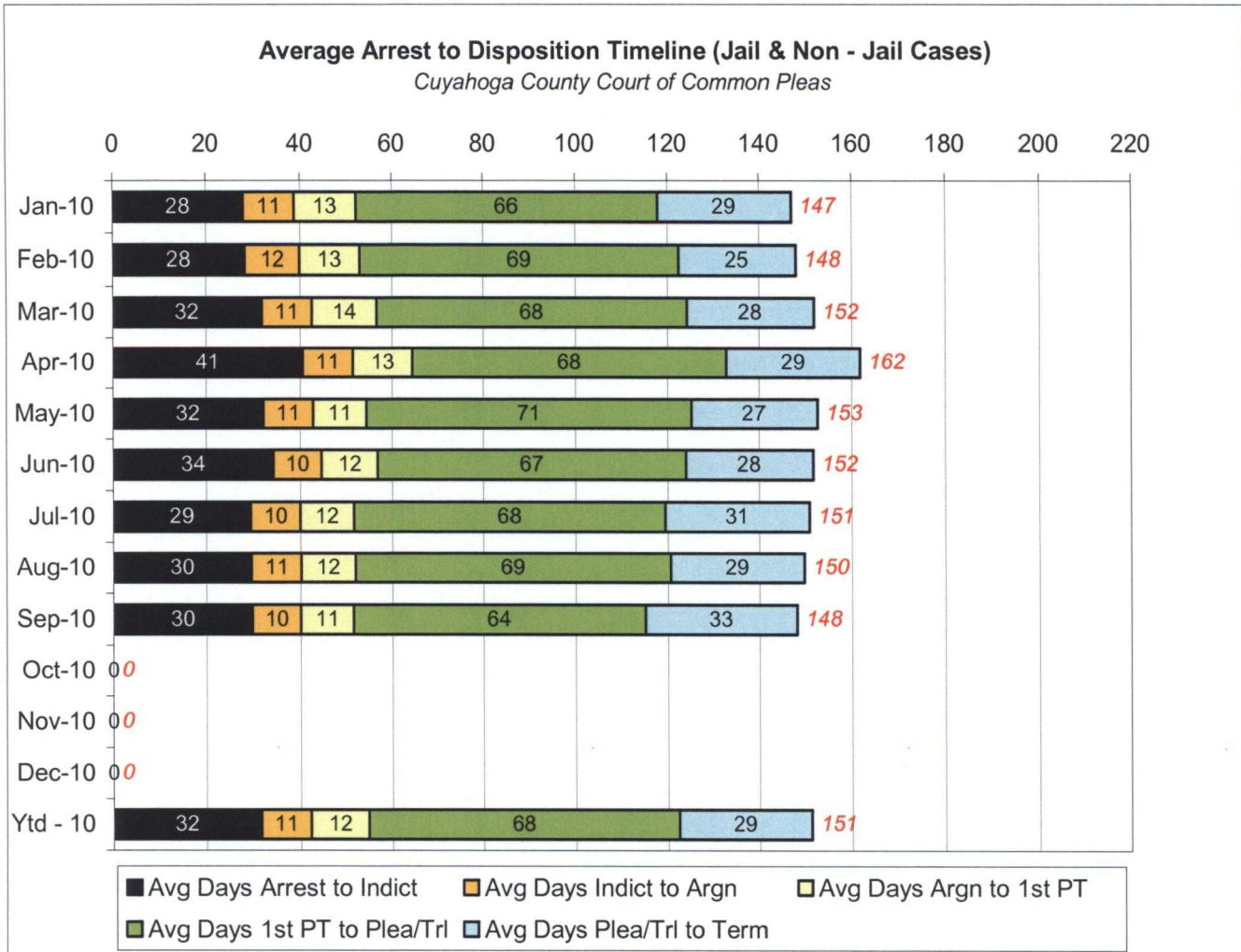
CUYAHOGA COUNTY COMMON PLEAS COURT

Average Arrest to Disposition Timeline (Non-Jail Cases)



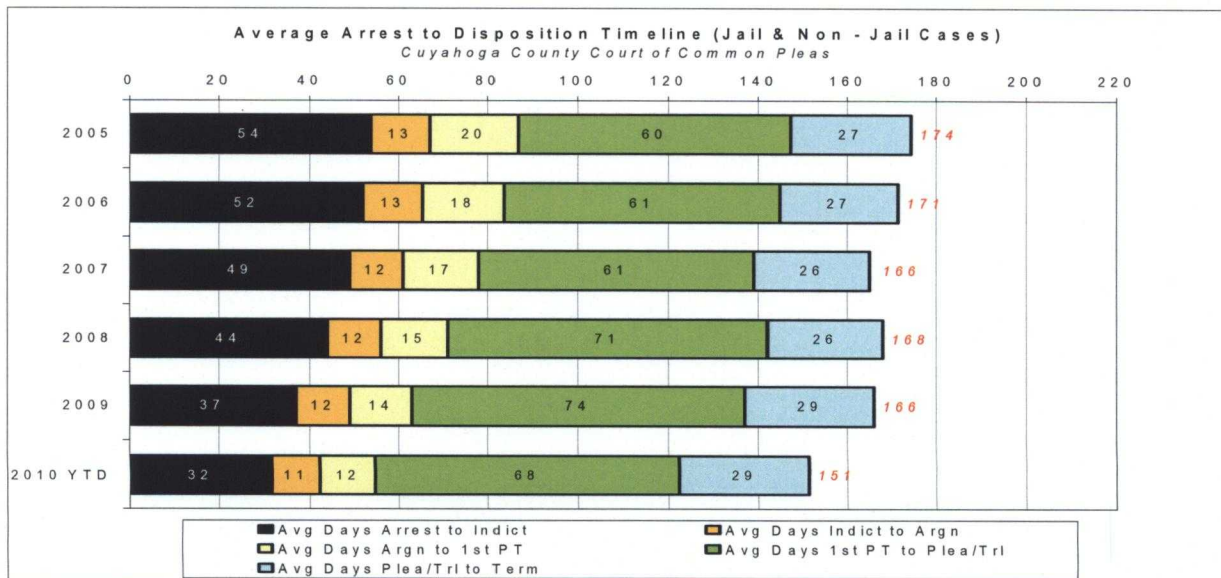
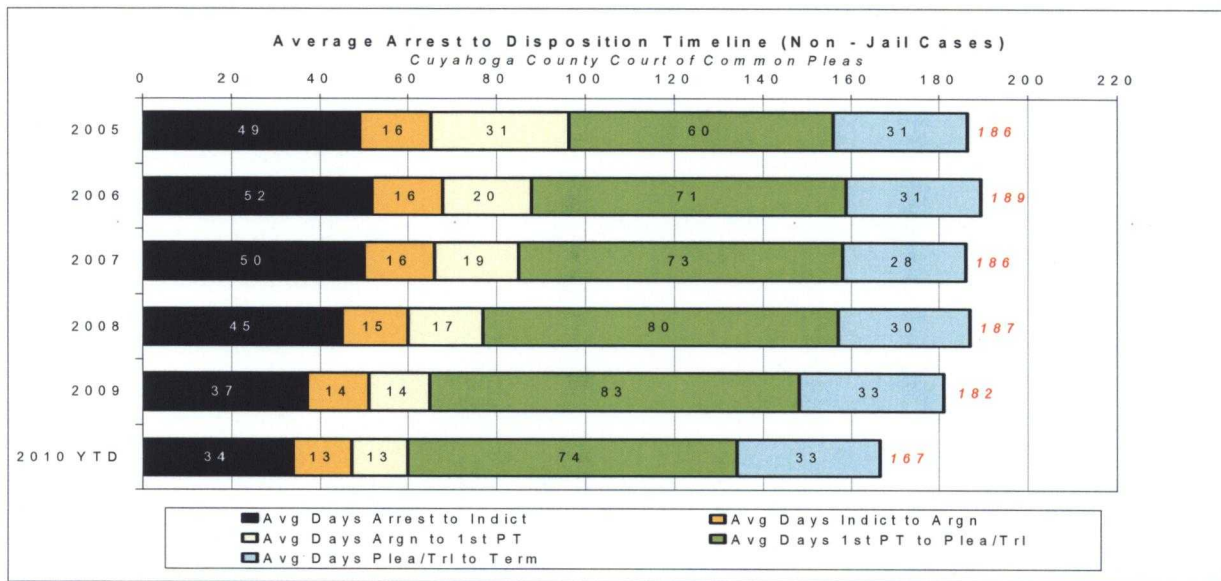
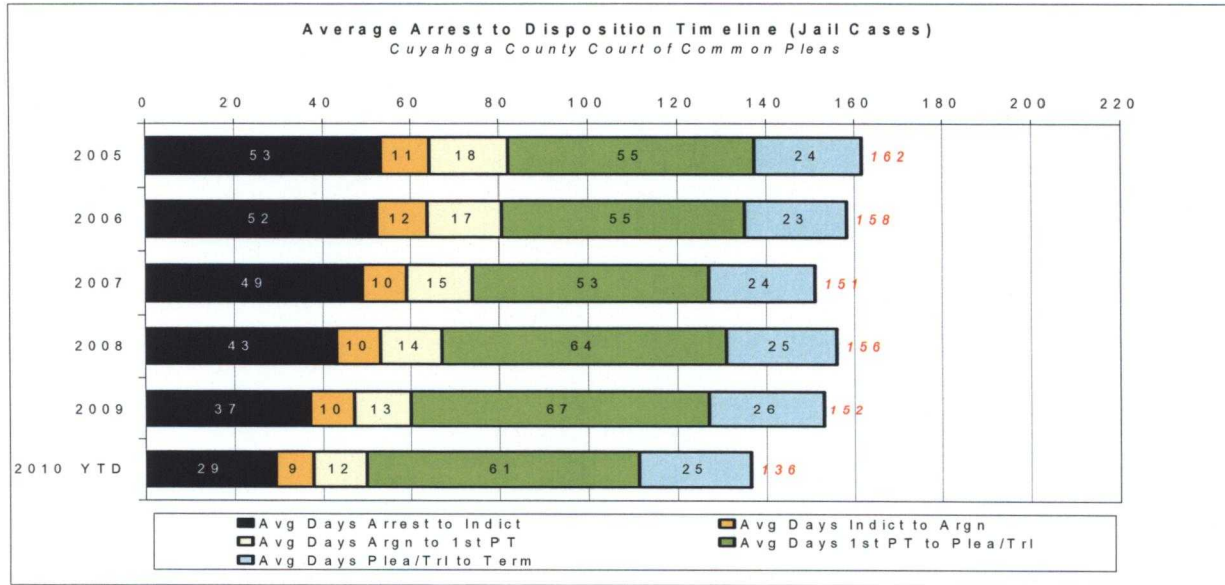
CUYAHOGA COUNTY COMMON PLEAS COURT

Average Arrest to Disposition Timeline (Jail and Non-Jail Cases)



CUYAHOGA COUNTY COMMON PLEAS COURT

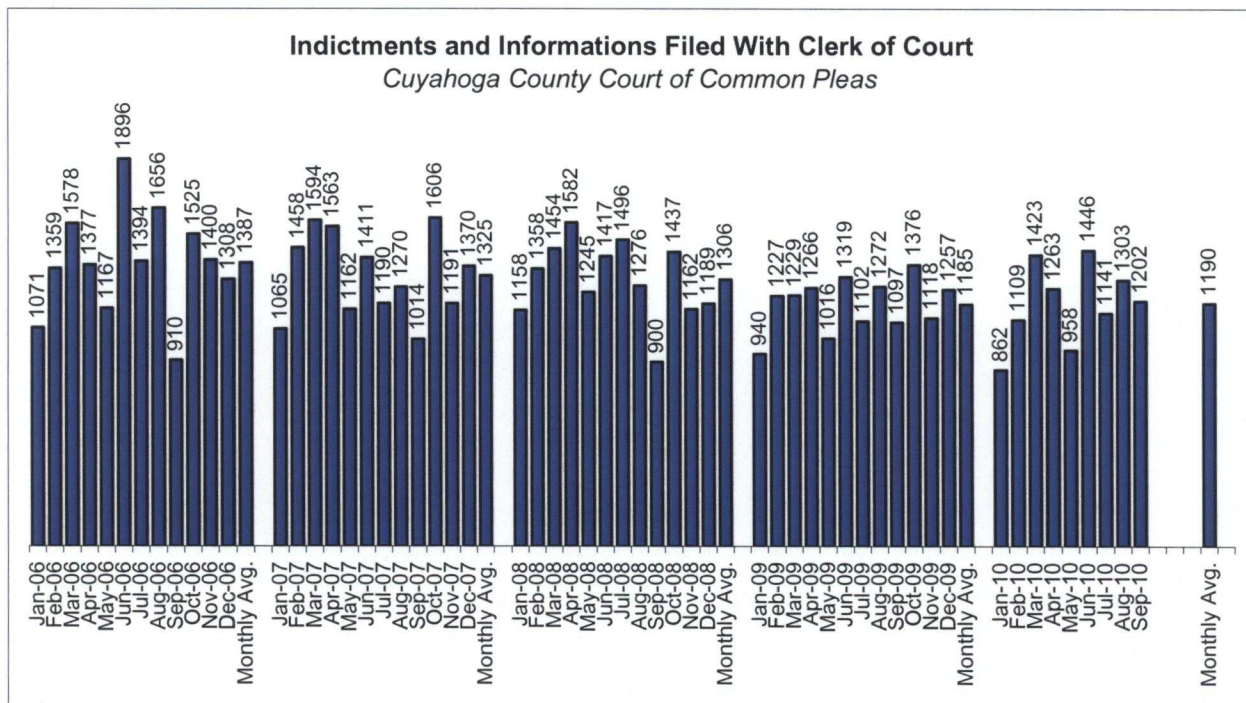
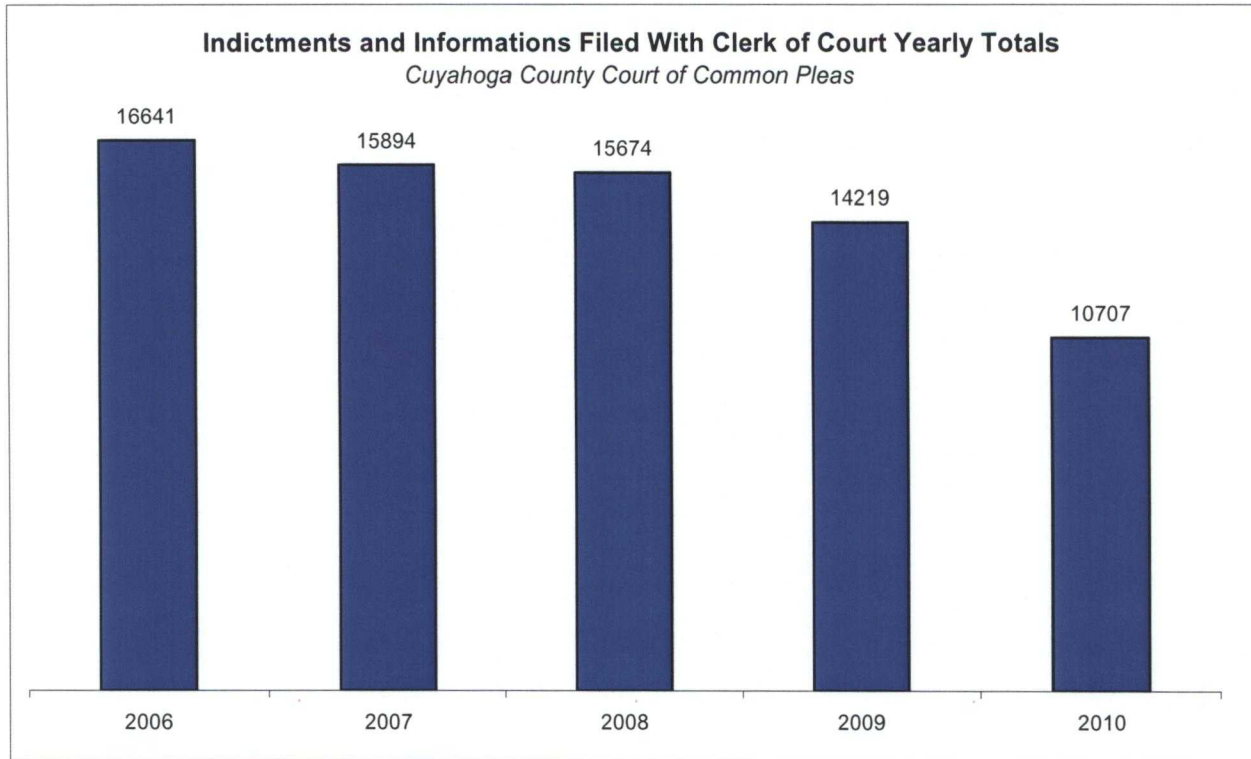
Yearly Average Arrest to Disposition Timeline



CUYAHOGA COUNTY COMMON PLEAS COURT

Indictments and Informations Filed With the Clerk of Courts

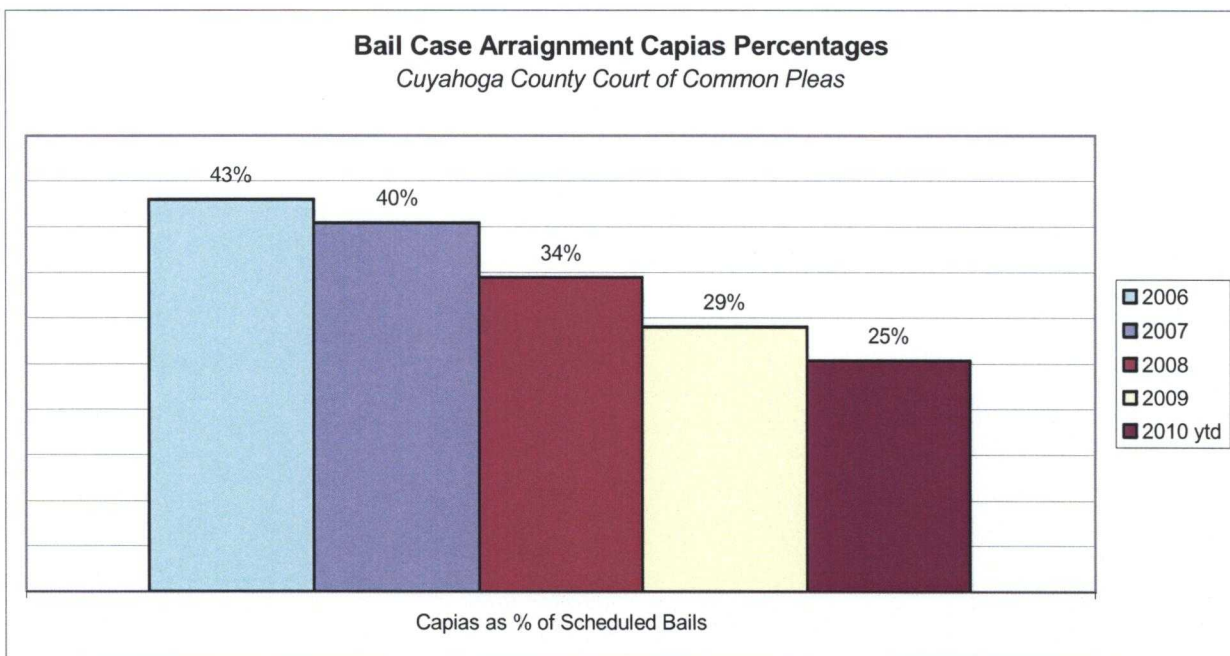
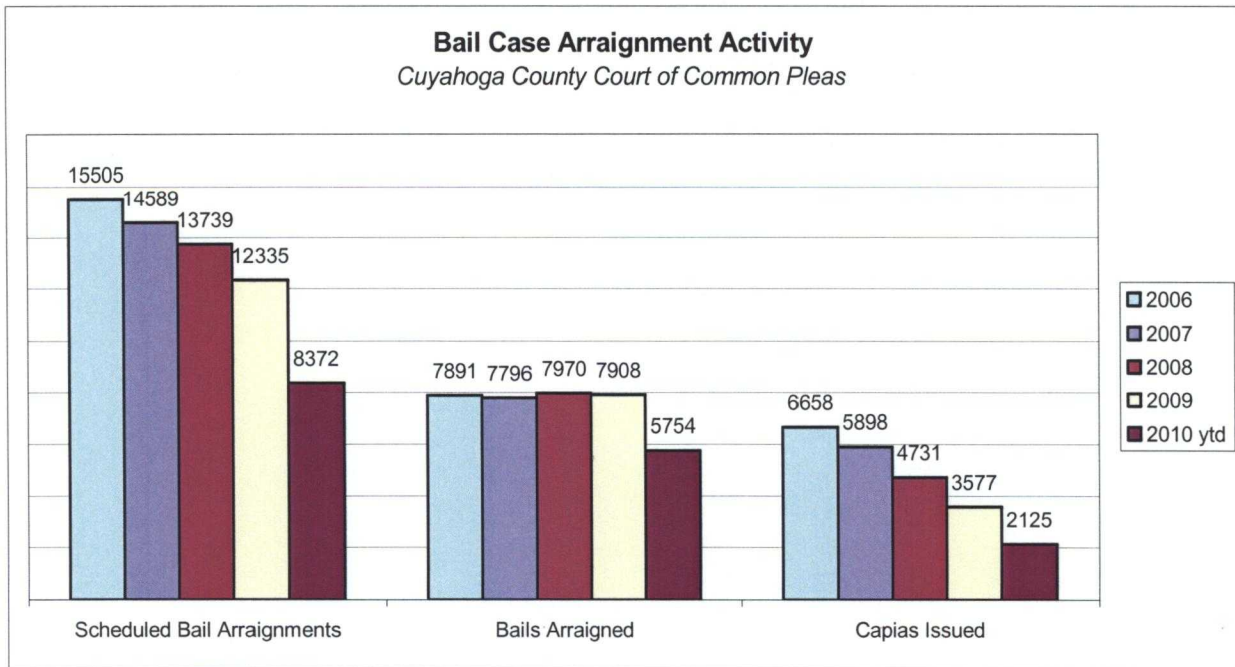
The following charts are reflective of Indictments and Informations filed with the Criminal Clerk of Courts from 2006. The source for this information was the Criminal Clerk's Office.



CUYAHOGA COUNTY COMMON PLEAS COURT

Bail Case Arraignment Activity

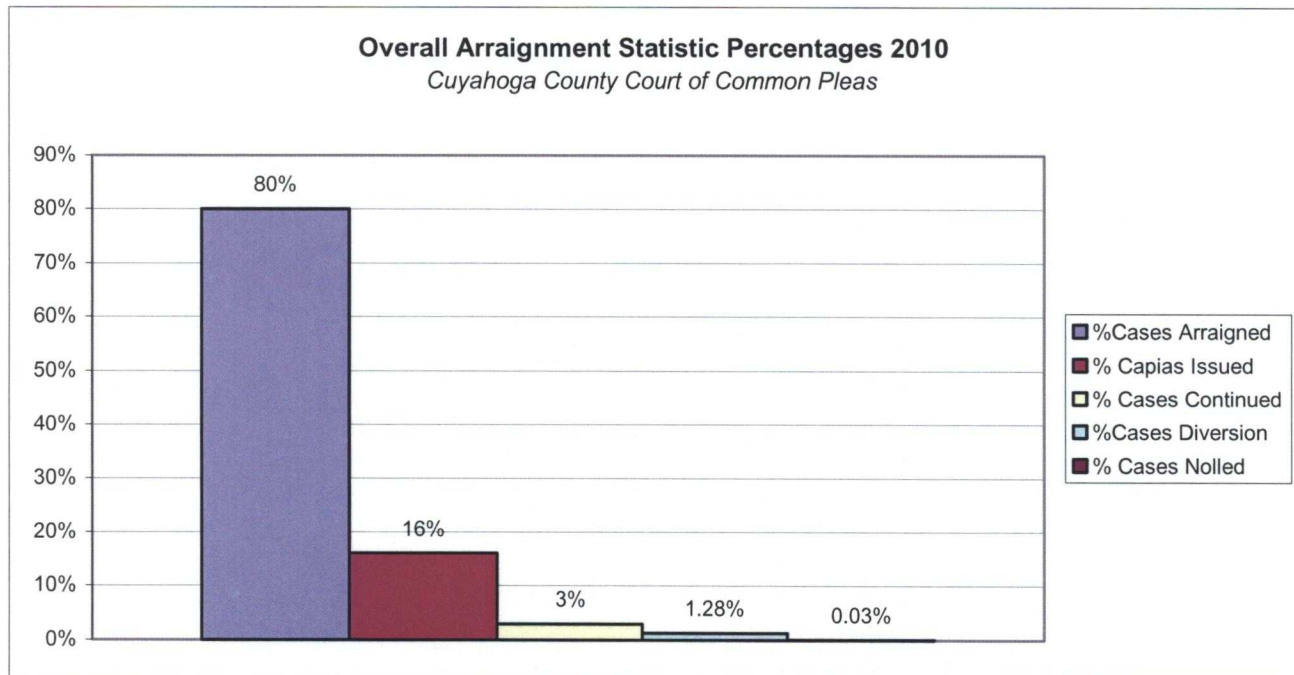
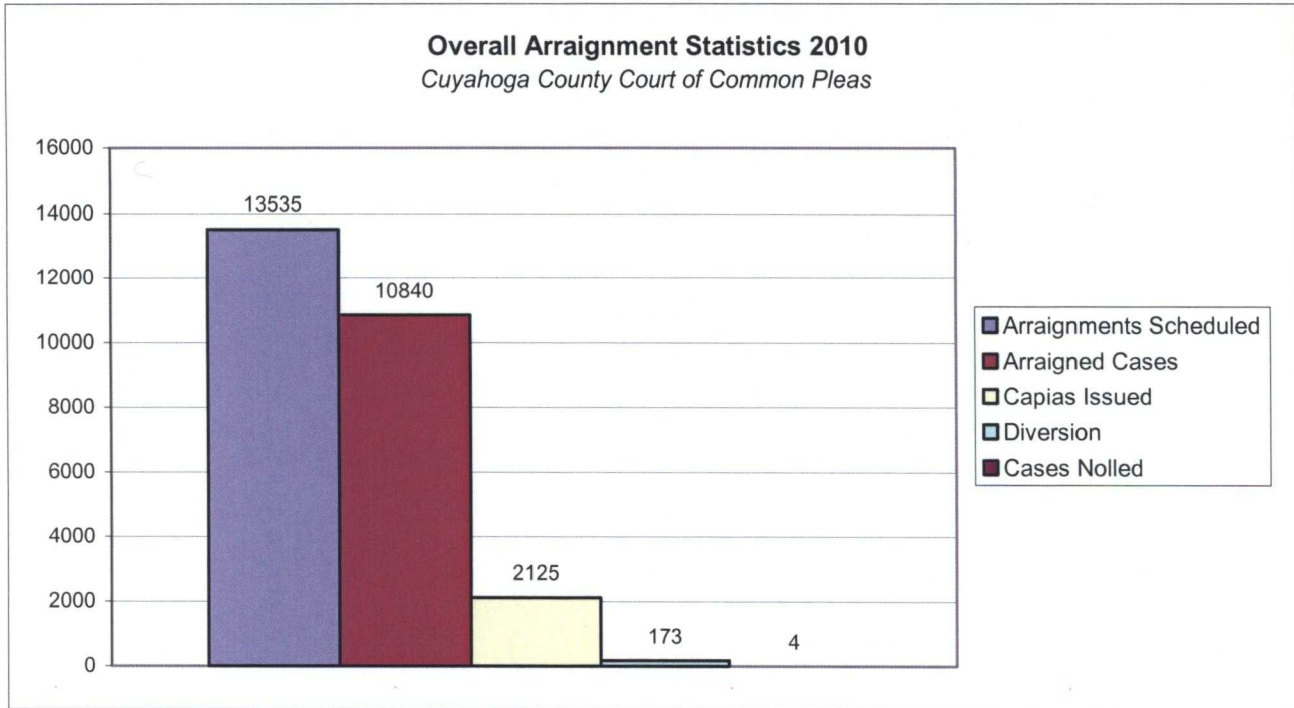
The following charts are reflective of arraignment activity where the defendant was not incarcerated at the time of arraignment. The source for this information was the Criminal Records Department.



CUYAHOGA COUNTY COMMON PLEAS COURT

Overall Arraignment Statistics

The arraignment statistics were provided by the Criminal Records Department. They are provided to give a representation of arraignment activity in the Court in 2010. These statistics include jail and non – jail arraignments.



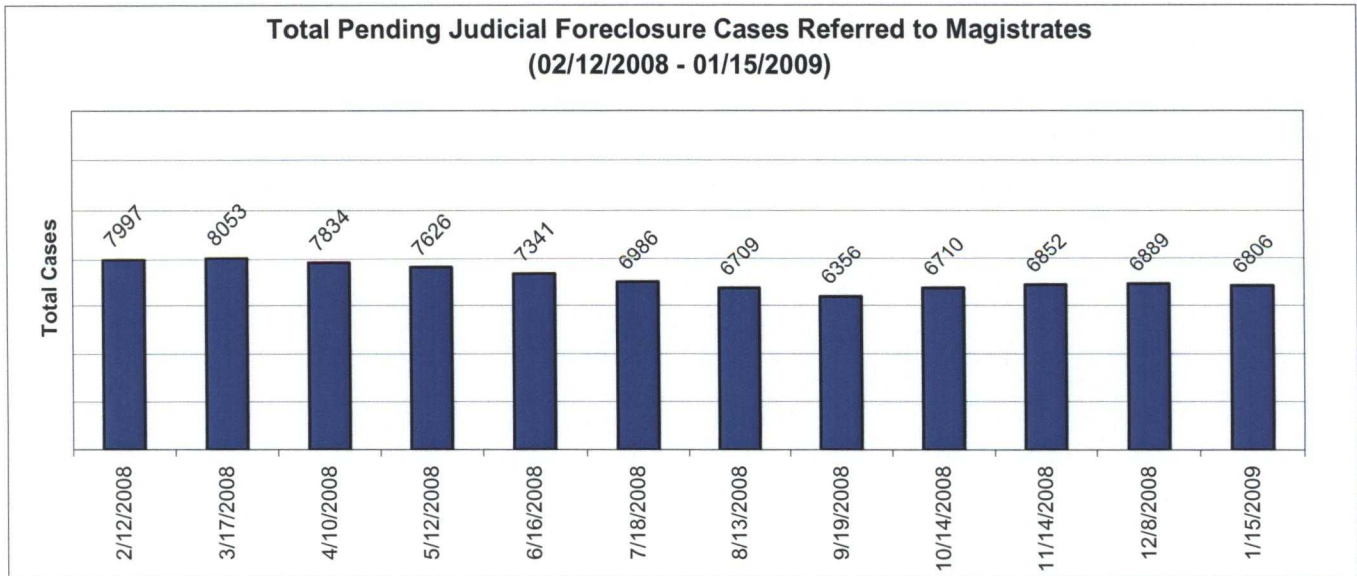
Judicial Foreclosure Statistics¹

¹ For clarification purposes, Foreclosure cases in this report are identified as Judicial Foreclosure filings (filing codes 1460 (Foreclosure Marsh. Of Lien), 1465 (Tax Lien), 1466 (Tax Certificate), 1470 (Quiet Title), and 1480 (Partition)). These cases are different from Board of Revision Foreclosures, which are not reported here.

CUYAHOGA COUNTY COMMON PLEAS COURT

Total Pending Judicial Foreclosure Cases Referred to Magistrates (A)

The following chart is a display of the total number of pending Judicial Foreclosure cases referred to the Magistrates on specific dates. The table below shows the number of these cases pending for each year since 1990.

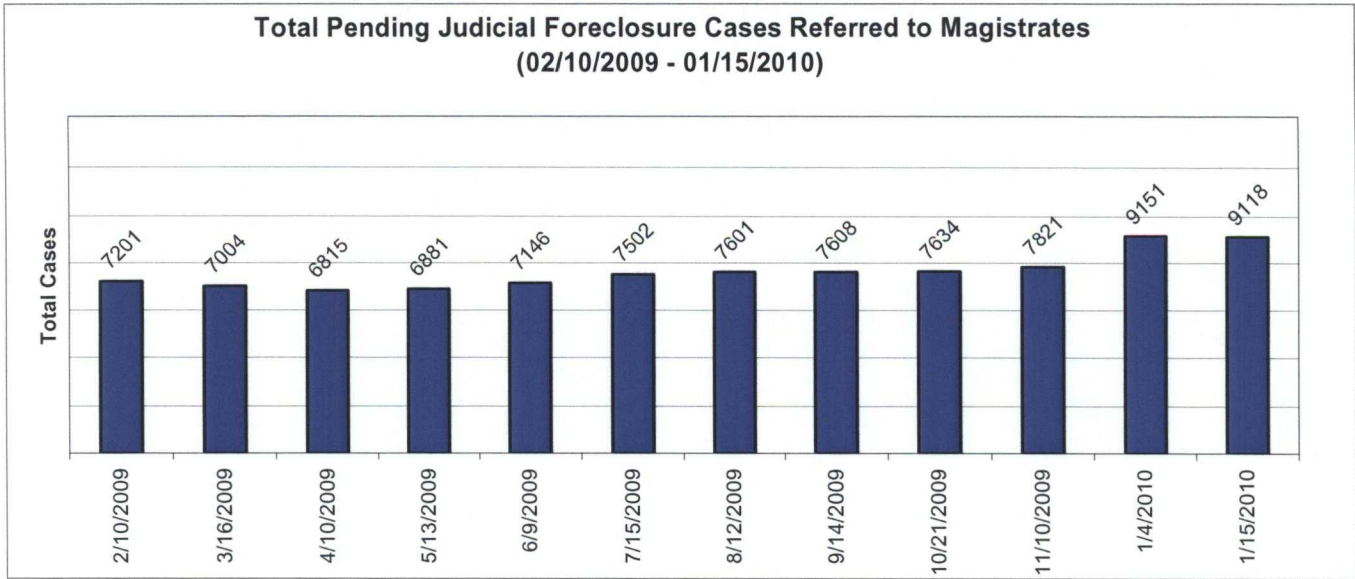


As of:	2/12/2008	3/17/2008	4/10/2008	5/12/2008	6/16/2008	7/18/2008	8/13/2008	9/19/2008	10/14/2008	11/14/2008	12/8/2008	1/15/2009
	0	0	0	0	0	0	0	0	0	0	0	0
	0	0	0	0	0	0	0	0	0	0	0	0
	0	0	0	0	0	0	0	0	0	0	0	0
	0	0	0	0	0	0	0	0	0	0	0	0
	0	0	0	0	0	0	0	0	0	0	0	0
	0	0	0	0	0	0	0	0	0	0	0	0
	0	0	0	0	0	0	0	0	0	0	0	0
	0	0	0	0	0	0	0	0	0	0	0	0
	0	0	0	0	0	0	0	0	0	0	0	0
	0	0	0	0	0	0	0	0	0	0	0	0
	0	0	0	0	0	0	0	0	0	0	0	0
	2	2	2	0	0	0	0	0	0	2	2	2
	8	7	6	4	4	4	5	4	5	3	3	2
	34	22	21	20	18	15	14	9	9	8	6	3
	56	48	40	35	22	19	16	15	12	8	9	10
	111	90	80	74	58	53	47	35	29	24	20	22
	225	160	136	116	89	76	72	52	49	39	36	25
	607	513	431	363	299	254	224	192	180	158	136	113
	5504	4468	3533	2685	1975	1479	1183	903	830	667	565	443
	1450	2743	3585	4329	4876	5086	5148	5146	5596	5943	6112	6186
	7997	8053	7834	7626	7341	6986	6709	6356	6710	6852	6889	6806

CUYAHOGA COUNTY COMMON PLEAS COURT

Total Pending Judicial Foreclosure Cases Referred to Magistrates (B)

The following chart is a display of the total number of pending Judicial Foreclosure cases referred to the Magistrates on specific dates. The table below shows the number of these cases pending from each year since 1990.

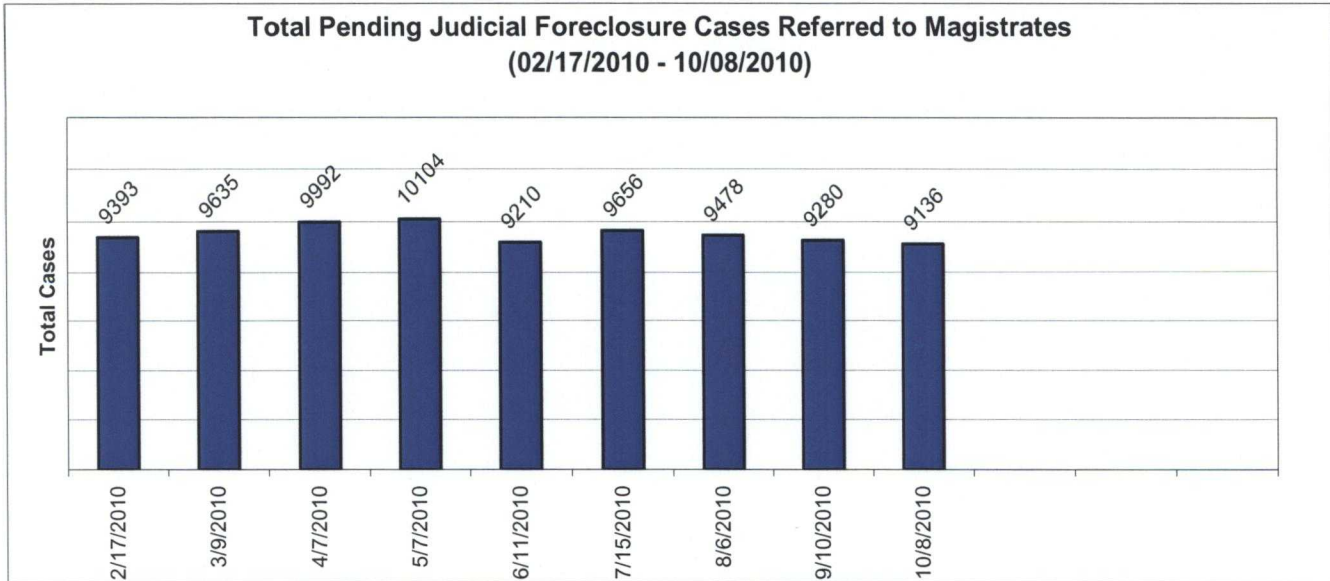


	As of:	2/10/2009	3/16/2009	4/10/2009	5/13/2009	6/9/2009	7/15/2009	8/12/2009	9/14/2009	10/21/2009	11/10/2009	1/4/2010	1/15/2010
Year													
1990		0	0	0	0	0	0	0	0	0	0	0	0
1991		0	0	0	0	0	0	0	0	0	0	0	0
1992		0	0	0	0	0	0	0	0	0	0	0	0
1993		0	0	0	0	0	0	0	0	0	0	0	0
1994		0	0	0	0	0	0	0	0	0	0	0	0
1995		0	0	0	0	0	0	0	0	0	0	0	0
1996		0	0	0	0	0	0	0	0	0	0	0	0
1997		0	0	0	0	0	0	0	0	0	0	0	0
1998		0	0	0	1	0	0	0	0	0	0	0	0
1999		0	0	0	0	0	0	0	0	0	0	0	0
2000		2	2	2	2	2	2	3	2	2	3	2	2
2001		2	1	1	1	1	1	1	1	1	1	1	1
2002		3	2	3	3	3	3	1	1	1	1	1	1
2003		10	12	14	11	11	11	11	9	8	8	8	7
2004		20	16	15	16	16	16	15	15	15	14	13	13
2005		22	19	20	19	18	16	16	16	16	12	13	13
2006		106	90	84	65	62	56	49	42	30	27	25	25
2007		399	314	263	231	203	165	145	129	107	98	88	80
2008		5533	4356	3585	2980	2510	2030	1719	1439	1162	1009	776	720
2009		1104	2192	2828	3552	4320	5202	5641	5954	6292	6648	8224	7933
2010													323
Total		7201	7004	6815	6881	7146	7502	7601	7608	7634	7821	9151	9118

CUYAHOGA COUNTY COMMON PLEAS COURT

Total Pending Judicial Foreclosure Cases Referred to Magistrates (C)

The following chart is a display of the total number of pending Judicial Foreclosure cases referred to the Magistrates on specific dates. The table below shows the number of these cases pending from each year since 1990.




Year	As of:	2/17/2010	3/9/2010	4/7/2010	5/7/2010	6/1/2010	7/15/2010	8/6/2010	9/10/2010	10/8/2010
1990		0	0	0	0	0	0	0	0	0
1991		0	0	0	0	0	0	0	0	0
1992		0	0	0	0	0	0	0	0	1
1993		0	0	0	0	0	0	0	0	0
1994		0	0	0	0	0	0	0	0	0
1995		0	0	0	0	0	0	0	0	0
1996		0	0	0	0	0	0	0	0	1
1997		0	0	0	0	0	0	0	0	0
1998		0	0	0	0	0	0	0	0	0
1999		0	0	0	0	0	0	0	0	1
2000		3	3	3	2	2	1	1	1	0
2001		1	1	1	0	0	0	1	0	0
2002		1	0	1	1	1	1	1	1	1
2003		6	7	7	8	8	8	6	5	6
2004		11	12	11	13	11	10	8	9	11
2005		12	13	15	11	9	12	11	9	7
2006		23	22	16	15	13	17	12	15	15
2007		69	65	63	64	61	50	47	43	37
2008		585	511	442	356	308	262	250	215	189
2009		7064	6478	5811	5137	4070	3424	2990	2527	2125
2010		1618	2523	3622	4497	4727	5871	6151	6455	6742
Total		9393	9635	9992	10104	9210	9656	9478	9280	9136

CUYAHOGA COUNTY COMMON PLEAS COURT

Total Pending Tax Lien & Certificate Cases Referred to Magistrates (A)

The following chart is a display of the number of pending tax Judicial Foreclosure cases referred to the Magistrates on specific dates. The table below shows the number of pending tax Judicial Foreclosure cases in each year since 1990.

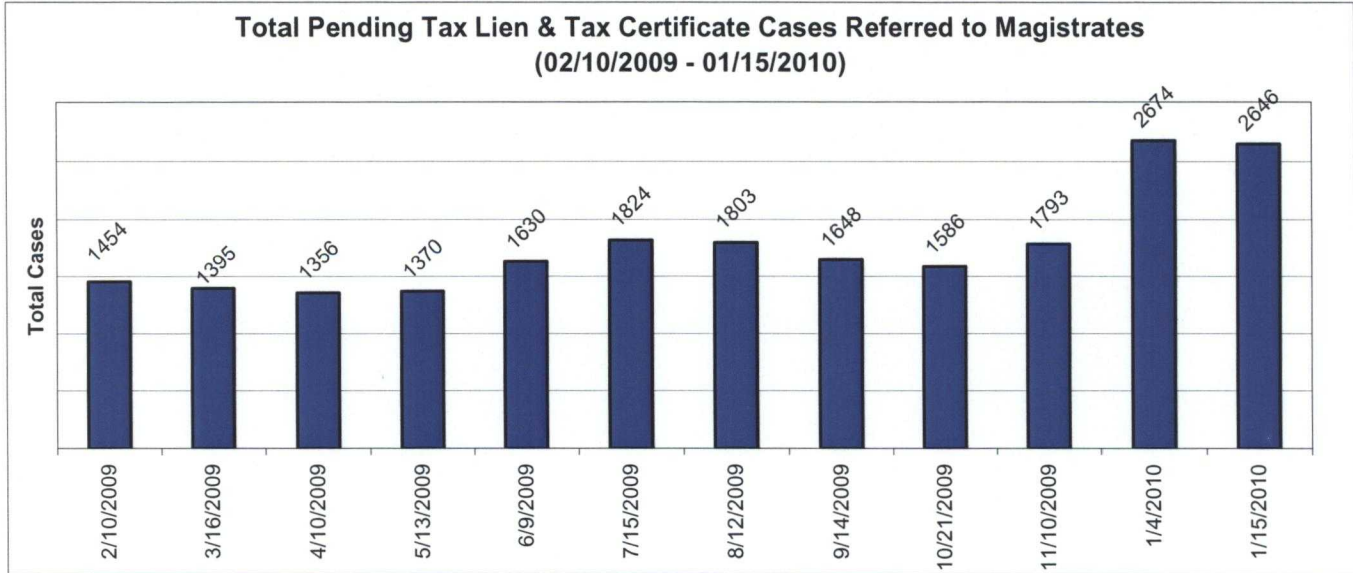


	As of:	2/12/2008	3/17/2008	4/10/2008	5/12/2008	6/16/2008	7/18/2008	8/13/2008	9/19/2008	10/14/2008	11/14/2008	12/8/2008	1/15/2009
Year													
1990		0	0	0	0	0	0	0	0	0	0	0	0
1991		0	0	0	0	0	0	0	0	0	0	0	0
1992		0	0	0	0	0	0	0	0	0	0	0	0
1993		0	0	0	0	0	0	0	0	0	0	0	0
1994		0	0	0	0	0	0	0	0	0	0	0	0
1995		0	0	0	0	0	0	0	0	0	0	0	0
1996		0	0	0	0	0	0	0	0	0	0	0	0
1997		0	0	0	0	0	0	0	0	0	0	0	0
1998		0	0	0	0	0	0	0	0	0	0	0	0
1999		0	0	0	0	0	0	0	0	0	0	0	0
2000		0	0	0	0	0	0	0	0	0	1	1	1
2001		5	4	4	4	4	4	4	3	4	3	3	2
2002		23	12	11	10	9	7	6	4	3	2	5	0
2003		26	17	14	13	8	5	3	1	0	0	0	1
2004		69	51	44	39	26	24	21	14	9	8	5	5
2005		159	104	87	73	52	42	35	22	17	10	10	9
2006		344	274	219	175	136	118	95	70	60	52	50	39
2007		791	654	532	424	350	304	262	211	193	150	131	88
2008		95	127	213	262	306	381	424	401	408	641	819	1305
Total		1512	1243	1124	1000	891	885	850	726	694	867	1024	1450

CUYAHOGA COUNTY COMMON PLEAS COURT

Total Pending Tax Lien & Certificate Cases Referred to Magistrates (B)

The following chart is a display of the number of pending tax Judicial Foreclosure cases referred to the Magistrates on specific dates. The table below shows the number of pending tax Judicial Foreclosure cases in each year since 1990.

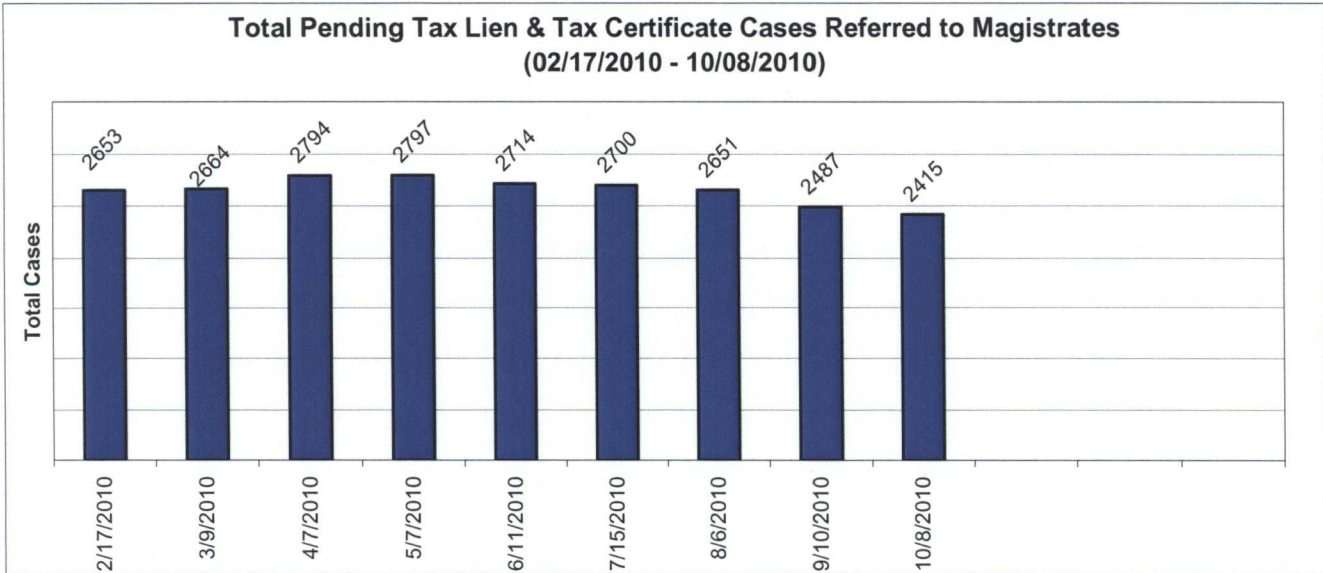


	As of:	2/10/2009	3/16/2009	4/10/2009	5/13/2009	6/9/2009	7/15/2009	8/12/2009	9/14/2009	10/21/2009	11/10/2009	1/4/2010	1/15/2010
Year													
1990		0	0	0	0	0	0	0	0	0	0	0	0
1991		0	0	0	0	0	0	0	0	0	0	0	0
1992		0	0	0	0	0	0	0	0	0	0	0	0
1993		0	0	0	0	0	0	0	0	0	0	0	0
1994		0	0	0	0	0	0	0	0	0	0	0	0
1995		0	0	0	0	0	0	0	0	0	0	0	0
1996		0	0	0	0	0	0	0	0	0	0	0	0
1997		0	0	0	0	0	0	0	0	0	0	0	0
1998		0	0	0	0	0	0	0	0	0	0	0	0
1999		0	0	0	0	0	0	0	0	0	0	0	0
2000		1	1	1	1	1	1	1	1	1	1	1	1
2001		2	1	1	1	1	1	1	1	1	1	1	1
2002		0	0	0	0	0	0	0	0	0	0	0	0
2003		1	2	2	1	1	1	1	1	1	1	1	1
2004		4	3	3	3	3	3	4	4	4	4	4	4
2005		8	4	3	3	3	3	3	2	2	2	2	2
2006		35	29	24	19	19	18	14	12	9	6	5	4
2007		77	60	45	39	36	30	24	23	16	14	13	13
2008		1244	1118	1027	922	839	697	586	464	369	318	251	228
2009		82	177	250	381	727	1070	1169	1140	1183	1446	2396	2369
2010													23
Total		1454	1395	1356	1370	1630	1824	1803	1648	1586	1793	2674	2646

CUYAHOGA COUNTY COMMON PLEAS COURT

Total Pending Tax Lien & Certificate Cases Referred to Magistrates (C)

The following chart is a display of the number of pending tax Judicial Foreclosure cases referred to the Magistrates on specific dates. The table below shows the number of pending tax Judicial Foreclosure cases in each year since 1990.

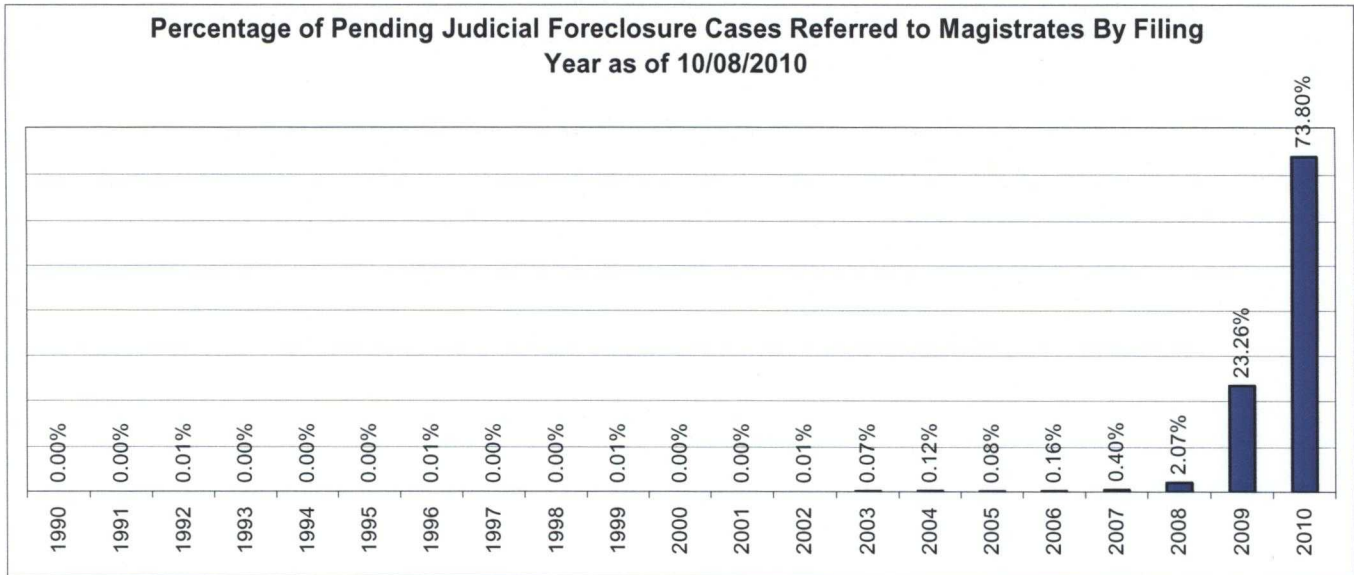


Year	As of:	2/17/2010	3/9/2010	4/7/2010	5/7/2010	6/11/2010	7/15/2010	8/6/2010	9/10/2010	10/8/2010
1990		0	0	0	0	0	0	0	0	0
1991		0	0	0	0	0	0	0	0	0
1992		0	0	0	0	0	0	0	0	0
1993		0	0	0	0	0	0	0	0	0
1994		0	0	0	0	0	0	0	0	0
1995		0	0	0	0	0	0	0	0	0
1996		0	0	0	0	0	0	0	0	0
1997		0	0	0	0	0	0	0	0	0
1998		0	0	0	0	0	0	0	0	0
1999		0	0	0	0	0	0	0	0	0
2000		1	1	1	1	1	1	1	1	0
2001		1	1	1	0	0	0	0	0	0
2002		0	0	0	1	0	0	0	0	0
2003		1	1	1	1	1	1	1	0	1
2004		4	3	3	3	3	3	3	3	3
2005		2	2	2	2	1	2	2	2	2
2006		3	3	3	4	2	4	4	4	4
2007		12	10	10	11	10	8	8	8	6
2008		186	156	133	107	91	82	77	63	55
2009		2267	2145	2054	1924	1750	1558	1422	1246	1102
2010		176	342	586	743	855	1041	1133	1160	1242
Total		2653	2664	2794	2797	2714	2700	2651	2487	2415

CUYAHOGA COUNTY COMMON PLEAS COURT

Percentage of Pending Judicial Foreclosure Cases By Filing Year

The following chart is a representation of the total number of pending Judicial Foreclosure cases by filing year expressed as a percentage on a specific date. The table below is the supporting data for this chart.

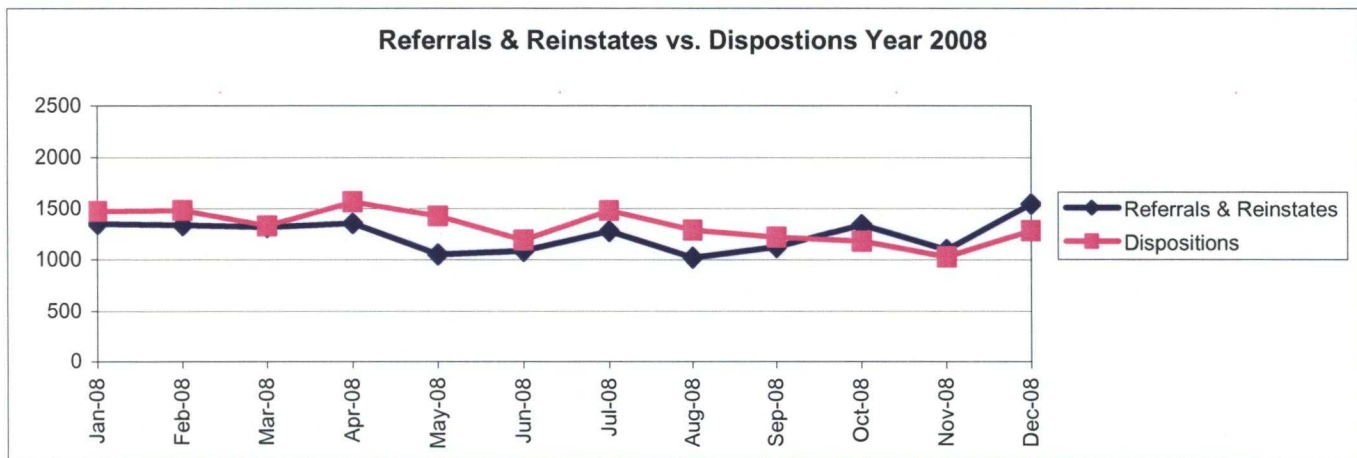


Year	As of:	10/8/2010	% of Total
1990		0	0.00%
1991		0	0.00%
1992		1	0.01%
1993		0	0.00%
1994		0	0.00%
1995		0	0.00%
1996		1	0.01%
1997		0	0.00%
1998		0	0.00%
1999		1	0.01%
2000		0	0.00%
2001		0	0.00%
2002		1	0.01%
2003		6	0.07%
2004		11	0.12%
2005		7	0.08%
2006		15	0.16%
2007		37	0.40%
2008		189	2.07%
2009		2125	23.26%
2010		6742	73.80%
Total		9136	100.00%

CUYAHOGA COUNTY COMMON PLEAS COURT

Judicial Foreclosure Clearance Rate Year 2008

The Clearance Rate is the number of outgoing cases as a percentage of the number of incoming cases. Clearance rate measures whether the court is keeping up with its incoming caseload. If cases are not disposed in a timely manner, a backlog of cases awaiting disposition will grow. A Clearance Rate of 100% indicates that at least as many cases as have been filed, reopened, or reactivated in a period have been disposed.

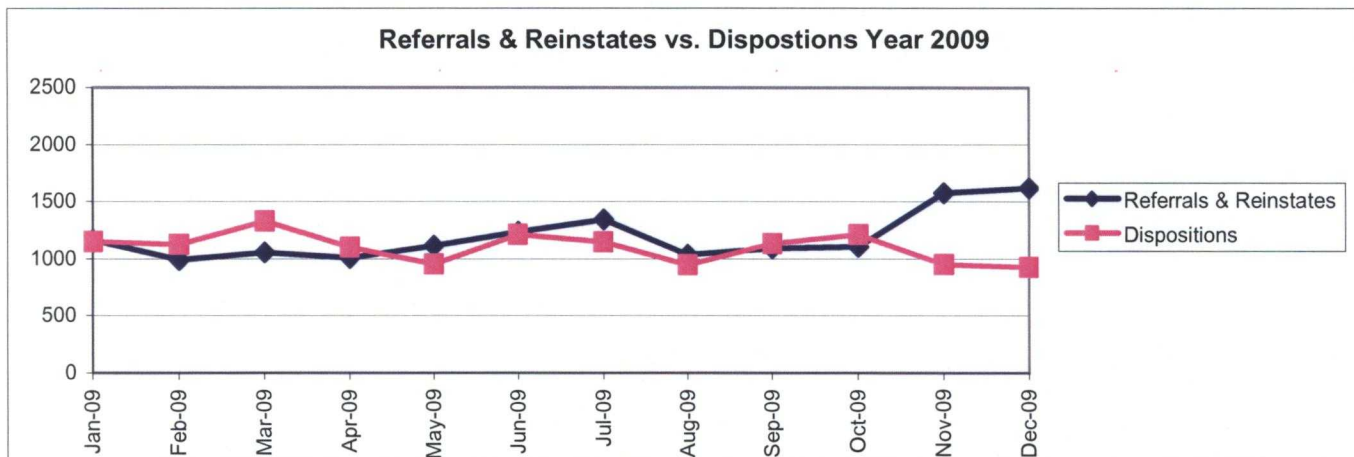


	Referrals & Reinstates	Dispositions	Clearance Rate
Jan-08	1346	1473	109%
Feb-08	1335	1483	111%
Mar-08	1317	1330	101%
Apr-08	1353	1567	116%
May-08	1048	1425	136%
Jun-08	1084	1188	110%
Jul-08	1276	1479	116%
Aug-08	1017	1283	126%
Sep-08	1121	1215	108%
Oct-08	1337	1177	88%
Nov-08	1093	1028	94%
Dec-08	1545	1282	83%
Avg	1239	1328	107%
Total	14872	15930	

CUYAHOGA COUNTY COMMON PLEAS COURT

Judicial Foreclosure Clearance Rate Year 2009

The Clearance Rate is the number of outgoing cases as a percentage of the number of incoming cases. Clearance rate measures whether the court is keeping up with its incoming caseload. If cases are not disposed in a timely manner, a backlog of cases awaiting disposition will grow. A Clearance Rate of 100% indicates that at least as many cases as have been filed, reopened, or reactivated in a period have been disposed.

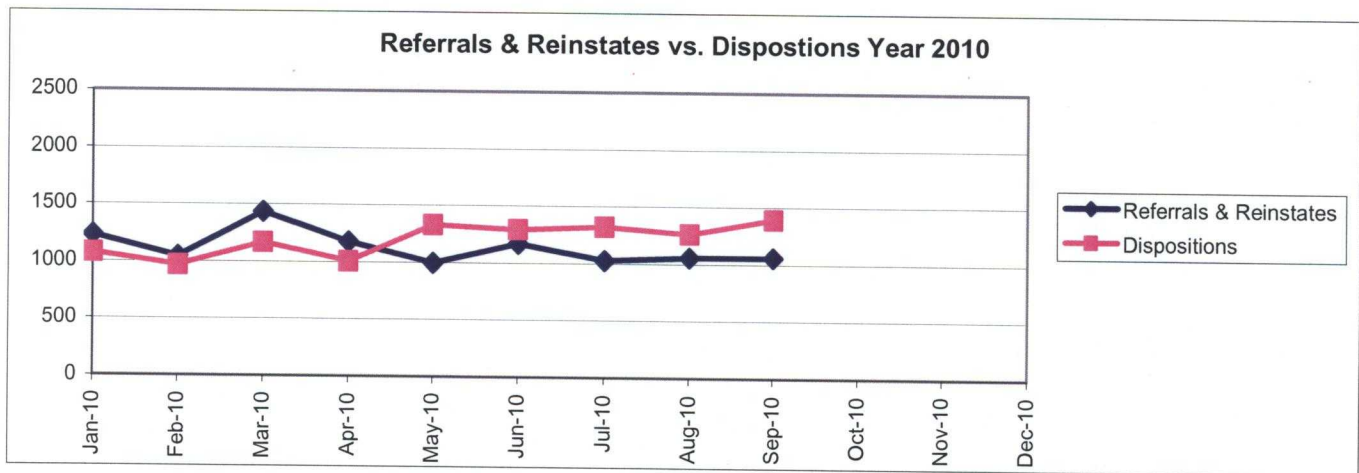


	Referrals & Reinstates	Dispositions	Clearance Rate
Jan-09	1167	1154	99%
Feb-09	991	1127	114%
Mar-09	1058	1331	126%
Apr-09	1010	1102	109%
May-09	1116	955	86%
Jun-09	1238	1214	98%
Jul-09	1345	1149	85%
Aug-09	1038	949	91%
Sep-09	1094	1136	104%
Oct-09	1108	1214	110%
Nov-09	1573	952	61%
Dec-09	1614	927	57%
Avg	1196	1101	92%
Total	14352	13210	

CUYAHOGA COUNTY COMMON PLEAS COURT

Judicial Foreclosure Clearance Rate Year 2010

The Clearance Rate is the number of outgoing cases as a percentage of the number of incoming cases. Clearance rate measures whether the court is keeping up with its incoming caseload. If cases are not disposed in a timely manner, a backlog of cases awaiting disposition will grow. A Clearance Rate of 100% indicates that at least as many cases as have been filed, reopened, or reactivated in a period have been disposed.

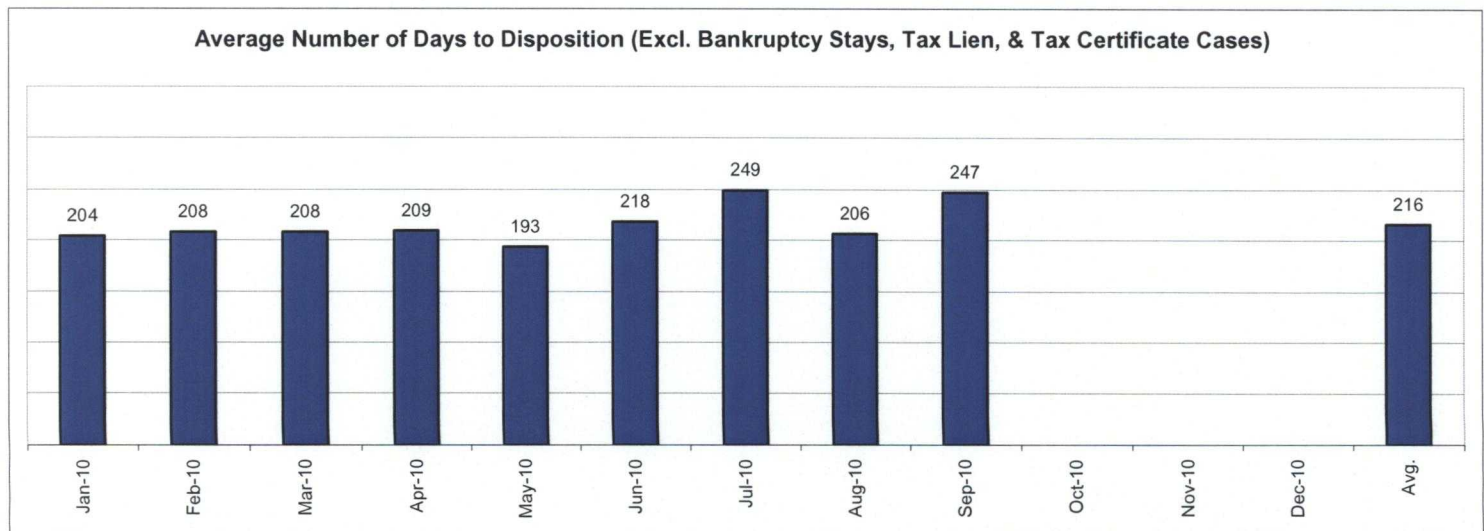
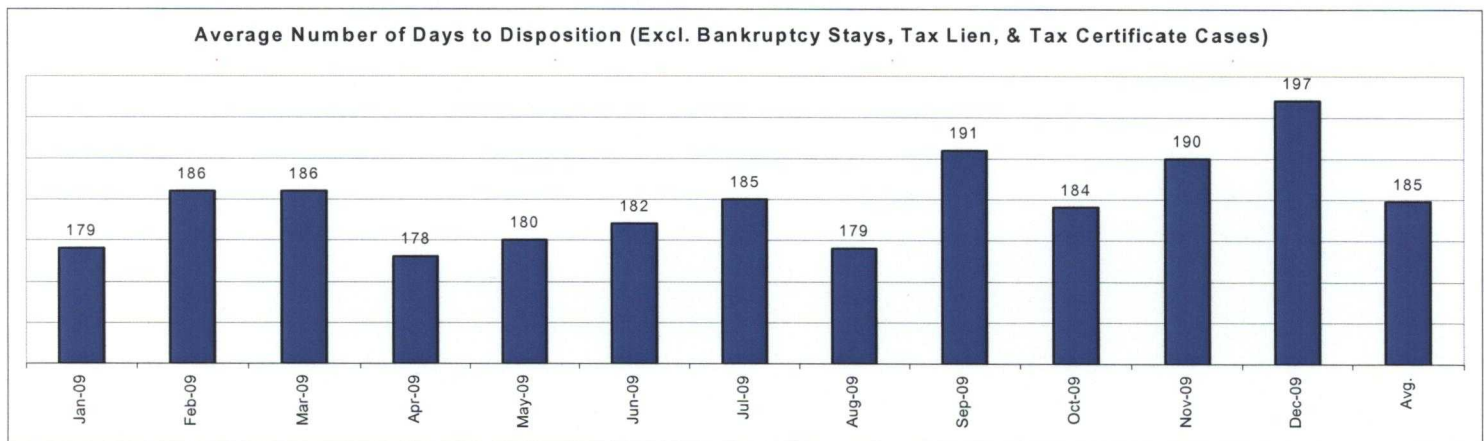
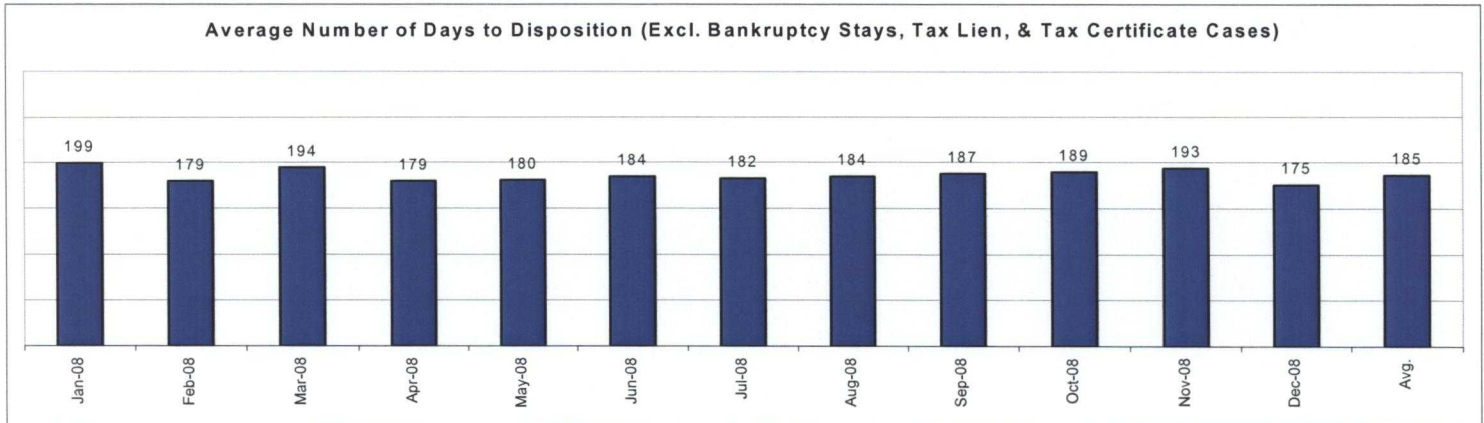


	Referrals & Reinstates	Dispositions	Clearance Rate
Jan-10	1231	1077	87%
Feb-10	1047	970	93%
Mar-10	1434	1170	82%
Apr-10	1177	1010	86%
May-10	999	1331	133%
Jun-10	1170	1295	111%
Jul-10	1029	1322	128%
Aug-10	1058	1262	119%
Sep-10	1060	1391	131%
Oct-10			
Nov-10			
Dec-10			
Avg	1134	1203	106%
Total	10205	10828	

CUYAHOGA COUNTY COMMON PLEAS COURT

Avg. Number of Days to Disp. (Excl. Bank. Stays & Tax Lien & Tax Cert.)

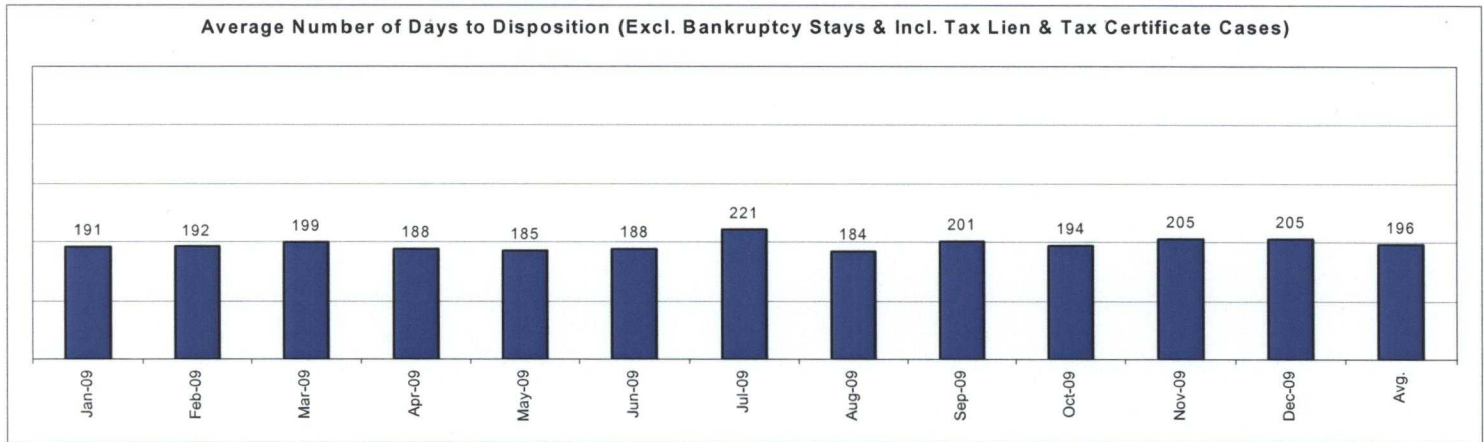
The average number of days to disposition is the number of days from filing to a final disposition entry being filed with the Clerk of Court. The data sample is based on all judicial foreclosure cases terminated by decree or dismissal (cases terminated by bankruptcy are not included) in a month. Each case is examined to determine the number of days between filing and termination with the periods that a case may have been in bankruptcy subtracted. Adding the total days of all of the cases minus bankruptcy periods and dividing by the total number of cases calculates the average. In the following chart, tax judicial foreclosure cases are excluded.



CUYAHOGA COUNTY COMMON PLEAS COURT

Avg. Number of Days to Disp. (Excl. Bank. Stays & Incl. Tax Lien & Tax Cert.)

The average number of days to disposition is the number of days from filing to a final disposition entry being filed with the Clerk of Court. The data sample is based on all Judicial Foreclosure cases terminated by decree or dismissal (cases terminated by bankruptcy are not included) in a month. Each case is examined to determine the number of days between filing and termination with the periods that a case may have been in bankruptcy subtracted. Adding the total days of all of the cases minus bankruptcy periods and dividing by the total number of cases calculates the average. In the following chart, all types of Judicial Foreclosure cases are included.



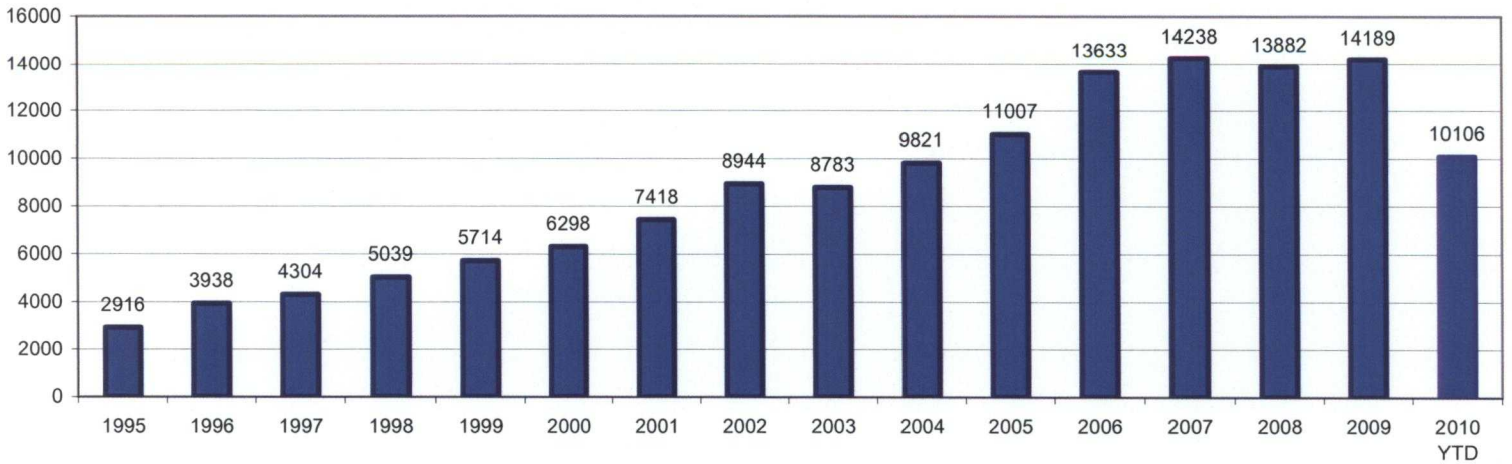
CUYAHOGA COUNTY COMMON PLEAS COURT

Total New Judicial Foreclosure Filings

The following charts are provided as a historical view of new judicial foreclosure filings.

1. Total New Judicial Foreclosure Filings from 1995 – 2010 by year
2. Total New Marsh of Lien/Quiet Title/Partition Filings from 2007 – 2010 by month
3. Total New Tax Lien & Tax Certificate Filings for 2008 – 2010 by month
4. Total New Judicial Foreclosure Filings from 2008 – 2010 by month

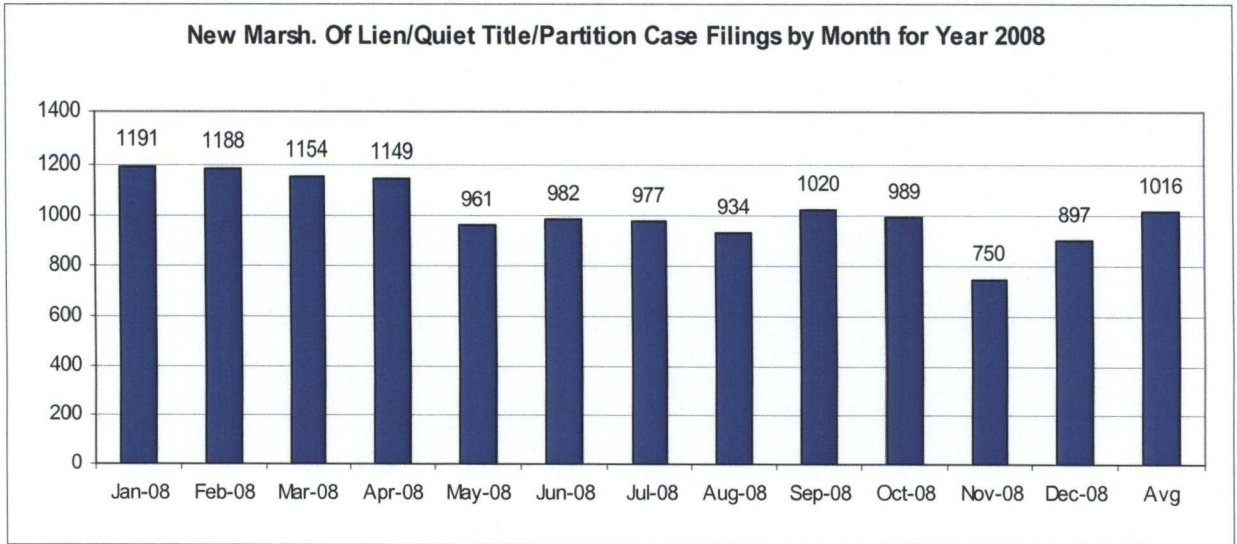
Total New Judicial Foreclosure Filings 1995 - 2010



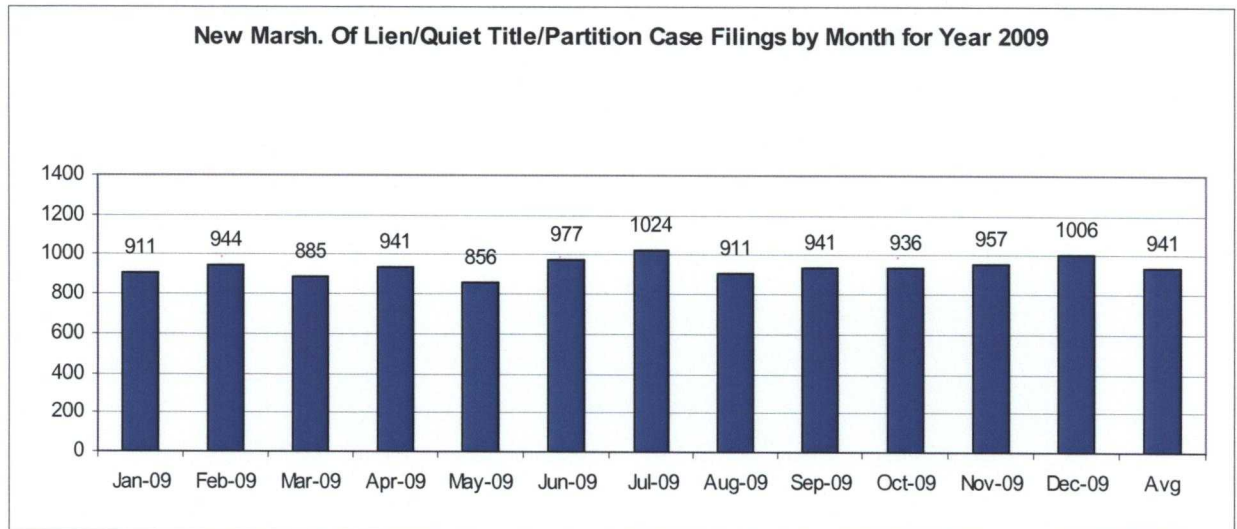
CUYAHOGA COUNTY COMMON PLEAS COURT

New Marsh. of Lien/Quiet Title/Partition Filings by Month for 2008 – 2010 YTD

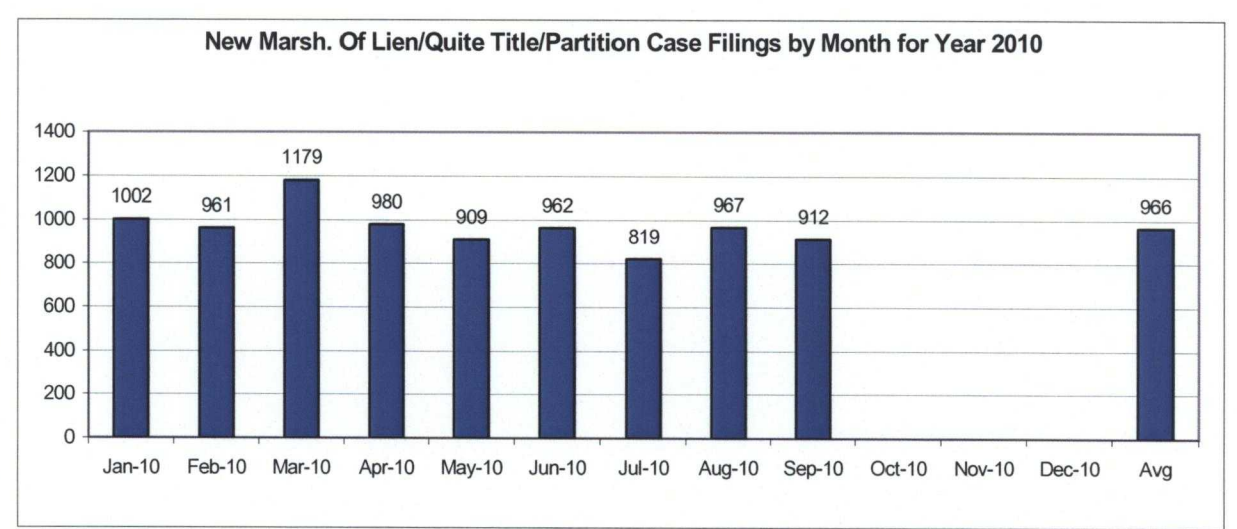
Month	# Filings
Jan-08	1191
Feb-08	1188
Mar-08	1154
Apr-08	1149
May-08	961
Jun-08	982
Jul-08	977
Aug-08	934
Sep-08	1020
Oct-08	989
Nov-08	750
Dec-08	897
Avg	1016
Total	12192



Month	# Filings
Jan-09	911
Feb-09	944
Mar-09	885
Apr-09	941
May-09	856
Jun-09	977
Jul-09	1024
Aug-09	911
Sep-09	941
Oct-09	936
Nov-09	957
Dec-09	1006
Avg	941
Total	11289



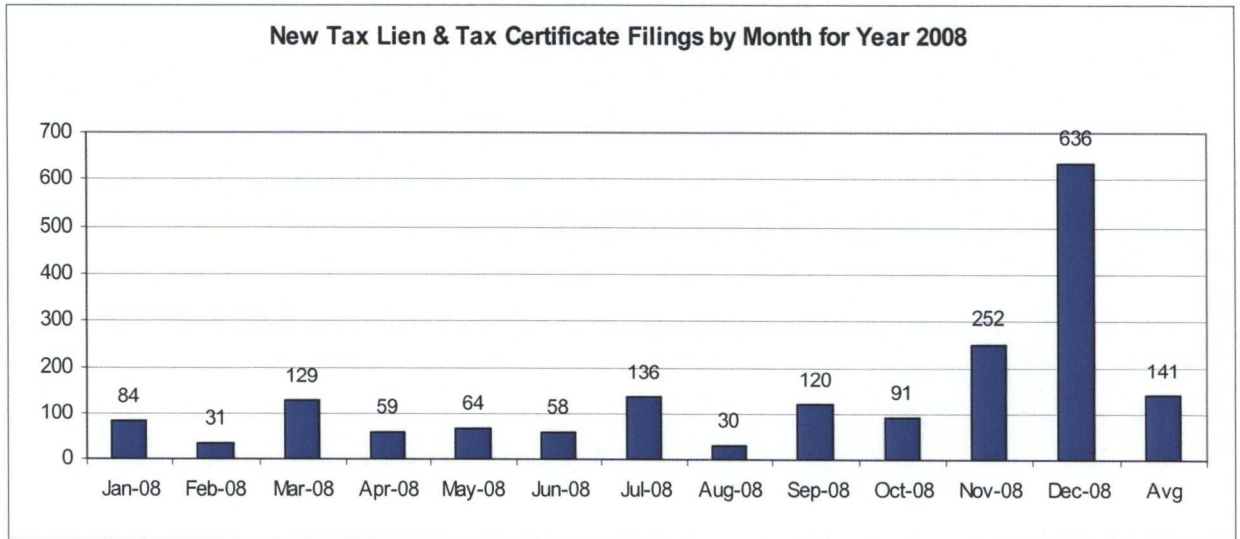
Month	# Filings
Jan-10	1002
Feb-10	961
Mar-10	1179
Apr-10	980
May-10	909
Jun-10	962
Jul-10	819
Aug-10	967
Sep-10	912
Oct-10	
Nov-10	
Dec-10	
Avg	966
Total	8691



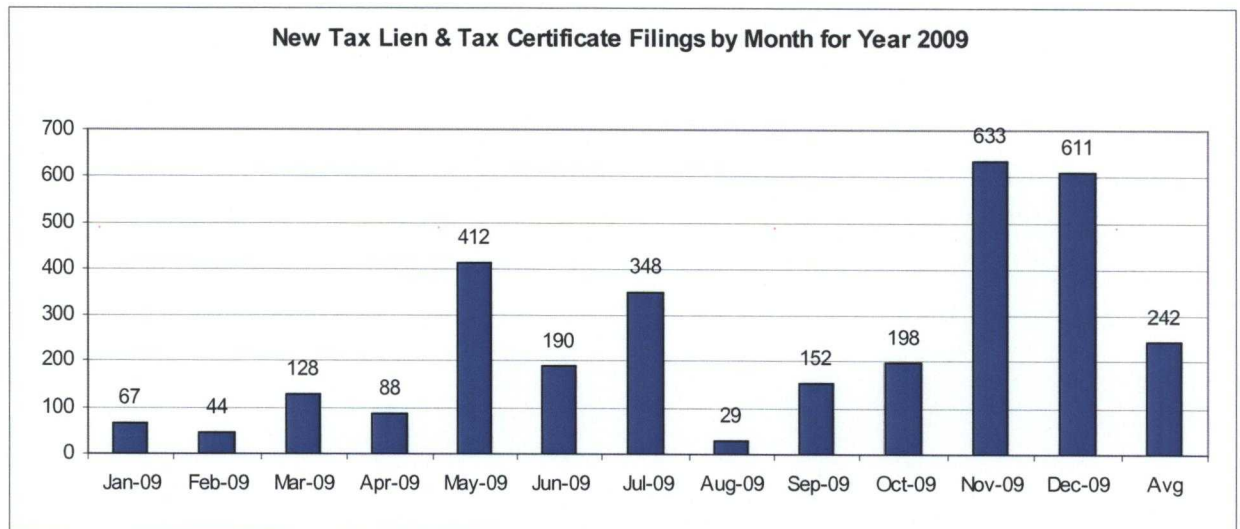
CUYAHOGA COUNTY COMMON PLEAS COURT

New Tax Lien & Certificate Filings by Month for Year 2008 – 2010 YTD

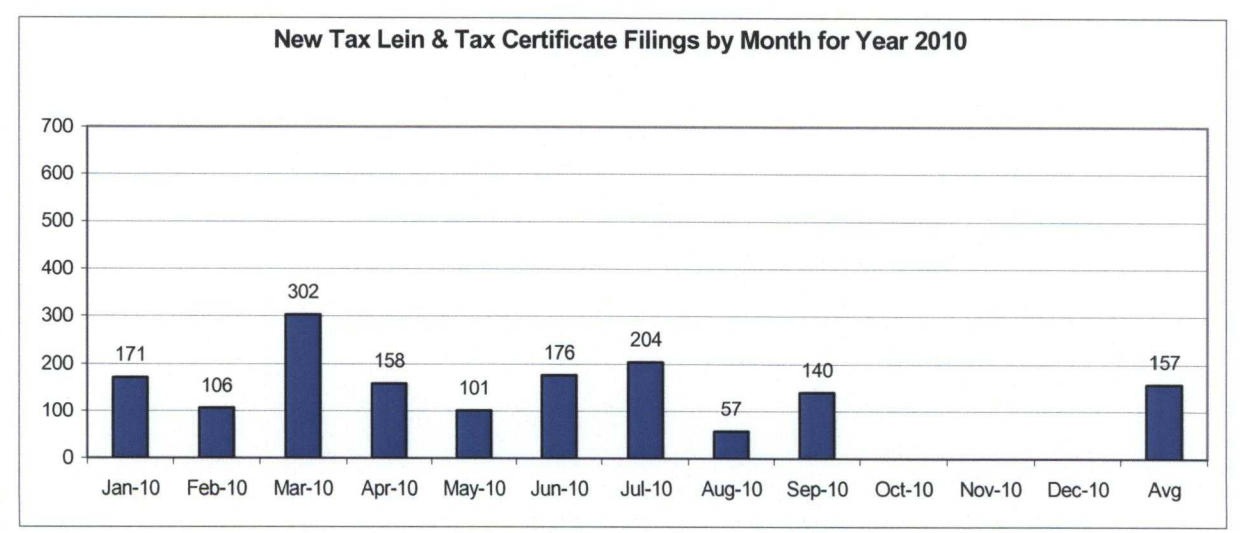
Month	# Filings
Jan-08	84
Feb-08	31
Mar-08	129
Apr-08	59
May-08	64
Jun-08	58
Jul-08	136
Aug-08	30
Sep-08	120
Oct-08	91
Nov-08	252
Dec-08	636
Avg	141
Total	1690



Month	# Filings
Jan-09	67
Feb-09	44
Mar-09	128
Apr-09	88
May-09	412
Jun-09	190
Jul-09	348
Aug-09	29
Sep-09	152
Oct-09	198
Nov-09	633
Dec-09	611
Avg	242
Total	2900



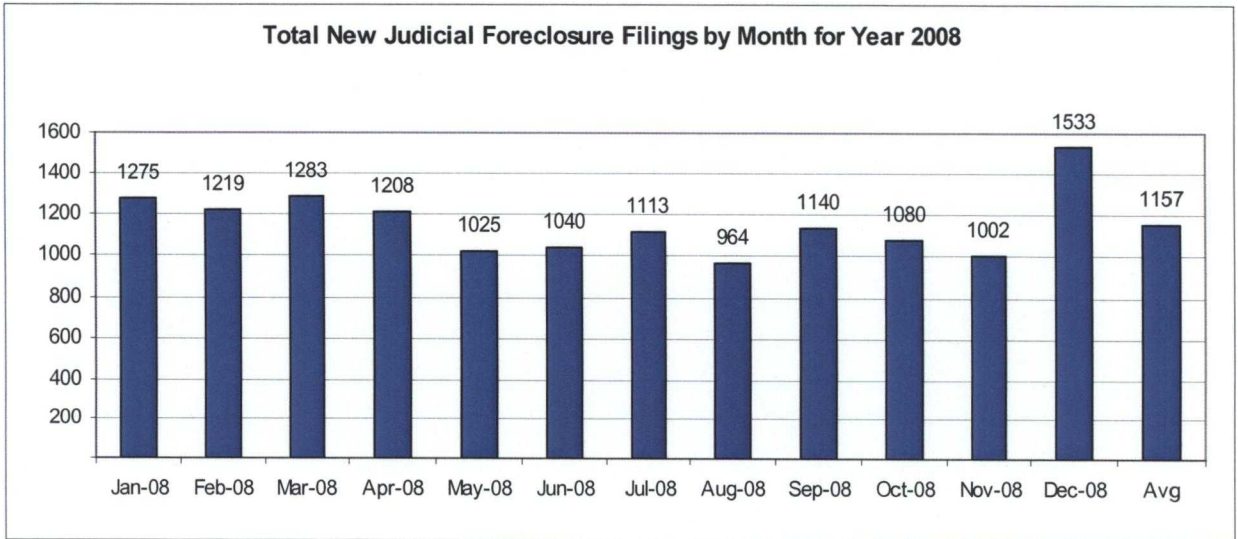
Month	# Filings
Jan-10	171
Feb-10	106
Mar-10	302
Apr-10	158
May-10	101
Jun-10	176
Jul-10	204
Aug-10	57
Sep-10	140
Oct-10	
Nov-10	
Dec-10	
Avg	157
Total	1415



CUYAHOGA COUNTY COMMON PLEAS COURT

Total New Judicial Foreclosure Filings by Month for Year 2008 – 2010 YTD

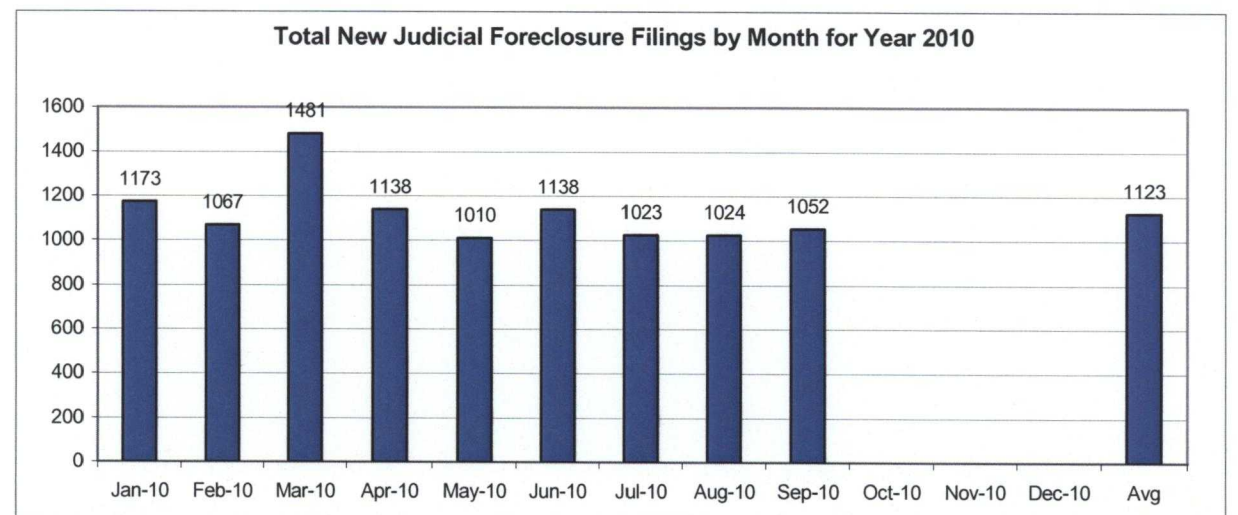
Month	# Filings
Jan-08	1275
Feb-08	1219
Mar-08	1283
Apr-08	1208
May-08	1025
Jun-08	1040
Jul-08	1113
Aug-08	964
Sep-08	1140
Oct-08	1080
Nov-08	1002
Dec-08	1533
Avg	1157
Total	13882



Month	# Filings
Jan-09	978
Feb-09	988
Mar-09	1013
Apr-09	1029
May-09	1268
Jun-09	1167
Jul-09	1372
Aug-09	940
Sep-09	1093
Oct-09	1134
Nov-09	1590
Dec-09	1617
Avg	1182
Total	14189



Month	# Filings
Jan-10	1173
Feb-10	1067
Mar-10	1481
Apr-10	1138
May-10	1010
Jun-10	1138
Jul-10	1023
Aug-10	1024
Sep-10	1052
Oct-10	
Nov-10	
Dec-10	
Avg	1123
Total	10106



CUYAHOGA COUNTY COMMON PLEAS COURT

Magistrate's Monthly Reports

The Magistrates' Monthly Report consists of 5 reports. Below is a description of each.

Magistrate's Monthly Supplemental Journal Entry Report (R415)

Retrieves total number of supplemental entries and Decrees of Confirmation of Sheriff's sale created during a specific period. A supplemental entry is any journal created by a magistrate, which does not close out a case. For example, any magistrate's order (MG) setting a hearing, any journal entry (JE) ruling on a motion, journals confirming Sheriff's sales, etc.).

Magistrate's Full Disposition Count by Magistrate Report (R413)

Retrieves total number of cases disposed of during a specific period. The dispositions are grouped by Magistrate and then broken down by the type of disposition (i. e. Default, Dismissed with Prejudice, Dismissed without Prejudice, etc.) This report can be printed three different ways. Including tax cases (Full Dispositions), excluding tax cases (Non-Tax Dispositions), and Tax cases only (Tax Dispositions).

Magistrate's Monthly Cases Referred/Reinstated Report (R418)

Retrieves newly filed cases referred to the Magistrates Dept. and cases previously disposed by the Magistrates Dept. that are reinstated and re-referred to the magistrates. The cases are separated by Tax (filing code 1465; Tax Judicial Foreclosure & 1466; Tax Certificate Judicial Foreclosure) and Non-Tax (1460; Judicial Foreclosure Marsh. Of Lien, 1480; Partition, 1470; Quiet Title, misc. (i. e. 1391; Contract Other, etc.).

Magistrate's Monthly Hearing Totals Report (R3146)

Retrieves total number of hearings held during one month. The hearings are grouped by Magistrate and then broken down by what type hearing was held (i. e. Default, Pretrial, etc.).

Magistrate's Monthly Case Load Report (R3147)

Retrieves individual caseload totals for individual magistrates during a specific period. The cases are grouped by magistrate and then broken down by case type (i. e. tax judicial foreclosure, tax certificate judicial foreclosure and non-tax judicial foreclosure).

CUYAHOGA COUNTY COURT OF COMMON PLEAS

DATE: 10/08/2010
TIME: 9:08 AM

OFFICE OF THE MAGISTRATES
MAGISTRATE'S MONTHLY SUPPLEMENTALS BY CASE
REPORTING PERIOD: SEPTEMBER 2010

PAGE: 1
CMSR415D

SUPPLEMENTALS

AUGUSTYN	236
BAKER	479
BUCHA	456
CUTHBERT	426
DYKE	427
GAUNTNER	457
GONZALEZ	378
HIPPLEY	301
JACKSON	370
KLEIN	424
LUCAS	339
OLSZTYN	706
VOZAR	265
WEISS	400
UNACCOUNTED FOR	0

TOTAL 5664

CONFIRMATIONS

TOTAL 466

CUYAHOGA COUNTY COURT OF COMMON PLEAS

OFFICE OF THE MAGISTRATES

Full Disposition Count by Magistrate

REPORTING PERIOD: FROM 09/01/2010 TO 09/30/2010

DATE: 10/08/2010

TIME: 9:15 AM

PAGE: 1

CMSR413

MagID	Dispose Type	Tax Cert.	Tax Treas.	Total
KCA	Bank	0	0	6
	Def	0	0	24
	Dism	0	0	25
	Ref. Vacate	0	0	0
	Court Trial	0	0	0
	Other	0	0	10
	<u>MAG'S TOTAL</u>	0	0	<u>65</u>

Decrees	868
Defaults	572
Other	296
Court Trial	0
Dismissals	420
Bankruptcy	103
Ref. Vacated	0
Grand Total	1391

GDB	Bank	0	0	34
	Def	0	0	56
	Dism	0	0	28
	Ref. Vacate	0	0	0
	Court Trial	0	0	0
	Other	0	0	11
	<u>MAG'S TOTAL</u>	0	0	<u>129</u>

SMB	Bank	0	0	4
	Def	0	0	23
	Dism	0	0	25
	Ref. Vacate	0	0	0
	Court Trial	0	0	0
	Other	0	0	3
	<u>MAG'S TOTAL</u>	0	0	<u>55</u>

ARC	Bank	0	0	6
	Def	0	0	43
	Dism	0	0	32
	Ref. Vacate	0	0	0
	Court Trial	0	0	0
	Other	0	0	13
	<u>MAG'S TOTAL</u>	0	0	<u>94</u>

JTD	Bank	0	0	5
	Def	0	0	50
	Dism	0	0	26
	Ref. Vacate	0	0	0
	Court Trial	0	0	0
	Other	0	6	15
	<u>MAG'S TOTAL</u>	0	6	<u>96</u>

TMG	Bank	0	0	8
	Def	0	0	54
	Dism	0	0	27
	Ref. Vacate	0	0	0
	Court Trial	0	0	0
	Other	0	0	5
	<u>MAG'S TOTAL</u>	0	0	<u>94</u>

TG	Bank	0	0	7
	Def	0	0	54
	Dism	0	0	26
	Ref. Vacate	0	0	0
	Court Trial	0	0	0
	Other	0	0	20
	<u>MAG'S TOTAL</u>	0	0	<u>107</u>

KH	Bank	0	0	6
	Def	0	0	75

DATE: 10/08/2010
TIME: 9:15 AM

CUYAHOGA COUNTY COURT OF COMMON PLEAS
OFFICE OF THE MAGISTRATES
Full Disposition Count by Magistrate
REPORTING PERIOD: FROM 09/01/2010 TO 09/30/2010

PAGE: 2
CMSR413

MagID	Dispose Type	Tax Cert.	Tax Treas.	Total
	Ref. Vacate	0	0	0
	Court Trial	0	0	0
	Other	0	0	19
	<u>MAG'S TOTAL</u>	<u>0</u>	<u>0</u>	<u>122</u>

JLJ	Bank	0	0	6
	Def	0	0	71
	Dism	0	0	46
	Ref. Vacate	0	0	0
	Court Trial	0	0	0
	Other	0	0	19
	<u>MAG'S TOTAL</u>	<u>0</u>	<u>0</u>	<u>142</u>

MK	Bank	0	0	5
	Def	0	0	42
	Dism	0	0	35
	Ref. Vacate	0	0	0
	Court Trial	0	0	0
	Other	0	0	12
	<u>MAG'S TOTAL</u>	<u>0</u>	<u>0</u>	<u>94</u>

PL	Bank	1	2	3
	Def	14	0	14
	Dism	13	18	31
	Ref. Vacate	0	0	0
	Court Trial	0	0	0
	Other	0	79	79
	<u>MAG'S TOTAL</u>	<u>28</u>	<u>99</u>	<u>127</u>

CEO	Bank	0	0	10
	Def	0	0	29
	Dism	0	0	43
	Ref. Vacate	0	0	0
	Court Trial	0	0	0
	Other	0	0	7
	<u>MAG'S TOTAL</u>	<u>0</u>	<u>0</u>	<u>89</u>

TJV	Bank	0	0	3
	Def	0	0	32
	Dism	0	0	21
	Ref. Vacate	0	0	0
	Court Trial	0	0	0
	Other	0	2	14
	<u>MAG'S TOTAL</u>	<u>0</u>	<u>2</u>	<u>70</u>

CW	Bank	0	0	0
	Def	4	1	5
	Dism	25	7	33
	Ref. Vacate	0	0	0
	Court Trial	0	0	0
	Other	0	69	69
	<u>MAG'S TOTAL</u>	<u>29</u>	<u>77</u>	<u>107</u>

CUYAHOGA COUNTY COURT OF COMMON PLEAS

DATE: 10/08/2010
 TIME: 09:15 AM

OFFICE OF THE MAGISTRATES
 MAGISTRATE'S MONTHLY REF/REIN CASES
 FROM 09/01/2010 TO 09/30/2010

CMSR418

MAGISTRATE	NEW REFERRALS				REINSTATED			
	Tax Treas.	Tax Cert.	Non-Tax	Total	Tax Treas.	Tax Cert.	Non-Tax	Total
<u>AUGUSTYN/KEVIN/C</u>	0	0	54	54	0	0	5	5
<u>BAKER/GAIL/D</u>	0	0	81	81	0	0	12	12
<u>BUCHA/STEPHEN/M</u>	0	0	52	52	0	0	6	6
<u>CUTHBERT/AMY/R</u>	0	0	79	79	0	0	4	4
<u>DYKE/JOHN/T</u>	4	0	78	82	0	0	3	3
<u>GAUNTNER/TIMOTHY/M</u>	0	0	77	77	0	0	4	4
<u>GONZALEZ/TRACEY/</u>	0	0	85	85	0	0	8	8
<u>HIPPLEY/KEVIN/</u>	0	0	83	83	0	0	6	6
<u>JACKSON/JIM/L</u>	0	0	90	90	0	0	3	3
<u>KLEIN/MONICA/</u>	0	0	68	68	0	0	7	7
<u>LUCAS/PAUL/</u>	36	6	0	42	0	1	0	1
<u>OLSZTYN/CHRISTOPHER/E</u>	0	0	77	77	0	0	5	5
<u>VOZAR/THOMAS/J</u>	1	0	64	65	0	0	1	1
<u>WEISS/CAROL/</u>	30	13	0	43	0	17	0	17
<u>TOTAL</u>	71	19	888	978	0	18	64	82
<u>COMBINED TOTAL</u>	1060							

CUYAHOGA COUNTY COURT OF COMMON PLEAS

**OFFICE OF THE MAGISTRATES
MAG MONTHLY HEARING TOTALS
Reporting Period: September 2010**

DATE: 10/08/2010
TIME: 09:16 AM

PAGE: 1
CMSR3146

Monthly Hearing Total 1,118

AUGUSTYN
 Default Hearings 40
 Tax Hearings 0
 Pretrials 4

 TOTAL: 44

BAKER
 Default Hearings 60
 Tax Hearings 0
 Pretrials 7

 TOTAL: 67

BUCHA
 Default Hearings 56
 Tax Hearings 7
 Pretrials 28

 TOTAL: 91

CUTHBERT
 Default Hearings 100
 Tax Hearings 0
 Pretrials 17

 TOTAL: 117

DYKE
 Default Hearings 33
 Tax Hearings 0
 Pretrials 8

 TOTAL: 41

GAUNTNER
 Default Hearings 89
 Tax Hearings 0
 Pretrials 19

 TOTAL: 108

GONZALEZ
 Default Hearings 54
 Tax Hearings 0
 Pretrials 9

 TOTAL: 63

HIPPLEY
 Default Hearings 45
 Tax Hearings 0
 Pretrials 6

 TOTAL: 51

JACKSON
 Default Hearings 68
 Tax Hearings 0
 Pretrials 11

 TOTAL: 79

KLEIN
 Default Hearings 73
 Tax Hearings 0
 Pretrials 5

CUYAHOGA COUNTY COURT OF COMMON PLEAS

OFFICE OF THE MAGISTRATES

MAG MONTHLY HEARING TOTALS

Reporting Period: September 2010

DATE: 10/08/2010
TIME: 09:16 AM

PAGE: 2
CMSR3146

TOTAL:	78
LUCAS	
Default Hearings	2
Tax Hearings	100
Pretrials	25
<hr/>	
TOTAL:	127
OLSZTYN	
Default Hearings	67
Tax Hearings	0
Pretrials	12
<hr/>	
TOTAL:	79
VOZAR	
Default Hearings	34
Tax Hearings	2
Pretrials	18
<hr/>	
TOTAL:	54
WEISS	
Default Hearings	0
Tax Hearings	111
Pretrials	8
<hr/>	
TOTAL:	119

CUYAHOGA COUNTY COURT OF COMMON PLEAS

DATE: 10/08/2010
 TIME: 9:16 AM

Office of the Magistrates
 Magistrate's Monthly Case Load
 MONTH: SEPTEMBER 2010

PAGE: 1
 CMSR3147

Magistrate Name	Non Tax Total	Tax Cert.	Tax Treas.	Total Tax	Total Cases
AUGUSTYN	318	0	0	0	318
BAKER	555	0	0	0	555
BUCHA	442	5	18	23	465
CUTHBERT	593	0	0	0	593
DYKE	413	11	30	41	454
GAUNTNER	581	0	0	0	581
GONZALEZ	633	0	0	0	633
HIPPLEY	708	1	0	1	709
JACKSON	590	0	0	0	590
KLEIN	543	0	0	0	543
LUCAS	5	381	862	1243	1248
OLSZTYN	585	0	0	0	585
VOZAR	542	25	37	62	604
WEISS	1	317	735	1052	1053
Non Tax Total:	6509	Cert.Tax Total: 740	Tax Treas. Total: 1682	Total Tax: 2422	Total Cases: 8931

CUYAHOGA COUNTY COMMON PLEAS COURT

Report CMSR1062 - Judicial Foreclosure Statistics by Judge

Report CMSR1062 provides a list of judicial foreclosure case activity for each Judge. The report identifies how many cases were pending at the beginning of the period. The new cases filed and cases that were transferred in or reactivated are added to the number pending at the beginning of the period. It then shows the type and number of terminations for the period. The total terminations are subtracted from the total pending which provides the pending at the end of the period.

CUYAHOGA COUNTY COURT OF COMMON PLEAS

DATE: 10/08/2010
TIME: 09:27 AM

Foreclosure Statistics by Judge
Reporting Period: September 2010

PAGE: 1
CMSR1062

Judge

AMBROSE, DICK							
	Pending at Beg of Period		New Cases Filed		Cases Transferred In / Reactivated		Total
	260		30		4		294
Terminations							
	Bankruptcy	Default	RefVacated	Court Trial	Dismiss	Other	Total
	4	10	0	0	16	11	41
	Total Pending at End of Period						253
BURNSIDE, JANET R							
	Pending at Beg of Period		New Cases Filed		Cases Transferred In / Reactivated		Total
	300		26		4		330
Terminations							
	Bankruptcy	Default	RefVacated	Court Trial	Dismiss	Other	Total
	2	17	0	0	17	11	47
	Total Pending at End of Period						283
CALABRESE, DEENA R							
	Pending at Beg of Period		New Cases Filed		Cases Transferred In / Reactivated		Total
	283		24		7		314
Terminations							
	Bankruptcy	Default	RefVacated	Court Trial	Dismiss	Other	Total
	2	11	0	0	12	6	31
	Total Pending at End of Period						283
CORRIGAN, BRIAN J							
	Pending at Beg of Period		New Cases Filed		Cases Transferred In / Reactivated		Total
	270		36		9		315
Terminations							
	Bankruptcy	Default	RefVacated	Court Trial	Dismiss	Other	Total
	3	18	0	0	9	15	45
	Total Pending at End of Period						270
CORRIGAN, PETER J							
	Pending at Beg of Period		New Cases Filed		Cases Transferred In / Reactivated		Total
	273		36		5		314
Terminations							
	Bankruptcy	Default	RefVacated	Court Trial	Dismiss	Other	Total
	5	11	0	0	16	9	41
	Total Pending at End of Period						273
DONNELLY, MICHAEL P							
	Pending at Beg of Period		New Cases Filed		Cases Transferred In / Reactivated		Total
	337		36		5		378
Terminations							
	Bankruptcy	Default	RefVacated	Court Trial	Dismiss	Other	Total
	2	30	0	0	2	14	48
	Total Pending at End of Period						330
FRIEDLAND, CAROLYN B							
	Pending at Beg of Period		New Cases Filed		Cases Transferred In / Reactivated		Total
	262		35		9		306
Terminations							
	Bankruptcy	Default	RefVacated	Court Trial	Dismiss	Other	Total
	1	18	0	0	12	19	50
	Total Pending at End of Period						256
FRIEDMAN, STUART A							

CUYAHOGA COUNTY COURT OF COMMON PLEAS

DATE: 10/08/2010
TIME: 09:27 AM

Foreclosure Statistics by Judge
Reporting Period: September 2010

PAGE: 2
CMSR1062

Judge

Pending at Beg of Period		New Cases Filed			Cases Transferred In / Reactivated			Total
315		33			9			357
Terminations	Bankruptcy	Default	RefVacated	Court Trial	Dismiss	Other	Total	
	4	22	0	0	9	15	50	
Total Pending at End of Period							307	
Pending at Beg of Period		New Cases Filed			Cases Transferred In / Reactivated			Total
202		21			3			226
Terminations	Bankruptcy	Default	RefVacated	Court Trial	Dismiss	Other	Total	
	2	11	0	0	7	9	29	
Total Pending at End of Period							197	
Pending at Beg of Period		New Cases Filed			Cases Transferred In / Reactivated			Total
191		33			4			228
Terminations	Bankruptcy	Default	RefVacated	Court Trial	Dismiss	Other	Total	
	3	8	0	0	11	10	32	
Total Pending at End of Period							196	
Pending at Beg of Period		New Cases Filed			Cases Transferred In / Reactivated			Total
298		31			13			342
Terminations	Bankruptcy	Default	RefVacated	Court Trial	Dismiss	Other	Total	
	4	15	0	0	12	22	53	
Total Pending at End of Period							289	
Pending at Beg of Period		New Cases Filed			Cases Transferred In / Reactivated			Total
276		23			7			306
Terminations	Bankruptcy	Default	RefVacated	Court Trial	Dismiss	Other	Total	
	2	9	0	0	17	9	37	
Total Pending at End of Period							269	
Pending at Beg of Period		New Cases Filed			Cases Transferred In / Reactivated			Total
329		32			5			366
Terminations	Bankruptcy	Default	RefVacated	Court Trial	Dismiss	Other	Total	
	0	11	0	0	5	12	28	
Total Pending at End of Period							338	
Pending at Beg of Period		New Cases Filed			Cases Transferred In / Reactivated			Total
273		32			5			310
Terminations	Bankruptcy	Default	RefVacated	Court Trial	Dismiss	Other	Total	
	3	21	0	0	17	21	62	
Total Pending at End of Period							248	
Pending at Beg of Period		New Cases Filed			Cases Transferred In / Reactivated			Total
273		32			5			310
Terminations	Bankruptcy	Default	RefVacated	Court Trial	Dismiss	Other	Total	
	3	21	0	0	17	21	62	
Total Pending at End of Period							248	

MATIA, DAVID T

CUYAHOGA COUNTY COURT OF COMMON PLEAS

DATE: 10/08/2010
TIME: 09:27 AM

Foreclosure Statistics by Judge
Reporting Period: September 2010

PAGE: 3
CMSR1062

Judge

	Pending at Beg of Period 276	New Cases Filed 32			Cases Transferred In / Reactivated 8			Total 316
Terminations	Bankruptcy 0	Default 14	RefVacated 0	Court Trial 0	Dismiss 14	Other 13	Total 41	
Total Pending at End of Period							275	

	Pending at Beg of Period 284	New Cases Filed 32			Cases Transferred In / Reactivated 13			Total 329
Terminations	Bankruptcy 33	Default 27	RefVacated 0	Court Trial 0	Dismiss 13	Other 13	Total 86	
Total Pending at End of Period							243	

	Pending at Beg of Period 285	New Cases Filed 29			Cases Transferred In / Reactivated 10			Total 324
Terminations	Bankruptcy 3	Default 16	RefVacated 0	Court Trial 0	Dismiss 17	Other 14	Total 50	
Total Pending at End of Period							274	

	Pending at Beg of Period 268	New Cases Filed 38			Cases Transferred In / Reactivated 4			Total 310
Terminations	Bankruptcy 3	Default 21	RefVacated 0	Court Trial 0	Dismiss 11	Other 11	Total 46	
Total Pending at End of Period							264	

	Pending at Beg of Period 296	New Cases Filed 29			Cases Transferred In / Reactivated 16			Total 341
Terminations	Bankruptcy 0	Default 8	RefVacated 0	Court Trial 0	Dismiss 16	Other 23	Total 47	
Total Pending at End of Period							294	

	Pending at Beg of Period 210	New Cases Filed 23			Cases Transferred In / Reactivated 2			Total 235
Terminations	Bankruptcy 3	Default 9	RefVacated 0	Court Trial 0	Dismiss 15	Other 10	Total 37	
Total Pending at End of Period							198	

	Pending at Beg of Period 301	New Cases Filed 29			Cases Transferred In / Reactivated 5			Total 335
Terminations	Bankruptcy 1	Default 20	RefVacated 0	Court Trial 0	Dismiss 16	Other 13	Total 50	
Total Pending at End of Period							285	

ODONNELL, JOHN P

CUYAHOGA COUNTY COURT OF COMMON PLEAS

DATE: 10/08/2010
TIME: 09:27 AM

Foreclosure Statistics by Judge
Reporting Period: September 2010

PAGE: 4
CMSR1062

Judge

	Pending at Beg of Period 233	New Cases Filed 26			Cases Transferred In / Reactivated 5		Total 264
Terminations	Bankruptcy 1	Default 12	RefVacated 0	Court Trial 0	Dismiss 11	Other 8	Total 32
Total Pending at End of Period							232

	Pending at Beg of Period 264	New Cases Filed 29			Cases Transferred In / Reactivated 7		Total 300
Terminations	Bankruptcy 2	Default 12	RefVacated 0	Court Trial 0	Dismiss 16	Other 11	Total 41
Total Pending at End of Period							259

	Pending at Beg of Period 293	New Cases Filed 35			Cases Transferred In / Reactivated 4		Total 332
Terminations	Bankruptcy 2	Default 17	RefVacated 0	Court Trial 0	Dismiss 8	Other 17	Total 44
Total Pending at End of Period							288

	Pending at Beg of Period 282	New Cases Filed 35			Cases Transferred In / Reactivated 7		Total 324
Terminations	Bankruptcy 2	Default 14	RefVacated 0	Court Trial 0	Dismiss 14	Other 8	Total 38
Total Pending at End of Period							286

	Pending at Beg of Period 156	New Cases Filed 29			Cases Transferred In / Reactivated 11		Total 196
Terminations	Bankruptcy 3	Default 17	RefVacated 0	Court Trial 0	Dismiss 9	Other 15	Total 44
Total Pending at End of Period							152

	Pending at Beg of Period 296	New Cases Filed 31			Cases Transferred In / Reactivated 6		Total 333
Terminations	Bankruptcy 1	Default 15	RefVacated 0	Court Trial 0	Dismiss 9	Other 14	Total 39
Total Pending at End of Period							294

	Pending at Beg of Period 309	New Cases Filed 32			Cases Transferred In / Reactivated 4		Total 345
Terminations	Bankruptcy 1	Default 25	RefVacated 0	Court Trial 0	Dismiss 16	Other 14	Total 56
Total Pending at End of Period							289

SUSTER, RONALD

CUYAHOGA COUNTY COURT OF COMMON PLEAS

DATE: 10/08/2010
TIME: 09:27 AM

Foreclosure Statistics by Judge
Reporting Period: September 2010

PAGE: 5
CMSR1062

Judge

Pending at Beg of Period		New Cases Filed		Cases Transferred In / Reactivated			Total
327		33		3			363
Terminations	Bankruptcy	Default	RefVacated	Court Trial	Dismiss	Other	Total
	3	18	0	0	9	14	44
Total Pending at End of Period							319
<hr/>							
SUTULA, JOHN D		New Cases Filed		Cases Transferred In / Reactivated			Total
Pending at Beg of Period		31		5			379
343							
Terminations	Bankruptcy	Default	RefVacated	Court Trial	Dismiss	Other	Total
	1	25	0	0	14	12	52
Total Pending at End of Period							327
<hr/>							
SUTULA, KATHLEEN ANN		New Cases Filed		Cases Transferred In / Reactivated			Total
Pending at Beg of Period		31		4			272
237							
Terminations	Bankruptcy	Default	RefVacated	Court Trial	Dismiss	Other	Total
	1	15	0	0	11	4	31
Total Pending at End of Period							241
<hr/>							
SYNENBERG, JOAN		New Cases Filed		Cases Transferred In / Reactivated			Total
Pending at Beg of Period		30		7			330
293							
Terminations	Bankruptcy	Default	RefVacated	Court Trial	Dismiss	Other	Total
	1	27	0	0	13	9	50
Total Pending at End of Period							280
<hr/>							
TERRY, STEVEN J		New Cases Filed		Cases Transferred In / Reactivated			Total
Pending at Beg of Period		31		10			346
305							
Terminations	Bankruptcy	Default	RefVacated	Court Trial	Dismiss	Other	Total
	3	22	0	0	9	8	42
Total Pending at End of Period							304
<hr/>							
VILLANUEVA, JOSE A		New Cases Filed		Cases Transferred In / Reactivated			Total
Pending at Beg of Period		39		3			352
310							
Terminations	Bankruptcy	Default	RefVacated	Court Trial	Dismiss	Other	Total
	2	24	0	0	19	20	65
Total Pending at End of Period							287

Monthly Summary

MONTHLY SUMMARY

September 2010

NAME	PEND	ASSIGNED			TRIALS						DISP	PENDING				+	-
		CV	CR	TOT	JURY			COURT				CV	FR	CR	TOT		
					CV	CR	TOT	CV	CR	TOT		CV	FR	CR	TOT		
Dick Ambrose	673	79	34	113	0	1	1	0	0	0	119	268	253	146	667	+ 6	
Janet R. Burnside	749	78	45	123	0	0	0	0	1	1	144	309	286	133	728	+ 21	
Deena R. Calabrese	707	84	54	138	1	0	1	0	0	0	132	305	283	125	713	- 6	
Brian J. Corrigan	751	84	46	130	1	1	2	0	2	2	145	305	269	162	736	+ 15	
Peter J. Corrigan	655	82	44	126	0	2	2	1	0	1	135	255	294	97	646	+ 9	
Michael P. Donnelly	765	79	42	121	0	0	0	0	0	0	131	295	342	118	755	+ 10	
Carolyn B. Friedland	754	80	34	114	0	0	0	0	0	0	141	298	270	159	727	+ 27	
Stuart A. Friedman	794	87	40	127	0	0	0	2	2	4	165	281	318	157	756	+ 38	
Nancy A. Fuerst	402	43	16	59	1	0	1	0	0	0	74	153	198	36	387	+ 15	
Eileen A. Gallagher	535	81	49	130	0	0	0	0	0	0	120	238	195	112	545	- 10	
Eileen T. Gallagher	683	90	40	130	0	1	1	0	0	0	157	268	280	108	656	+ 27	
Hollie L. Gallagher	646	84	47	131	1	1	2	0	1	1	130	269	271	107	647	- 1	
Daniel Gaul	824	82	77	159	0	3	3	0	2	2	116	284	361	222	867	- 43	
Lance T. Mason	729	87	54	141	1	0	1	0	2	2	191	298	259	122	679	+ 50	
David T. Matia	719	86	53	139	0	2	2	0	0	0	167	298	278	115	691	+ 28	
Bridget M. McCafferty	629	87	35	122	0	0	0	0	0	0	159	209	242	141	592	+ 37	
Timothy McCormick	730	84	42	126	0	1	1	0	1	1	139	304	274	139	717	+ 13	
Nancy R. McDonnell	607	77	29	106	0	0	0	0	0	0	117	226	272	98	596	+ 11	
Timothy J. McGinty	624	92	59	151	0	1	1	0	0	0	156	237	294	88	619	+ 5	
Richard J. McMonagle	717	70	25	95	0	0	0	0	0	0	128	397	206	81	684	+ 33	
Timothy E. McMonagle	683	79	41	120	0	0	0	0	0	0	142	281	285	95	661	+ 22	
John P. O'Donnell	594	81	20	101	0	1	1	0	1	1	114	288	237	56	581	+ 13	
John J. Russo	615	83	45	128	0	0	0	0	2	2	148	246	259	90	595	+ 20	
Joseph D. Russo	728	81	47	128	0	1	1	0	0	0	132	279	288	157	724	+ 4	
Michael J. Russo	676	81	49	130	0	0	0	1	0	1	128	252	289	137	678	- 2	
Nancy Margaret Russo	446	89	53	142	0	0	0	0	0	0	122	196	153	117	466	- 20	
Shirley Strickland Saffold	753	77	45	122	0	0	0	0	0	0	140	283	293	159	735	+ 18	
Brendan J. Sheehan	507	203	49	252	1	3	4	0	0	0	152	232	283	92	607	- 100	
Ronald Suster	824	83	49	132	0	1	1	0	2	2	144	268	320	224	812	+ 12	
John D. Sutula	789	81	45	126	0	1	1	2	0	2	143	271	326	175	772	+ 17	
Kathleen Ann Sutula	583	80	40	120	0	1	1	0	0	0	118	224	241	120	585	- 2	
Joan Synenberg	762	83	39	122	0	1	1	0	0	0	142	317	279	146	742	+ 20	
Steven J. Terry	732	89	42	131	1	0	1	0	1	1	128	277	307	151	735	- 3	
José A. Villanueva	752	76	46	122	0	1	1	0	3	3	170	275	310	119	704	+ 48	
TOTALS	23137	2882	1475	4357	7	23	30	6	20	26	4689	9186	9315	4304	22805	+ 332	

Year to Date Summary

SUMMARY FOR THE COURT

January - September 2010

NAME	PEND	ASSIGNED			TRIALS						DISP	PENDING				+ -
		CV	CR	TOT	JURY			COURT				CV	FR	CR	TOT	
					CV	CR	TOT	CV	CR	TOT		CV	FR	CR	TOT	
Dick Ambrose	714	805	390	1195	2	14	16	4	4	8	1242	268	253	146	667	+ 47
Janet R. Burnside	799	798	373	1171	2	4	6	4	7	11	1242	309	286	133	728	+ 71
Deena R. Calabrese	780	783	315	1098	2	15	17	1	5	6	1165	305	283	125	713	+ 67
Brian J. Corrigan	489	782	395	1177	5	6	11	1	9	10	930	305	269	162	736	- 247
Peter J. Corrigan	704	810	367	1177	6	10	16	4	4	8	1235	255	294	97	646	+ 58
Michael P. Donnelly	750	786	431	1217	2	8	10	1	2	3	1212	295	342	118	755	- 5
Carolyn B. Friedland	765	791	391	1182	2	2	4	3	4	7	1220	298	270	159	727	+ 38
Stuart A. Friedman	839	796	398	1194	3	5	8	2	11	13	1277	281	318	157	756	+ 83
Nancy A. Fuerst	735	428	152	580	2	5	7	1	3	4	928	153	198	36	387	+ 348
Eileen A. Gallagher	328	795	340	1135	1	2	3	2	3	5	918	238	195	112	545	- 217
Eileen T. Gallagher	757	908	330	1238	0	7	7	2	1	3	1339	268	280	108	656	+ 101
Hollie L. Gallagher	681	819	317	1136	3	8	11	2	4	6	1170	269	271	107	647	+ 34
Daniel Gaul	940	808	451	1259	10	8	18	1	4	5	1332	284	361	222	867	+ 73
Lance T. Mason	813	805	384	1189	2	13	15	1	11	12	1323	298	259	122	679	+ 134
David T. Matia	744	806	430	1236	3	10	13	0	2	2	1289	298	278	115	691	+ 53
Bridget M. McCafferty	386	1046	394	1440	3	12	15	0	0	0	1234	209	242	141	592	- 206
Timothy McCormick	670	824	404	1228	6	8	14	1	14	15	1181	304	274	139	717	- 47
Nancy R. McDonnell	417	748	329	1077	2	12	14	6	0	6	898	226	272	98	596	- 179
Timothy J. McGinty	609	873	386	1259	0	13	13	1	1	2	1249	237	294	88	619	- 10
Richard J. McMonagle	782	744	240	984	1	1	2	1	1	2	1082	397	206	81	684	+ 98
Timothy E. McMonagle	742	803	353	1156	5	5	10	0	11	11	1237	281	285	95	661	+ 81
John P. O'Donnell	638	751	179	930	4	5	9	5	3	8	987	288	237	56	581	+ 57
John J. Russo	630	807	399	1206	0	2	2	1	5	6	1241	246	259	90	595	+ 35
Joseph D. Russo	772	788	368	1156	3	4	7	0	8	8	1204	279	288	157	724	+ 48
Michael J. Russo	695	781	364	1145	1	3	4	3	1	4	1162	252	289	137	678	+ 17
Nancy Margaret Russo	487	836	335	1171	3	3	6	1	7	8	1192	196	153	117	466	+ 21
Shirley Strickland Saffold	774	806	400	1206	4	10	14	0	2	2	1245	283	293	159	735	+ 39
Brendan J. Sheehan	624	935	395	1330	4	21	25	4	2	6	1347	232	283	92	607	+ 17
Ronald Suster	860	795	437	1232	4	7	11	0	5	5	1280	268	320	224	812	+ 48
John D. Sutula	892	787	364	1151	6	5	11	4	3	7	1271	271	326	175	772	+ 120
Kathleen Ann Sutula	612	804	370	1174	4	10	14	0	2	2	1201	224	241	120	585	+ 27
Joan Synenberg	787	782	408	1190	0	8	8	0	6	6	1235	317	279	146	742	+ 45
Steven J. Terry	843	814	365	1179	7	13	20	0	11	11	1287	277	307	151	735	+ 108
José A. Villanueva	792	781	410	1191	5	8	13	0	10	10	1279	275	310	119	704	+ 88
TOTALS	23850	27225	12364	39589	107	267	374	56	166	222	40634	9186	9315	4304	22805	+ 1045

Corrections/Adjustments

CUYAHOGA COUNTY COMMON PLEAS COURT

Corrections / Adjustments

There was a minor error in the *New Marsh. Of Lien/Quite Title/Partition Case Filings by Month, Total New Judicial Foreclosure Filings by Month for Year 2010 and Total New Judicial Foreclosure Filings 1996-2010* for the month of January 2010.

The following charts reflect the **original** and **corrected** numbers.

