

CUYAHOGA COUNTY COMMON PLEAS COURT

***Statistics Report
March 2011***

***Nancy A. Fuerst
Administrative and Presiding Judge***

TABLE OF CONTENTS

Criminal Statistics

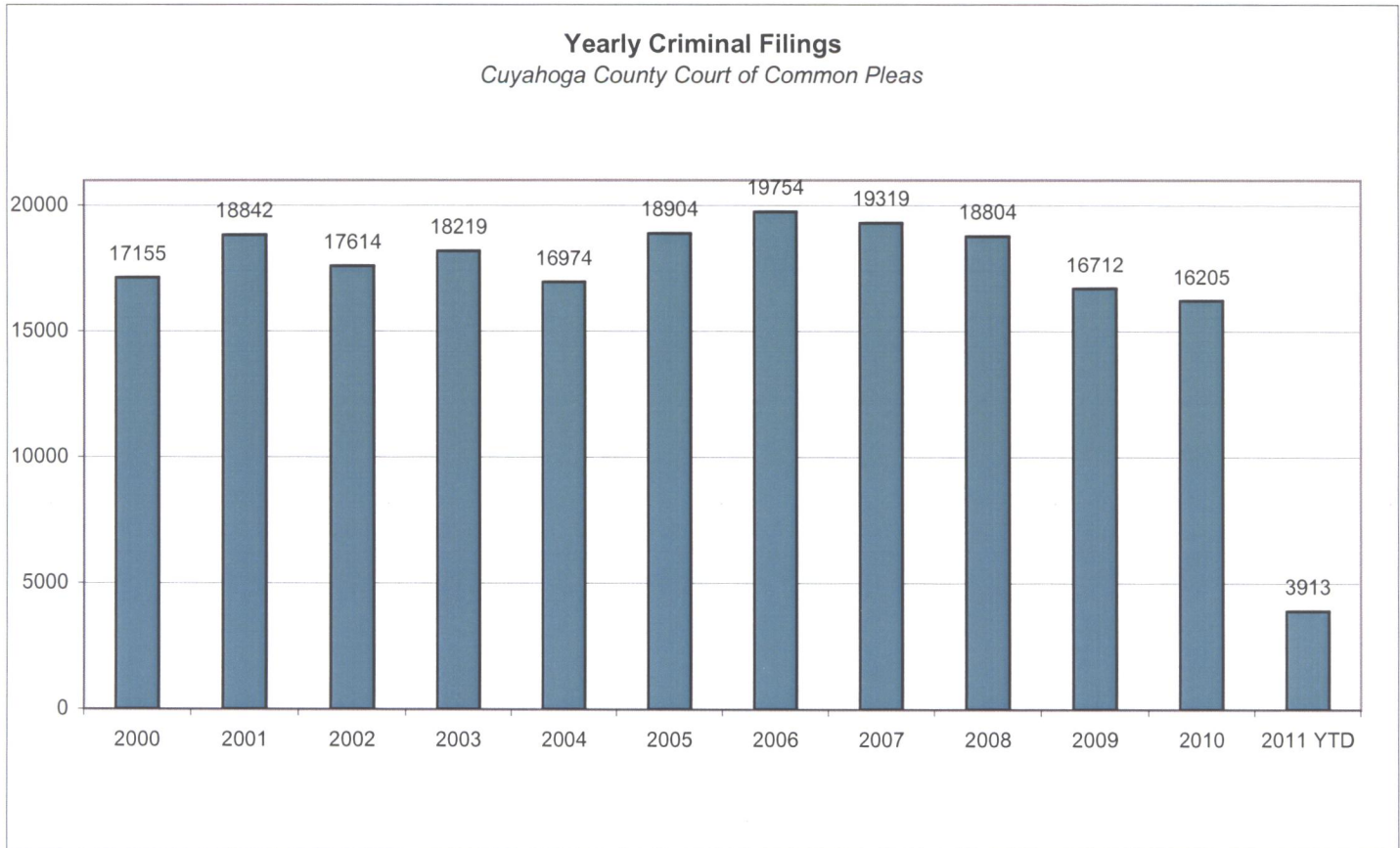
<i>Newly Filed, Re-Activated And Transferred In Cases</i> _____	4
<i>Yearly Criminal Terminations</i> _____	5
<i>Pending Criminal Cases End of Period</i> _____	6
<i>Clearance Rate</i> _____	7
<i>Arrest to Disposition Timeline</i> _____	8
<i>Average Arrest to Disposition Timeline (Jail Cases)</i> _____	9
<i>Average Arrest to Disposition Timeline (Non-Jail Cases)</i> _____	10
<i>Average Arrest to Disposition Timeline (Jail and Non-Jail Cases)</i> _____	11
<i>Yearly Average Arrest to Disposition Timeline</i> _____	12
<i>Bail Case Arraignment Activity</i> _____	14
<i>Overall Arraignment Statistics</i> _____	15
 <i>Foreclosure Statistics</i>	
<i>Total Pending Judicial Foreclosure Cases Referred to Magistrates (A)</i> _____	17
<i>Total Pending Judicial Foreclosure Cases Referred to Magistrates (B)</i> _____	18
<i>Total Pending Judicial Foreclosure Cases Referred to Magistrates (C)</i> _____	19
<i>Total Pending Tax Lien & Certificate Cases Referred to Magistrates (A)</i> _____	20
<i>Total Pending Tax Lien & Certificate Cases Referred to Magistrates (B)</i> _____	21
<i>Total Pending Tax Lien & Certificate Cases Referred to Magistrates (C)</i> _____	22
<i>Percentage of Pending Judicial Foreclosure Cases By Filing Year</i> _____	23
<i>Judicial Foreclosure Clearance Rate Year 2009</i> _____	24
<i>Judicial Foreclosure Clearance Rate Year 2010</i> _____	25
<i>Judicial Foreclosure Clearance Rate Year 2011</i> _____	26
<i>Avg. Number of Days to Disp. (Excl. Bank. Stays & Tax Lien & Tax Cert.)</i> _____	27
<i>Avg. Number of Days to Disp. (Excl. Bank. Stays & Incl. Tax Lien & Tax Cert.)</i> _____	28
<i>Total New Judicial Foreclosure Filings</i> _____	29
<i>New Marsh. of Lien/Quiet Title/Partition Filings by Month for 2009 – 2011 YTD</i> _____	30
<i>New Tax Lien & Certificate Filings by Month for Year 2009 – 2011 YTD</i> _____	31
<i>Total New Judicial Foreclosure Filings by Month for Year 2009 – 2011 YTD</i> _____	32
<i>Magistrate’s Monthly Reports</i> _____	33
<i>Report CMSR1062 - Judicial Foreclosure Statistics by Judge</i> _____	41
<i>Monthly Summary</i> _____	47
<i>Year to Date Summary</i> _____	49
<i>Corrections/Adjustments</i> _____	51

Criminal Case Statistics

CUYAHOGA COUNTY COMMON PLEAS COURT

Newly Filed, Re-Activated And Transferred In Cases

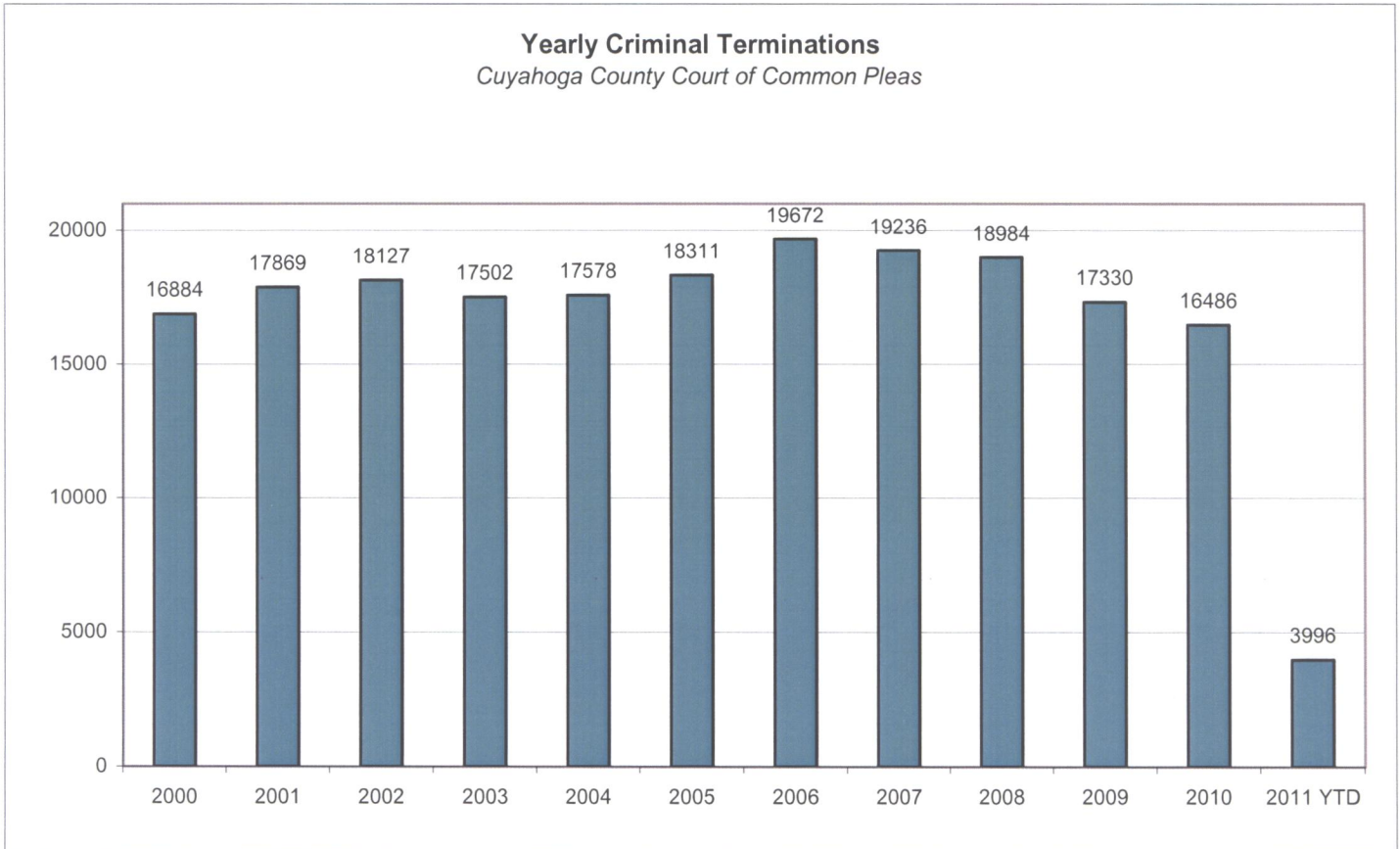
The following chart is a representation of all newly filed cases in Cuyahoga County Court of Common Pleas from 2000 – March 2011. Newly filed cases are defined as having been arraigned and assigned to a Judge. Cases that are re-activated are cases where a defendant was unavailable for trial but has now become ready to proceed. Transferred cases are moved from one Judge's docket to another. This could be due to re-assignment to a mental health Judge or after additional information indicates that by Court rule, the case should have been assigned to another Judge.



CUYAHOGA COUNTY COMMON PLEAS COURT

Yearly Criminal Terminations

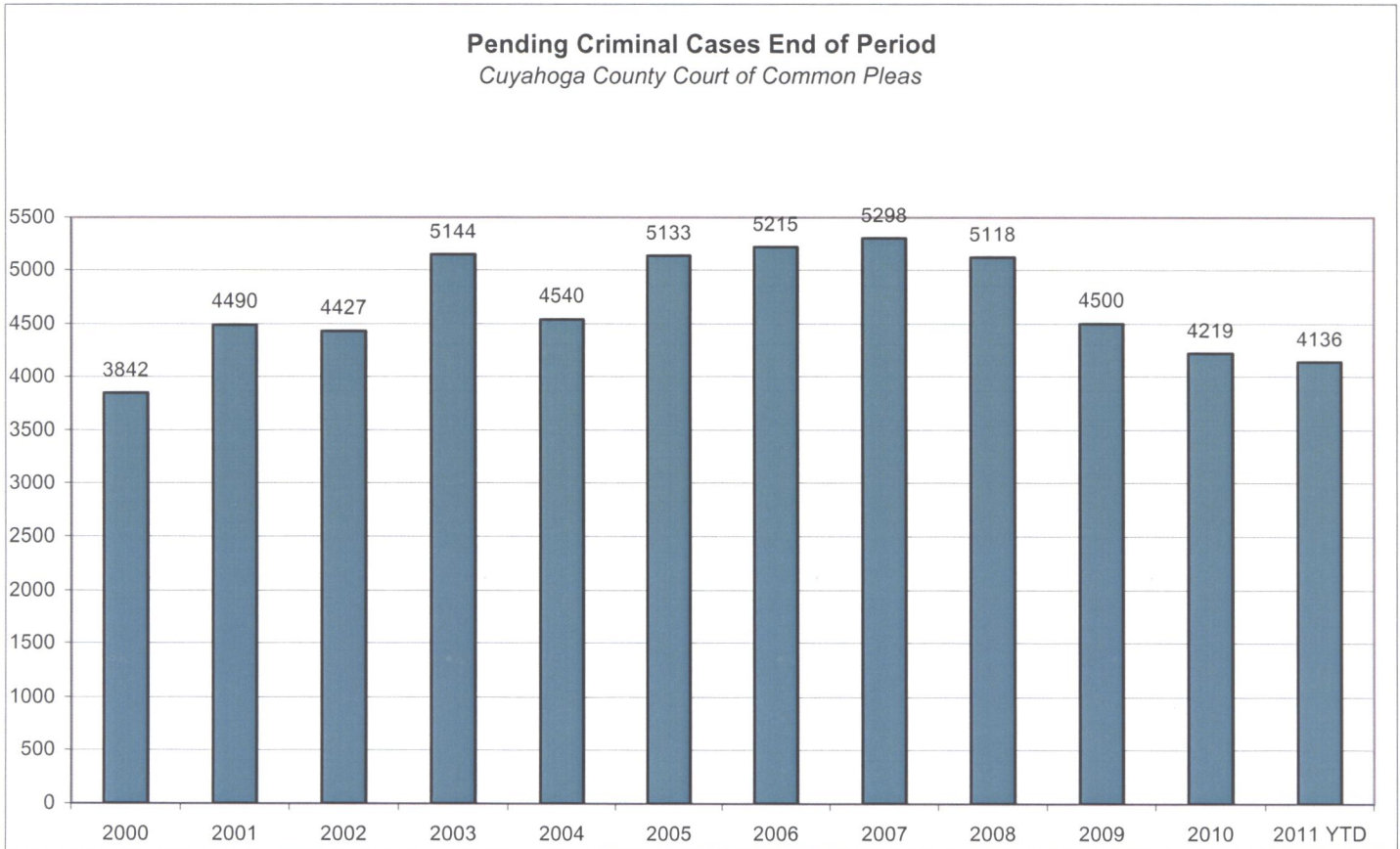
The following chart represents the total number of cases that have been terminated by the Court from 2000 – March 2011. These are all cases that have been terminated by trial, plea, dismissal or a defendant is unavailable for trial or sentencing are reported as terminated.



CUYAHOGA COUNTY COMMON PLEAS COURT

Pending Criminal Cases End of Period

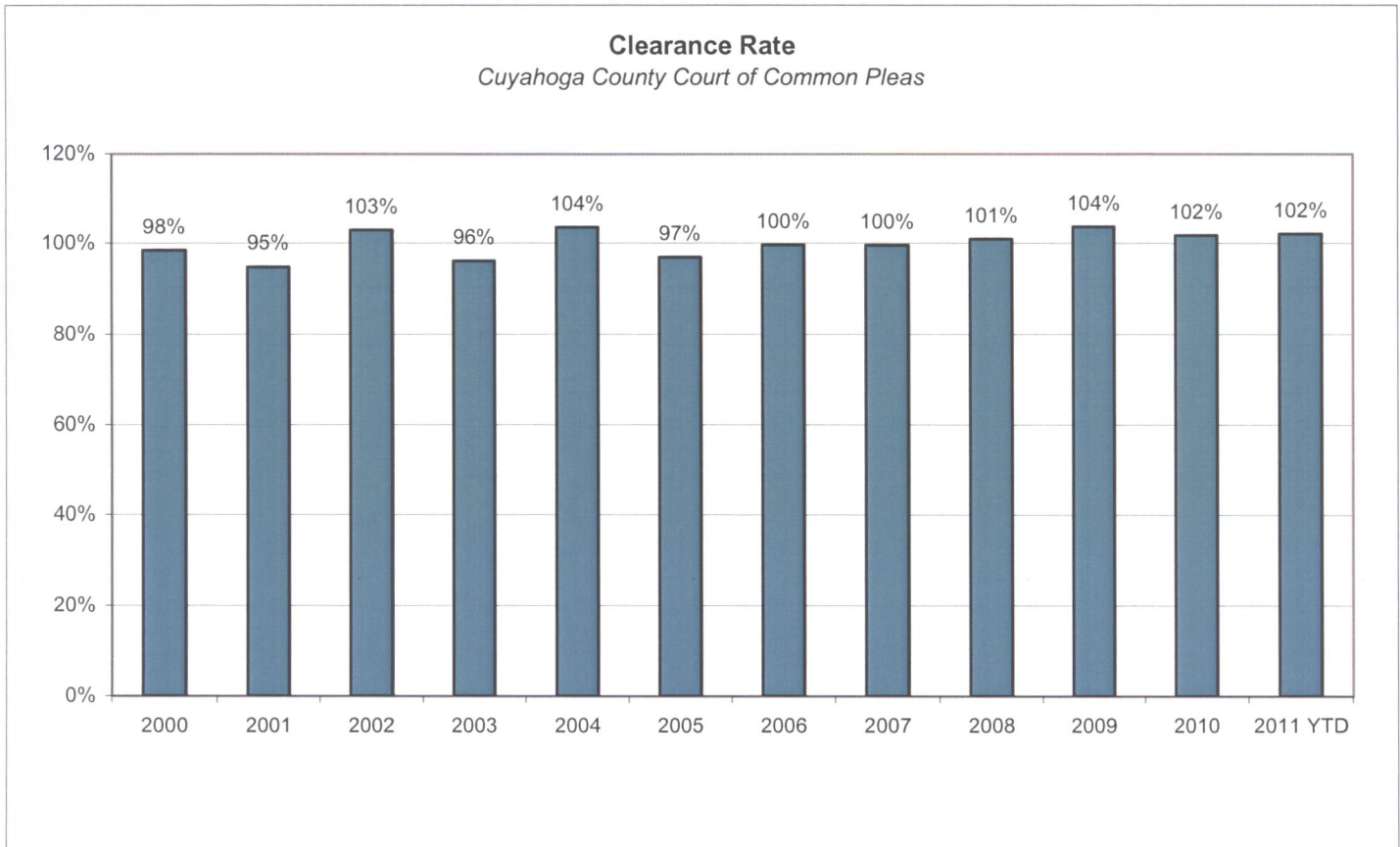
The following chart represents the total number of cases pending at the end of the reporting period from 2000 – March 2011. Taking the total number of cases pending at the beginning of the period, adding all newly filed, re-activated and transferred in cases arrives at the total pending value. The total number of cases that have been terminated in the period are then subtracted from the total pending to give the value pending at the end of the period.



CUYAHOGA COUNTY COMMON PLEAS COURT

Clearance Rate

The Clearance Rate is the total number of outgoing cases as a percentage of the number of incoming cases. Clearance rate measures whether the court is keeping up with its incoming caseload. If cases are not disposed in a timely manner, a backlog of cases awaiting disposition will grow. A Clearance Rate of 100% indicates that at least as many cases as have been filed, reopened, or reactivated in a period have been disposed.



Arrest to Disposition Timeline

Arrest to disposition timeline is a method to measure how felony cases flow through the Cuyahoga County Criminal Justice System. By capturing how long a case takes to move from stage to stage, we can examine where problems may exist and where potential improvements in case processing can be made.

The source data was extracted from the Cuyahoga County Court of Common Pleas Case Management System. The overall population of sample data was based on cases terminated in a given month excluding cases that have gone through diversion programs. A case is defined as a defendant and all charges involved in a single incident. The time period for the extracted data is from March 2011.

The stages examined were:

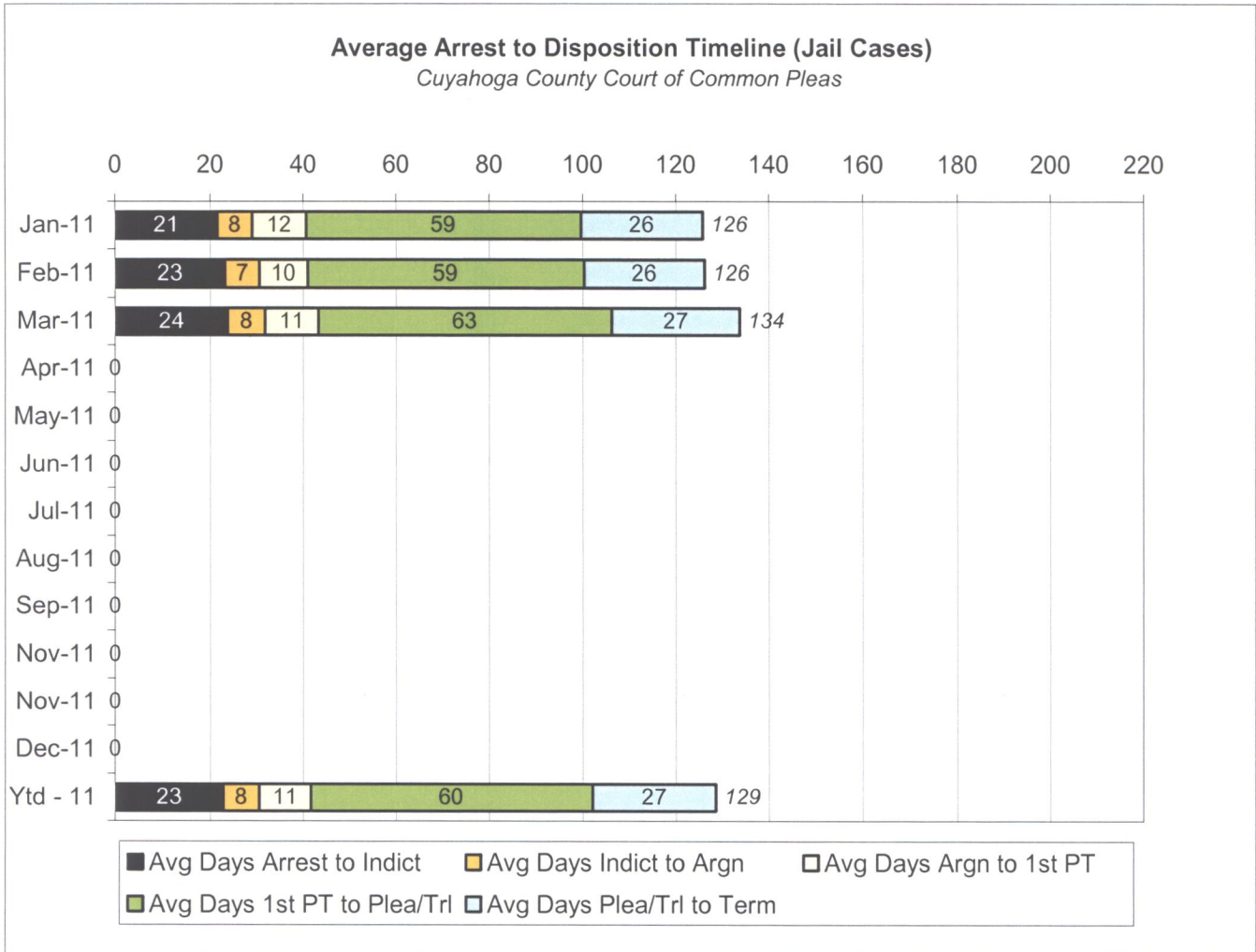
Arrest to Indictment
Indictment to Arraignment
Arraignment to 1st Pre-Trial
1st Pre-Trial to Plea/Trial
Plea/Trial to Termination

Due to the fact that each case may or may not have all of the stage date elements, a method to arrive at stage averages was applied. For a case to be included in the average for a stage there would need to be both dates for the given stage. A case would be included in the Arrest to Indictment stage if both arrest date and indictment date were available. This method was applied to each of the five stages. Next we calculated the total number of cases that met the date criteria for each of the ranges and also the total number of days between each date. To arrive at an average, the total number of days for each case in each range was calculated and divided by the total number of cases that met the date criteria. If a case had a time period or periods where the defendant was capiased or referred to the Psych Clinic, that amount of time was subtracted from the appropriate range. For re-indicted cases, the original arrest date is used.

The following three charts are for Jail, Non-Jail and combined Jail and Non-Jail cases. Jail and Non-Jail cases are defined by the status of the defendant at arraignment.

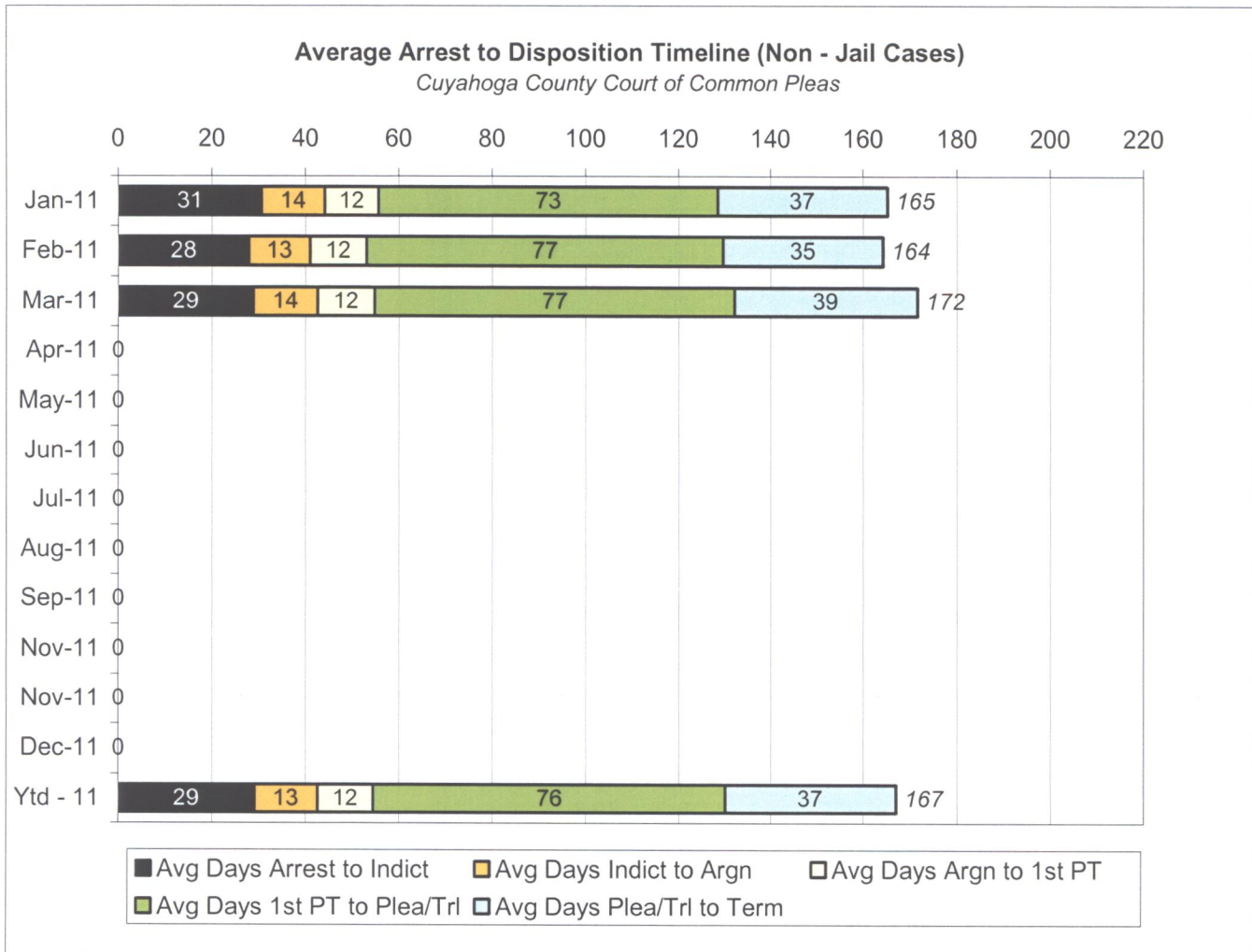
CUYAHOGA COUNTY COMMON PLEAS COURT

Average Arrest to Disposition Timeline (Jail Cases)



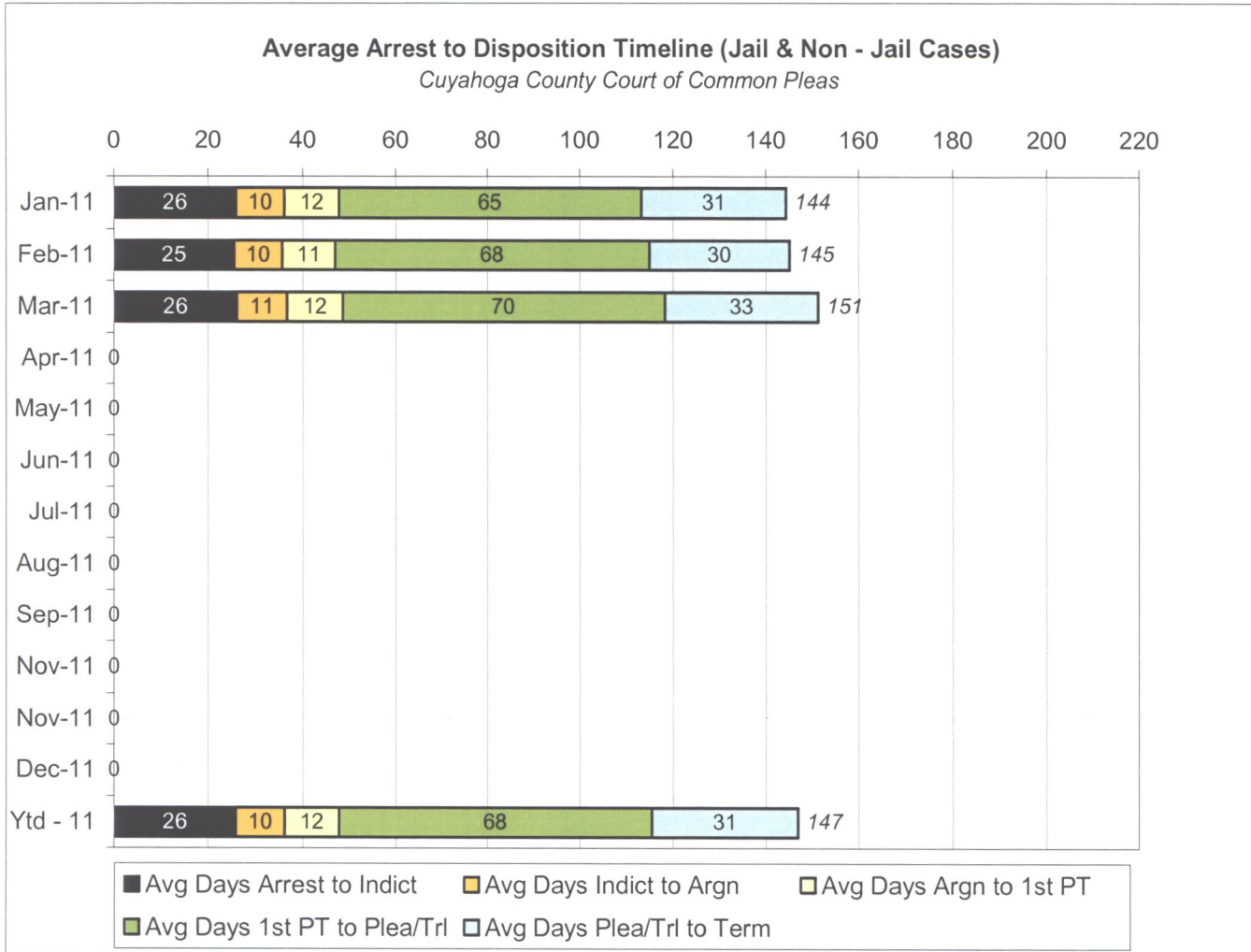
CUYAHOGA COUNTY COMMON PLEAS COURT

Average Arrest to Disposition Timeline (Non-Jail Cases)



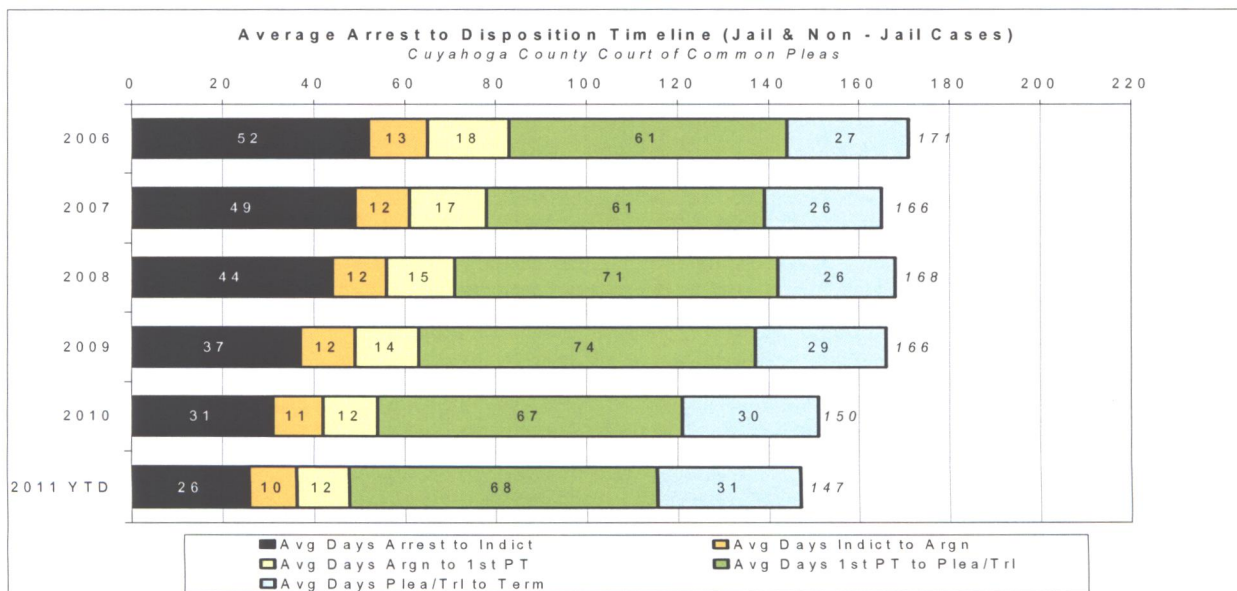
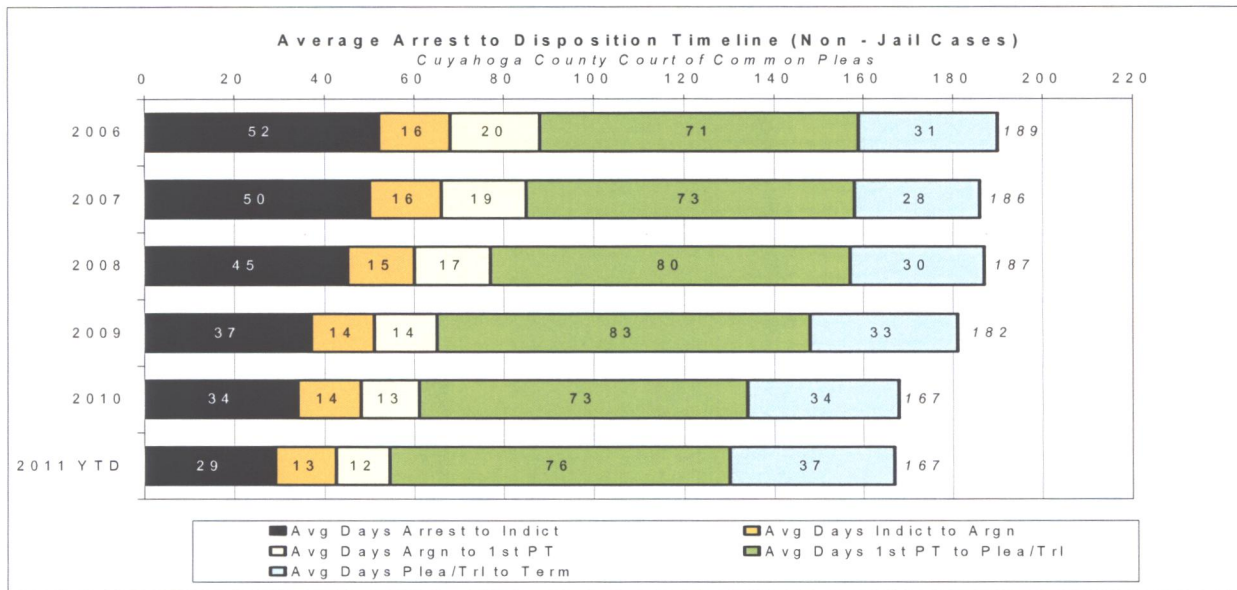
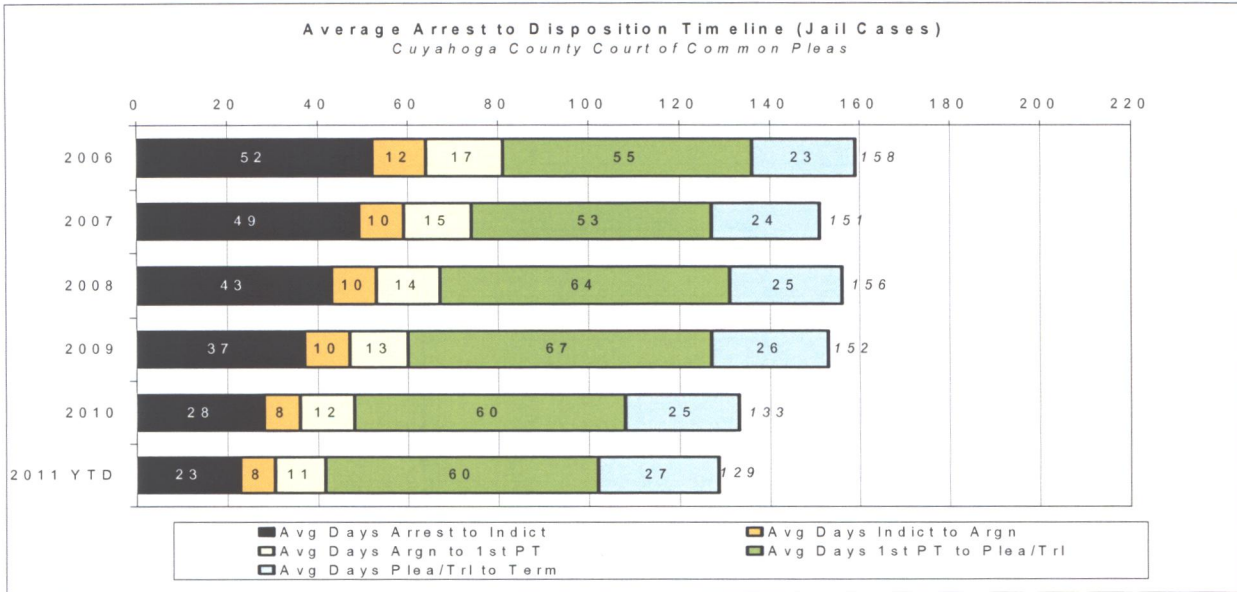
CUYAHOGA COUNTY COMMON PLEAS COURT

Average Arrest to Disposition Timeline (Jail and Non-Jail Cases)



CUYAHOGA COUNTY COMMON PLEAS COURT

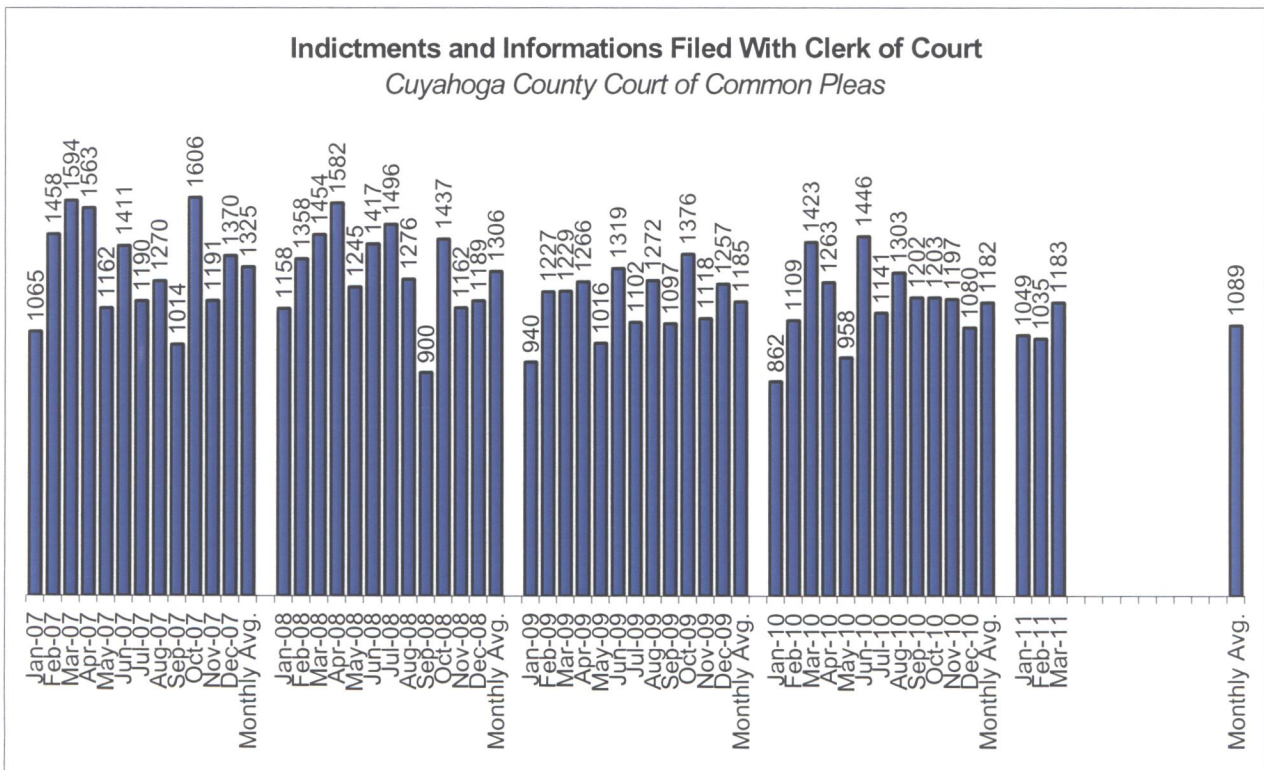
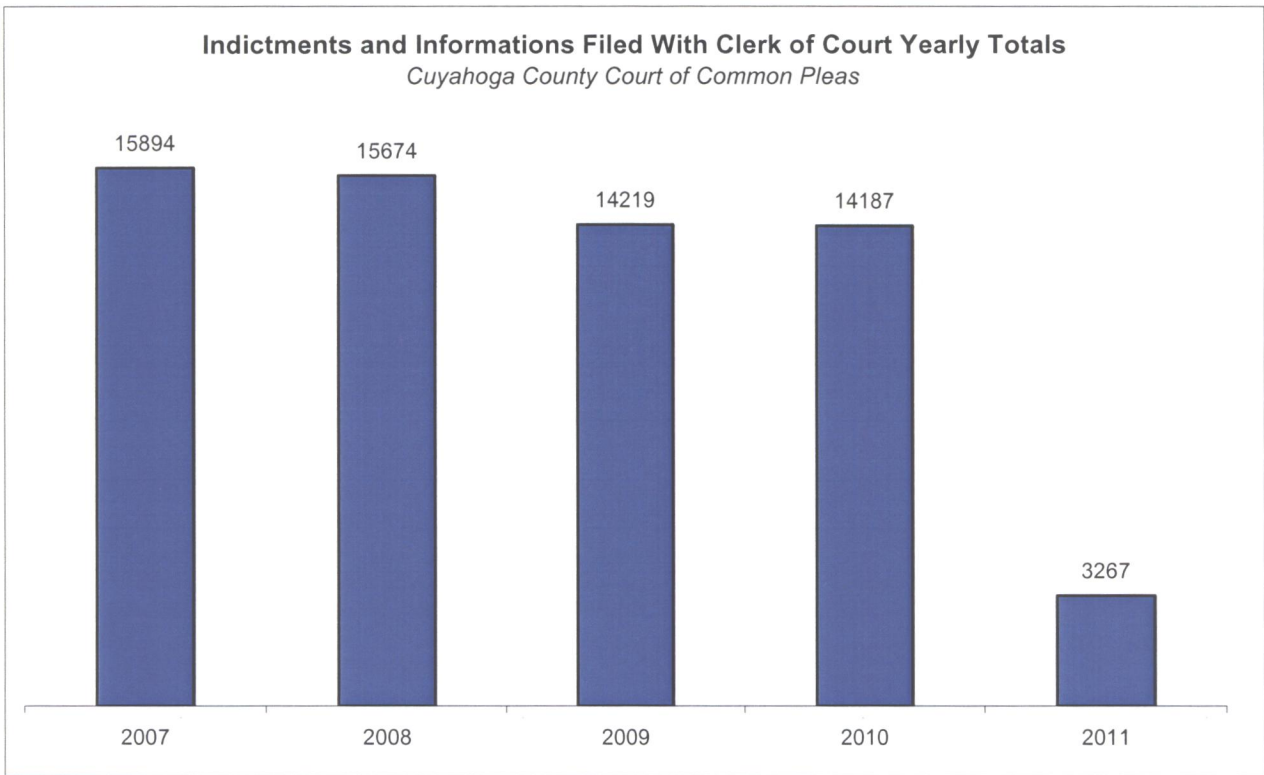
Yearly Average Arrest to Disposition Timeline



CUYAHOGA COUNTY COMMON PLEAS COURT

Indictments and Informations Filed With the Clerk of Courts

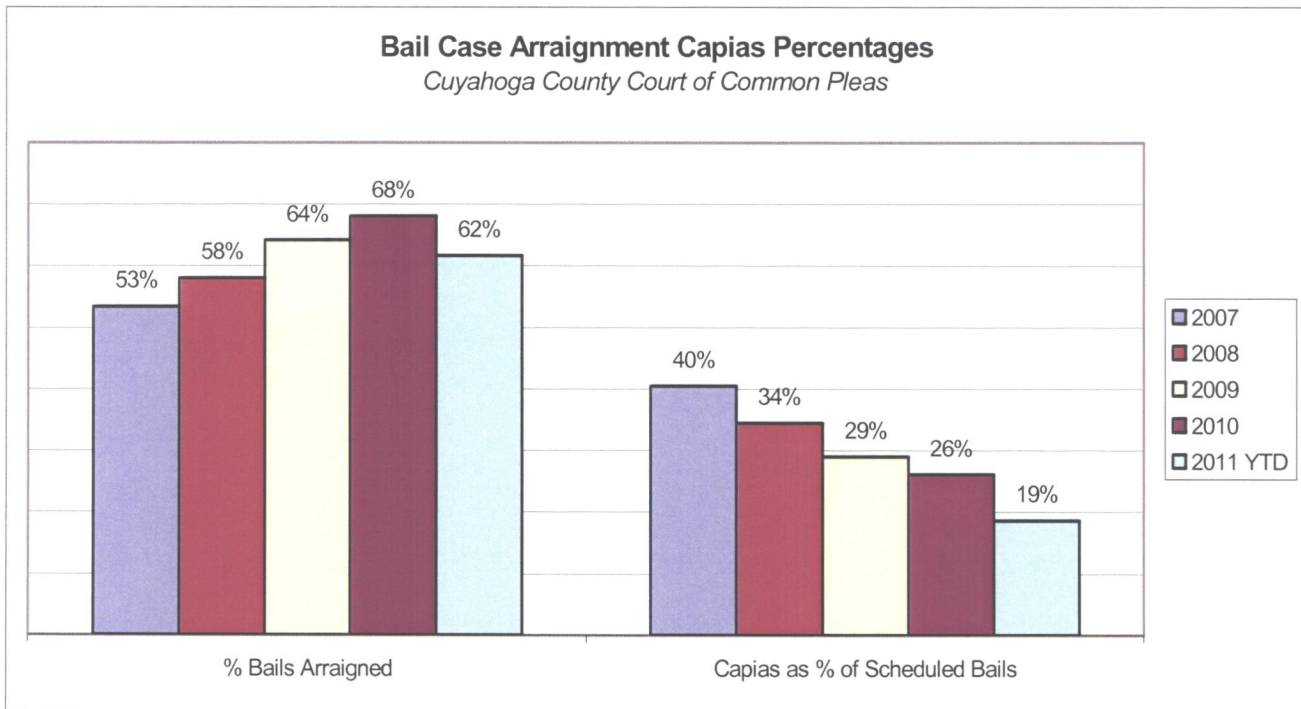
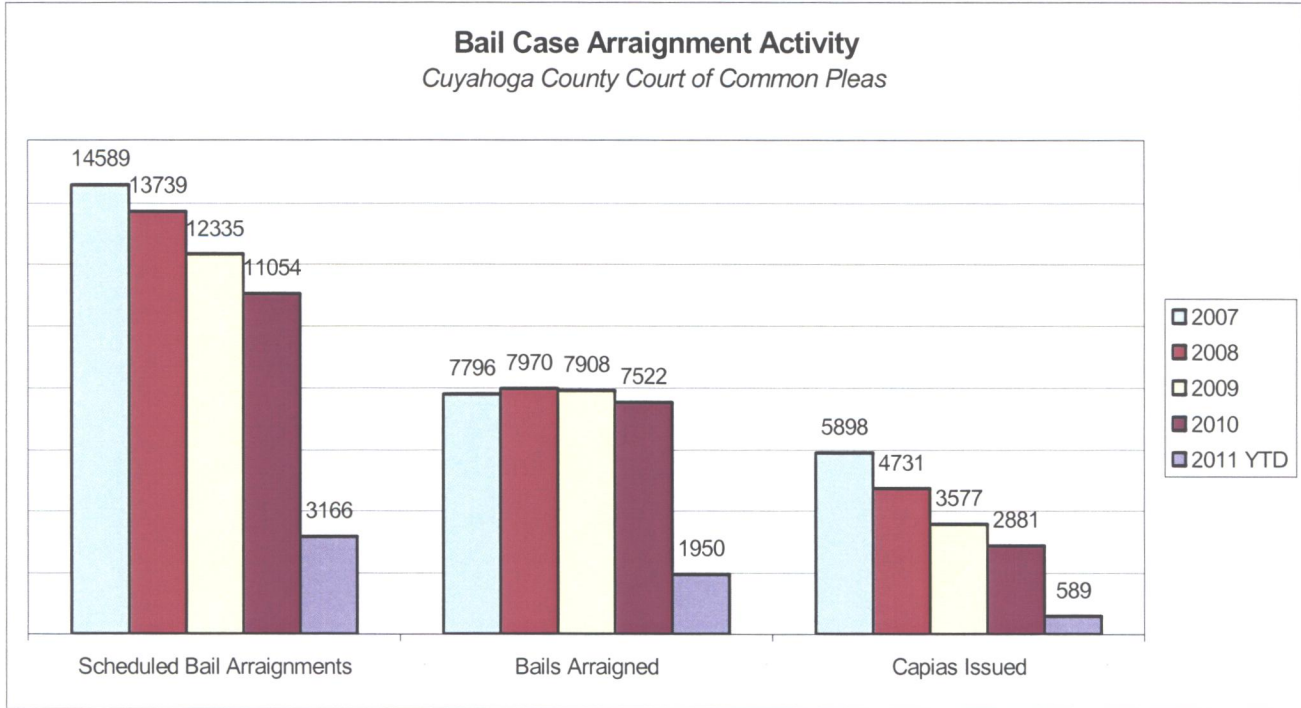
The following charts are reflective of Indictments and Informations filed with the Criminal Clerk of Courts from 2007. The source for this information was the Criminal Clerk's Office.



CUYAHOGA COUNTY COMMON PLEAS COURT

Bail Case Arraignment Activity

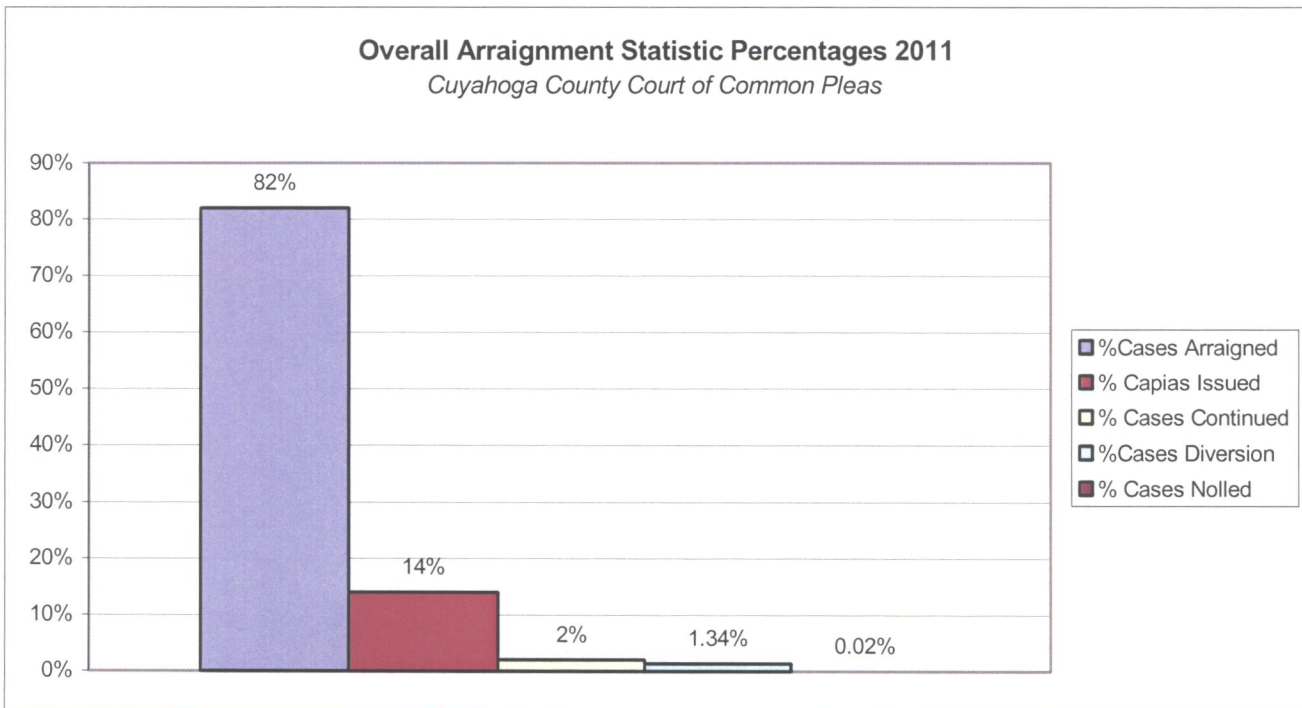
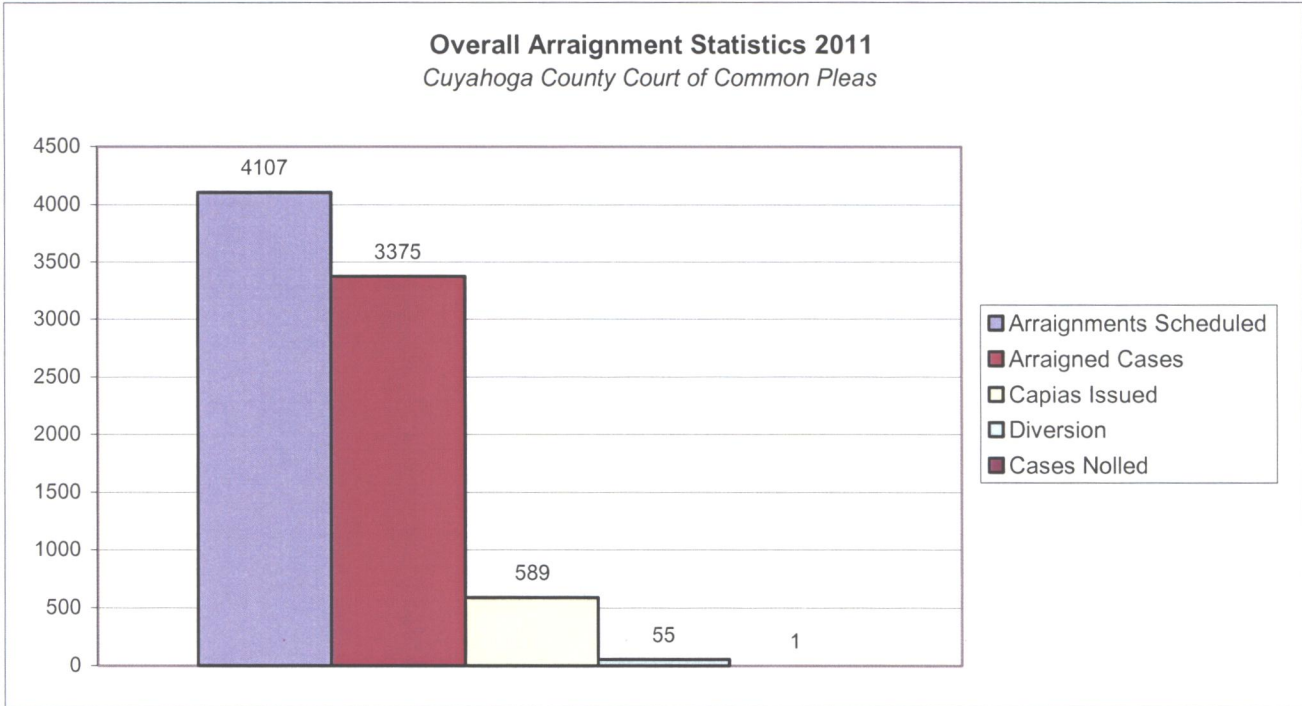
The following charts are reflective of arraignment activity where the defendant was not incarcerated at the time of arraignment. The source for this information was the Criminal Records Department.



CUYAHOGA COUNTY COMMON PLEAS COURT

Overall Arraignment Statistics

The arraignment statistics were provided by the Criminal Records Department. They are provided to give a representation of arraignment activity in the Court in 2011. These statistics include jail and non – jail arraignments.



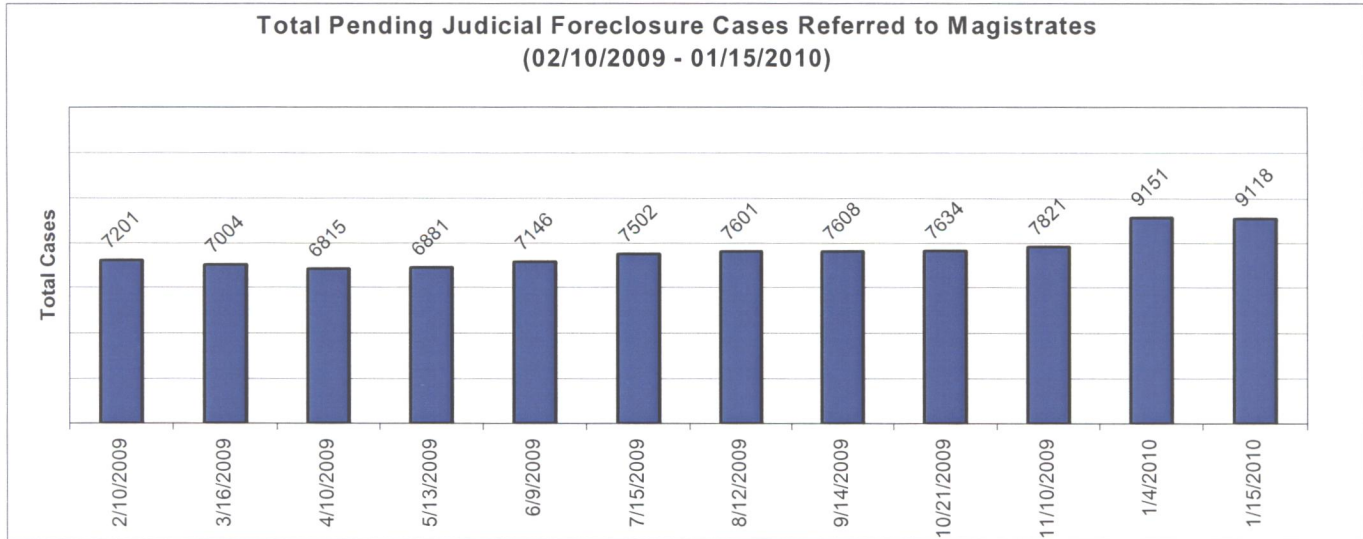
Judicial Foreclosure Statistics¹

¹ For clarification purposes, Foreclosure cases in this report are identified as Judicial Foreclosure filings (filing codes 1460 (Foreclosure Marsh. Of Lien), 1465(Tax Lien), 1466 (Tax Certificate), 1470 (Quiet Title), and 1480 (Partition)). These cases are different from Board of Revision Foreclosures, which are not reported here.

CUYAHOGA COUNTY COMMON PLEAS COURT

Total Pending Judicial Foreclosure Cases Referred to Magistrates (A)

The following chart is a display of the total number of pending Judicial Foreclosure cases referred to the Magistrates on specific dates. The table below shows the number of these cases pending for each year since 1990.

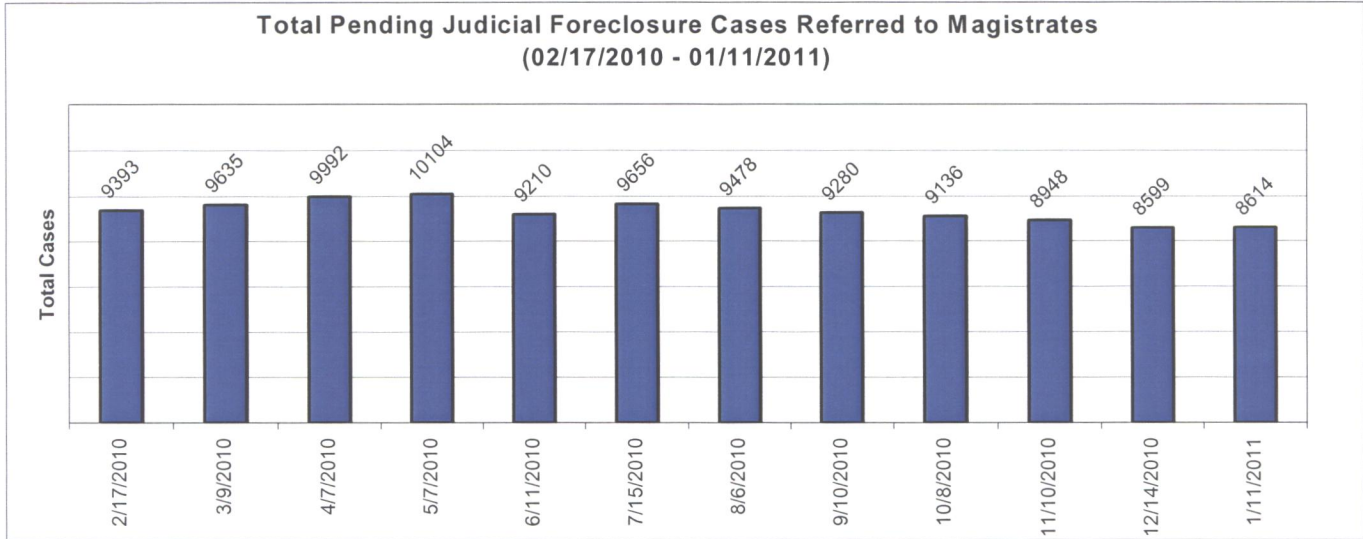


	As of:	2/10/2009	3/16/2009	4/10/2009	5/13/2009	6/9/2009	7/15/2009	8/12/2009	9/14/2009	10/21/2009	11/10/2009	1/4/2010	1/15/2010
Year													
1990		0	0	0	0	0	0	0	0	0	0	0	0
1991		0	0	0	0	0	0	0	0	0	0	0	0
1992		0	0	0	0	0	0	0	0	0	0	0	0
1993		0	0	0	0	0	0	0	0	0	0	0	0
1994		0	0	0	0	0	0	0	0	0	0	0	0
1995		0	0	0	0	0	0	0	0	0	0	0	0
1996		0	0	0	0	0	0	0	0	0	0	0	0
1997		0	0	0	0	0	0	0	0	0	0	0	0
1998		0	0	0	1	0	0	0	0	0	0	0	0
1999		0	0	0	0	0	0	0	0	0	0	0	0
2000		2	2	2	2	2	2	3	2	2	3	2	2
2001		2	1	1	1	1	1	1	1	1	1	1	1
2002		3	2	3	3	3	3	1	1	1	1	1	1
2003		10	12	14	11	11	11	11	9	8	8	8	7
2004		20	16	15	16	16	16	15	15	15	14	13	13
2005		22	19	20	19	18	16	16	16	16	12	13	13
2006		106	90	84	65	62	56	49	42	30	27	25	25
2007		399	314	263	231	203	165	145	129	107	98	88	80
2008		5533	4356	3585	2980	2510	2030	1719	1439	1162	1009	776	720
2009		1104	2192	2828	3552	4320	5202	5641	5954	6292	6648	8224	7933
2010													323
Total		7201	7004	6815	6881	7146	7502	7601	7608	7634	7821	9151	9118

CUYAHOGA COUNTY COMMON PLEAS COURT

Total Pending Judicial Foreclosure Cases Referred to Magistrates (B)

The following chart is a display of the total number of pending Judicial Foreclosure cases referred to the Magistrates on specific dates. The table below shows the number of these cases pending from each year since 1990.

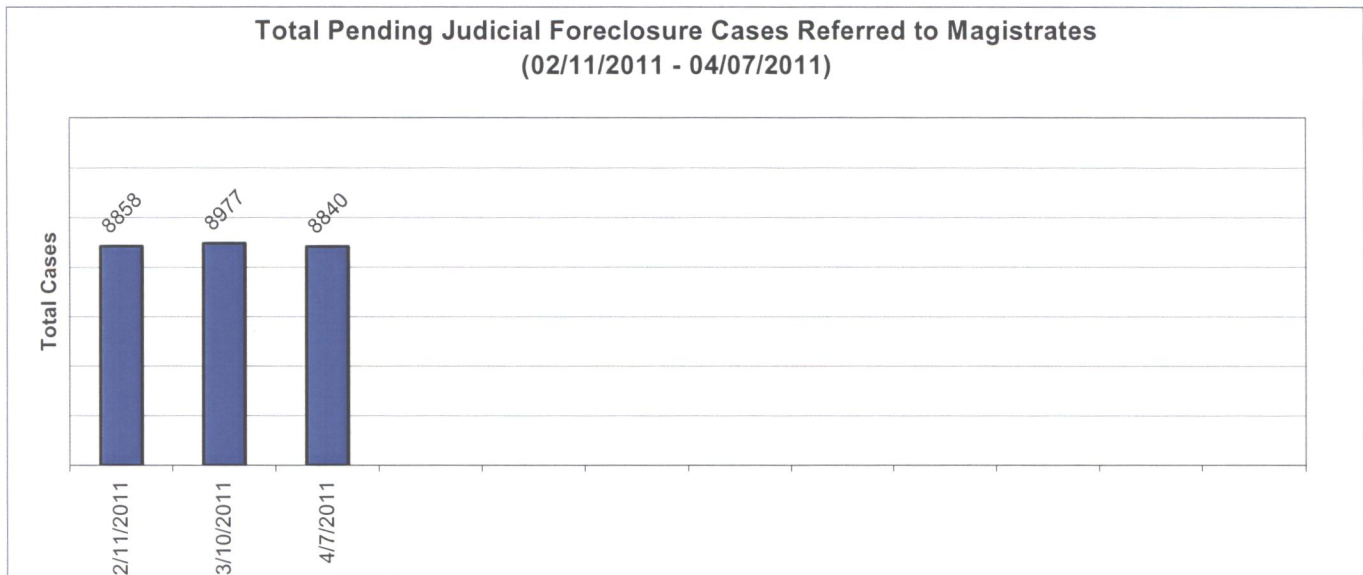


	As of:	2/17/2010	3/9/2010	4/7/2010	5/7/2010	6/11/2010	7/15/2010	8/6/2010	9/10/2010	10/8/2010	11/10/2010	12/14/2010	1/11/2011
Year													
1990		0	0	0	0	0	0	0	0	0	0	0	0
1991		0	0	0	0	0	0	0	0	0	0	0	0
1992		0	0	0	0	0	0	0	0	1	0	1	0
1993		0	0	0	0	0	0	0	0	0	0	0	0
1994		0	0	0	0	0	0	0	0	0	0	0	0
1995		0	0	0	0	0	0	0	0	0	1	0	0
1996		0	0	0	0	0	0	0	0	1	1	1	1
1997		0	0	0	0	0	0	0	0	0	0	0	0
1998		0	0	0	0	0	0	0	0	0	0	0	0
1999		0	0	0	0	0	0	0	0	1	1	0	0
2000		3	3	3	2	2	1	1	1	0	1	0	1
2001		1	1	1	0	0	0	1	0	0	0	0	0
2002		1	0	1	1	1	1	1	1	1	1	1	1
2003		6	7	7	8	8	8	6	5	6	4	4	4
2004		11	12	11	13	11	10	8	9	11	9	9	9
2005		12	13	15	11	9	12	11	9	7	8	8	9
2006		23	22	16	15	13	17	12	15	15	14	12	13
2007		69	65	63	64	61	50	47	43	37	37	33	31
2008		585	511	442	356	308	262	250	215	189	169	148	136
2009		7064	6478	5811	5137	4070	3424	2990	2527	2125	1751	1445	1282
2010		1618	2523	3622	4497	4727	5871	6151	6455	6742	6951	6937	6927
2011													200
Total		9393	9635	9992	10104	9210	9656	9478	9280	9136	8948	8599	8614

CUYAHOGA COUNTY COMMON PLEAS COURT

Total Pending Judicial Foreclosure Cases Referred to Magistrates (C)

The following chart is a display of the total number of pending Judicial Foreclosure cases referred to the Magistrates on specific dates. The table below shows the number of these cases pending from each year since 1990.

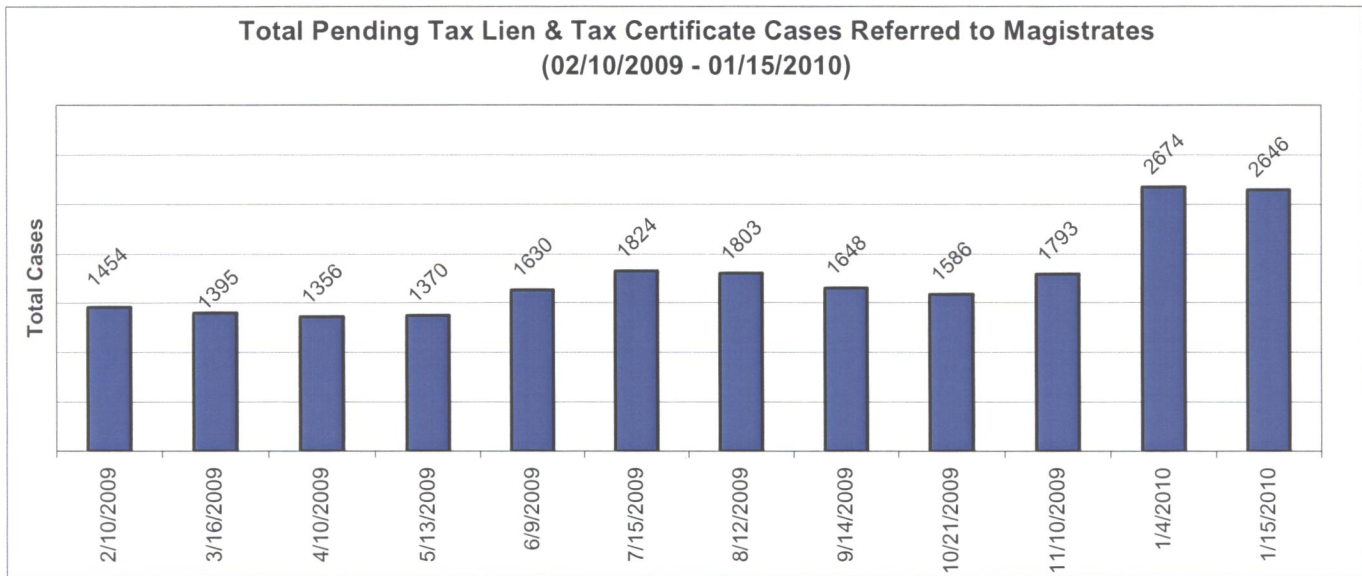


	As of:	2/11/2011	3/10/2011	4/7/2011									
Year													
1990		0	0	0									
1991		0	0	0									
1992		0	0	0									
1993		0	0	0									
1994		0	0	0									
1995		0	0	0									
1996		1	1	1									
1997		0	0	0									
1998		0	0	0									
1999		0	0	0									
2000		1	1	3									
2001		0	0	0									
2002		1	1	1									
2003		4	2	2									
2004		6	7	6									
2005		9	7	7									
2006		10	9	10									
2007		29	27	26									
2008		120	109	96									
2009		1031	912	761									
2010		6219	5572	4822									
2011		1427	2329	3105									
Total		8858	8977	8840									

CUYAHOGA COUNTY COMMON PLEAS COURT

Total Pending Tax Lien & Certificate Cases Referred to Magistrates (A)

The following chart is a display of the number of pending tax Judicial Foreclosure cases referred to the Magistrates on specific dates. The table below shows the number of pending tax Judicial Foreclosure cases in each year since 1990.

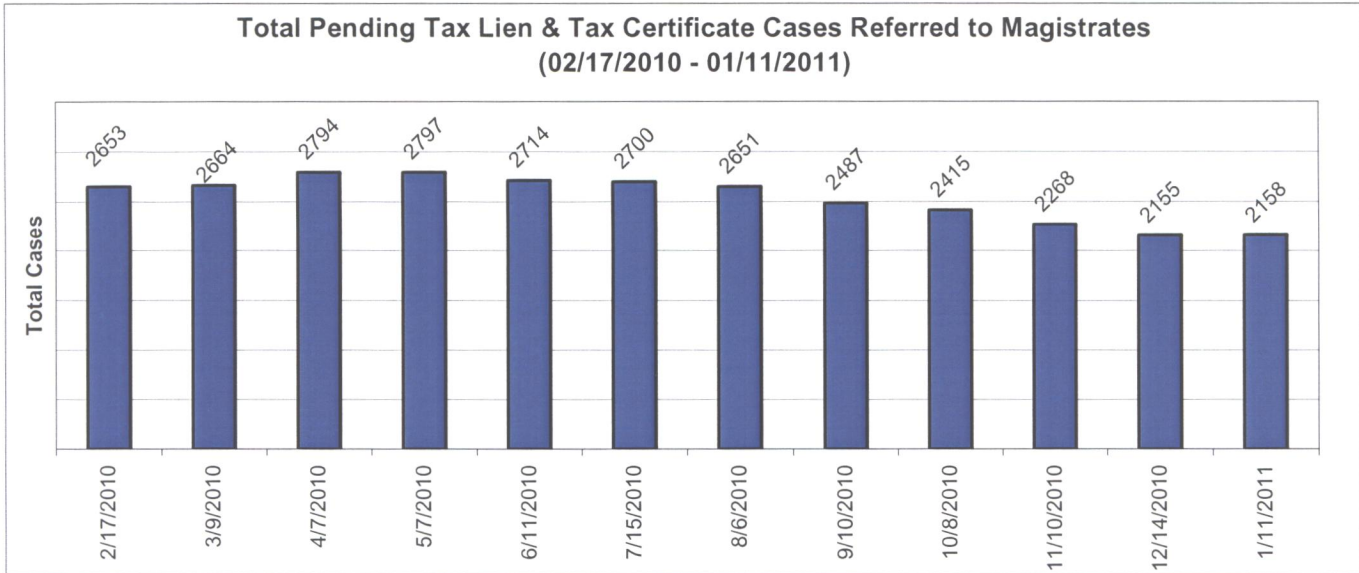


	As of:	2/10/2009	3/16/2009	4/10/2009	5/13/2009	6/9/2009	7/15/2009	8/12/2009	9/14/2009	10/21/2009	11/10/2009	1/4/2010	1/15/2010
Year													
1990		0	0	0	0	0	0	0	0	0	0	0	0
1991		0	0	0	0	0	0	0	0	0	0	0	0
1992		0	0	0	0	0	0	0	0	0	0	0	0
1993		0	0	0	0	0	0	0	0	0	0	0	0
1994		0	0	0	0	0	0	0	0	0	0	0	0
1995		0	0	0	0	0	0	0	0	0	0	0	0
1996		0	0	0	0	0	0	0	0	0	0	0	0
1997		0	0	0	0	0	0	0	0	0	0	0	0
1998		0	0	0	0	0	0	0	0	0	0	0	0
1999		0	0	0	0	0	0	0	0	0	0	0	0
2000		1	1	1	1	1	1	1	1	1	1	1	1
2001		2	1	1	1	1	1	1	1	1	1	1	1
2002		0	0	0	0	0	0	0	0	0	0	0	0
2003		1	2	2	1	1	1	1	1	1	1	1	1
2004		4	3	3	3	3	3	4	4	4	4	4	4
2005		8	4	3	3	3	3	3	2	2	2	2	2
2006		35	29	24	19	19	18	14	12	9	6	5	4
2007		77	60	45	39	36	30	24	23	16	14	13	13
2008		1244	1118	1027	922	839	697	586	464	369	318	251	228
2009		82	177	250	381	727	1070	1169	1140	1183	1446	2396	2369
2010													23
Total		1454	1395	1356	1370	1630	1824	1803	1648	1586	1793	2674	2646

CUYAHOGA COUNTY COMMON PLEAS COURT

Total Pending Tax Lien & Certificate Cases Referred to Magistrates (B)

The following chart is a display of the number of pending tax Judicial Foreclosure cases referred to the Magistrates on specific dates. The table below shows the number of pending tax Judicial Foreclosure cases in each year since 1990.




	As of:	2/17/2010	3/9/2010	4/7/2010	5/7/2010	6/11/2010	7/15/2010	8/6/2010	9/10/2010	10/8/2010	11/10/2010	12/14/2010	1/11/2011
Year													
1990		0	0	0	0	0	0	0	0	0	0	0	0
1991		0	0	0	0	0	0	0	0	0	0	0	0
1992		0	0	0	0	0	0	0	0	0	0	0	0
1993		0	0	0	0	0	0	0	0	0	0	0	0
1994		0	0	0	0	0	0	0	0	0	0	0	0
1995		0	0	0	0	0	0	0	0	0	0	0	0
1996		0	0	0	0	0	0	0	0	0	0	0	0
1997		0	0	0	0	0	0	0	0	0	0	0	0
1998		0	0	0	0	0	0	0	0	0	0	0	0
1999		0	0	0	0	0	0	0	0	0	0	0	0
2000		1	1	1	1	1	1	1	1	0	0	0	0
2001		1	1	1	0	0	0	0	0	0	0	0	0
2002		0	0	0	1	0	0	0	0	0	0	0	0
2003		1	1	1	1	1	1	1	0	1	0	0	0
2004		4	3	3	3	3	3	3	3	3	3	3	3
2005		2	2	2	2	1	2	2	2	2	2	3	4
2006		3	3	3	4	2	4	4	4	4	5	4	6
2007		12	10	10	11	10	8	8	8	6	6	5	5
2008		186	156	133	107	91	82	77	63	55	51	45	41
2009		2267	2145	2054	1924	1750	1558	1422	1246	1102	908	753	674
2010		176	342	586	743	855	1041	1133	1160	1242	1293	1342	1425
Total		2653	2664	2794	2797	2714	2700	2651	2487	2415	2268	2155	2158

CUYAHOGA COUNTY COMMON PLEAS COURT

Total Pending Tax Lien & Certificate Cases Referred to Magistrates (C)

The following chart is a display of the number of pending tax Judicial Foreclosure cases referred to the Magistrates on specific dates. The table below shows the number of pending tax Judicial Foreclosure cases in each year since 1990.

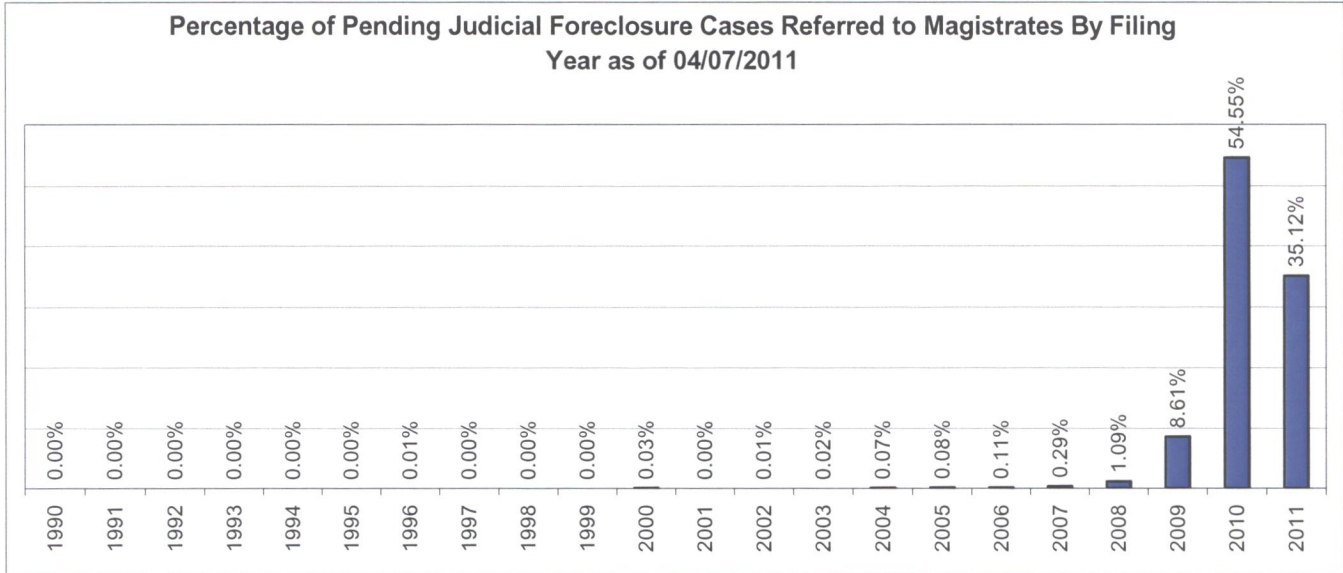


	As of:	2/11/2011	3/10/2011	4/7/2011									
Year													
1990		0	0	0									
1991		0	0	0									
1992		0	0	0									
1993		0	0	0									
1994		0	0	0									
1995		0	0	0									
1996		0	0	0									
1997		0	0	0									
1998		0	0	0									
1999		0	0	0									
2000		0	0	0									
2001		0	0	0									
2002		0	0	0									
2003		0	0	0									
2004		3	4	3									
2005		4	4	4									
2006		3	3	2									
2007		5	5	6									
2008		35	31	30									
2009		507	441	364									
2010		1297	1193	1040									
2011		403	764	818									
Total		2257	2445	2267									

CUYAHOGA COUNTY COMMON PLEAS COURT

Percentage of Pending Judicial Foreclosure Cases By Filing Year

The following chart is a representation of the total number of pending Judicial Foreclosure cases by filing year expressed as a percentage on a specific date. The table below is the supporting data for this chart.

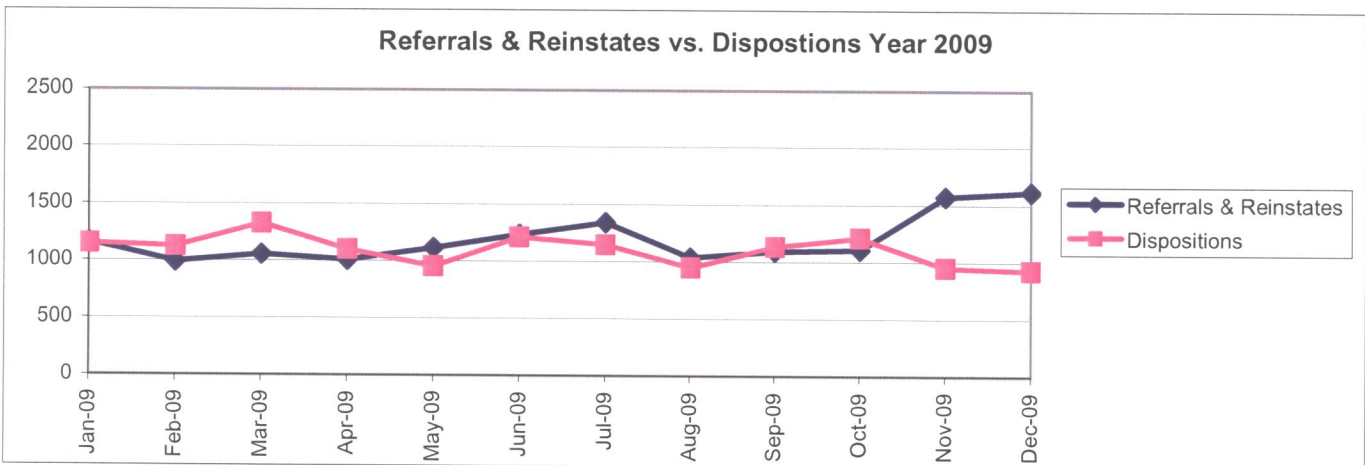
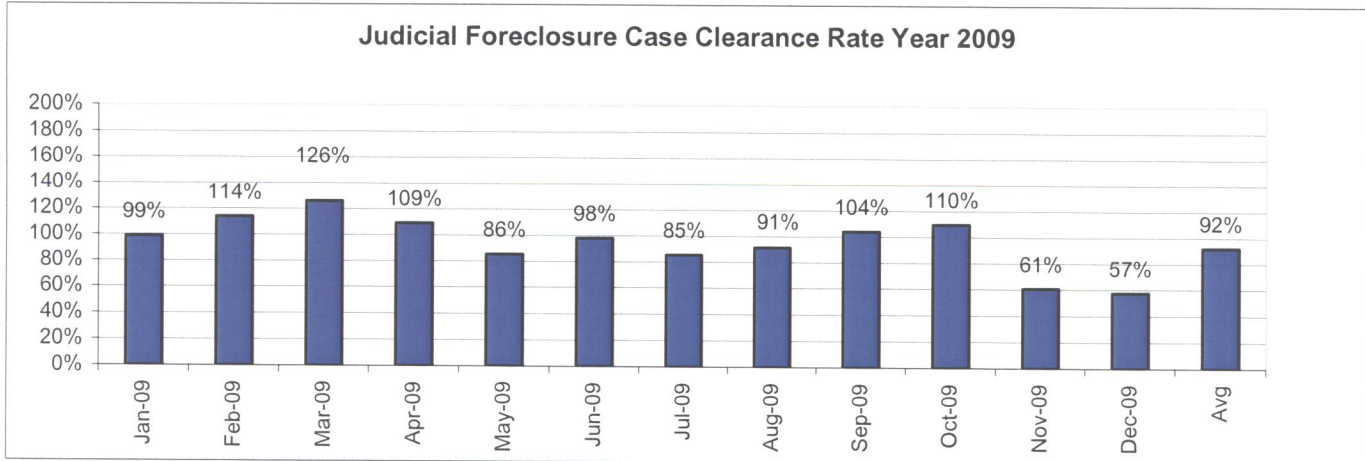


Year	As of:	4/7/2011	% of Total
1990		0	0.00%
1991		0	0.00%
1992		0	0.00%
1993		0	0.00%
1994		0	0.00%
1995		0	0.00%
1996		1	0.01%
1997		0	0.00%
1998		0	0.00%
1999		0	0.00%
2000		3	0.03%
2001		0	0.00%
2002		1	0.01%
2003		2	0.02%
2004		6	0.07%
2005		7	0.08%
2006		10	0.11%
2007		26	0.29%
2008		96	1.09%
2009		761	8.61%
2010		4822	54.55%
2011		3105	35.12%
Total		8840	100.00%

CUYAHOGA COUNTY COMMON PLEAS COURT

Judicial Foreclosure Clearance Rate Year 2009

The Clearance Rate is the number of outgoing cases as a percentage of the number of incoming cases. Clearance rate measures whether the court is keeping up with its incoming caseload. If cases are not disposed in a timely manner, a backlog of cases awaiting disposition will grow. A Clearance Rate of 100% indicates that at least as many cases as have been filed, reopened, or reactivated in a period have been disposed.

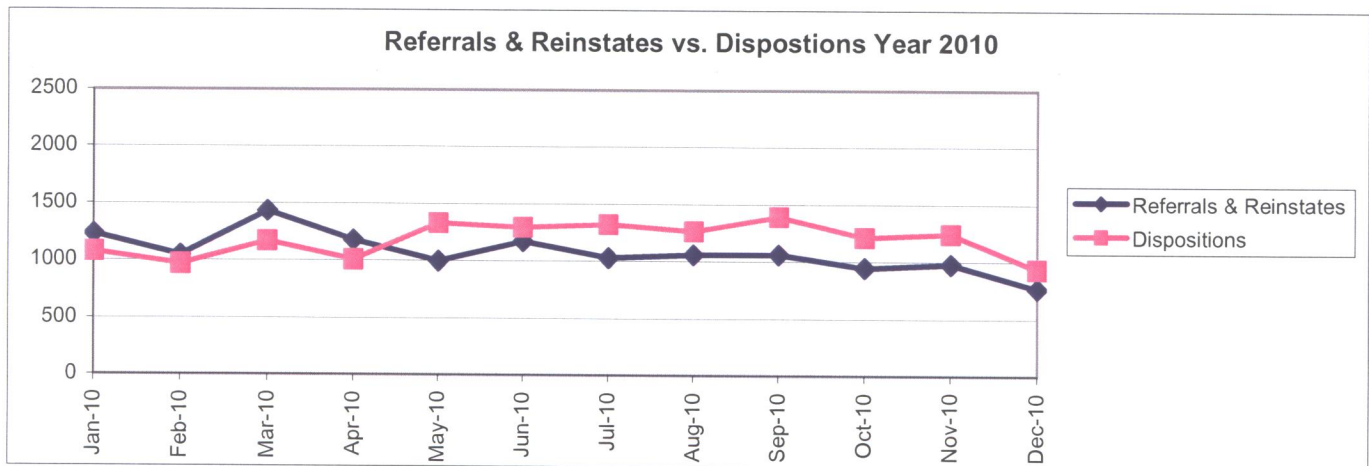
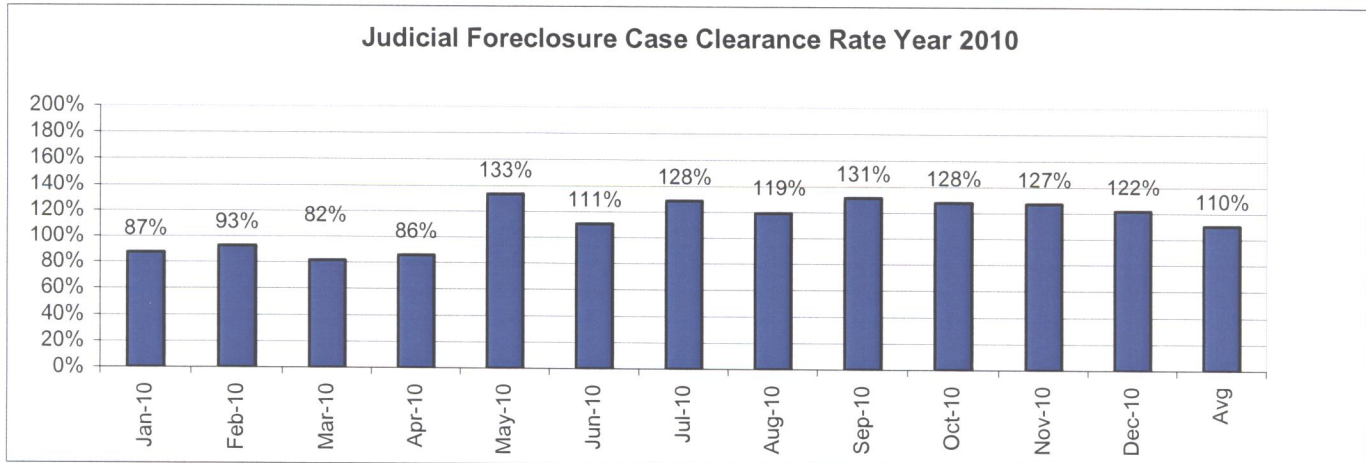


	Referrals & Reinstates	Dispositions	Clearance Rate
Jan-09	1167	1154	99%
Feb-09	991	1127	114%
Mar-09	1058	1331	126%
Apr-09	1010	1102	109%
May-09	1116	955	86%
Jun-09	1238	1214	98%
Jul-09	1345	1149	85%
Aug-09	1038	949	91%
Sep-09	1094	1136	104%
Oct-09	1108	1214	110%
Nov-09	1573	952	61%
Dec-09	1614	927	57%
Avg	1196	1101	92%
Total	14352	13210	

CUYAHOGA COUNTY COMMON PLEAS COURT

Judicial Foreclosure Clearance Rate Year 2010

The Clearance Rate is the number of outgoing cases as a percentage of the number of incoming cases. Clearance rate measures whether the court is keeping up with its incoming caseload. If cases are not disposed in a timely manner, a backlog of cases awaiting disposition will grow. A Clearance Rate of 100% indicates that at least as many cases as have been filed, reopened, or reactivated in a period have been disposed.

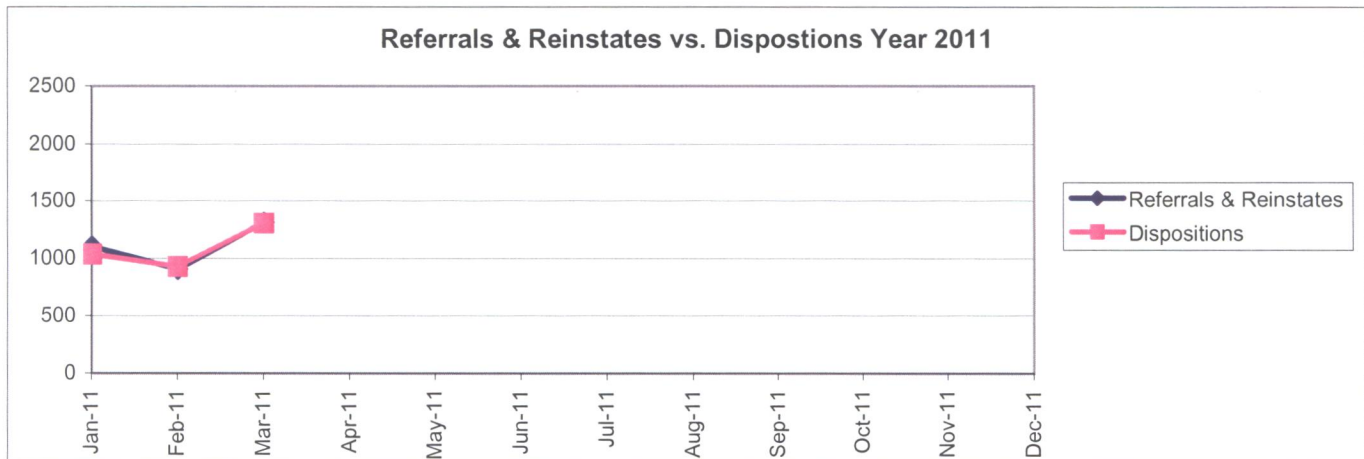
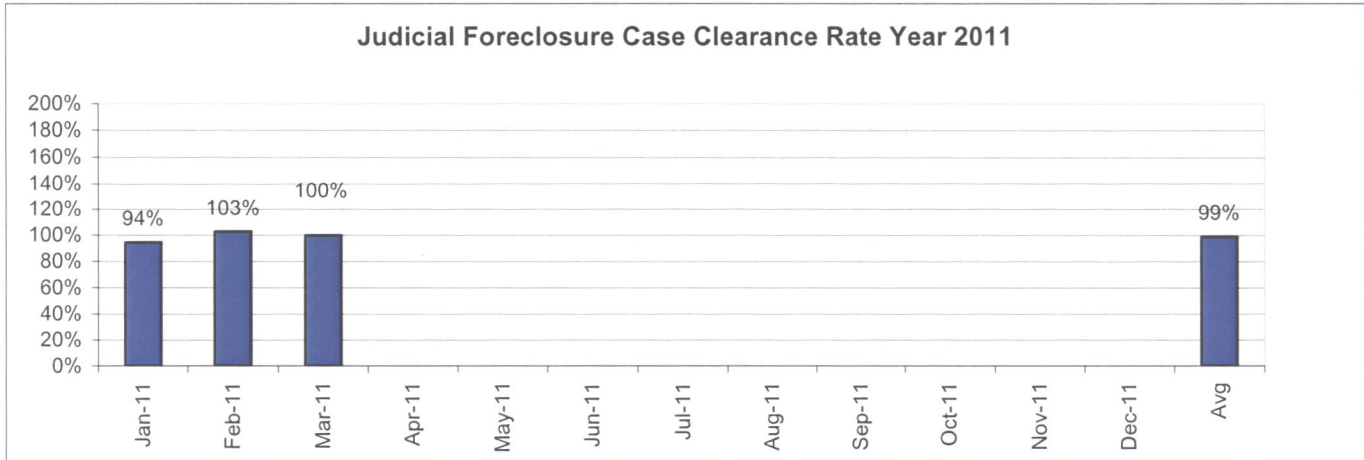


	Referrals & Reinstates	Dispositions	Clearance Rate
Jan-10	1231	1077	87%
Feb-10	1047	970	93%
Mar-10	1434	1170	82%
Apr-10	1177	1010	86%
May-10	999	1331	133%
Jun-10	1170	1295	111%
Jul-10	1029	1322	128%
Aug-10	1058	1262	119%
Sep-10	1060	1391	131%
Oct-10	948	1211	128%
Nov-10	978	1244	127%
Dec-10	768	935	122%
Avg	1075	1185	110%
Total	12899	14218	

CUYAHOGA COUNTY COMMON PLEAS COURT

Judicial Foreclosure Clearance Rate Year 2011

The Clearance Rate is the number of outgoing cases as a percentage of the number of incoming cases. Clearance rate measures whether the court is keeping up with its incoming caseload. If cases are not disposed in a timely manner, a backlog of cases awaiting disposition will grow. A Clearance Rate of 100% indicates that at least as many cases as have been filed, reopened, or reactivated in a period have been disposed.

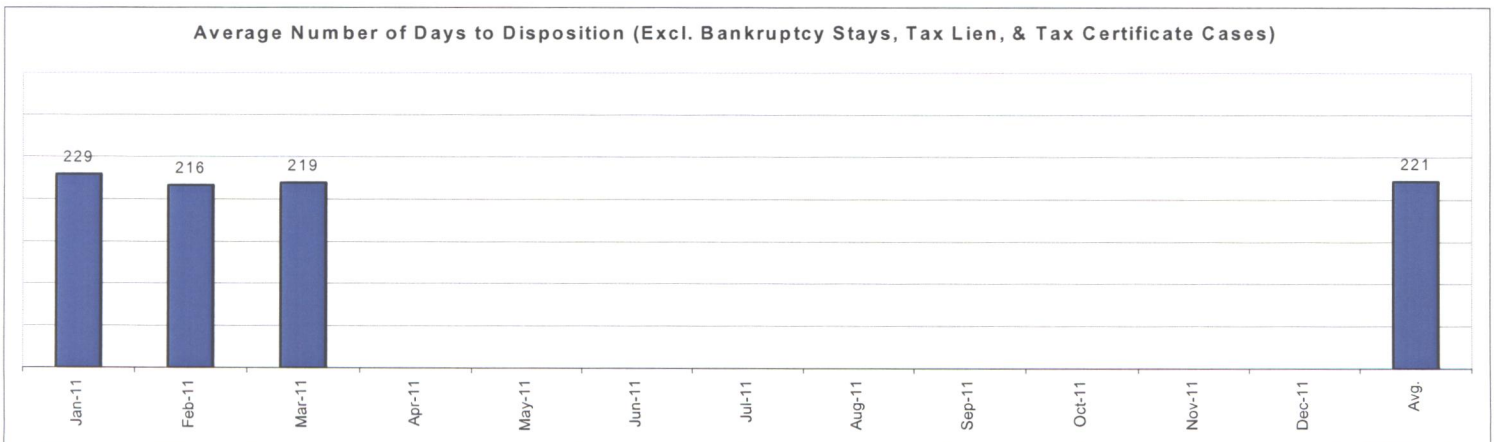
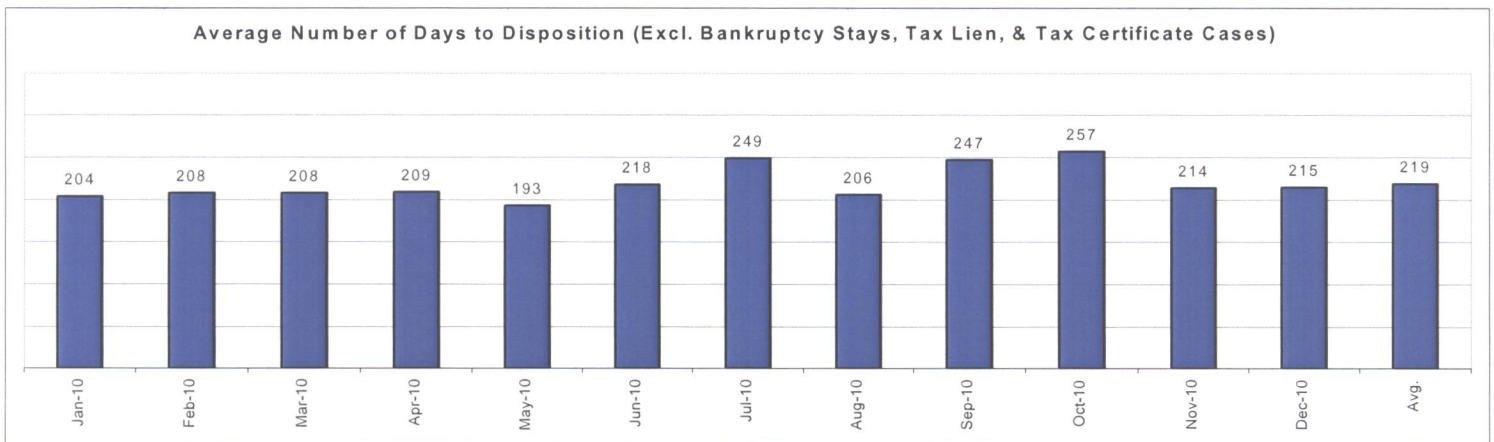
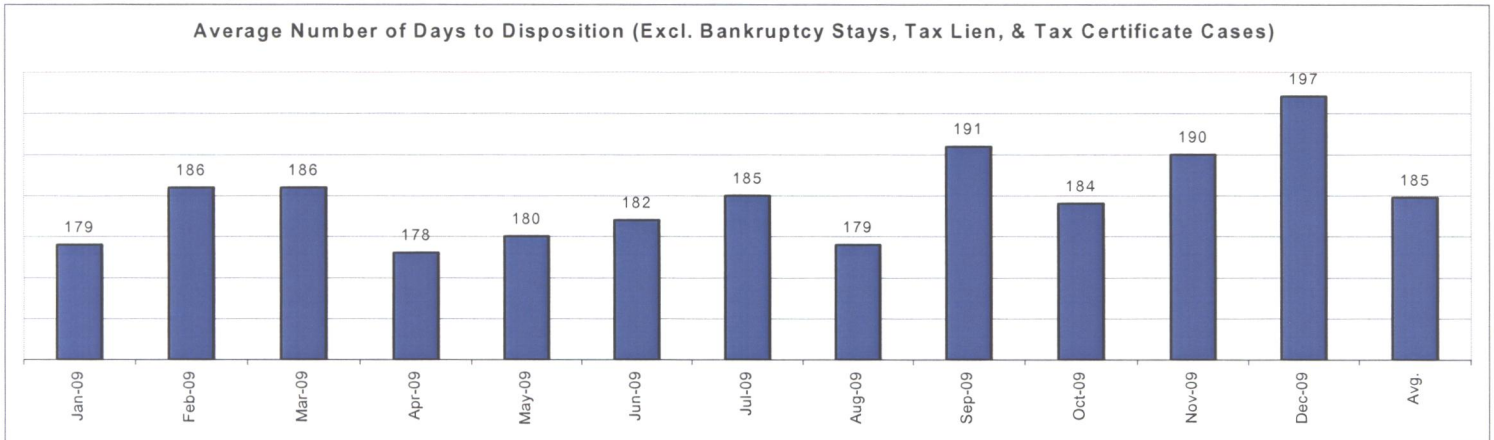


	Referrals & Reinstates	Dispositions	Clearance Rate
Jan-11	1099	1037	94%
Feb-11	906	930	103%
Mar-11	1309	1304	100%
Apr-11			
May-11			
Jun-11			
Jul-11			
Aug-11			
Sep-11			
Oct-11			
Nov-11			
Dec-11			
Avg	1105	1090	99%
Total	3314	3271	

CUYAHOGA COUNTY COMMON PLEAS COURT

Avg. Number of Days to Disp. (Excl. Bank. Stays & Tax Lien & Tax Cert.)

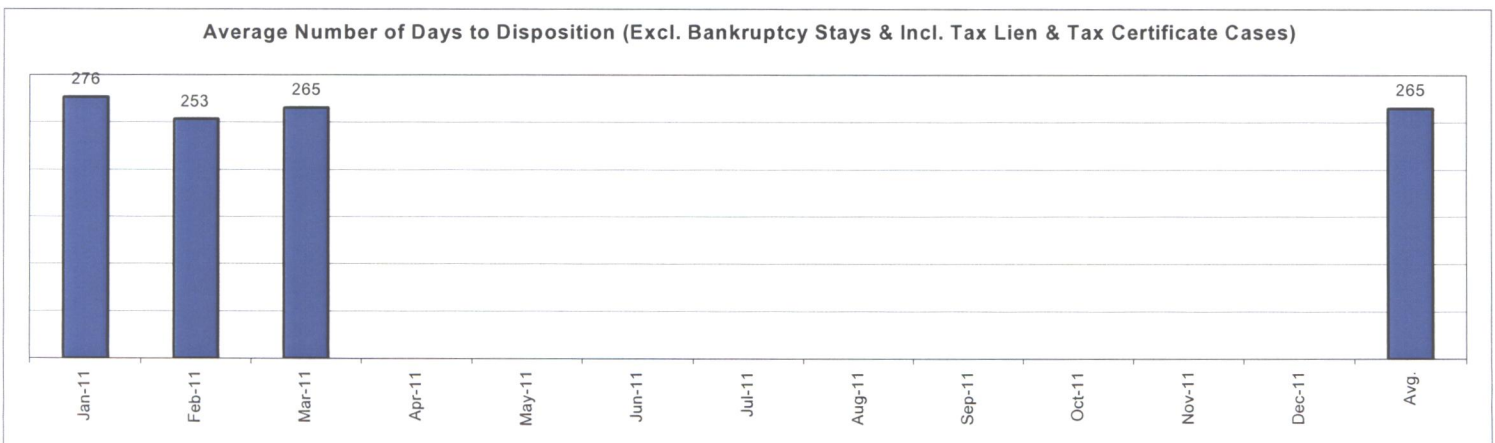
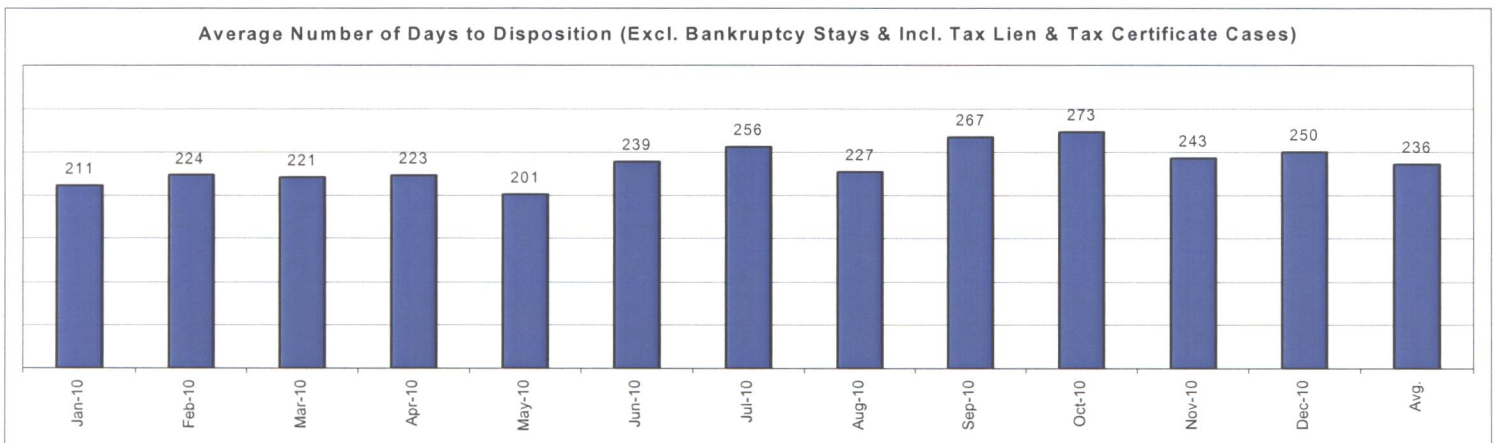
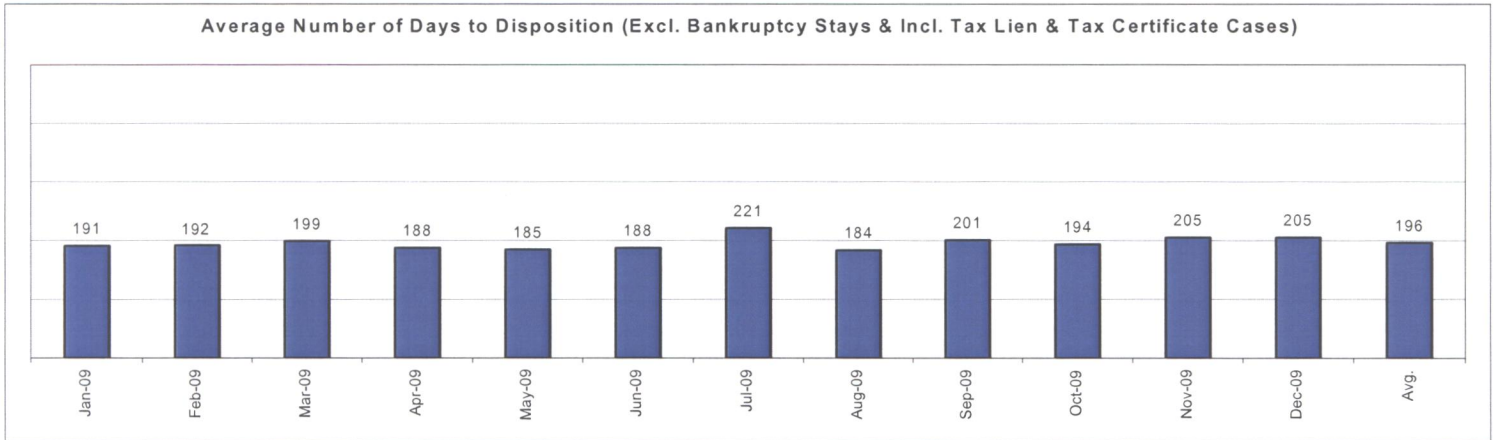
The average number of days to disposition is the number of days from filing to a final disposition entry being filed with the Clerk of Court. The data sample is based on all judicial foreclosure cases terminated by decree or dismissal (cases terminated by bankruptcy are not included) in a month. Each case is examined to determine the number of days between filing and termination with the periods that a case may have been in bankruptcy subtracted. Adding the total days of all of the cases minus bankruptcy periods and dividing by the total number of cases calculates the average. In the following chart, tax judicial foreclosure cases are excluded.



CUYAHOGA COUNTY COMMON PLEAS COURT

Avg. Number of Days to Disp. (Excl. Bank. Stays & Incl. Tax Lien & Tax Cert.)

The average number of days to disposition is the number of days from filing to a final disposition entry being filed with the Clerk of Court. The data sample is based on all Judicial Foreclosure cases terminated by decree or dismissal (cases terminated by bankruptcy are not included) in a month. Each case is examined to determine the number of days between filing and termination with the periods that a case may have been in bankruptcy subtracted. Adding the total days of all of the cases minus bankruptcy periods and dividing by the total number of cases calculates the average. In the following chart, all types of Judicial Foreclosure cases are included.

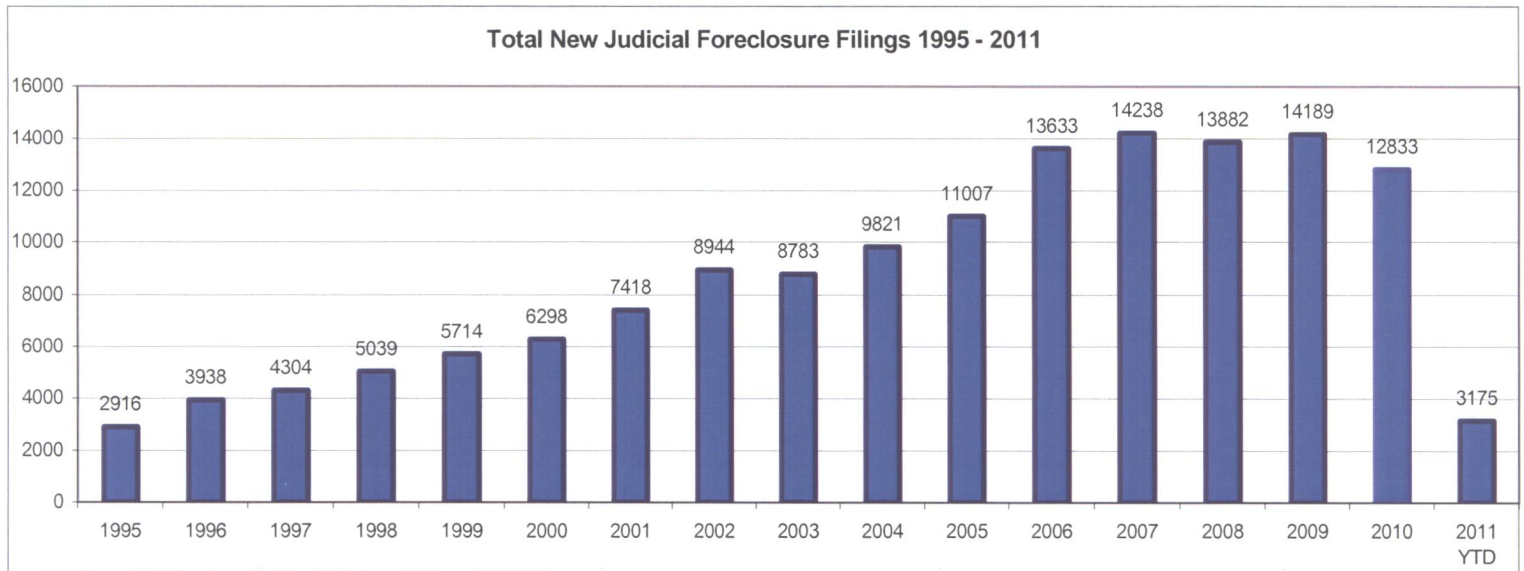


CUYAHOGA COUNTY COMMON PLEAS COURT

Total New Judicial Foreclosure Filings

The following charts are provided as a historical view of new judicial foreclosure filings.

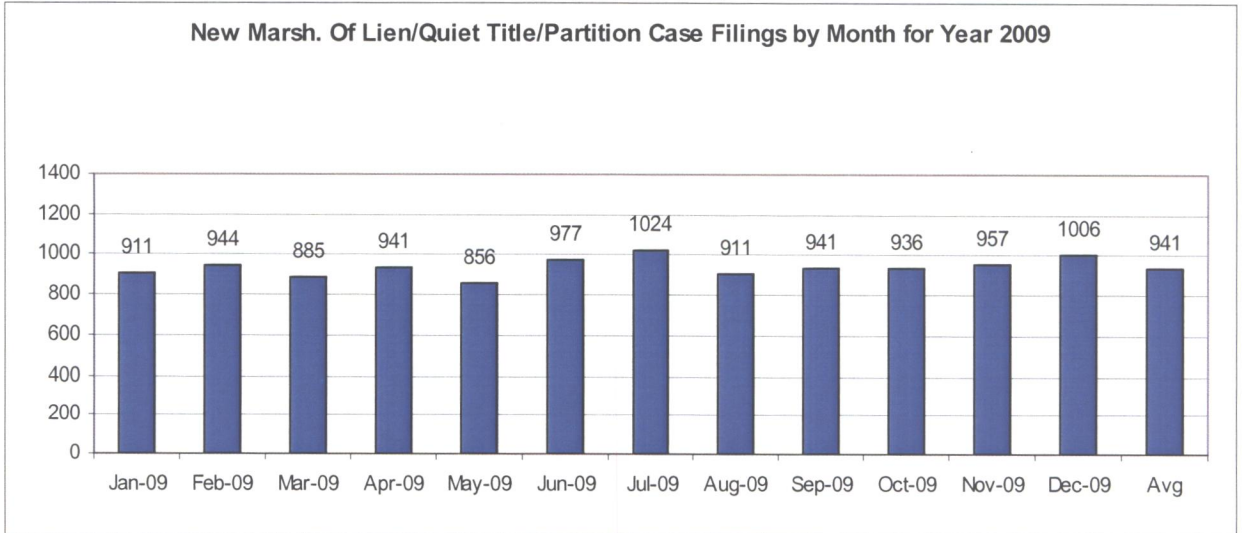
1. Total New Judicial Foreclosure Filings from 1995 – 2011 by year
2. Total New Marsh of Lien/Quiet Title/Partition Filings from 2009 – 2011 by month
3. Total New Tax Lien & Tax Certificate Filings for 2009 – 2011 by month
4. Total New Judicial Foreclosure Filings from 2009 – 2011 by month



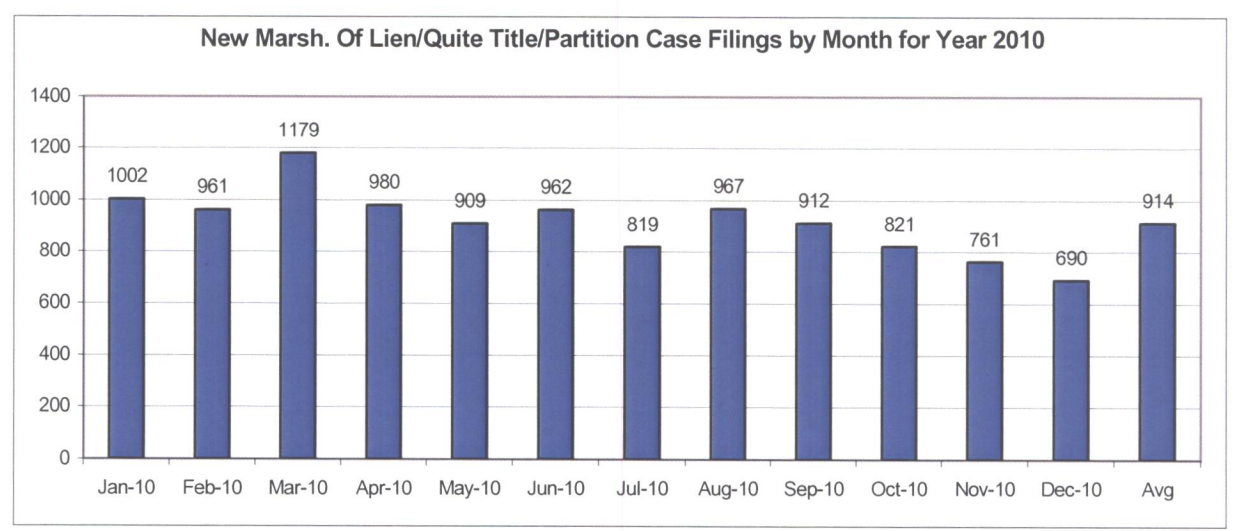
CUYAHOGA COUNTY COMMON PLEAS COURT

New Marsh. of Lien/Quiet Title/Partition Filings by Month for 2009 – 2011 YTD

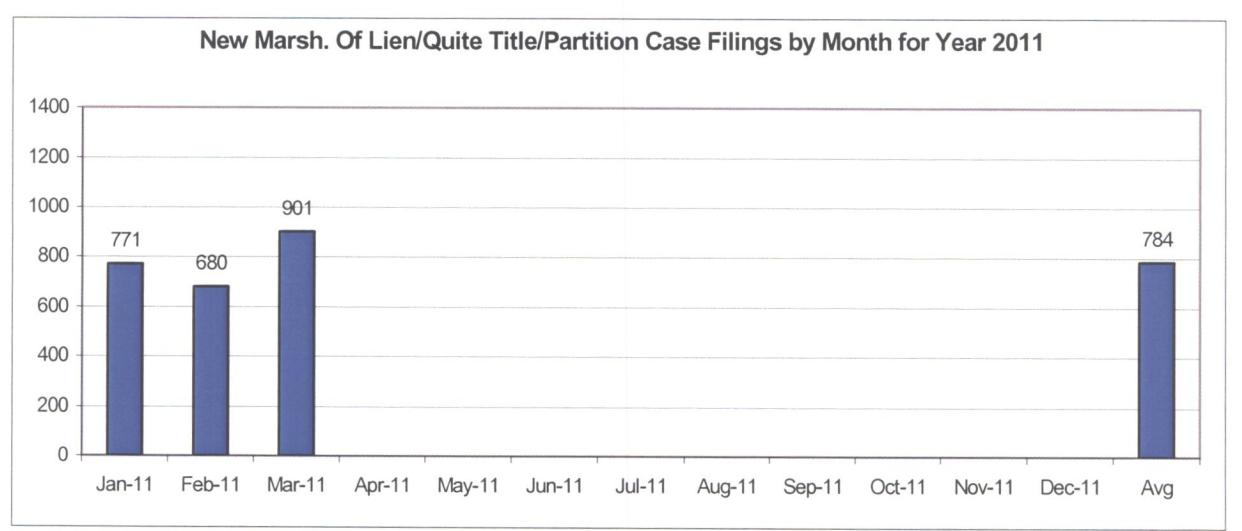
Month	# Filings
Jan-09	911
Feb-09	944
Mar-09	885
Apr-09	941
May-09	856
Jun-09	977
Jul-09	1024
Aug-09	911
Sep-09	941
Oct-09	936
Nov-09	957
Dec-09	1006
Avg	941
Total	11289



Month	# Filings
Jan-10	1002
Feb-10	961
Mar-10	1179
Apr-10	980
May-10	909
Jun-10	962
Jul-10	819
Aug-10	967
Sep-10	912
Oct-10	821
Nov-10	761
Dec-10	690
Avg	914
Total	10963



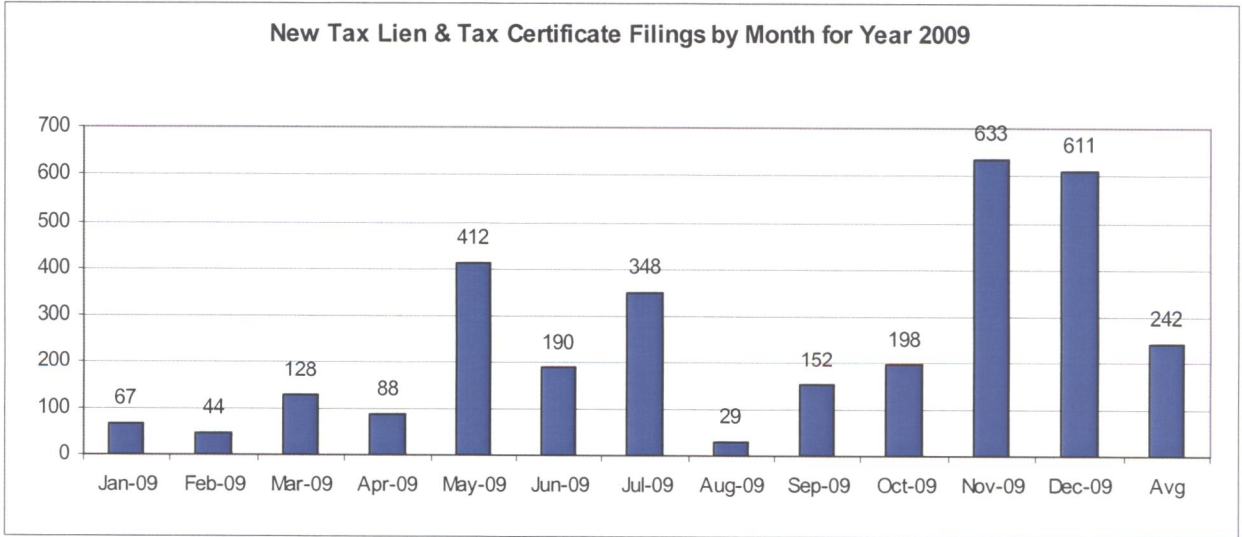
Month	# Filings
Jan-11	771
Feb-11	680
Mar-11	901
Apr-11	
May-11	
Jun-11	
Jul-11	
Aug-11	
Sep-11	
Oct-11	
Nov-11	
Dec-11	
Avg	784
Total	2352



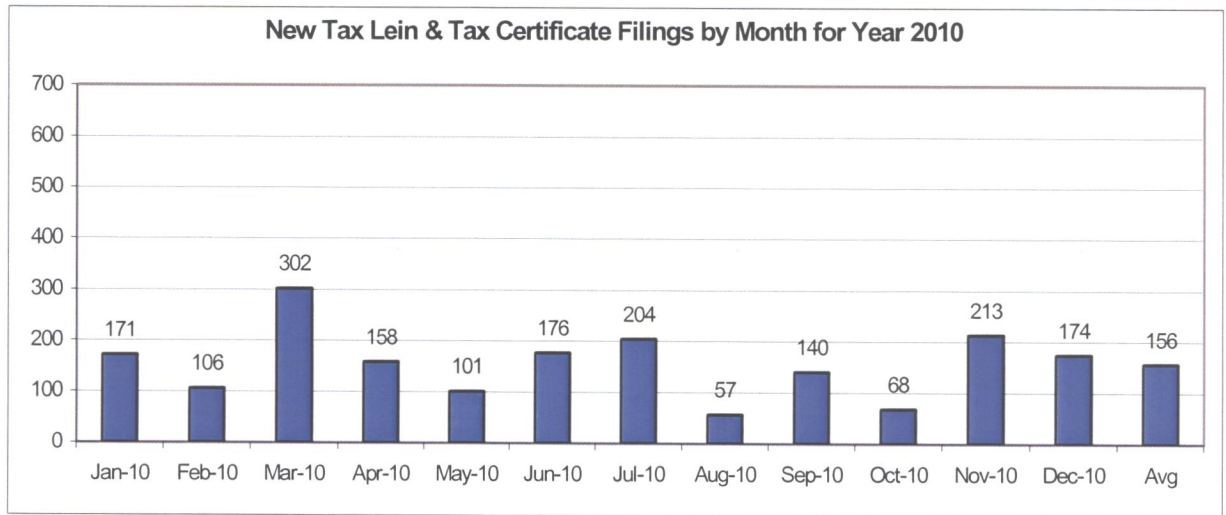
CUYAHOGA COUNTY COMMON PLEAS COURT

New Tax Lien & Certificate Filings by Month for Year 2009 – 2011 YTD

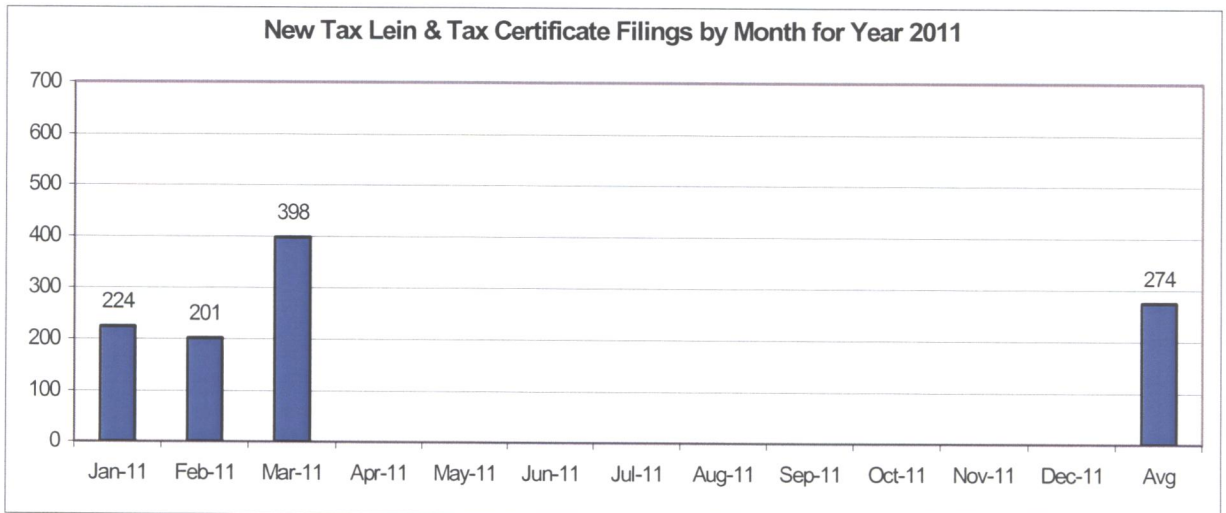
Month	# Filings
Jan-09	67
Feb-09	44
Mar-09	128
Apr-09	88
May-09	412
Jun-09	190
Jul-09	348
Aug-09	29
Sep-09	152
Oct-09	198
Nov-09	633
Dec-09	611
Avg	242
Total	2900



Month	# Filings
Jan-10	171
Feb-10	106
Mar-10	302
Apr-10	158
May-10	101
Jun-10	176
Jul-10	204
Aug-10	57
Sep-10	140
Oct-10	68
Nov-10	213
Dec-10	174
Avg	156
Total	1870



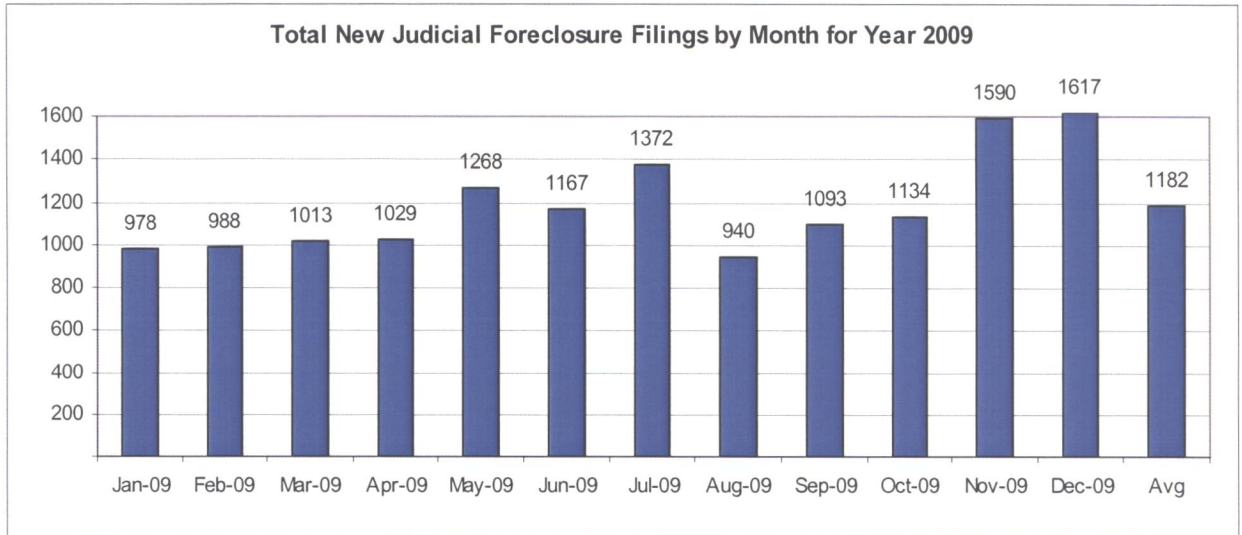
Month	# Filings
Jan-11	224
Feb-11	201
Mar-11	398
Apr-11	
May-11	
Jun-11	
Jul-11	
Aug-11	
Sep-11	
Oct-11	
Nov-11	
Dec-11	
Avg	274
Total	823



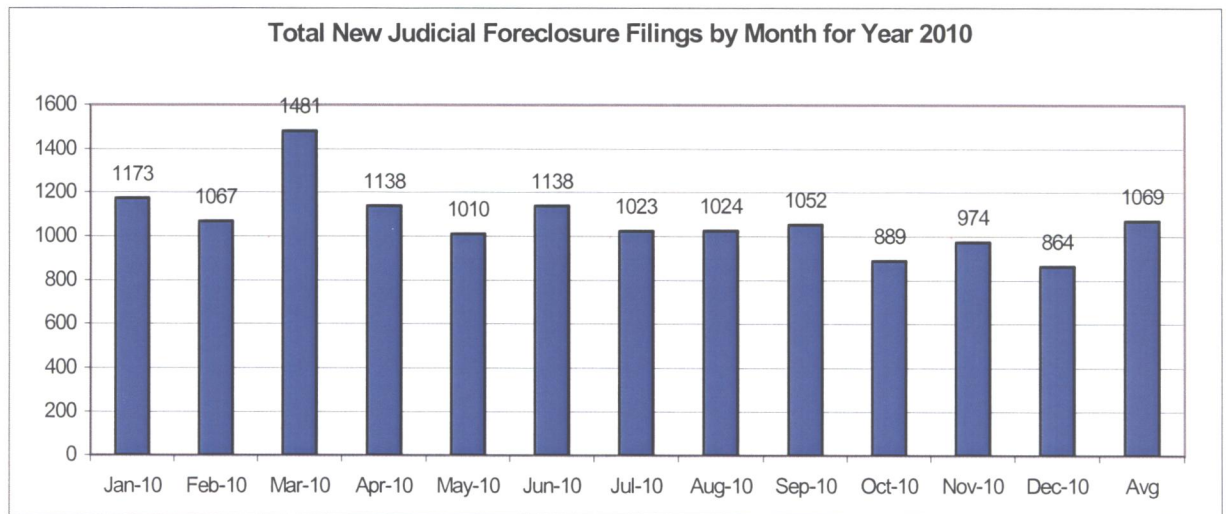
CUYAHOGA COUNTY COMMON PLEAS COURT

Total New Judicial Foreclosure Filings by Month for Year 2009 – 2011 YTD

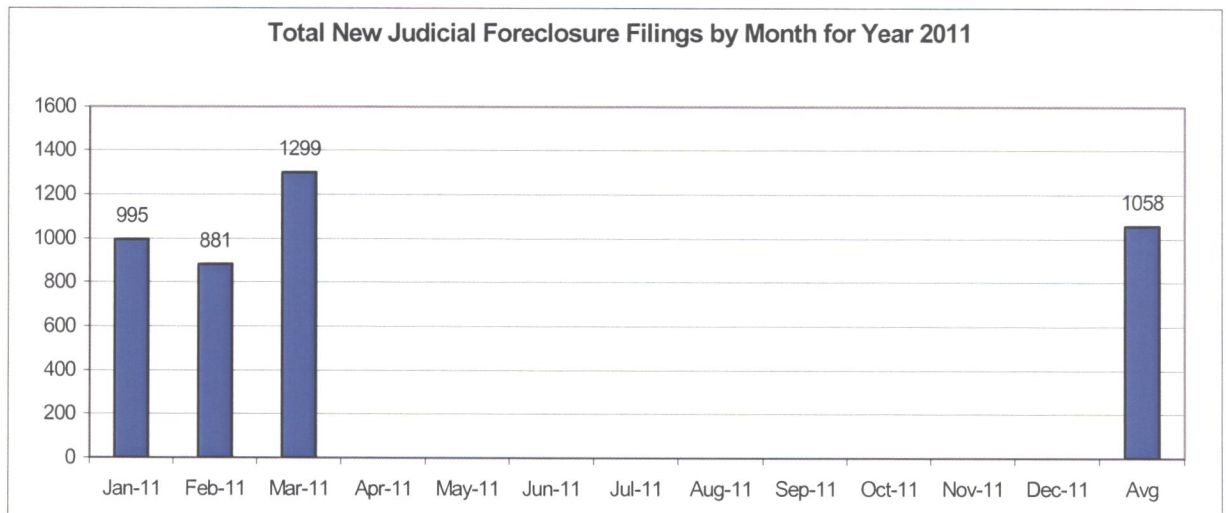
Month	# Filings
Jan-09	978
Feb-09	988
Mar-09	1013
Apr-09	1029
May-09	1268
Jun-09	1167
Jul-09	1372
Aug-09	940
Sep-09	1093
Oct-09	1134
Nov-09	1590
Dec-09	1617
Avg	1182
Total	14189



Month	# Filings
Jan-10	1173
Feb-10	1067
Mar-10	1481
Apr-10	1138
May-10	1010
Jun-10	1138
Jul-10	1023
Aug-10	1024
Sep-10	1052
Oct-10	889
Nov-10	974
Dec-10	864
Avg	1069
Total	12833



Month	# Filings
Jan-11	995
Feb-11	881
Mar-11	1299
Apr-11	
May-11	
Jun-11	
Jul-11	
Aug-11	
Sep-11	
Oct-11	
Nov-11	
Dec-11	
Avg	1058
Total	3175



Magistrate's Monthly Reports

The Magistrates' Monthly Report consists of 5 reports. Below is a description of each.

Magistrate's Monthly Supplemental Journal Entry Report (R415)

Retrieves total number of supplemental entries and Decrees of Confirmation of Sheriff's sale created during a specific period. A supplemental entry is any journal created by a magistrate, which does not close out a case. For example, any magistrate's order (MG) setting a hearing, any journal entry (JE) ruling on a motion, journals confirming Sheriff's sales, etc.).

Magistrate's Full Disposition Count by Magistrate Report (R413)

Retrieves total number of cases disposed of during a specific period. The dispositions are grouped by Magistrate and then broken down by the type of disposition (i. e. Default, Dismissed with Prejudice, Dismissed without Prejudice, etc.) This report can be printed three different ways. Including tax cases (Full Dispositions), excluding tax cases (Non-Tax Dispositions), and Tax cases only (Tax Dispositions).

Magistrate's Monthly Cases Referred/Reinstated Report (R418)

Retrieves newly filed cases referred to the Magistrates Dept. and cases previously disposed by the Magistrates Dept. that are reinstated and re-referred to the magistrates. The cases are separated by Tax (filing code 1465; Tax Judicial Foreclosure & 1466; Tax Certificate Judicial Foreclosure) and Non-Tax (1460; Judicial Foreclosure Marsh. Of Lien, 1480; Partition, 1470; Quiet Title, misc. (i. e. 1391; Contract Other, etc.).

Magistrate's Monthly Hearing Totals Report (R3146)

Retrieves total number of hearings held during one month. The hearings are grouped by Magistrate and then broken down by what type hearing was held (i. e. Default, Pretrial, etc.).

Magistrate's Monthly Case Load Report (R3147)

Retrieves individual caseload totals for individual magistrates during a specific period. The cases are grouped by magistrate and then broken down by case type (i. e. tax judicial foreclosure, tax certificate judicial foreclosure and non-tax judicial foreclosure).

CUYAHOGA COUNTY COURT OF COMMON PLEAS

DATE: 04/11/2011
TIME: 9:16 AM

OFFICE OF THE MAGISTRATES
MAGISTRATE'S MONTHLY SUPPLEMENTALS BY CASE
REPORTING PERIOD: MARCH 2011

PAGE: 1
CMSR415D

SUPPLEMENTALS

AUGUSTYN	197
BAKER	415
BUCHA	417
CUTHBERT	440
DYKE	408
GAUNTNER	549
GONZALEZ	536
HIPPLEY	238
JACKSON	332
KLEIN	430
LUCAS	211
OLSZTYN	607
VOZAR	299
WEISS	224
UNACCOUNTED FOR	0

TOTAL 5303

CONFIRMATIONS

TOTAL 179

CUYAHOGA COUNTY COURT OF COMMON PLEAS

OFFICE OF THE MAGISTRATES

Full Disposition Count by Magistrate

REPORTING PERIOD: FROM 03/01/2011 TO 03/31/2011

DATE: 04/11/2011

TIME: 9:19 AM

PAGE: 1

CMSR413

MagID	Dispose Type	Tax Cert.	Tax Treas.	Total
KCA	Bank	0	0	2
	Def	0	0	8
	Dism	0	0	30
	Ref. Vacate	0	0	0
	Court Trial	0	0	0
	Other	0	0	2
	<u>MAG'S TOTAL</u>	0	0	<u>42</u>

Decrees	581
Defaults	356
Other	225
Court Trial	0
Dismissals	657
Bankruptcy	66
Ref. Vacated	0
Grand Total	1304

GDB	Bank	0	0	5
	Def	0	0	56
	Dism	0	0	34
	Ref. Vacate	0	0	0
	Court Trial	0	0	0
	Other	0	0	6
	<u>MAG'S TOTAL</u>	0	0	<u>101</u>

SMB	Bank	0	0	9
	Def	0	0	27
	Dism	0	2	43
	Ref. Vacate	0	0	0
	Court Trial	0	0	0
	Other	0	0	3
	<u>MAG'S TOTAL</u>	0	2	<u>82</u>

ARC	Bank	0	0	7
	Def	0	0	24
	Dism	0	0	61
	Ref. Vacate	0	0	0
	Court Trial	0	0	0
	Other	0	0	3
	<u>MAG'S TOTAL</u>	0	0	<u>95</u>

JTD	Bank	0	0	6
	Def	2	0	22
	Dism	0	0	50
	Ref. Vacate	0	0	0
	Court Trial	0	0	0
	Other	0	0	8
	<u>MAG'S TOTAL</u>	2	0	<u>86</u>

TMG	Bank	0	0	6
	Def	0	0	22
	Dism	0	0	53
	Ref. Vacate	0	0	0
	Court Trial	0	0	0
	Other	0	0	11
	<u>MAG'S TOTAL</u>	0	0	<u>92</u>

TG	Bank	0	0	3
	Def	0	0	44
	Dism	0	0	54
	Ref. Vacate	0	0	0
	Court Trial	0	0	0
	Other	0	0	4
	<u>MAG'S TOTAL</u>	0	0	<u>105</u>

KH	Bank	0	0	6
	Def	0	0	13
	Dism	0	0	33

CUYAHOGA COUNTY COURT OF COMMON PLEAS

OFFICE OF THE MAGISTRATES

Full Disposition Count by Magistrate

REPORTING PERIOD: FROM 03/01/2011 TO 03/31/2011

PAGE: 2

CMSR413

DATE: 04/11/2011

TIME: 9:19 AM

MagID	Dispose Type	Tax Cert.	Tax Treas.	Total
	Ref. Vacate	0	0	0
	Court Trial	0	0	0
	Other	0	0	3
	<u>MAG'S TOTAL</u>	0	0	<u>55</u>
<hr/>				
JLJ	Bank	0	0	10
	Def	0	0	26
	Dism	0	0	70
	Ref. Vacate	0	0	0
	Court Trial	0	0	0
	Other	0	0	4
	<u>MAG'S TOTAL</u>	0	0	<u>110</u>
<hr/>				
MK	Bank	0	0	4
	Def	0	0	27
	Dism	0	0	51
	Ref. Vacate	0	0	0
	Court Trial	0	0	0
	Other	0	0	4
	<u>MAG'S TOTAL</u>	0	0	<u>86</u>
<hr/>				
PL	Bank	0	0	0
	Def	17	1	18
	Dism	15	4	19
	Ref. Vacate	0	0	0
	Court Trial	0	0	0
	Other	1	75	76
	<u>MAG'S TOTAL</u>	33	80	<u>113</u>
<hr/>				
CEO	Bank	0	0	1
	Def	0	0	27
	Dism	0	0	91
	Ref. Vacate	0	0	0
	Court Trial	0	0	0
	Other	0	0	2
	<u>MAG'S TOTAL</u>	0	0	<u>121</u>
<hr/>				
TJV	Bank	1	0	4
	Def	1	0	19
	Dism	0	0	27
	Ref. Vacate	0	0	0
	Court Trial	0	0	0
	Other	0	4	9
	<u>MAG'S TOTAL</u>	2	4	<u>59</u>
<hr/>				
CW	Bank	3	0	3
	Def	23	0	23
	Dism	26	15	41
	Ref. Vacate	0	0	0
	Court Trial	0	0	0
	Other	0	90	90
	<u>MAG'S TOTAL</u>	52	105	<u>157</u>

CUYAHOGA COUNTY COURT OF COMMON PLEAS

DATE: 04/11/2011
 TIME: 09:19 AM

OFFICE OF THE MAGISTRATES
 MAGISTRATE'S MONTHLY REF/REIN CASES
 FROM 03/01/2011 TO 03/31/2011

CMSR418

MAGISTRATE	NEW REFERRALS				REINSTATED			
	Tax Treas.	Tax Cert.	Non-Tax	Total	Tax Treas.	Tax Cert.	Non-Tax	Total
<u>AUGUSTYN/KEVIN/C</u>	0	0	29	29	0	0	6	6
<u>BAKER/GAIL/D</u>	0	0	70	70	0	0	7	7
<u>BUCHA/STEPHEN/M</u>	0	0	62	62	0	0	7	7
<u>CUTHBERT/AMY/R</u>	0	0	84	84	0	0	6	6
<u>DYKE/JOHN/T</u>	0	8	83	91	0	0	6	6
<u>GAUNTNER/TIMOTHY/M</u>	0	0	71	71	0	0	7	7
<u>GONZALEZ/TRACEY/</u>	0	0	72	72	0	0	13	13
<u>HIPPLEY/KEVIN/</u>	0	0	77	77	0	0	5	5
<u>JACKSON/JIM/L</u>	0	0	77	77	0	0	5	5
<u>KLEIN/MONICA/</u>	0	0	71	71	0	0	8	8
<u>LUCAS/PAUL/</u>	6	185	0	191	2	0	0	2
<u>OLSZTYN/CHRISTOPHER/E</u>	0	0	80	80	0	0	8	8
<u>VOZAR/THOMAS/J</u>	0	13	50	63	0	0	0	0
<u>WEISS/CAROL/</u>	8	181	0	189	2	0	0	2
<u>TOTAL</u>	14	387	826	1227	4	0	78	82
<u>COMBINED TOTAL</u>	1309							

CUYAHOGA COUNTY COURT OF COMMON PLEAS

OFFICE OF THE MAGISTRATES

MAG MONTHLY HEARING TOTALS

Reporting Period: March 2011

DATE: 04/11/2011
TIME: 09:19 AM

PAGE: 1
CMSR3146

Monthly Hearing Total 947

AUGUSTYN	
Default Hearings	25
Tax Hearings	0
Pretrials	7
<hr/>	
TOTAL:	32
BAKER	
Default Hearings	57
Tax Hearings	0
Pretrials	8
<hr/>	
TOTAL:	65
BUCHA	
Default Hearings	64
Tax Hearings	2
Pretrials	23
<hr/>	
TOTAL:	89
CUTHBERT	
Default Hearings	28
Tax Hearings	0
Pretrials	22
<hr/>	
TOTAL:	50
DYKE	
Default Hearings	37
Tax Hearings	0
Pretrials	4
<hr/>	
TOTAL:	41
GAUNTNER	
Default Hearings	49
Tax Hearings	0
Pretrials	41
<hr/>	
TOTAL:	90
GONZALEZ	
Default Hearings	52
Tax Hearings	0
Pretrials	3
<hr/>	
TOTAL:	55
HIPPLEY	
Default Hearings	58
Tax Hearings	0
Pretrials	3
<hr/>	
TOTAL:	61
JACKSON	
Default Hearings	46
Tax Hearings	0
Pretrials	26
<hr/>	
TOTAL:	72
KLEIN	
Default Hearings	34
Tax Hearings	0
Pretrials	13
<hr/>	

CUYAHOGA COUNTY COURT OF COMMON PLEAS

OFFICE OF THE MAGISTRATES

MAG MONTHLY HEARING TOTALS

Reporting Period: March 2011

DATE: 04/11/2011

TIME: 09:19 AM

PAGE: 2

CMSR3146

TOTAL:	47
LUCAS	
Default Hearings	2
Tax Hearings	108
Pretrials	13
<hr/>	
TOTAL:	123
OLSZTYN	
Default Hearings	35
Tax Hearings	0
Pretrials	14
<hr/>	
TOTAL:	49
VOZAR	
Default Hearings	17
Tax Hearings	2
Pretrials	30
<hr/>	
TOTAL:	49
WEISS	
Default Hearings	3
Tax Hearings	93
Pretrials	28
<hr/>	
TOTAL:	124

CUYAHOGA COUNTY COURT OF COMMON PLEAS

DATE: 04/11/2011
 TIME: 9:20 AM

Office of the Magistrates
 Magistrate's Monthly Case Load
 MONTH: MARCH 2011

PAGE: 1
 CMSR3147

Magistrate Name	Non Tax Total	Tax Cert.	Tax Treas.	Total Tax	Total Cases
AUGUSTYN	276	0	0	0	276
BAKER	517	0	0	0	517
BUCHA	371	1	4	5	376
CUTHBERT	547	0	0	0	547
DYKE	469	24	14	38	507
GAUNTNER	539	0	0	0	539
GONZALEZ	645	0	0	0	645
HIPPLEY	791	1	0	1	792
JACKSON	606	1	0	1	607
KLEIN	530	0	0	0	530
LUCAS	6	623	562	1185	1191
OLSZTYN	452	0	0	0	452
VOZAR	562	40	17	57	619
WEISS	0	531	480	1011	1011
Non Tax Total:	6311	Cert. Tax Total: 1221	Tax Treas. Total: 1077	Total Tax: 2298	Total Cases: 8609

CUYAHOGA COUNTY COMMON PLEAS COURT

Report CMSR1062 - Judicial Foreclosure Statistics by Judge

Report CMSR1062 provides a list of judicial foreclosure case activity for each Judge. The report identifies how many cases were pending at the beginning of the period. The new cases filed and cases that were transferred in or reactivated are added to the number pending at the beginning of the period. It then shows the type and number of terminations for the period. The total terminations are subtracted from the total pending which provides the pending at the end of the period.

CUYAHOGA COUNTY COURT OF COMMON PLEAS

Foreclosure Statistics by Judge

DATE: 04/11/2011
TIME: 09:14 AM

Reporting Period: March 2011

PAGE: 1
CMSR1062

Judge							
AMBROSE, DICK							
Pending at Beg of Period			New Cases Filed		Cases Transferred In / Reactivated		Total
169			49		22		240
Terminations							
Bankruptcy	1	Default	RefVacated	Court Trial	Dismiss	Other	Total
	1	10	0	0	32	10	53
Total Pending at End of Period							187
ASTRAB, MICHAEL							
Pending at Beg of Period			New Cases Filed		Cases Transferred In / Reactivated		Total
256			41		21		318
Terminations							
Bankruptcy	1	Default	RefVacated	Court Trial	Dismiss	Other	Total
	1	34	0	0	12	14	61
Total Pending at End of Period							257
BURNSIDE, JANET R							
Pending at Beg of Period			New Cases Filed		Cases Transferred In / Reactivated		Total
213			46		20		279
Terminations							
Bankruptcy	4	Default	RefVacated	Court Trial	Dismiss	Other	Total
	4	11	0	0	19	16	50
Total Pending at End of Period							229
CALABRESE, DEENA R							
Pending at Beg of Period			New Cases Filed		Cases Transferred In / Reactivated		Total
244			36		14		294
Terminations							
Bankruptcy	1	Default	RefVacated	Court Trial	Dismiss	Other	Total
	1	9	0	0	28	22	60
Total Pending at End of Period							234
CLANCY, MAUREEN							
Pending at Beg of Period			New Cases Filed		Cases Transferred In / Reactivated		Total
261			36		15		312
Terminations							
Bankruptcy	3	Default	RefVacated	Court Trial	Dismiss	Other	Total
	3	8	0	0	19	14	44
Total Pending at End of Period							268
CORRIGAN, BRIAN J							
Pending at Beg of Period			New Cases Filed		Cases Transferred In / Reactivated		Total
218			34		18		270
Terminations							
Bankruptcy	0	Default	RefVacated	Court Trial	Dismiss	Other	Total
	0	10	0	0	15	17	42
Total Pending at End of Period							228
CORRIGAN, PETER J							
Pending at Beg of Period			New Cases Filed		Cases Transferred In / Reactivated		Total
192			41		17		250
Terminations							
Bankruptcy	1	Default	RefVacated	Court Trial	Dismiss	Other	Total
	1	11	0	0	30	14	56
Total Pending at End of Period							194
DONNELLY, MICHAEL P							

CUYAHOGA COUNTY COURT OF COMMON PLEAS

DATE: 04/11/2011
 TIME: 09:14 AM

Foreclosure Statistics by Judge
 Reporting Period: March 2011

PAGE: 2
 CMSR1062

Judge							
	Pending at Beg of Period		New Cases Filed	Cases Transferred In / Reactivated			Total
	283		40	10			333
Terminations	Bankruptcy	Default	RefVacated	Court Trial	Dismiss	Other	Total
	1	10	0	0	10	20	41
Total Pending at End of Period							292
FRIEDLAND, CAROLYN B							
	Pending at Beg of Period		New Cases Filed	Cases Transferred In / Reactivated			Total
	202		45	22			269
Terminations	Bankruptcy	Default	RefVacated	Court Trial	Dismiss	Other	Total
	2	7	0	0	32	25	66
Total Pending at End of Period							203
FRIEDMAN, STUART A							
	Pending at Beg of Period		New Cases Filed	Cases Transferred In / Reactivated			Total
	295		38	16			349
Terminations	Bankruptcy	Default	RefVacated	Court Trial	Dismiss	Other	Total
	3	2	0	0	9	21	35
Total Pending at End of Period							314
FUERST, NANCY A							
	Pending at Beg of Period		New Cases Filed	Cases Transferred In / Reactivated			Total
	148		20	7			175
Terminations	Bankruptcy	Default	RefVacated	Court Trial	Dismiss	Other	Total
	0	4	0	0	10	10	24
Total Pending at End of Period							151
GALLAGHER, EILEEN A							
	Pending at Beg of Period		New Cases Filed	Cases Transferred In / Reactivated			Total
	158		0	21			179
Terminations	Bankruptcy	Default	RefVacated	Court Trial	Dismiss	Other	Total
	0	6	0	0	17	154	177
Total Pending at End of Period							2
GALLAGHER, EILEEN T							
	Pending at Beg of Period		New Cases Filed	Cases Transferred In / Reactivated			Total
	189		45	19			253
Terminations	Bankruptcy	Default	RefVacated	Court Trial	Dismiss	Other	Total
	6	11	0	0	27	19	63
Total Pending at End of Period							190
GALLAGHER, HOLLIE L							
	Pending at Beg of Period		New Cases Filed	Cases Transferred In / Reactivated			Total
	181		38	28			247
Terminations	Bankruptcy	Default	RefVacated	Court Trial	Dismiss	Other	Total
	1	7	0	0	30	14	52
Total Pending at End of Period							195
GAUL, DANIEL							

CUYAHOGA COUNTY COURT OF COMMON PLEAS

DATE: 04/11/2011
TIME: 09:14 AM

Foreclosure Statistics by Judge Reporting Period: March 2011

PAGE: 3
CMSR1062

Judge							
Pending at Beg of Period		New Cases Filed		Cases Transferred In / Reactivated			Total
298		41		9			348
Terminations	Bankruptcy	Default	RefVacated	Court Trial	Dismiss	Other	Total
	2	11	0	0	14	15	42
Total Pending at End of Period							306
MASON, LANCE T							
Pending at Beg of Period		New Cases Filed		Cases Transferred In / Reactivated			Total
244		39		12			295
Terminations	Bankruptcy	Default	RefVacated	Court Trial	Dismiss	Other	Total
	4	10	0	0	19	15	48
Total Pending at End of Period							247
MATIA, DAVID T							
Pending at Beg of Period		New Cases Filed		Cases Transferred In / Reactivated			Total
212		41		11			264
Terminations	Bankruptcy	Default	RefVacated	Court Trial	Dismiss	Other	Total
	1	11	0	0	7	16	35
Total Pending at End of Period							229
MCCLELLAND, ROBERT C							
Pending at Beg of Period		New Cases Filed		Cases Transferred In / Reactivated			Total
0		6		138			144
Terminations	Bankruptcy	Default	RefVacated	Court Trial	Dismiss	Other	Total
	0	0	0	0	0	6	6
Total Pending at End of Period							138
MCCORMICK, TIMOTHY							
Pending at Beg of Period		New Cases Filed		Cases Transferred In / Reactivated			Total
196		44		20			260
Terminations	Bankruptcy	Default	RefVacated	Court Trial	Dismiss	Other	Total
	1	5	0	0	16	18	40
Total Pending at End of Period							220
MCDONNELL, NANCY R							
Pending at Beg of Period		New Cases Filed		Cases Transferred In / Reactivated			Total
211		38		22			271
Terminations	Bankruptcy	Default	RefVacated	Court Trial	Dismiss	Other	Total
	3	4	0	0	18	19	44
Total Pending at End of Period							227
MCGINTY, TIMOTHY J							
Pending at Beg of Period		New Cases Filed		Cases Transferred In / Reactivated			Total
217		43		23			283
Terminations	Bankruptcy	Default	RefVacated	Court Trial	Dismiss	Other	Total
	2	16	0	0	23	24	65
Total Pending at End of Period							218
MCMONAGLE, RICHARD J							

CUYAHOGA COUNTY COURT OF COMMON PLEAS

DATE: 04/11/2011
TIME: 09:14 AM

Foreclosure Statistics by Judge
Reporting Period: March 2011

PAGE: 4
CMSR1062

Judge							
	Pending at Beg of Period		New Cases Filed	Cases Transferred In / Reactivated			Total
	174		26	11			211
Terminations							
	Bankruptcy	Default	RefVacated	Court Trial	Dismiss	Other	Total
	2	9	0	0	11	20	42
	Total Pending at End of Period						169
O'DONNELL, JOHN P							
	Pending at Beg of Period		New Cases Filed	Cases Transferred In / Reactivated			Total
	196		27	10			233
Terminations							
	Bankruptcy	Default	RefVacated	Court Trial	Dismiss	Other	Total
	2	7	0	0	7	15	31
	Total Pending at End of Period						202
RUSSO, JOHN J							
	Pending at Beg of Period		New Cases Filed	Cases Transferred In / Reactivated			Total
	211		40	18			269
Terminations							
	Bankruptcy	Default	RefVacated	Court Trial	Dismiss	Other	Total
	2	13	0	0	18	24	57
	Total Pending at End of Period						212
RUSSO, JOSEPH D							
	Pending at Beg of Period		New Cases Filed	Cases Transferred In / Reactivated			Total
	192		36	20			248
Terminations							
	Bankruptcy	Default	RefVacated	Court Trial	Dismiss	Other	Total
	0	10	0	0	19	14	43
	Total Pending at End of Period						205
RUSSO, MICHAEL J							
	Pending at Beg of Period		New Cases Filed	Cases Transferred In / Reactivated			Total
	224		41	17			282
Terminations							
	Bankruptcy	Default	RefVacated	Court Trial	Dismiss	Other	Total
	3	10	0	0	24	20	57
	Total Pending at End of Period						225
RUSSO, NANCY MARGARET							
	Pending at Beg of Period		New Cases Filed	Cases Transferred In / Reactivated			Total
	151		43	6			200
Terminations							
	Bankruptcy	Default	RefVacated	Court Trial	Dismiss	Other	Total
	1	12	0	0	13	9	35
	Total Pending at End of Period						165
SAFFOLD, SHIRLEY STRICKL							
	Pending at Beg of Period		New Cases Filed	Cases Transferred In / Reactivated			Total
	235		35	14			284
Terminations							
	Bankruptcy	Default	RefVacated	Court Trial	Dismiss	Other	Total
	2	14	0	0	20	14	50
	Total Pending at End of Period						234
SHEEHAN, BRENDAN J							

CUYAHOGA COUNTY COURT OF COMMON PLEAS

DATE: 04/11/2011
TIME: 09:14 AM

Foreclosure Statistics by Judge
Reporting Period: March 2011

PAGE: 5
CMSR1062

Judge							
	Pending at Beg of Period		New Cases Filed		Cases Transferred In / Reactivated		Total
	193		47		14		254
Terminations							
	Bankruptcy	Default	RefVacated	Court Trial	Dismiss	Other	Total
	2	11	0	0	19	33	65
	Total Pending at End of Period						189
SUSTER, RONALD							
	Pending at Beg of Period		New Cases Filed		Cases Transferred In / Reactivated		Total
	280		42		7		329
Terminations							
	Bankruptcy	Default	RefVacated	Court Trial	Dismiss	Other	Total
	1	28	0	0	22	22	73
	Total Pending at End of Period						256
SUTULA, JOHN D							
	Pending at Beg of Period		New Cases Filed		Cases Transferred In / Reactivated		Total
	286		38		16		340
Terminations							
	Bankruptcy	Default	RefVacated	Court Trial	Dismiss	Other	Total
	2	8	0	0	16	22	48
	Total Pending at End of Period						292
SUTULA, KATHLEEN ANN							
	Pending at Beg of Period		New Cases Filed		Cases Transferred In / Reactivated		Total
	228		42		12		282
Terminations							
	Bankruptcy	Default	RefVacated	Court Trial	Dismiss	Other	Total
	3	10	0	0	10	19	42
	Total Pending at End of Period						240
SYNENBERG, JOAN							
	Pending at Beg of Period		New Cases Filed		Cases Transferred In / Reactivated		Total
	250		40		12		302
Terminations							
	Bankruptcy	Default	RefVacated	Court Trial	Dismiss	Other	Total
	2	14	0	0	26	17	59
	Total Pending at End of Period						243
TERRY, STEVEN J							
	Pending at Beg of Period		New Cases Filed		Cases Transferred In / Reactivated		Total
	223		42		22		287
Terminations							
	Bankruptcy	Default	RefVacated	Court Trial	Dismiss	Other	Total
	3	8	0	0	25	24	60
	Total Pending at End of Period						227
VILLANUEVA, JOSE A							
	Pending at Beg of Period		New Cases Filed		Cases Transferred In / Reactivated		Total
	246		39		17		302
Terminations							
	Bankruptcy	Default	RefVacated	Court Trial	Dismiss	Other	Total
	3	6	0	0	23	19	51
	Total Pending at End of Period						251

Monthly Summary

MONTHLY SUMMARY

March 2011

NAME	PEND	ASSIGNED			TRIALS						DISP	PENDING				+ -
		CV	CR	TOT	JURY			COURT				CV	FR	CR	TOT	
Dick Ambrose	563	111	42	153	1	2	3	0	0	0	156	239	187	134	560	+ 3
Michael K. Astrab	639	109	35	144	0	2	2	0	0	0	145	227	255	156	638	+ 1
Janet R. Burnside	607	109	51	160	0	0	0	0	2	2	118	290	232	127	649	- 42
Deena R. Calabrese	629	107	39	146	0	0	0	0	0	0	143	285	234	113	632	- 3
Maureen Clancy	636	102	43	145	0	1	1	1	0	1	133	259	268	121	648	- 12
Brian J. Corrigan	730	107	43	150	0	0	0	0	0	0	115	361	227	177	765	- 35
Peter J. Corrigan	607	110	51	161	1	2	3	0	0	0	195	261	215	97	573	+ 34
Michael P. Donnelly	646	104	33	137	1	1	2	2	1	3	166	246	292	79	617	+ 29
Carolyn B. Friedland	715	115	42	157	1	0	1	1	0	1	176	307	217	172	696	+ 19
Stuart A. Friedman	718	109	41	150	1	0	1	1	2	3	124	264	325	155	744	- 26
Nancy A. Fuerst	328	52	8	60	0	1	1	0	2	2	68	142	152	26	320	+ 8
Eileen A. Gallagher	568	36	21	57	0	1	1	0	0	0	102	248	138	137	523	+ 45
Eileen T. Gallagher	545	108	43	151	0	1	1	0	0	0	155	248	193	100	541	+ 4
Hollie L. Gallagher	516	122	27	149	0	0	0	0	0	0	130	257	197	81	535	- 19
Daniel Gaul	745	99	48	147	0	2	2	0	1	1	143	257	306	186	749	- 4
Lance T. Maçon	708	100	34	134	0	6	6	0	0	0	158	298	257	129	684	+ 24
David T. Matia	569	100	49	149	1	0	1	0	0	0	140	263	231	84	578	- 9
Timothy McCormick	590	110	52	162	0	0	0	0	3	3	148	259	220	125	604	- 14
Nancy R. McDonnell	557	111	56	167	0	0	0	0	0	0	127	259	235	103	597	- 40
Timothy J. McGinty	552	111	40	151	0	2	2	0	0	0	184	232	218	69	519	+ 33
Richard J. McMonagle	650	104	30	134	0	2	2	0	0	0	128	399	177	80	656	- 6
John P. O'Donnell	520	91	20	111	1	1	2	0	0	0	80	296	209	46	551	- 31
John J. Russo	534	113	46	159	0	1	1	0	0	0	141	250	212	90	552	- 18
Joseph D. Russo	621	114	44	158	1	0	1	0	1	1	144	265	204	166	635	- 14
Michael J. Russo	562	108	37	145	0	0	0	0	0	0	128	247	227	105	579	- 17
Nancy Margaret Russo	406	96	48	144	0	1	1	0	1	1	119	166	167	98	431	- 25
Shirley Strickland Saffold	702	105	42	147	1	0	1	0	1	1	157	302	233	157	692	+ 10
Brendan J. Sheehan	524	109	50	159	1	1	2	0	1	1	176	211	189	107	507	+ 17
Ronald Suster	786	97	54	151	1	1	2	0	0	0	163	299	257	218	774	+ 12
John D. Sutula	728	105	46	151	0	1	1	0	0	0	141	280	291	167	738	- 10
Kathleen Ann Sutula	608	104	54	158	0	0	0	1	0	1	147	233	241	145	619	- 11
Joan Synenberg	730	103	58	161	0	0	0	0	1	1	146	342	242	161	745	- 15
Steven J. Terry	656	115	44	159	1	0	1	0	2	2	143	277	227	168	672	- 16
José A. Villanueva	616	109	42	151	1	3	4	0	0	0	159	277	274	57	608	+ 8
TOTALS	20811	3505	1413	4918	13	32	45	6	18	24	4798	9046	7749	4136	20931	- 120

Year to Date Summary

SUMMARY FOR THE COURT

January - March 2011

NAME	PEND	ASSIGNED			TRIALS						DISP	PENDING				+	-
		CV	CR	TOT	JURY			COURT				CV	FR	CR	TOT		
Dick Ambrose	629	277	120	397	2	4	6	1	2	3	466	239	187	134	560	+ 69	
Michael K. Astrab	647	261	91	352	1	4	5	0	0	0	361	227	255	156	638	+ 9	
Janet R. Burnside	675	274	123	397	0	0	0	0	3	3	423	290	232	127	649	+ 26	
Deena R. Calabrese	704	273	113	386	1	0	1	0	0	0	458	285	234	113	632	+ 72	
Maureen Clancy	649	253	118	371	2	1	3	1	0	1	372	259	268	121	648	+ 1	
Brian J. Corrigan	757	270	121	391	1	0	1	0	1	1	383	361	227	177	765	- 8	
Peter J. Corrigan	617	290	129	419	1	3	4	0	0	0	463	261	215	97	573	+ 44	
Michael P. Donnelly	662	266	116	382	3	2	5	2	2	4	427	246	292	79	617	+ 45	
Carolyn B. Friedland	778	275	137	412	1	2	3	2	0	2	494	307	217	172	696	+ 82	
Stuart A. Friedman	729	273	118	391	3	1	4	1	4	5	376	264	325	155	744	- 15	
Nancy A. Fuerst	362	142	36	178	1	4	5	0	2	2	220	142	152	26	320	+ 42	
Eileen A. Gallagher	591	187	97	284	1	1	2	0	2	2	352	248	138	137	523	+ 68	
Eileen T. Gallagher	586	287	114	401	0	2	2	1	0	1	446	248	193	100	541	+ 45	
Hollie L. Gallagher	594	297	84	381	0	0	0	0	1	1	440	257	197	81	535	+ 59	
Daniel Gaul	779	267	138	405	0	4	4	1	2	3	435	257	306	186	749	+ 30	
Lance T. Masōn	688	260	120	380	0	6	6	0	1	1	384	298	257	129	684	+ 4	
David T. Matia	656	269	126	395	3	2	5	0	0	0	473	263	231	84	578	+ 78	
Timothy McCormick	633	276	142	418	1	2	3	0	5	5	447	259	220	125	604	+ 29	
Nancy R. McDonnell	591	276	132	408	1	1	2	0	1	1	402	259	235	103	597	- 6	
Timothy J. McGinty	552	296	120	416	2	4	6	0	0	0	449	232	218	69	519	+ 33	
Richard J. McMonagle	694	251	73	324	1	2	3	0	0	0	362	399	177	80	656	+ 38	
John P. O'Donnell	566	240	48	288	2	1	3	1	0	1	303	296	209	46	551	+ 15	
John J. Russo	581	285	120	405	2	3	5	0	2	2	434	250	212	90	552	+ 29	
Joseph D. Russo	713	276	107	383	2	1	3	0	1	1	461	265	204	166	635	+ 78	
Michael J. Russo	633	282	100	382	0	0	0	2	0	2	436	247	227	105	579	+ 54	
Nancy Margaret Russo	398	283	125	408	1	4	5	0	3	3	375	166	167	98	431	- 33	
Shirley Strickland Saffold	727	276	120	396	1	1	2	0	2	2	431	302	233	157	692	+ 35	
Brendan J. Sheehan	555	288	140	428	2	3	5	0	3	3	476	211	189	107	507	+ 48	
Ronald Suster	808	270	144	414	2	1	3	0	2	2	448	299	257	218	774	+ 34	
John D. Sutula	743	262	124	386	0	2	2	0	1	1	391	280	291	167	738	+ 5	
Kathleen Ann Sutula	604	261	135	396	0	4	4	1	0	1	381	233	241	145	619	- 15	
Joan Synenberg	754	261	145	406	0	0	0	0	2	2	415	342	242	161	745	+ 9	
Steven J. Terry	727	279	132	411	2	1	3	0	5	5	466	277	227	168	672	+ 55	
José A. Villanueva	668	269	105	374	1	4	5	1	0	1	434	277	274	57	608	+ 60	
TOTALS	22050	9052	3913	12965	40	70	110	14	47	61	14084	9046	7749	4136	20931	+ 1119	

Corrections/Adjustments

CUYAHOGA COUNTY COMMON PLEAS COURT

There was a minor error in the *New Marsh. Of Lien/Quite Title/Partition Case Filings by Month, Total New Judicial Foreclosure Filings by Month for Year 2011 and Total New Judicial Foreclosure Filings 1996-2011* for the month of January 2011.

The following charts reflect the **original** and **corrected** numbers.

