



***Statistics Report  
April 2011***

***Nancy A. Fuerst  
Administrative and Presiding Judge***

# CUYAHOGA COUNTY COMMON PLEAS COURT

## TABLE OF CONTENTS

### **Criminal Statistics**

Newly Filed, Re-Activated And Transferred In Cases _____	4
Yearly Criminal Terminations _____	5
Pending Criminal Cases End of Period _____	6
Clearance Rate _____	7
Arrest to Disposition Timeline _____	8
Average Arrest to Disposition Timeline (Jail Cases) _____	9
Average Arrest to Disposition Timeline (Non-Jail Cases) _____	10
Average Arrest to Disposition Timeline (Jail and Non-Jail Cases) _____	11
Yearly Average Arrest to Disposition Timeline _____	12
Bail Case Arraignment Activity _____	14
Overall Arraignment Statistics _____	15

### **Foreclosure Statistics**

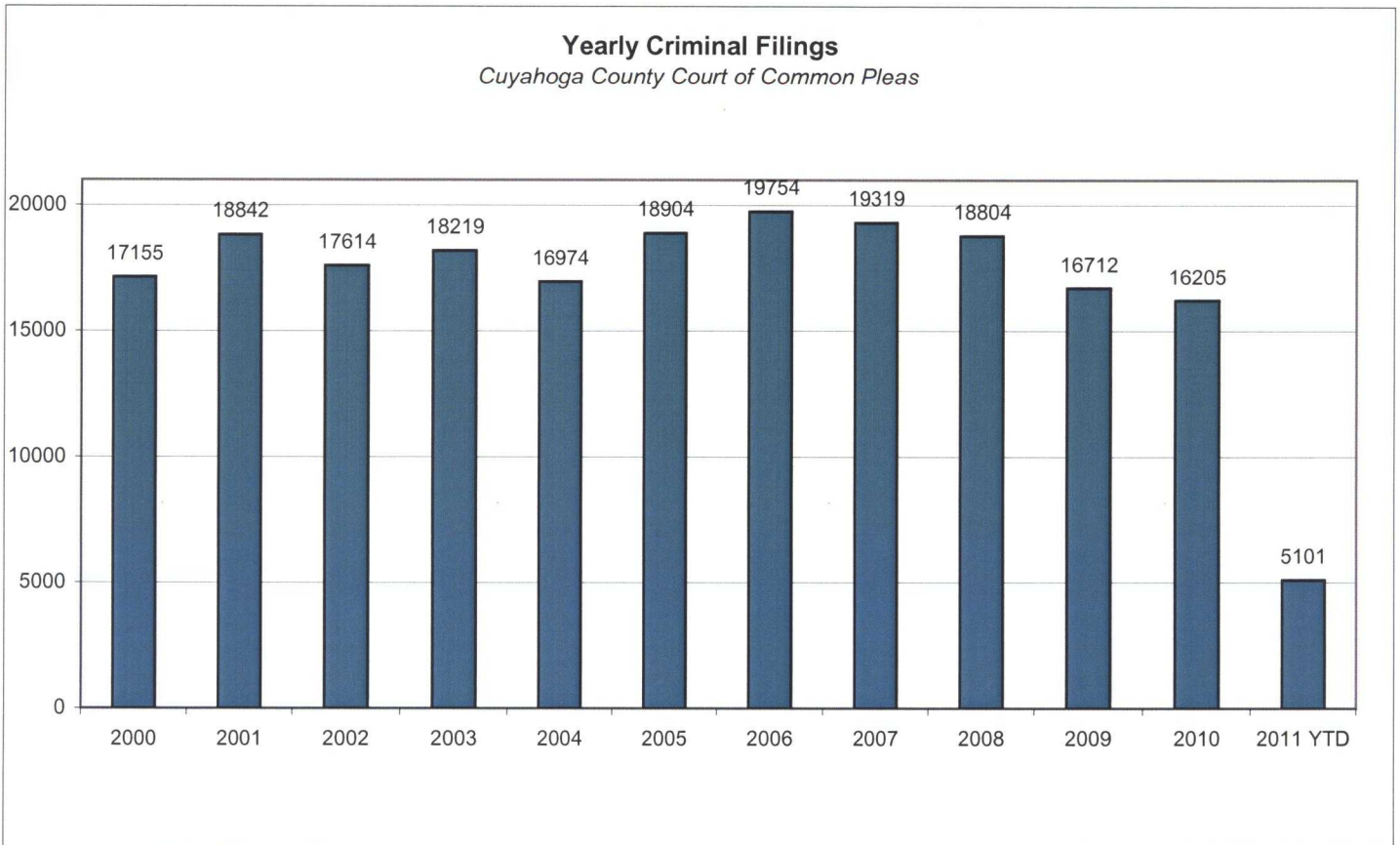
Total Pending Judicial Foreclosure Cases Referred to Magistrates (A) _____	17
Total Pending Judicial Foreclosure Cases Referred to Magistrates (B) _____	18
Total Pending Judicial Foreclosure Cases Referred to Magistrates (C) _____	19
Total Pending Tax Lien & Certificate Cases Referred to Magistrates (A) _____	20
Total Pending Tax Lien & Certificate Cases Referred to Magistrates (B) _____	21
Total Pending Tax Lien & Certificate Cases Referred to Magistrates (C) _____	22
Percentage of Pending Judicial Foreclosure Cases By Filing Year _____	23
Judicial Foreclosure Clearance Rate Year 2009 _____	24
Judicial Foreclosure Clearance Rate Year 2010 _____	25
Judicial Foreclosure Clearance Rate Year 2011 _____	26
Avg. Number of Days to Disp. (Excl. Bank. Stays & Tax Lien & Tax Cert.) _____	27
Avg. Number of Days to Disp. (Excl. Bank. Stays & Incl. Tax Lien & Tax Cert.) _____	28
Total New Judicial Foreclosure Filings _____	29
New Marsh. of Lien/Quiet Title/Partition Filings by Month for 2009 – 2011 YTD _____	30
New Tax Lien & Certificate Filings by Month for Year 2009 – 2011 YTD _____	31
Total New Judicial Foreclosure Filings by Month for Year 2009 – 2011 YTD _____	32
Magistrate's Monthly Reports _____	33
Report CMSR1062 - Judicial Foreclosure Statistics by Judge _____	41
Monthly Summary _____	47
Year to Date Summary _____	49
Corrections/Adjustments _____	51

# *Criminal Case Statistics*

# CUYAHOGA COUNTY COMMON PLEAS COURT

## Newly Filed, Re-Activated And Transferred In Cases

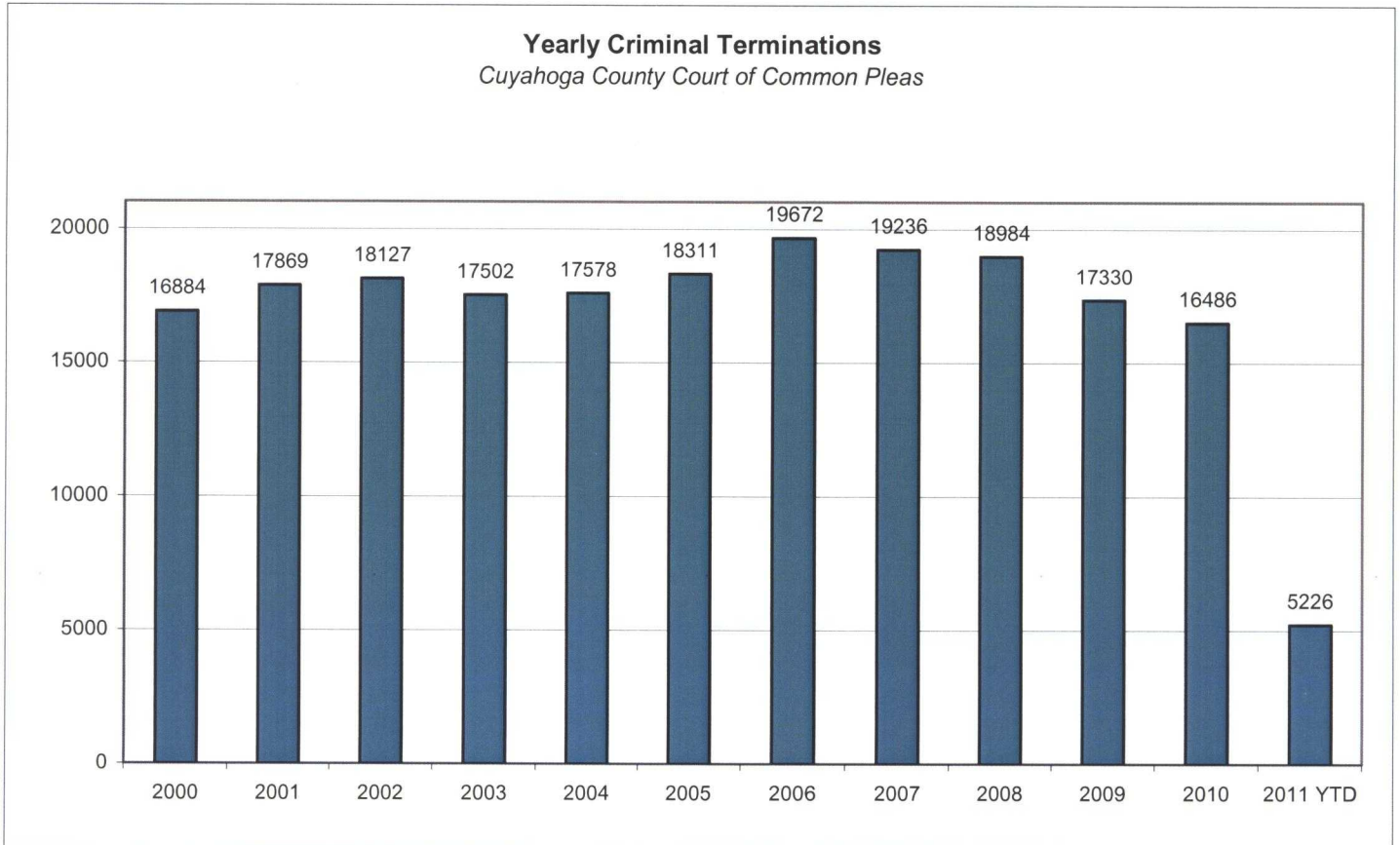
The following chart is a representation of all newly filed cases in Cuyahoga County Court of Common Pleas from 2000 – April 2011. Newly filed cases are defined as having been arraigned and assigned to a Judge. Cases that are re-activated are cases where a defendant was unavailable for trial but has now become ready to proceed. Transferred cases are moved from one Judge's docket to another. This could be due to re-assignment to a mental health Judge or after additional information indicates that by Court rule, the case should have been assigned to another Judge.



# CUYAHOGA COUNTY COMMON PLEAS COURT

## Yearly Criminal Terminations

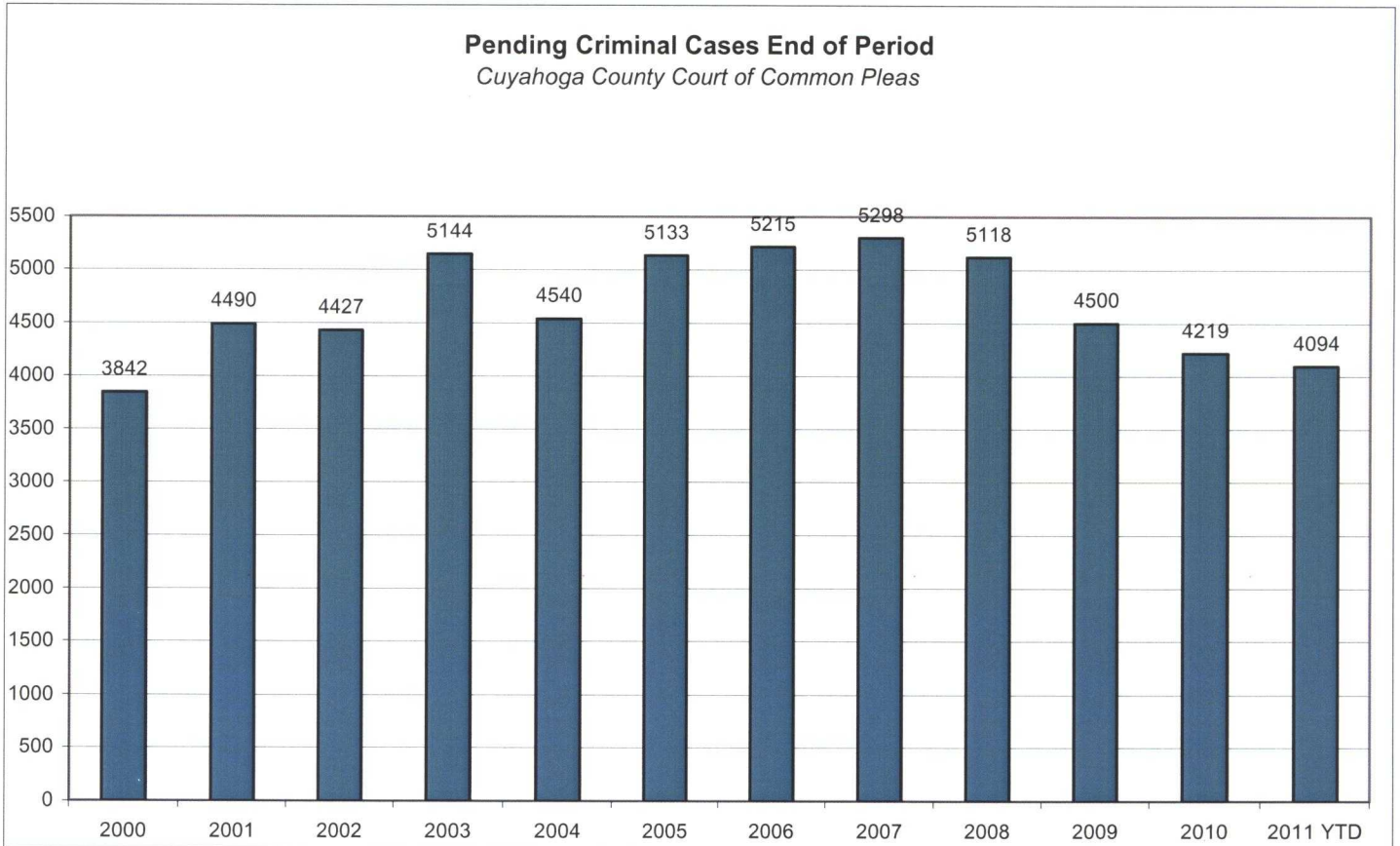
The following chart represents the total number of cases that have been terminated by the Court from 2000 – April 2011. These are all cases that have been terminated by trial, plea, dismissal or a defendant is unavailable for trial or sentencing are reported as terminated.



# CUYAHOGA COUNTY COMMON PLEAS COURT

## Pending Criminal Cases End of Period

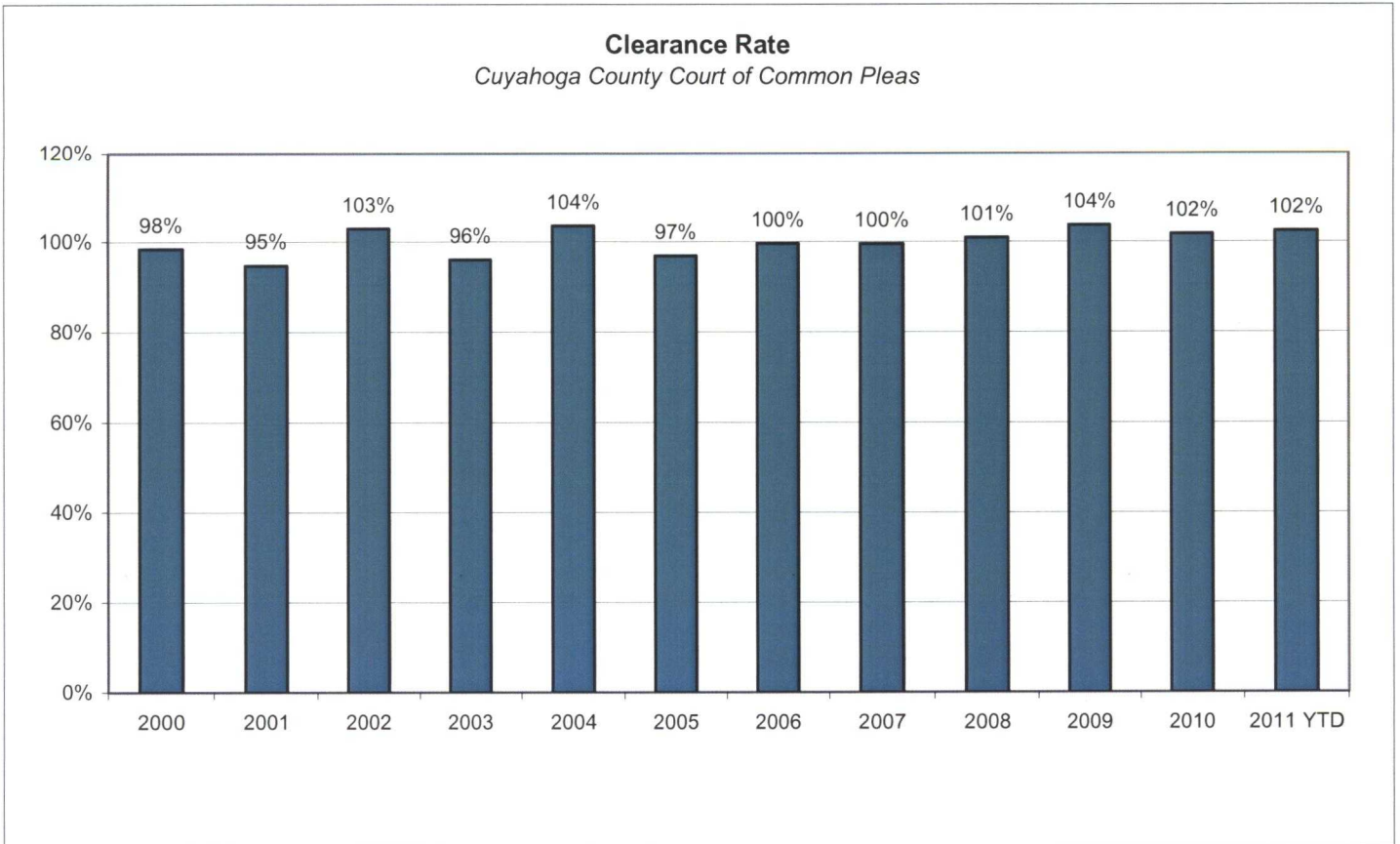
The following chart represents the total number of cases pending at the end of the reporting period from 2000 – April 2011. Taking the total number of cases pending at the beginning of the period, adding all newly filed, re-activated and transferred in cases arrives at the total pending value. The total number of cases that have been terminated in the period are then subtracted from the total pending to give the value pending at the end of the period.



# CUYAHOGA COUNTY COMMON PLEAS COURT

## Clearance Rate

The Clearance Rate is the total number of outgoing cases as a percentage of the number of incoming cases. Clearance rate measures whether the court is keeping up with its incoming caseload. If cases are not disposed in a timely manner, a backlog of cases awaiting disposition will grow. A Clearance Rate of 100% indicates that at least as many cases as have been filed, reopened, or reactivated in a period have been disposed.



## Arrest to Disposition Timeline

Arrest to disposition timeline is a method to measure how felony cases flow through the Cuyahoga County Criminal Justice System. By capturing how long a case takes to move from stage to stage, we can examine where problems may exist and where potential improvements in case processing can be made.

The source data was extracted from the Cuyahoga County Court of Common Pleas Case Management System. The overall population of sample data was based on cases terminated in a given month excluding cases that have gone through diversion programs. A case is defined as a defendant and all charges involved in a single incident. The time period for the extracted data is from April 2011.

The stages examined were:

Arrest to Indictment  
Indictment to Arraignment  
Arraignment to 1<sup>st</sup> Pre-Trial  
1<sup>st</sup> Pre-Trial to Plea/Trial  
Plea/Trial to Termination

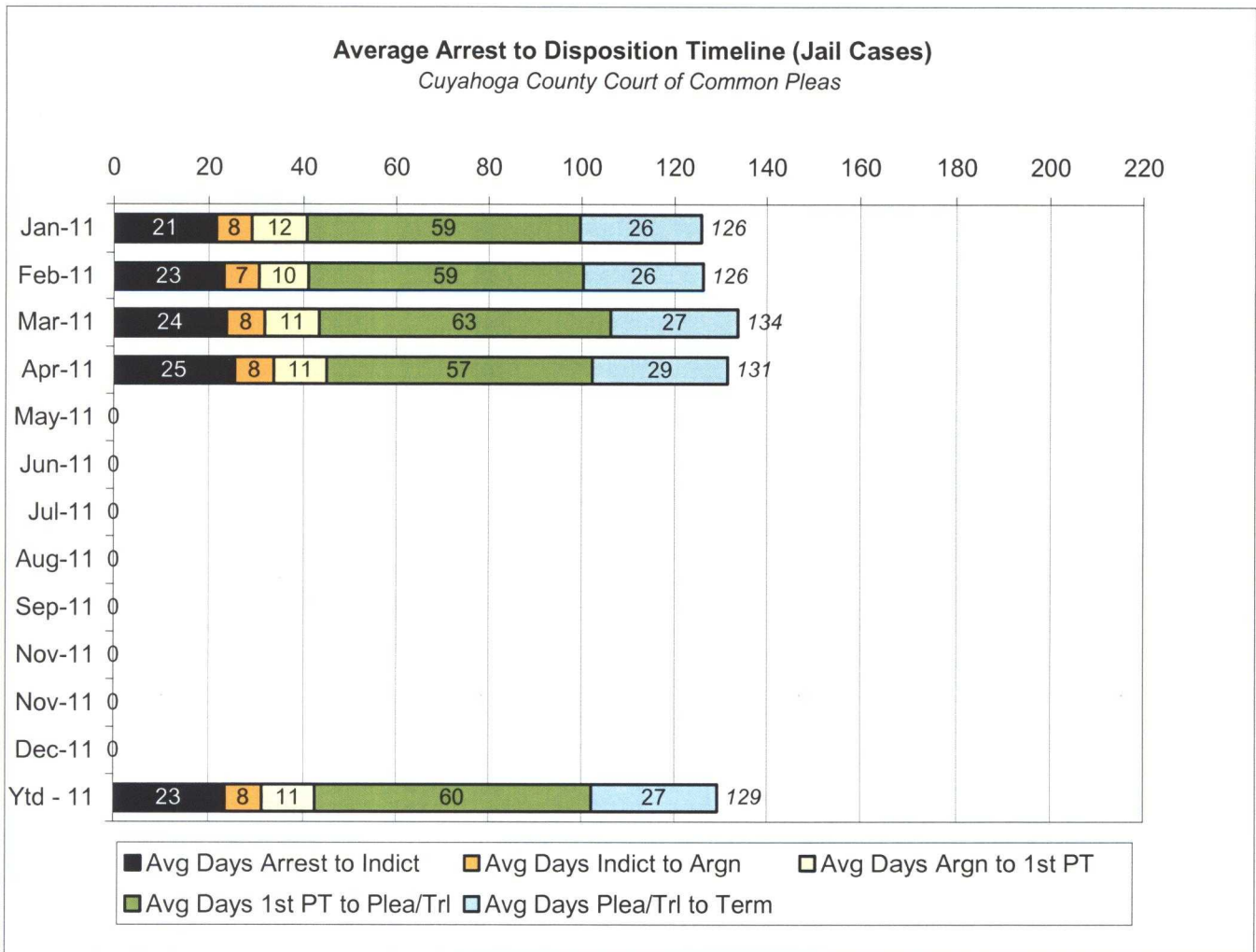
Due to the fact that each case may or may not have all of the stage date elements, a method to arrive at stage averages was applied. For a case to be included in the average for a stage there would need to be both dates for the given stage. A case would be included in the Arrest to Indictment stage if both arrest date and indictment date were available. This method was applied to each of the five stages. Next we calculated the total number of cases that met the date criteria for each of the ranges and also the total number of days between each date. To arrive at an average, the total number of days for each case in each range was calculated and divided by the total number of cases that met the date criteria. If a case had a time period or periods where the defendant was capiased or referred to the Psych Clinic, that amount of time was subtracted from the appropriate range. For re-indicted cases, the original arrest date is used.

The following three charts are for Jail, Non-Jail and combined Jail and Non-Jail cases. Jail and Non-Jail cases are defined by the status of the defendant at arraignment.



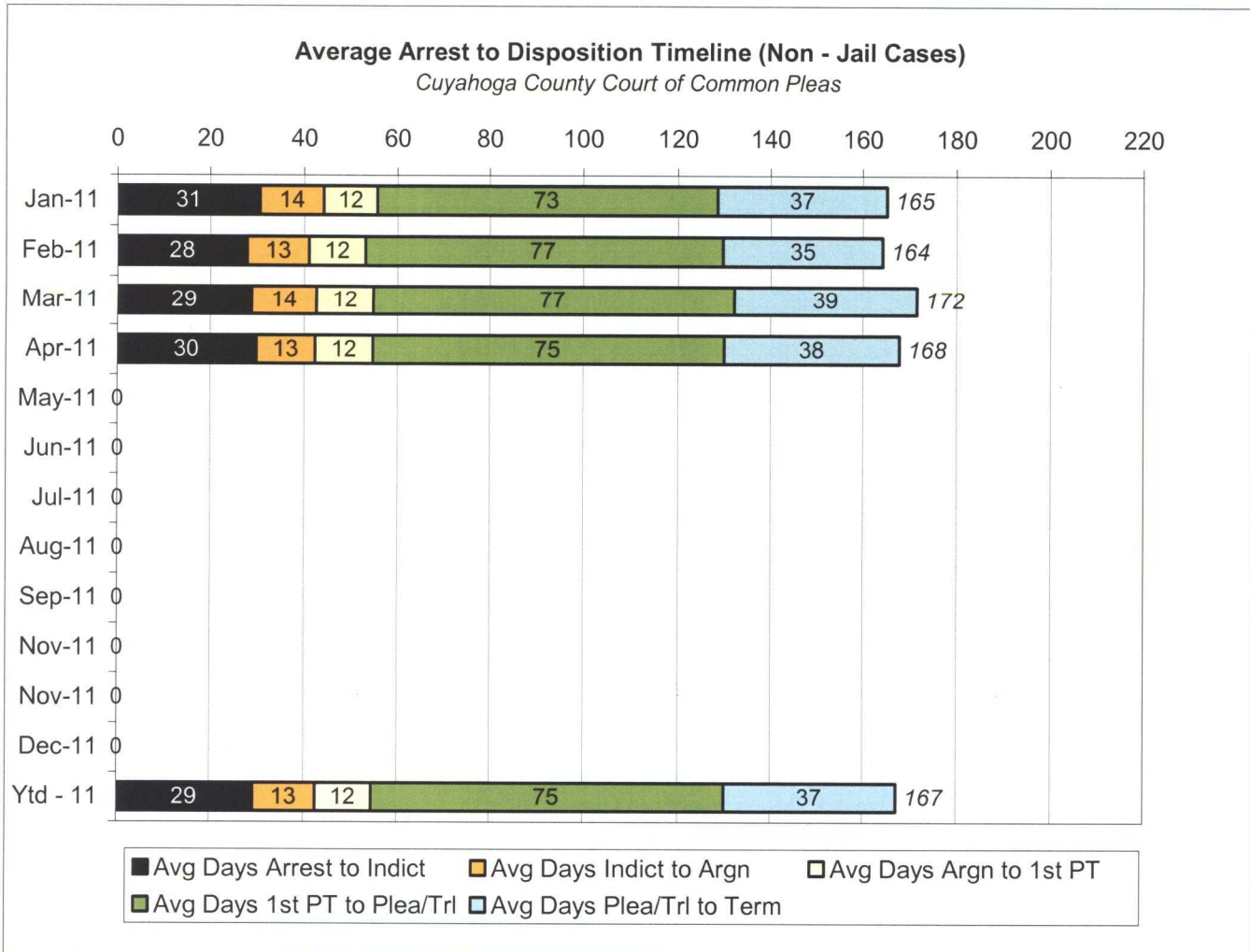
# CUYAHOGA COUNTY COMMON PLEAS COURT

## Average Arrest to Disposition Timeline (Jail Cases)



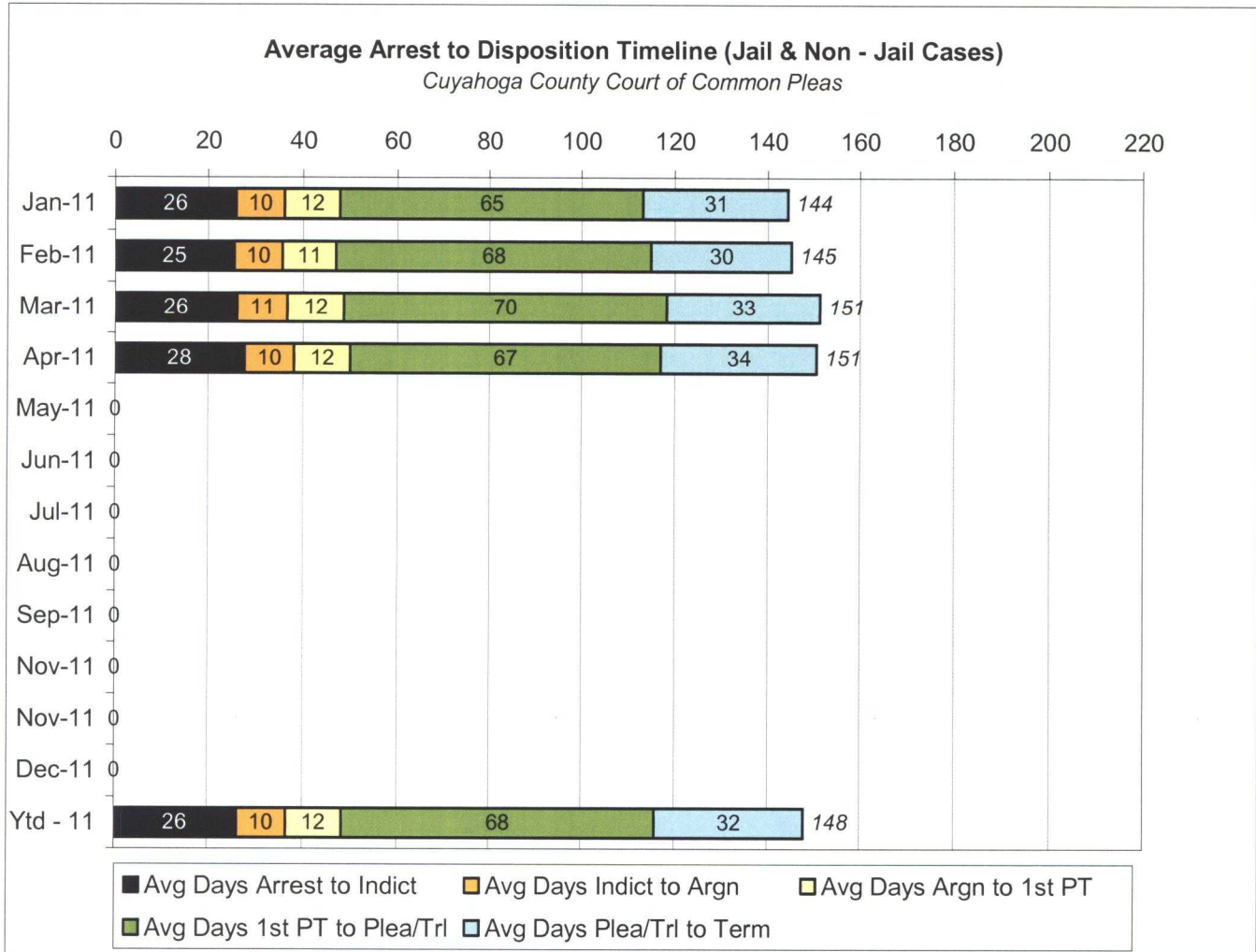
# CUYAHOGA COUNTY COMMON PLEAS COURT

## Average Arrest to Disposition Timeline (Non-Jail Cases)



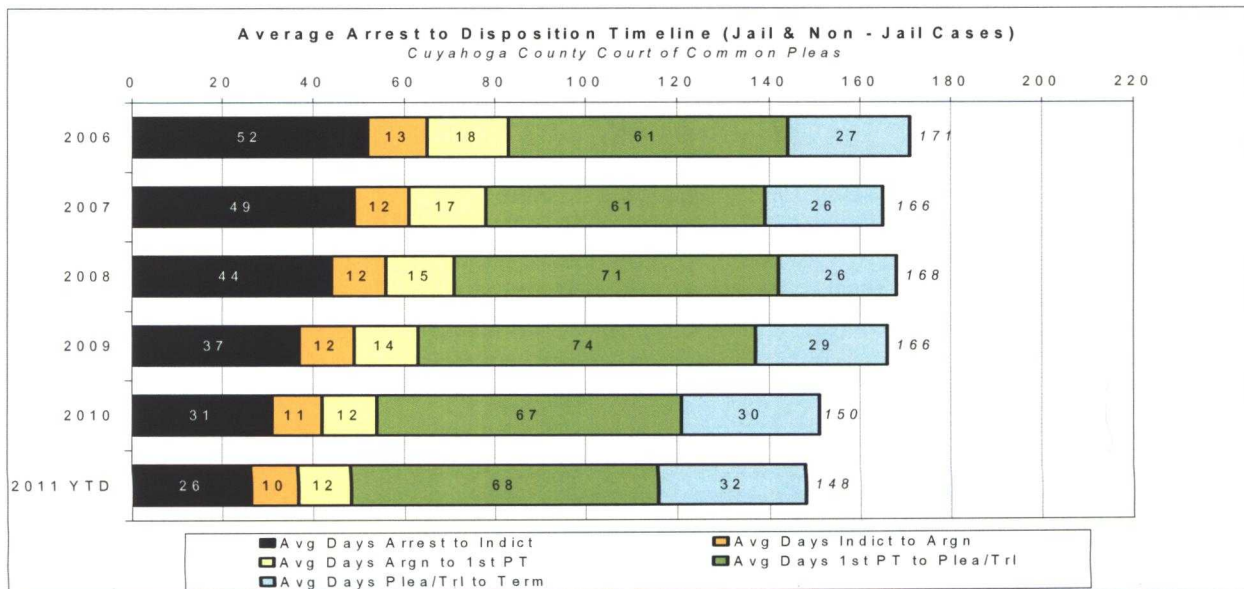
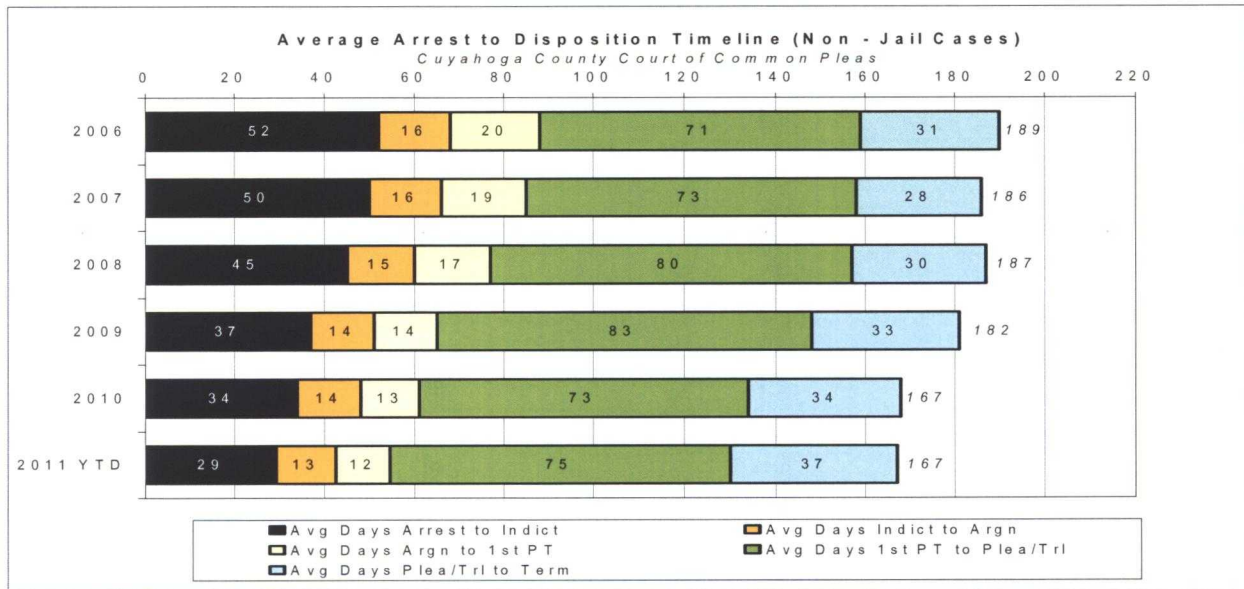
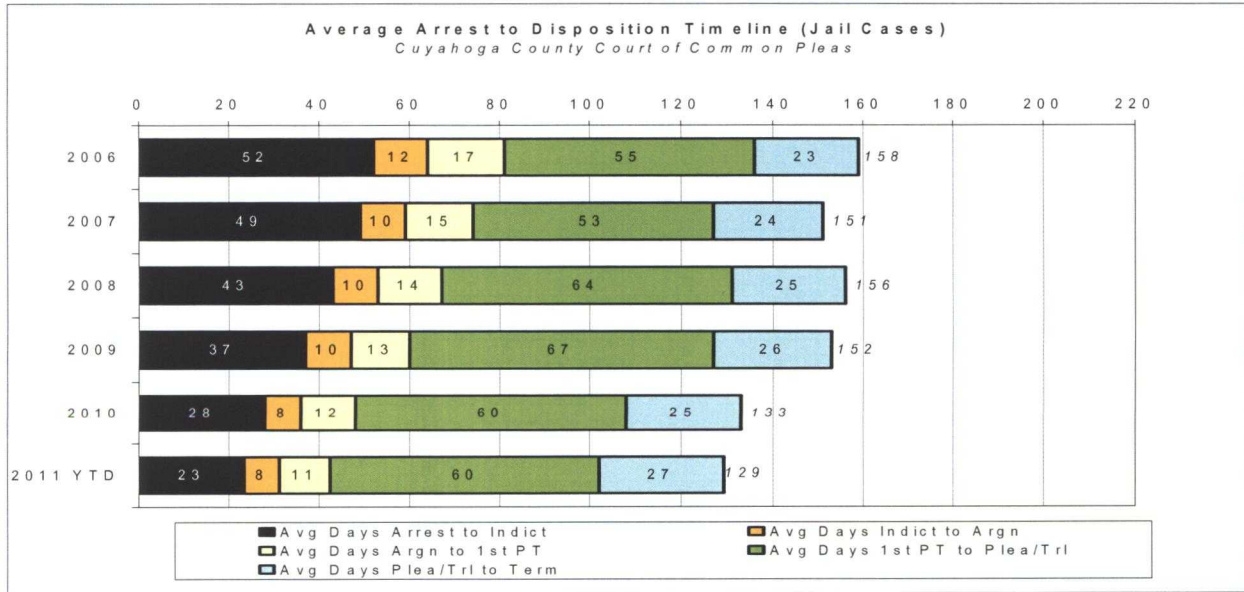
# CUYAHOGA COUNTY COMMON PLEAS COURT

## Average Arrest to Disposition Timeline (Jail and Non-Jail Cases)



# CUYAHOGA COUNTY COMMON PLEAS COURT

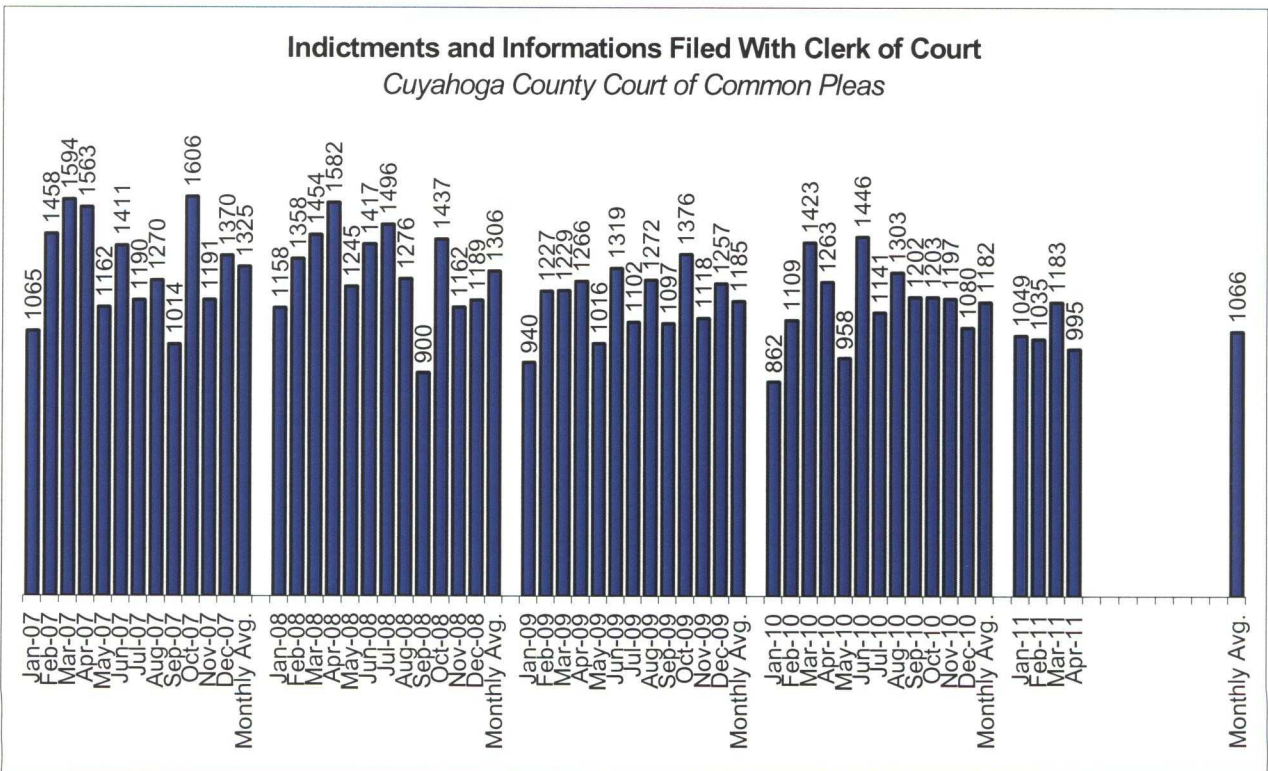
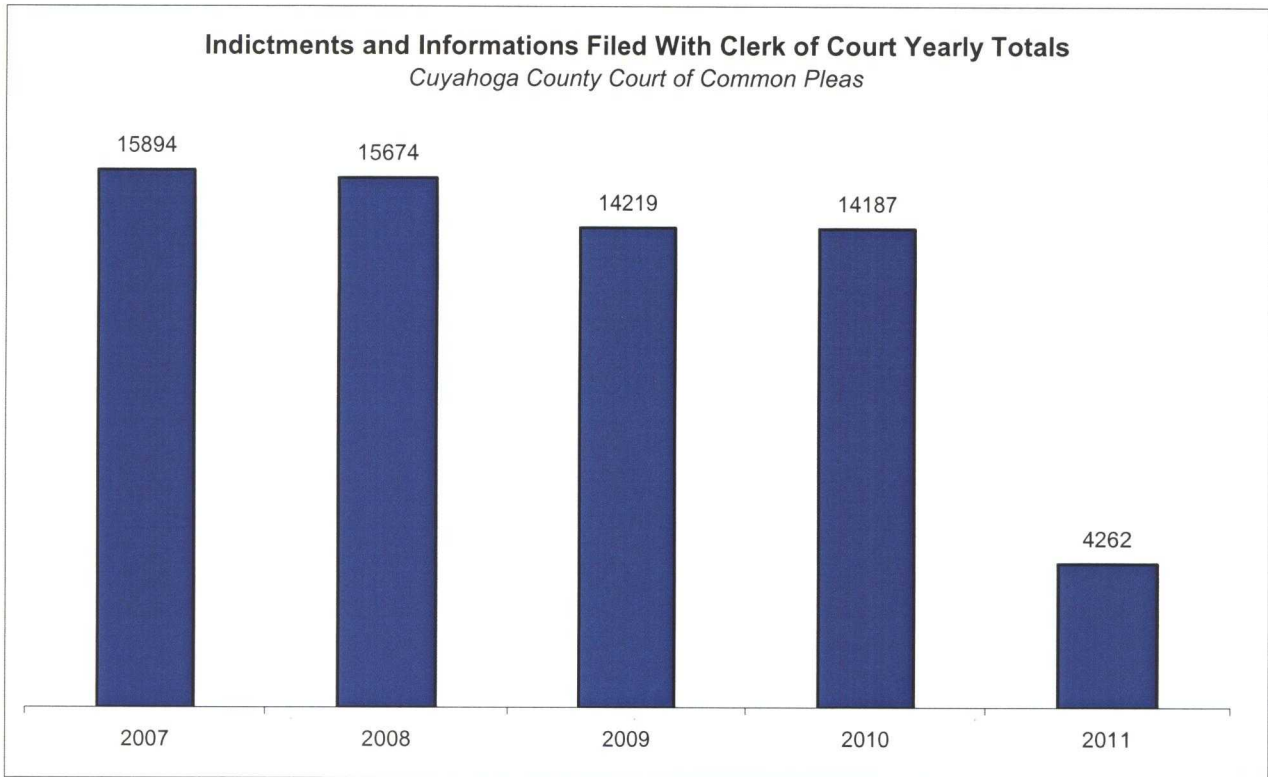
## Yearly Average Arrest to Disposition Timeline



# CUYAHOGA COUNTY COMMON PLEAS COURT

## Indictments and Informations Filed With the Clerk of Courts

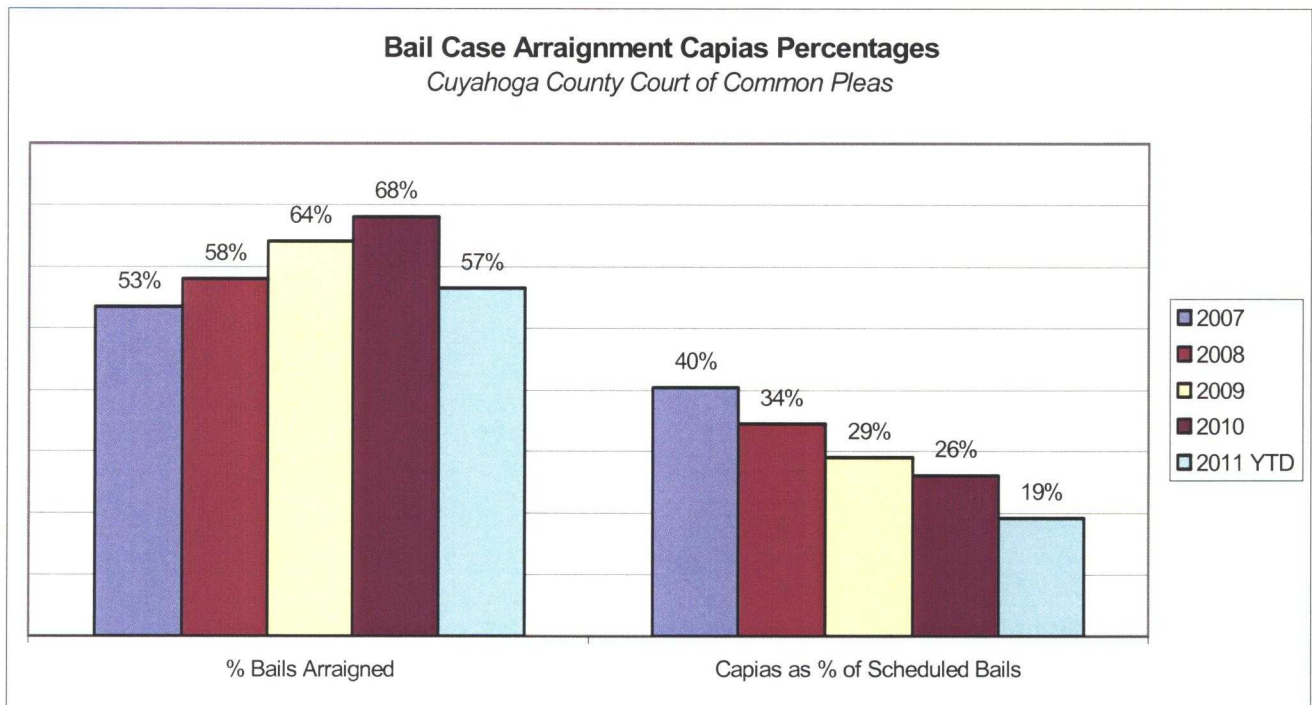
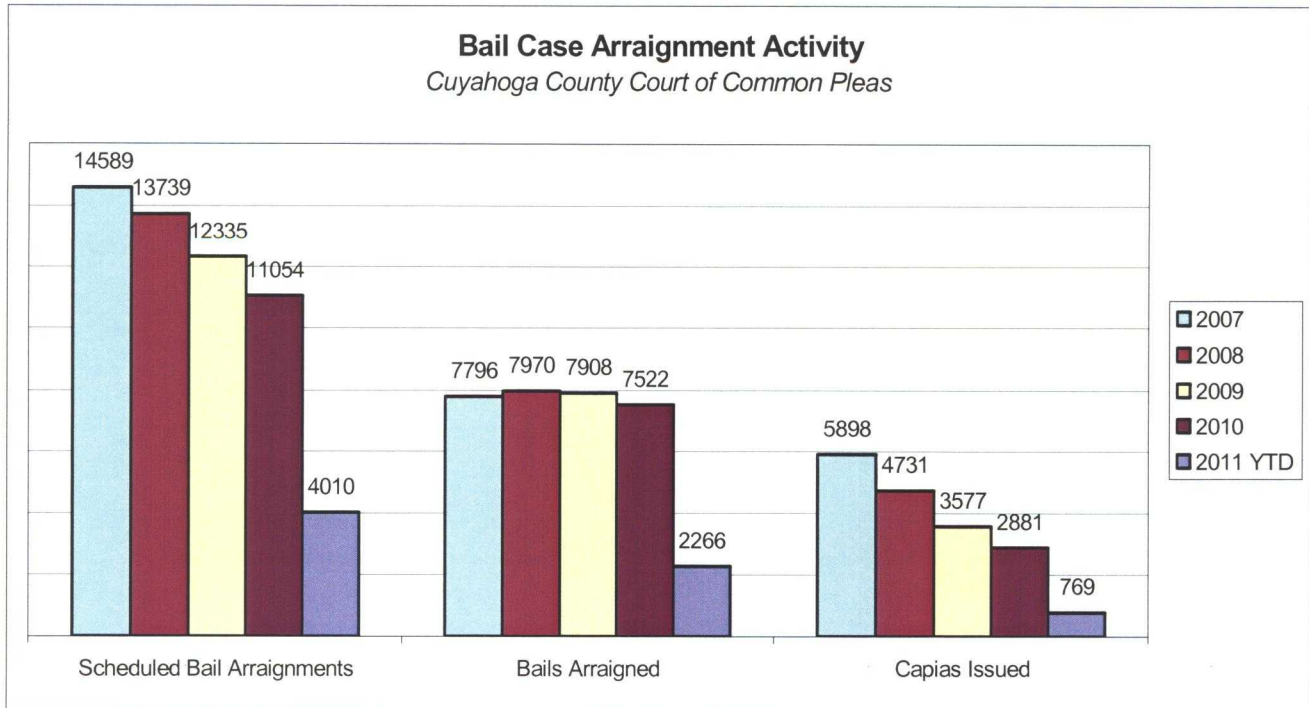
The following charts are reflective of Indictments and Informations filed with the Criminal Clerk of Courts from 2007. The source for this information was the Criminal Clerk's Office.



# CUYAHOGA COUNTY COMMON PLEAS COURT

## Bail Case Arraignment Activity

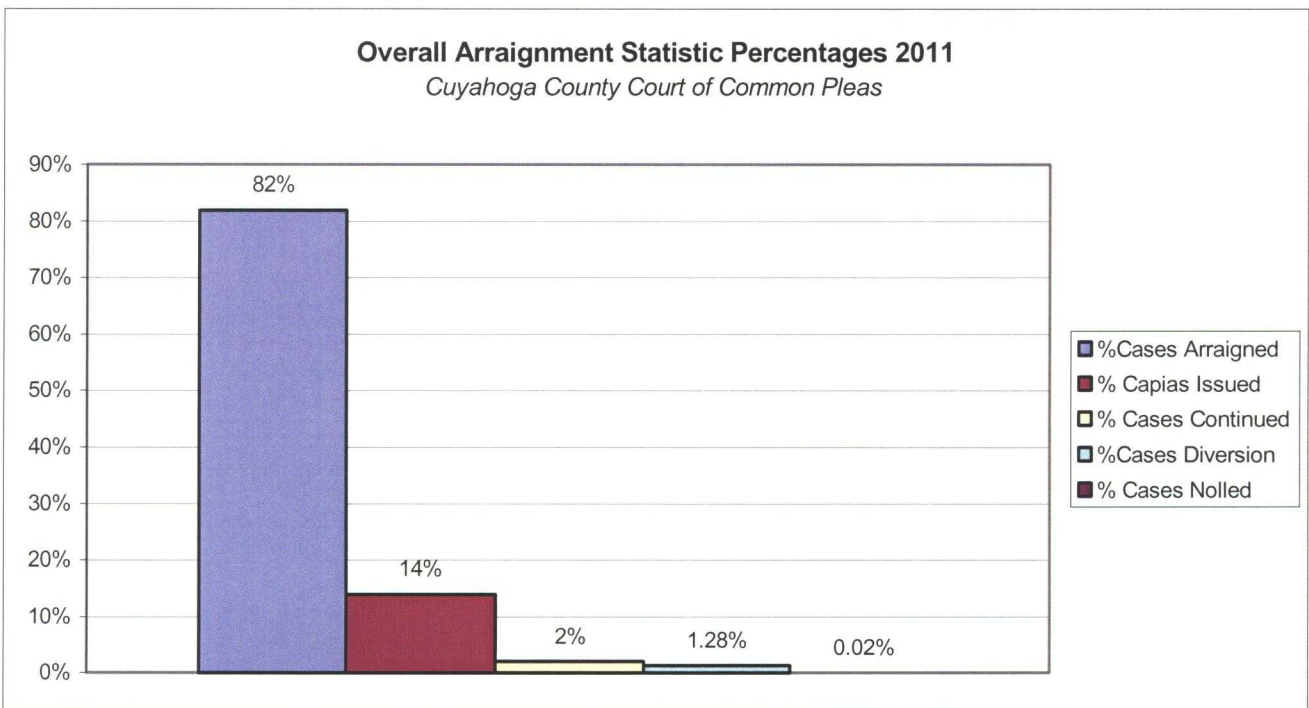
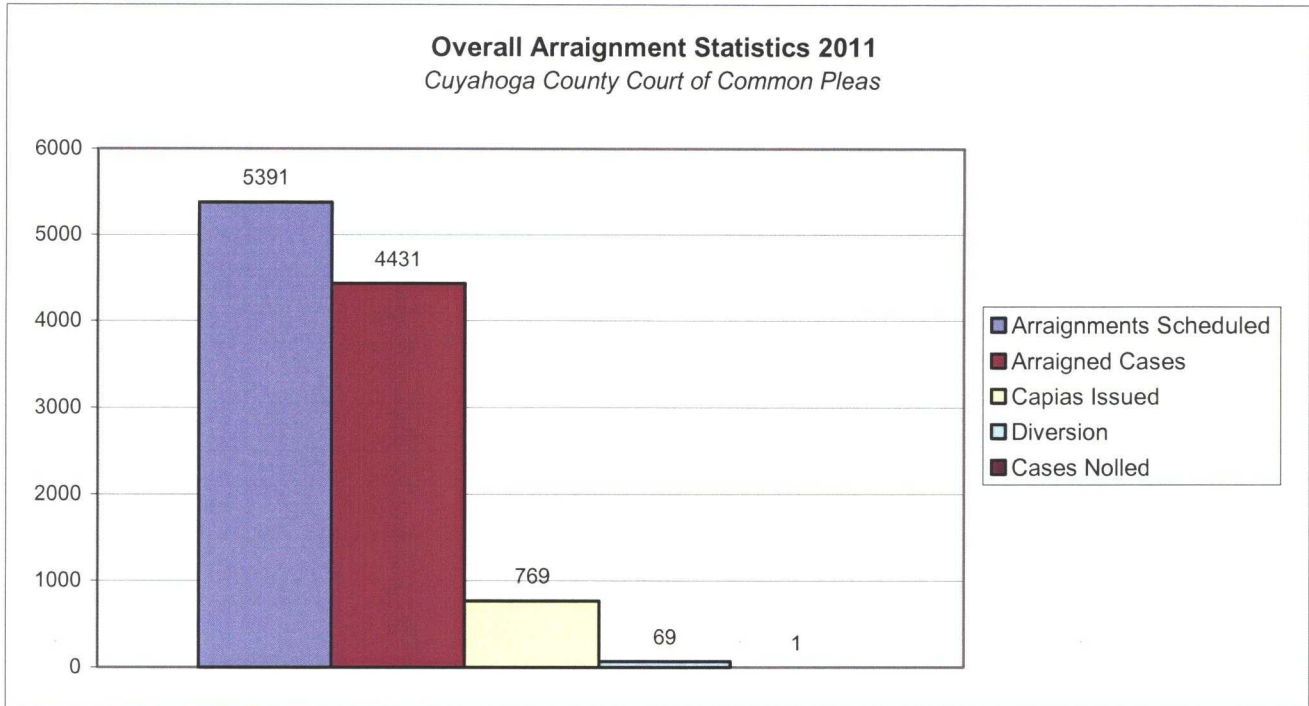
The following charts are reflective of arraignment activity where the defendant was not incarcerated at the time of arraignment. The source for this information was the Criminal Records Department.



# CUYAHOGA COUNTY COMMON PLEAS COURT

## Overall Arraignment Statistics

The arraignment statistics were provided by the Criminal Records Department. They are provided to give a representation of arraignment activity in the Court in 2011. These statistics include jail and non – jail arraignments.



# *Judicial Foreclosure Statistics<sup>1</sup>*

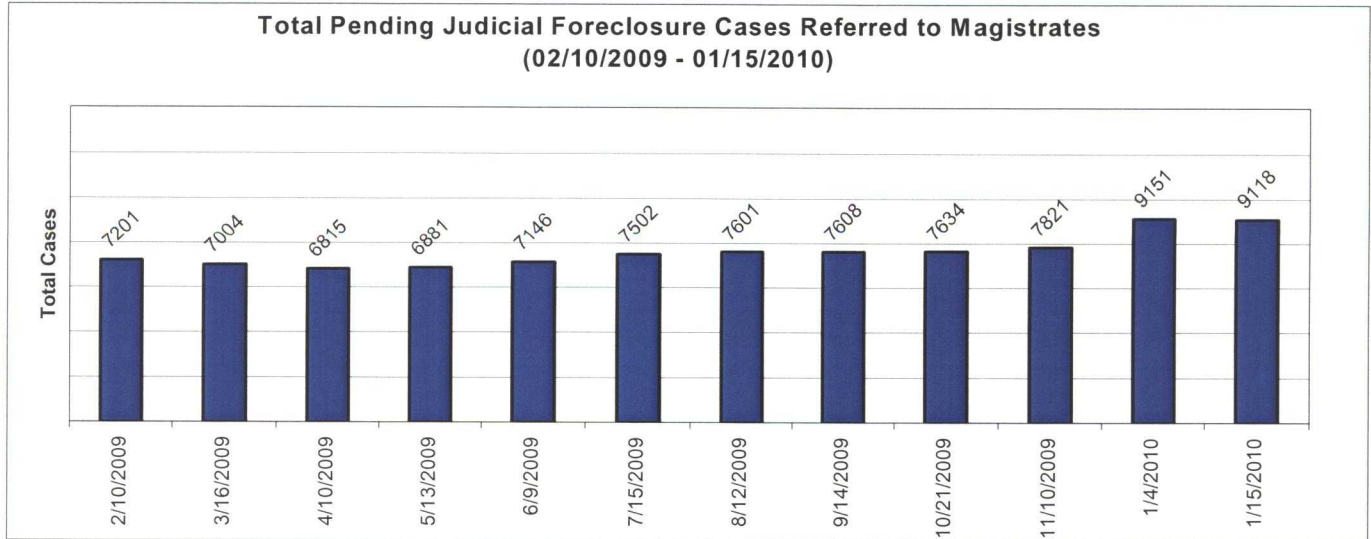
<sup>1</sup> For clarification purposes, Foreclosure cases in this report are identified as Judicial Foreclosure filings (filing codes 1460 (Foreclosure Marsh. Of Lien), 1465(Tax Lien), 1466 (Tax Certificate), 1470 (Quiet Title), and 1480 (Partition)). These cases are different from Board of Revision Foreclosures, which are not reported here.



# CUYAHOGA COUNTY COMMON PLEAS COURT

## Total Pending Judicial Foreclosure Cases Referred to Magistrates (A)

The following chart is a display of the total number of pending Judicial Foreclosure cases referred to the Magistrates on specific dates. The table below shows the number of these cases pending for each year since 1990.

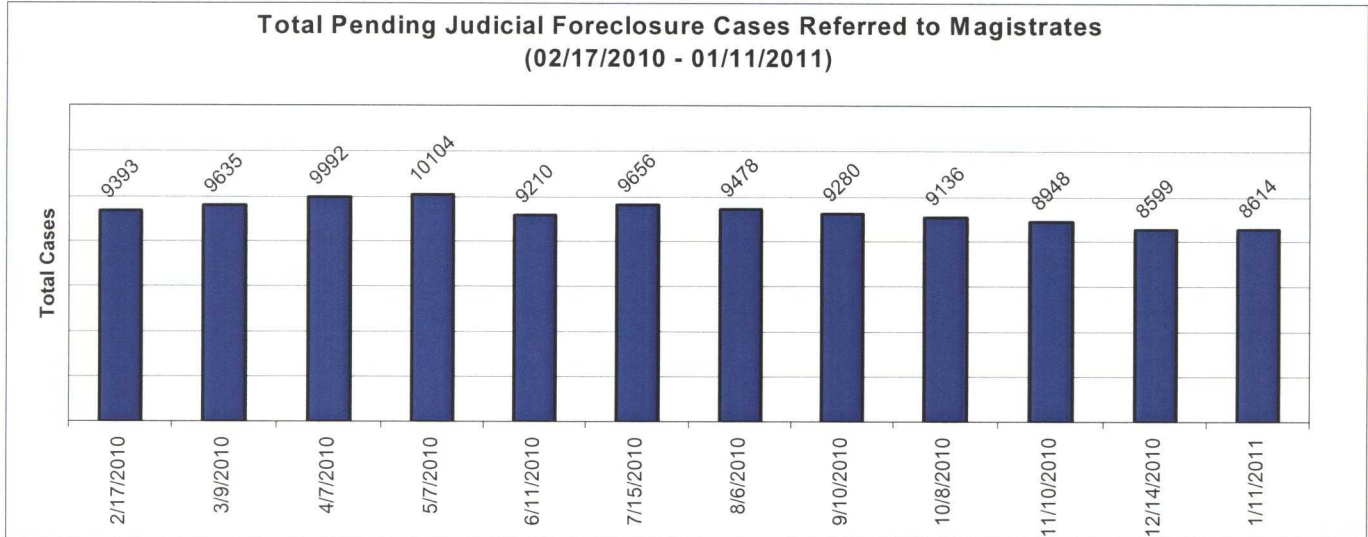


	As of:	2/10/2009	3/16/2009	4/10/2009	5/13/2009	6/9/2009	7/15/2009	8/12/2009	9/14/2009	10/21/2009	11/10/2009	1/4/2010	1/15/2010
<b>Year</b>													
1990		0	0	0	0	0	0	0	0	0	0	0	0
1991		0	0	0	0	0	0	0	0	0	0	0	0
1992		0	0	0	0	0	0	0	0	0	0	0	0
1993		0	0	0	0	0	0	0	0	0	0	0	0
1994		0	0	0	0	0	0	0	0	0	0	0	0
1995		0	0	0	0	0	0	0	0	0	0	0	0
1996		0	0	0	0	0	0	0	0	0	0	0	0
1997		0	0	0	0	0	0	0	0	0	0	0	0
1998		0	0	0	1	0	0	0	0	0	0	0	0
1999		0	0	0	0	0	0	0	0	0	0	0	0
2000		2	2	2	2	2	2	3	2	2	3	2	2
2001		2	1	1	1	1	1	1	1	1	1	1	1
2002		3	2	3	3	3	3	1	1	1	1	1	1
2003		10	12	14	11	11	11	11	9	8	8	8	7
2004		20	16	15	16	16	16	15	15	15	14	13	13
2005		22	19	20	19	18	16	16	16	16	12	13	13
2006		106	90	84	65	62	56	49	42	30	27	25	25
2007		399	314	263	231	203	165	145	129	107	98	88	80
2008		5533	4356	3585	2980	2510	2030	1719	1439	1162	1009	776	720
2009		1104	2192	2828	3552	4320	5202	5641	5954	6292	6648	8224	7933
2010													323
<b>Total</b>		<b>7201</b>	<b>7004</b>	<b>6815</b>	<b>6881</b>	<b>7146</b>	<b>7502</b>	<b>7601</b>	<b>7608</b>	<b>7634</b>	<b>7821</b>	<b>9151</b>	<b>9118</b>

# CUYAHOGA COUNTY COMMON PLEAS COURT

## Total Pending Judicial Foreclosure Cases Referred to Magistrates (B)

The following chart is a display of the total number of pending Judicial Foreclosure cases referred to the Magistrates on specific dates. The table below shows the number of these cases pending from each year since 1990.

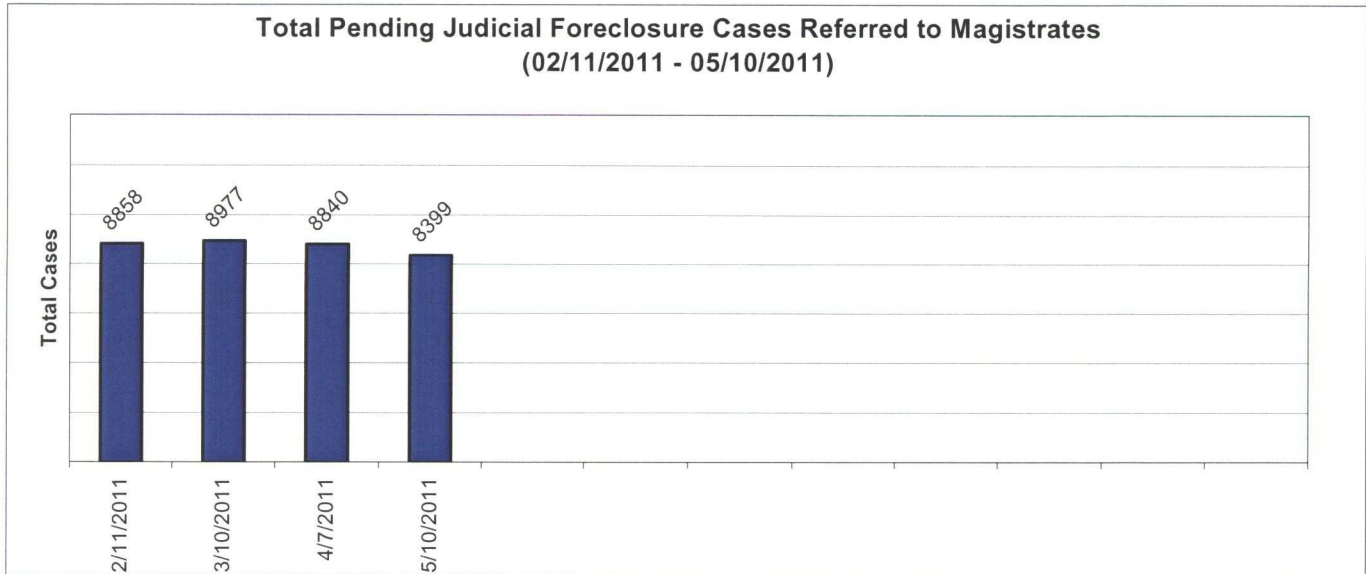


	As of:	2/17/2010	3/9/2010	4/7/2010	5/7/2010	6/11/2010	7/15/2010	8/6/2010	9/10/2010	10/8/2010	11/10/2010	12/14/2010	1/11/2011
<b>Year</b>													
1990		0	0	0	0	0	0	0	0	0	0	0	0
1991		0	0	0	0	0	0	0	0	0	0	0	0
1992		0	0	0	0	0	0	0	0	1	0	1	0
1993		0	0	0	0	0	0	0	0	0	0	0	0
1994		0	0	0	0	0	0	0	0	0	0	0	0
1995		0	0	0	0	0	0	0	0	0	1	0	0
1996		0	0	0	0	0	0	0	0	1	1	1	1
1997		0	0	0	0	0	0	0	0	0	0	0	0
1998		0	0	0	0	0	0	0	0	0	0	0	0
1999		0	0	0	0	0	0	0	0	1	1	0	0
2000		3	3	3	2	2	1	1	1	0	1	0	1
2001		1	1	1	0	0	0	1	0	0	0	0	0
2002		1	0	1	1	1	1	1	1	1	1	1	1
2003		6	7	7	8	8	8	6	5	6	4	4	4
2004		11	12	11	13	11	10	8	9	11	9	9	9
2005		12	13	15	11	9	12	11	9	7	8	8	9
2006		23	22	16	15	13	17	12	15	15	14	12	13
2007		69	65	63	64	61	50	47	43	37	37	33	31
2008		585	511	442	356	308	262	250	215	189	169	148	136
2009		7064	6478	5811	5137	4070	3424	2990	2527	2125	1751	1445	1282
2010		1618	2523	3622	4497	4727	5871	6151	6455	6742	6951	6937	6927
2011													200
<b>Total</b>		<b>9393</b>	<b>9635</b>	<b>9992</b>	<b>10104</b>	<b>9210</b>	<b>9656</b>	<b>9478</b>	<b>9280</b>	<b>9136</b>	<b>8948</b>	<b>8599</b>	<b>8614</b>

# CUYAHOGA COUNTY COMMON PLEAS COURT

## Total Pending Judicial Foreclosure Cases Referred to Magistrates (C)

The following chart is a display of the total number of pending Judicial Foreclosure cases referred to the Magistrates on specific dates. The table below shows the number of these cases pending from each year since 1990.

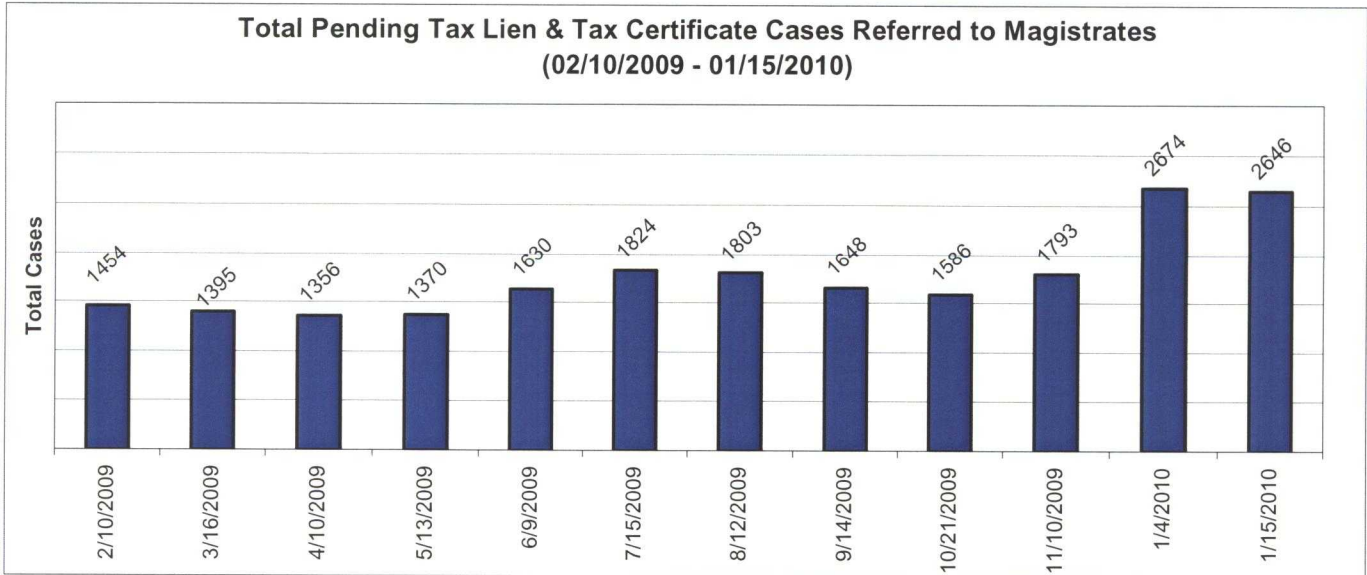


	As of:	2/11/2011	3/10/2011	4/7/2011	5/10/2011								
Year													
1990		0	0	0	0								
1991		0	0	0	0								
1992		0	0	0	0								
1993		0	0	0	0								
1994		0	0	0	0								
1995		0	0	0	0								
1996		1	1	1	1								
1997		0	0	0	0								
1998		0	0	0	0								
1999		0	0	0	0								
2000		1	1	3	2								
2001		0	0	0	0								
2002		1	1	1	4								
2003		4	2	2	2								
2004		6	7	6	6								
2005		9	7	7	6								
2006		10	9	10	9								
2007		29	27	26	24								
2008		120	109	96	82								
2009		1031	912	761	611								
2010		6219	5572	4822	3979								
2011		1427	2329	3105	3673								
<b>Total</b>		<b>8858</b>	<b>8977</b>	<b>8840</b>	<b>8399</b>								

# CUYAHOGA COUNTY COMMON PLEAS COURT

## Total Pending Tax Lien & Certificate Cases Referred to Magistrates (A)

The following chart is a display of the number of pending tax Judicial Foreclosure cases referred to the Magistrates on specific dates. The table below shows the number of pending tax Judicial Foreclosure cases in each year since 1990.

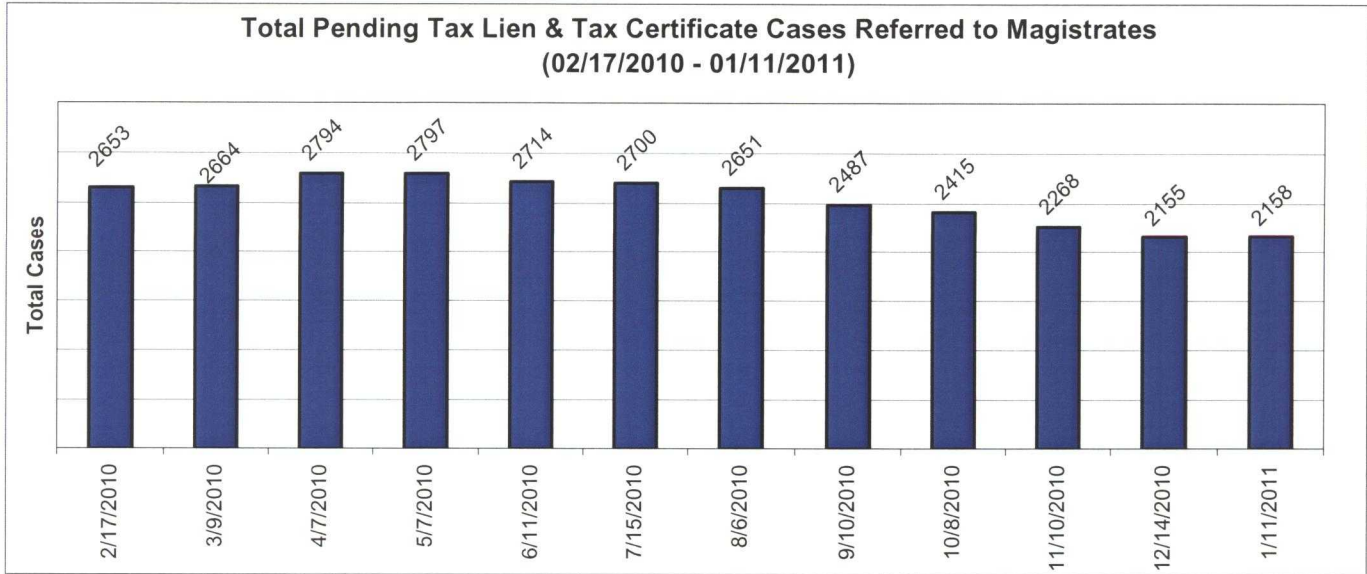


	As of:	2/10/2009	3/16/2009	4/10/2009	5/13/2009	6/9/2009	7/15/2009	8/12/2009	9/14/2009	10/21/2009	11/10/2009	1/4/2010	1/15/2010
<b>Year</b>													
1990		0	0	0	0	0	0	0	0	0	0	0	0
1991		0	0	0	0	0	0	0	0	0	0	0	0
1992		0	0	0	0	0	0	0	0	0	0	0	0
1993		0	0	0	0	0	0	0	0	0	0	0	0
1994		0	0	0	0	0	0	0	0	0	0	0	0
1995		0	0	0	0	0	0	0	0	0	0	0	0
1996		0	0	0	0	0	0	0	0	0	0	0	0
1997		0	0	0	0	0	0	0	0	0	0	0	0
1998		0	0	0	0	0	0	0	0	0	0	0	0
1999		0	0	0	0	0	0	0	0	0	0	0	0
2000		1	1	1	1	1	1	1	1	1	1	1	1
2001		2	1	1	1	1	1	1	1	1	1	1	1
2002		0	0	0	0	0	0	0	0	0	0	0	0
2003		1	2	2	1	1	1	1	1	1	1	1	1
2004		4	3	3	3	3	3	4	4	4	4	4	4
2005		8	4	3	3	3	3	3	2	2	2	2	2
2006		35	29	24	19	19	18	14	12	9	6	5	4
2007		77	60	45	39	36	30	24	23	16	14	13	13
2008		1244	1118	1027	922	839	697	586	464	369	318	251	228
2009		82	177	250	381	727	1070	1169	1140	1183	1446	2396	2369
2010													23
<b>Total</b>		<b>1454</b>	<b>1395</b>	<b>1356</b>	<b>1370</b>	<b>1630</b>	<b>1824</b>	<b>1803</b>	<b>1648</b>	<b>1586</b>	<b>1793</b>	<b>2674</b>	<b>2646</b>

# CUYAHOGA COUNTY COMMON PLEAS COURT

## Total Pending Tax Lien & Certificate Cases Referred to Magistrates (B)

The following chart is a display of the number of pending tax Judicial Foreclosure cases referred to the Magistrates on specific dates. The table below shows the number of pending tax Judicial Foreclosure cases in each year since 1990.

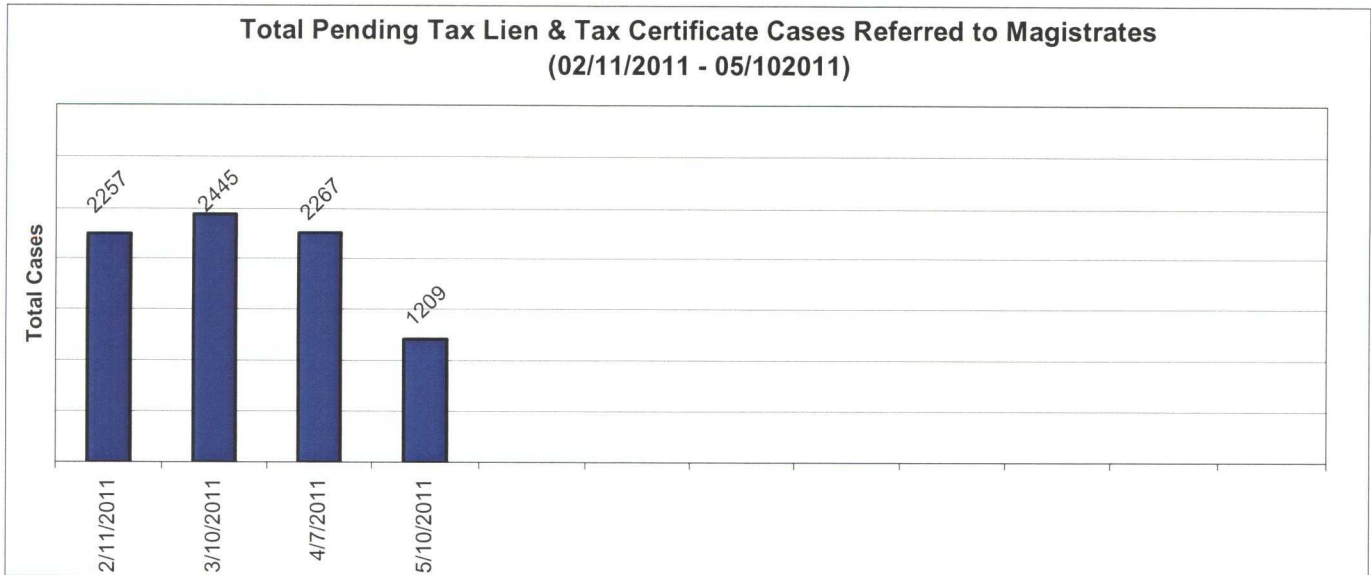


	As of:	2/17/2010	3/9/2010	4/7/2010	5/7/2010	6/11/2010	7/15/2010	8/6/2010	9/10/2010	10/8/2010	11/10/2010	12/14/2010	1/11/2011
<b>Year</b>													
1990		0	0	0	0	0	0	0	0	0	0	0	0
1991		0	0	0	0	0	0	0	0	0	0	0	0
1992		0	0	0	0	0	0	0	0	0	0	0	0
1993		0	0	0	0	0	0	0	0	0	0	0	0
1994		0	0	0	0	0	0	0	0	0	0	0	0
1995		0	0	0	0	0	0	0	0	0	0	0	0
1996		0	0	0	0	0	0	0	0	0	0	0	0
1997		0	0	0	0	0	0	0	0	0	0	0	0
1998		0	0	0	0	0	0	0	0	0	0	0	0
1999		0	0	0	0	0	0	0	0	0	0	0	0
2000		1	1	1	1	1	1	1	1	0	0	0	0
2001		1	1	1	0	0	0	0	0	0	0	0	0
2002		0	0	0	1	0	0	0	0	0	0	0	0
2003		1	1	1	1	1	1	1	0	1	0	0	0
2004		4	3	3	3	3	3	3	3	3	3	3	3
2005		2	2	2	2	1	2	2	2	2	2	3	4
2006		3	3	3	4	2	4	4	4	4	5	4	6
2007		12	10	10	11	10	8	8	8	6	6	5	5
2008		186	156	133	107	91	82	77	63	55	51	45	41
2009		2267	2145	2054	1924	1750	1558	1422	1246	1102	908	753	674
2010		176	342	586	743	855	1041	1133	1160	1242	1293	1342	1425
<b>Total</b>		<b>2653</b>	<b>2664</b>	<b>2794</b>	<b>2797</b>	<b>2714</b>	<b>2700</b>	<b>2651</b>	<b>2487</b>	<b>2415</b>	<b>2268</b>	<b>2155</b>	<b>2158</b>

# CUYAHOGA COUNTY COMMON PLEAS COURT

## Total Pending Tax Lien & Certificate Cases Referred to Magistrates (C)

The following chart is a display of the number of pending tax Judicial Foreclosure cases referred to the Magistrates on specific dates. The table below shows the number of pending tax Judicial Foreclosure cases in each year since 1990.

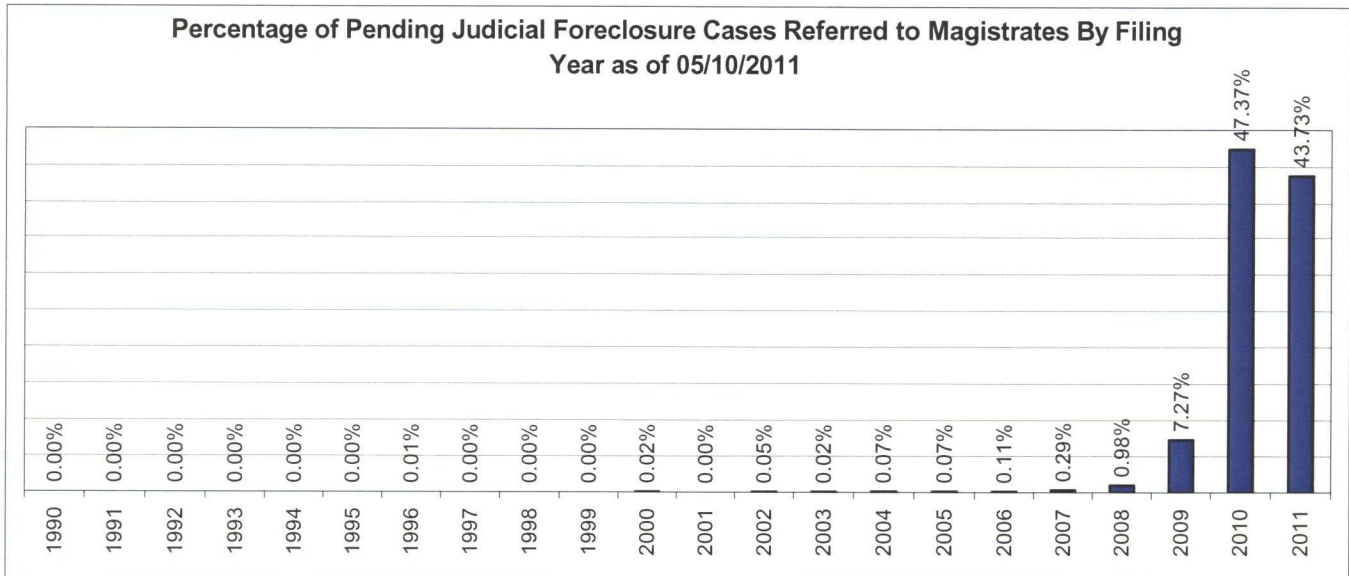


	As of:	2/11/2011	3/10/2011	4/7/2011	5/10/2011								
Year													
1990		0	0	0	0								
1991		0	0	0	0								
1992		0	0	0	0								
1993		0	0	0	0								
1994		0	0	0	0								
1995		0	0	0	0								
1996		0	0	0	0								
1997		0	0	0	0								
1998		0	0	0	0								
1999		0	0	0	0								
2000		0	0	0	0								
2001		0	0	0	0								
2002		0	0	0	0								
2003		0	0	0	0								
2004		3	4	3	3								
2005		4	4	4	4								
2006		3	3	2	2								
2007		5	5	6	6								
2008		35	31	30	26								
2009		507	441	364	294								
2010		1297	1193	1040	874								
2011		403	764	818	898								
<b>Total</b>		<b>2257</b>	<b>2445</b>	<b>2267</b>	<b>1209</b>								

# CUYAHOGA COUNTY COMMON PLEAS COURT

## Percentage of Pending Judicial Foreclosure Cases By Filing Year

The following chart is a representation of the total number of pending Judicial Foreclosure cases by filing year expressed as a percentage on a specific date. The table below is the supporting data for this chart.

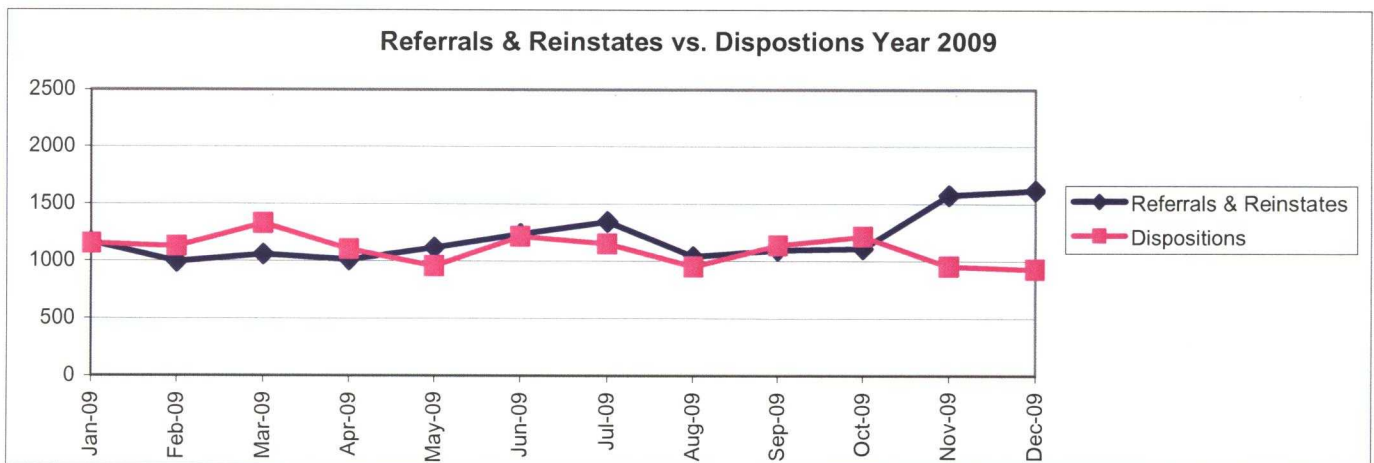


Year	As of:	5/10/2011	% of Total
1990		0	0.00%
1991		0	0.00%
1992		0	0.00%
1993		0	0.00%
1994		0	0.00%
1995		0	0.00%
1996		1	0.01%
1997		0	0.00%
1998		0	0.00%
1999		0	0.00%
2000		2	0.02%
2001		0	0.00%
2002		4	0.05%
2003		2	0.02%
2004		6	0.07%
2005		6	0.07%
2006		9	0.11%
2007		24	0.29%
2008		82	0.98%
2009		611	7.27%
2010		3979	47.37%
2011		3673	43.73%
<b>Total</b>		<b>8399</b>	<b>100.00%</b>

# CUYAHOGA COUNTY COMMON PLEAS COURT

## Judicial Foreclosure Clearance Rate Year 2009

The Clearance Rate is the number of outgoing cases as a percentage of the number of incoming cases. Clearance rate measures whether the court is keeping up with its incoming caseload. If cases are not disposed in a timely manner, a backlog of cases awaiting disposition will grow. A Clearance Rate of 100% indicates that at least as many cases as have been filed, reopened, or reactivated in a period have been disposed.



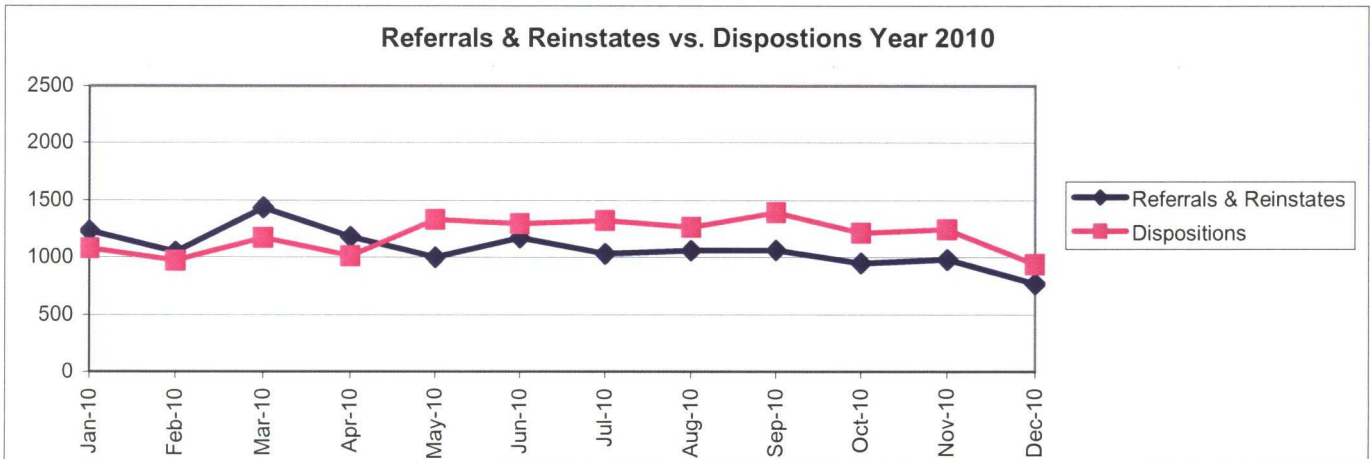
	Referrals & Reinstates	Dispositions	Clearance Rate
Jan-09	1167	1154	99%
Feb-09	991	1127	114%
Mar-09	1058	1331	126%
Apr-09	1010	1102	109%
May-09	1116	955	86%
Jun-09	1238	1214	98%
Jul-09	1345	1149	85%
Aug-09	1038	949	91%
Sep-09	1094	1136	104%
Oct-09	1108	1214	110%
Nov-09	1573	952	61%
Dec-09	1614	927	57%
Avg	1196	1101	92%
Total	14352	13210	



# CUYAHOGA COUNTY COMMON PLEAS COURT

## Judicial Foreclosure Clearance Rate Year 2010

The Clearance Rate is the number of outgoing cases as a percentage of the number of incoming cases. Clearance rate measures whether the court is keeping up with its incoming caseload. If cases are not disposed in a timely manner, a backlog of cases awaiting disposition will grow. A Clearance Rate of 100% indicates that at least as many cases as have been filed, reopened, or reactivated in a period have been disposed.

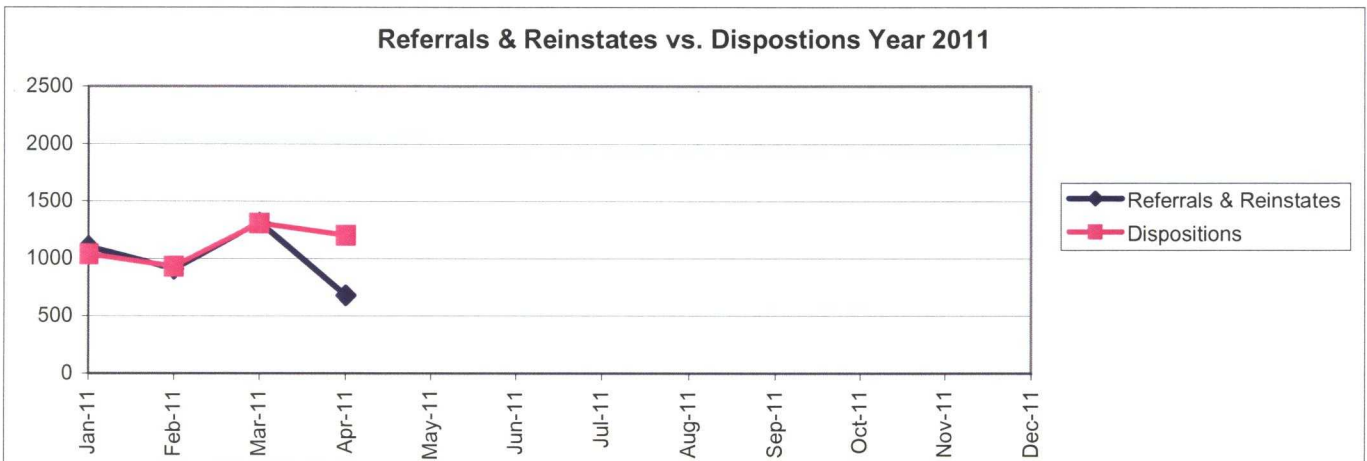


	Referrals & Reinstates	Dispositions	Clearance Rate
Jan-10	1231	1077	87%
Feb-10	1047	970	93%
Mar-10	1434	1170	82%
Apr-10	1177	1010	86%
May-10	999	1331	133%
Jun-10	1170	1295	111%
Jul-10	1029	1322	128%
Aug-10	1058	1262	119%
Sep-10	1060	1391	131%
Oct-10	948	1211	128%
Nov-10	978	1244	127%
Dec-10	768	935	122%
Avg	1075	1185	110%
Total	12899	14218	

# CUYAHOGA COUNTY COMMON PLEAS COURT

## Judicial Foreclosure Clearance Rate Year 2011

The Clearance Rate is the number of outgoing cases as a percentage of the number of incoming cases. Clearance rate measures whether the court is keeping up with its incoming caseload. If cases are not disposed in a timely manner, a backlog of cases awaiting disposition will grow. A Clearance Rate of 100% indicates that at least as many cases as have been filed, reopened, or reactivated in a period have been disposed.

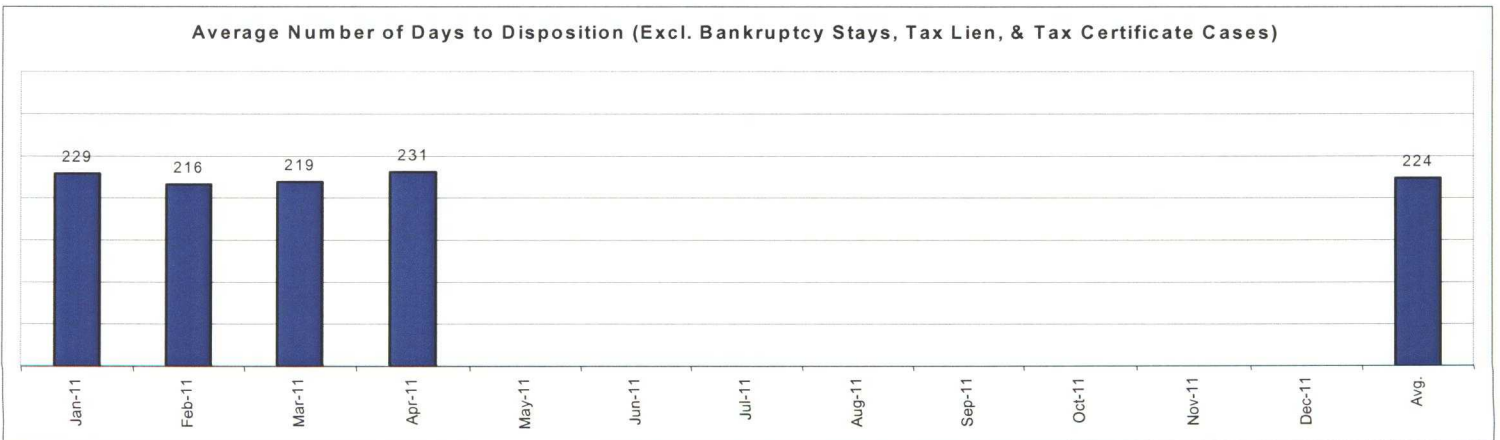
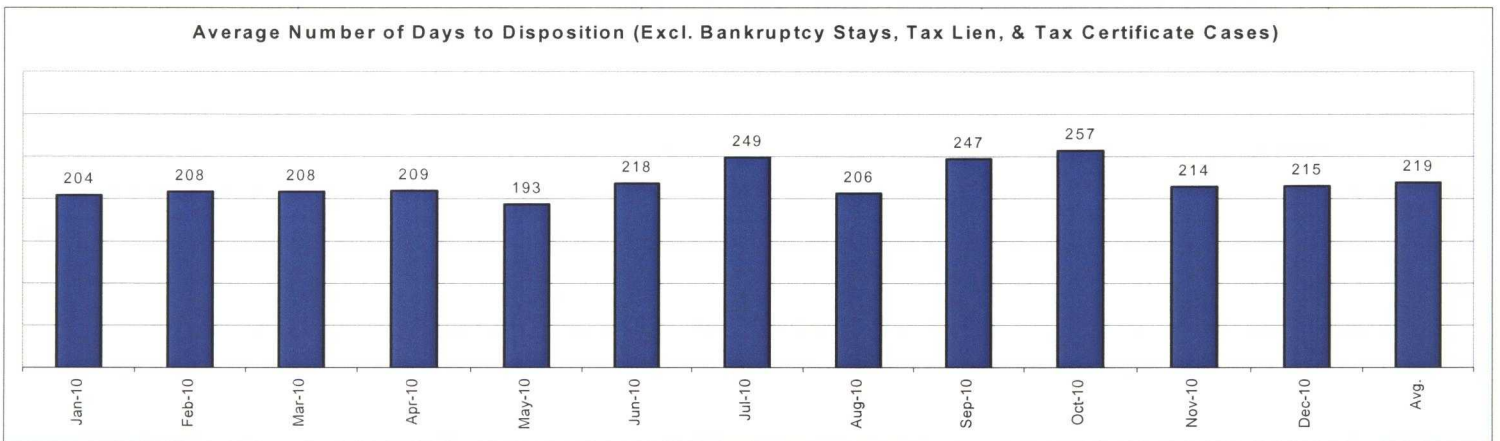


	Referrals & Reinstates	Dispositions	Clearance Rate
Jan-11	1099	1037	94%
Feb-11	906	930	103%
Mar-11	1309	1304	100%
Apr-11	677	1199	177%
May-11			
Jun-11			
Jul-11			
Aug-11			
Sep-11			
Oct-11			
Nov-11			
Dec-11			
<b>Avg</b>	<b>998</b>	<b>1118</b>	<b>112%</b>
<b>Total</b>	<b>3991</b>	<b>4470</b>	

# CUYAHOGA COUNTY COMMON PLEAS COURT

## Avg. Number of Days to Disp. (Excl. Bank. Stays & Tax Lien & Tax Cert.)

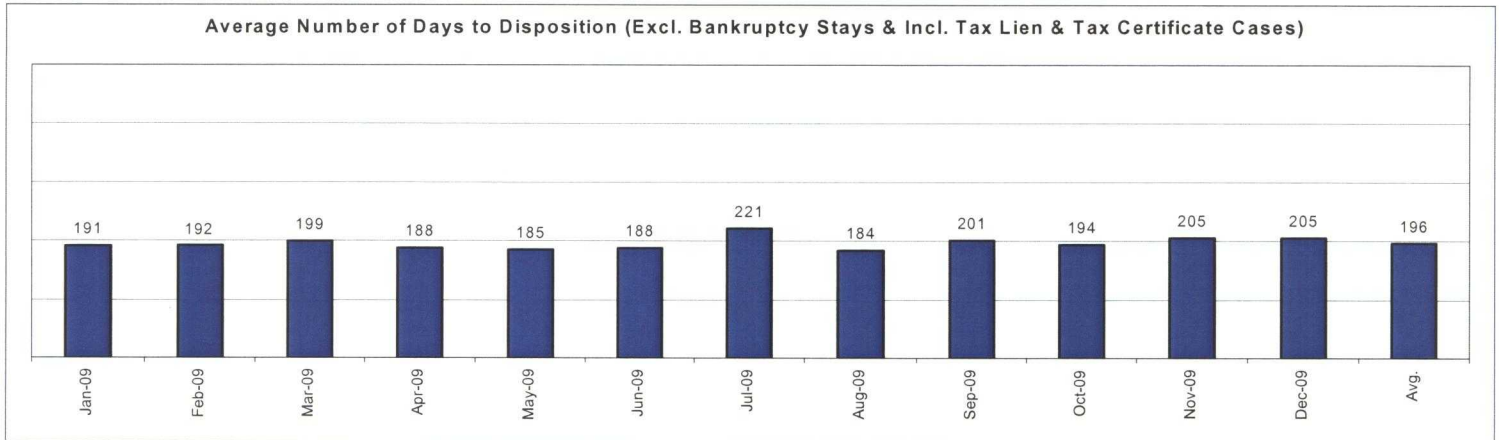
The average number of days to disposition is the number of days from filing to a final disposition entry being filed with the Clerk of Court. The data sample is based on all judicial foreclosure cases terminated by decree or dismissal (cases terminated by bankruptcy are not included) in a month. Each case is examined to determine the number of days between filing and termination with the periods that a case may have been in bankruptcy subtracted. Adding the total days of all of the cases minus bankruptcy periods and dividing by the total number of cases calculates the average. In the following chart, tax judicial foreclosure cases are excluded.



# CUYAHOGA COUNTY COMMON PLEAS COURT

## Avg. Number of Days to Disp. (Excl. Bank. Stays & Incl. Tax Lien & Tax Cert.)

The average number of days to disposition is the number of days from filing to a final disposition entry being filed with the Clerk of Court. The data sample is based on all Judicial Foreclosure cases terminated by decree or dismissal (cases terminated by bankruptcy are not included) in a month. Each case is examined to determine the number of days between filing and termination with the periods that a case may have been in bankruptcy subtracted. Adding the total days of all of the cases minus bankruptcy periods and dividing by the total number of cases calculates the average. In the following chart, all types of Judicial Foreclosure cases are included.

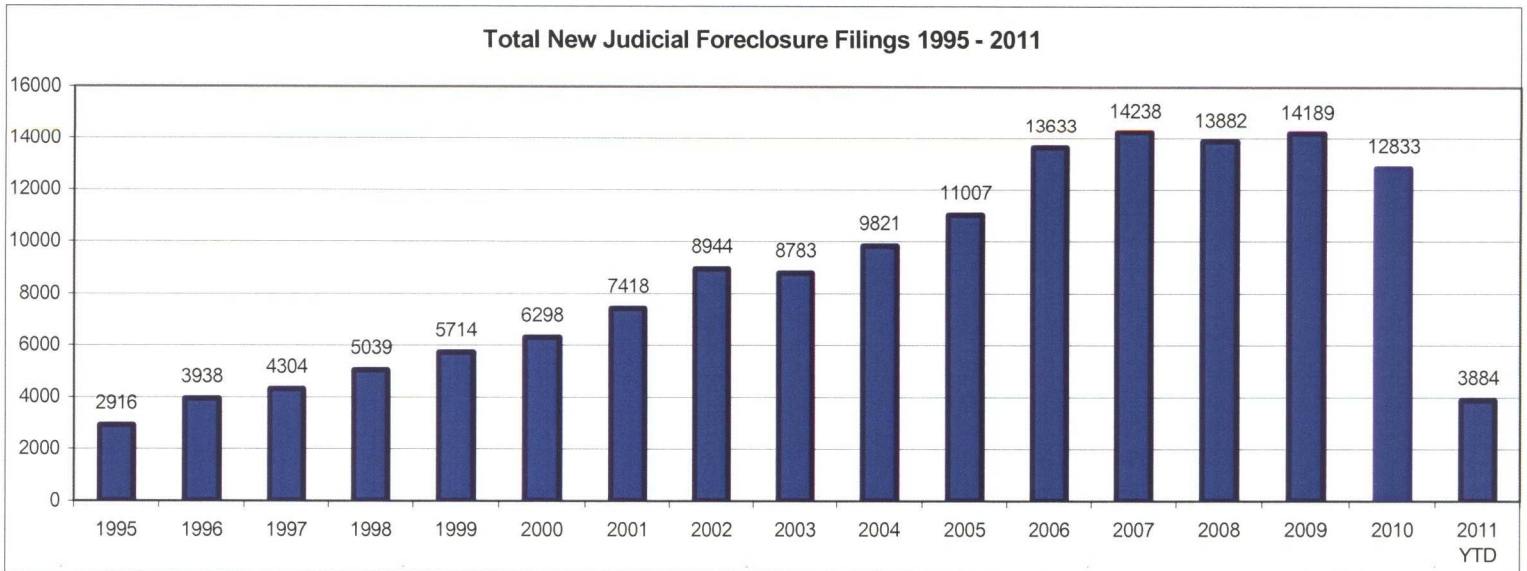


# CUYAHOGA COUNTY COMMON PLEAS COURT

## Total New Judicial Foreclosure Filings

The following charts are provided as a historical view of new judicial foreclosure filings.

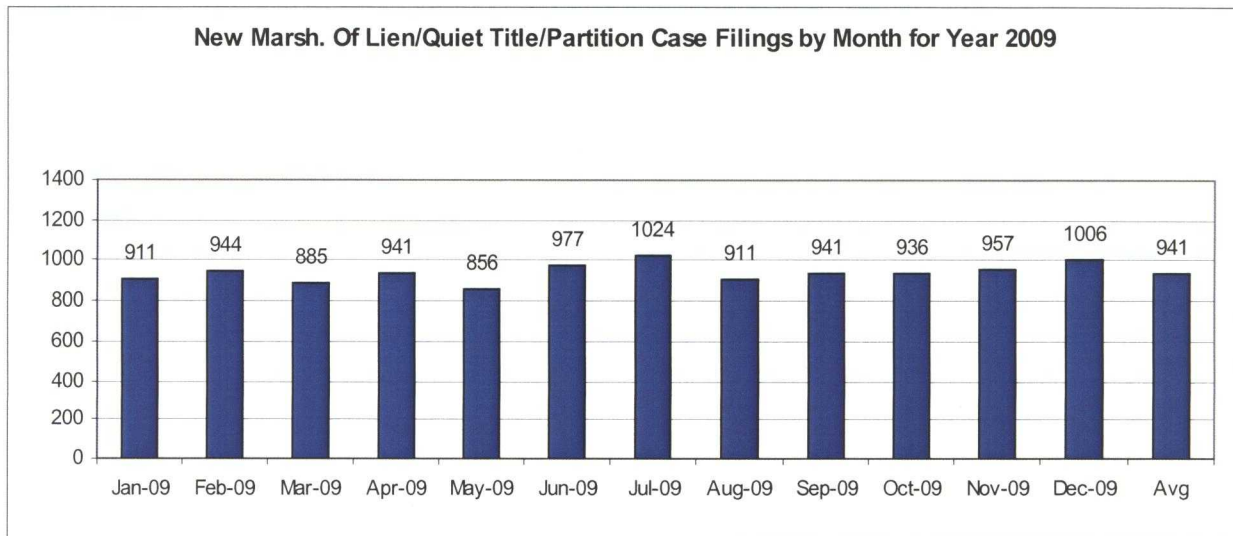
1. Total New Judicial Foreclosure Filings from 1995 – 2011 by year
2. Total New Marsh of Lien/Quiet Title/Partition Filings from 2009 – 2011 by month
3. Total New Tax Lien & Tax Certificate Filings for 2009 – 2011 by month
4. Total New Judicial Foreclosure Filings from 2009 – 2011 by month



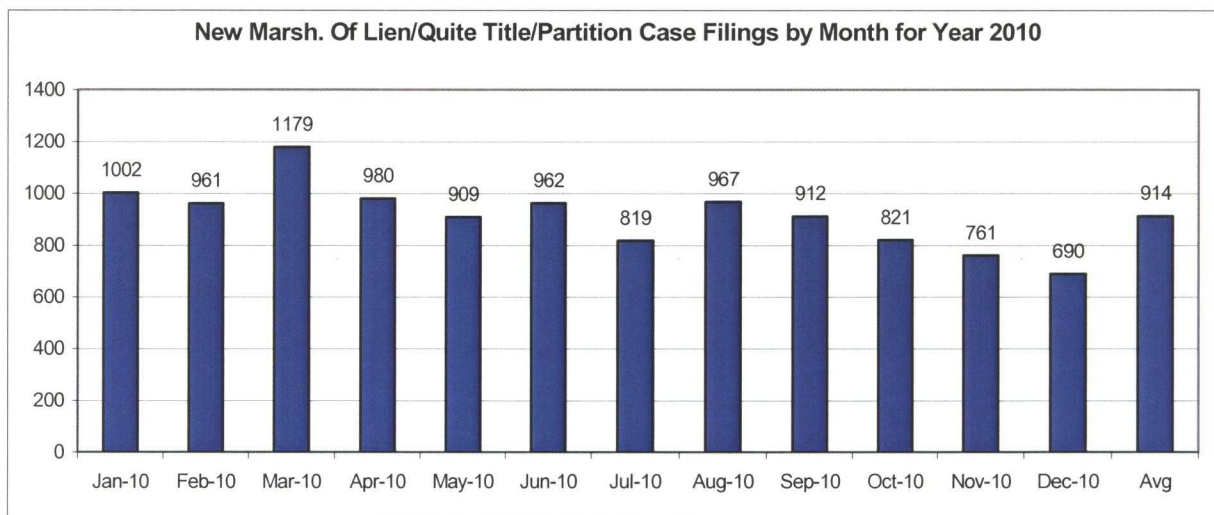
# CUYAHOGA COUNTY COMMON PLEAS COURT

## New Marsh. of Lien/Quiet Title/Partition Filings by Month for 2009 – 2011 YTD

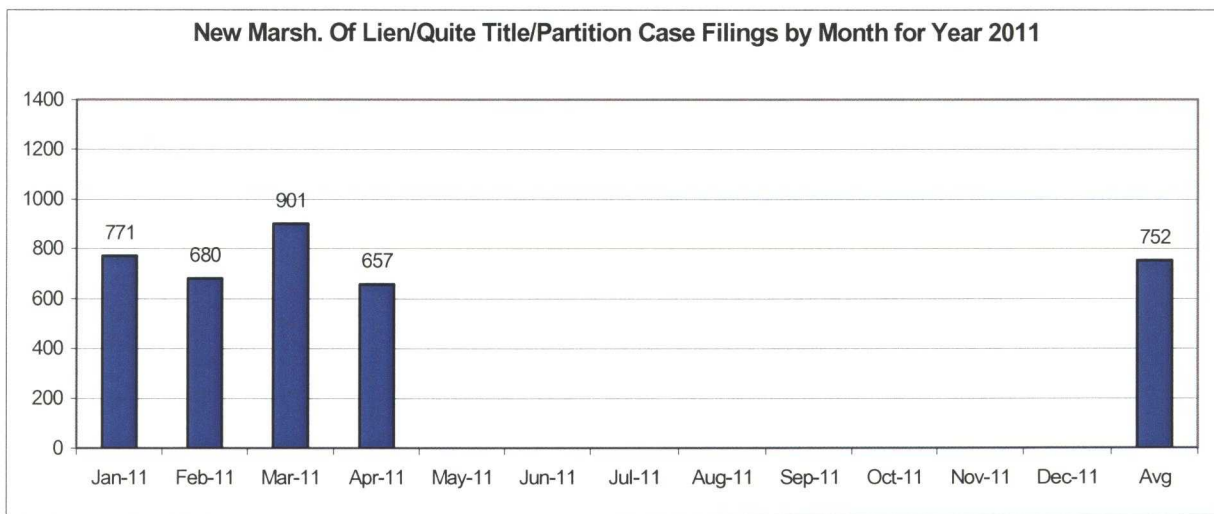
Month	# Filings
Jan-09	911
Feb-09	944
Mar-09	885
Apr-09	941
May-09	856
Jun-09	977
Jul-09	1024
Aug-09	911
Sep-09	941
Oct-09	936
Nov-09	957
Dec-09	1006
Avg	941
Total	11289



Month	# Filings
Jan-10	1002
Feb-10	961
Mar-10	1179
Apr-10	980
May-10	909
Jun-10	962
Jul-10	819
Aug-10	967
Sep-10	912
Oct-10	821
Nov-10	761
Dec-10	690
Avg	914
Total	10963



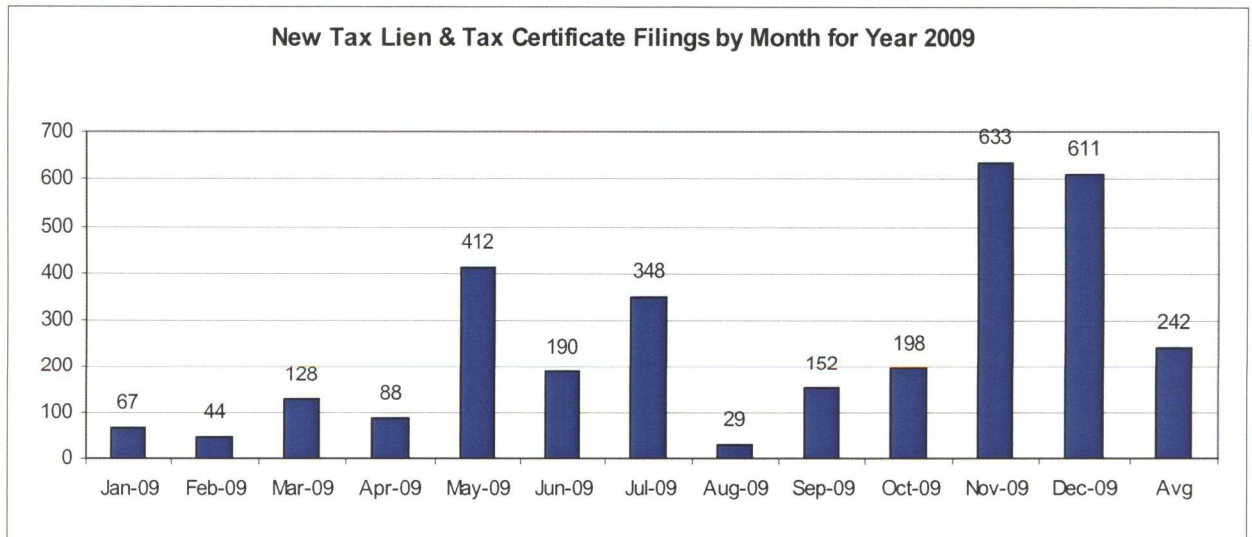
Month	# Filings
Jan-11	771
Feb-11	680
Mar-11	901
Apr-11	657
May-11	
Jun-11	
Jul-11	
Aug-11	
Sep-11	
Oct-11	
Nov-11	
Dec-11	
Avg	752
Total	3009



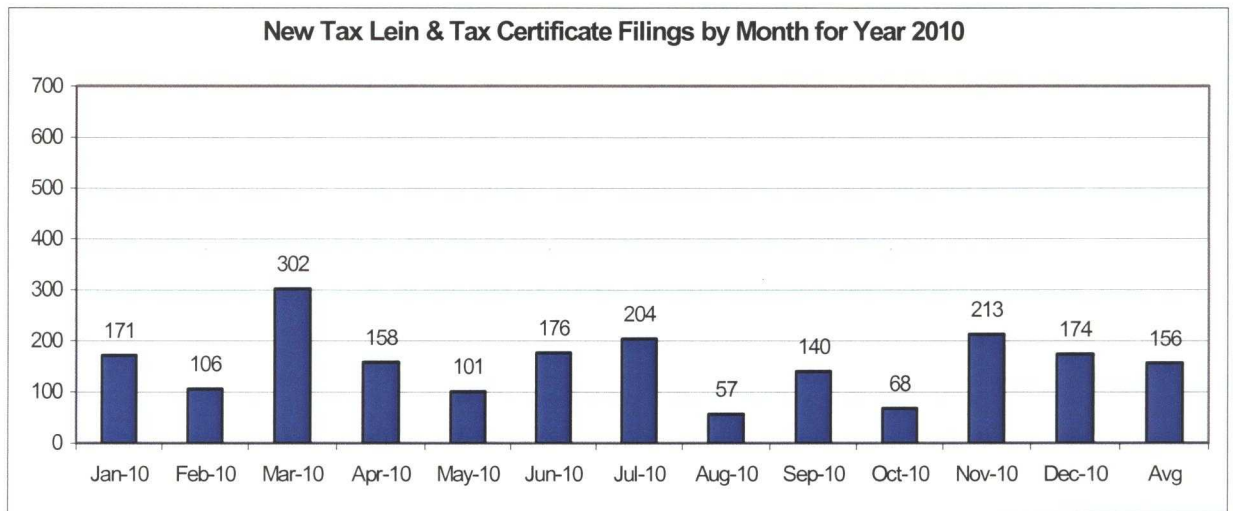
# CUYAHOGA COUNTY COMMON PLEAS COURT

## New Tax Lien & Certificate Filings by Month for Year 2009 – 2011 YTD

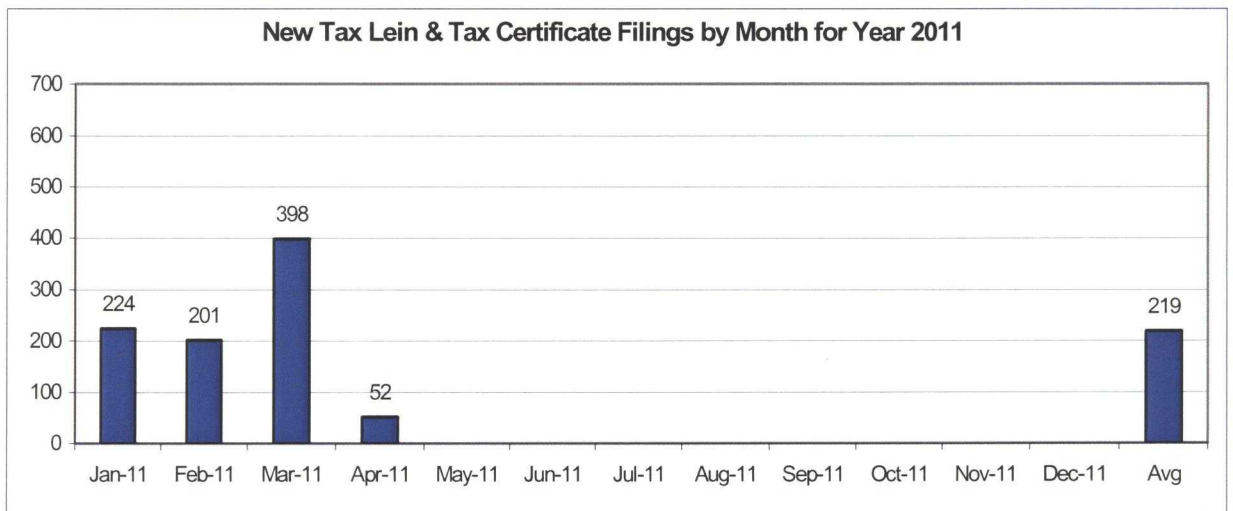
Month	# Filings
Jan-09	67
Feb-09	44
Mar-09	128
Apr-09	88
May-09	412
Jun-09	190
Jul-09	348
Aug-09	29
Sep-09	152
Oct-09	198
Nov-09	633
Dec-09	611
Avg	242
Total	2900



Month	# Filings
Jan-10	171
Feb-10	106
Mar-10	302
Apr-10	158
May-10	101
Jun-10	176
Jul-10	204
Aug-10	57
Sep-10	140
Oct-10	68
Nov-10	213
Dec-10	174
Avg	156
Total	1870



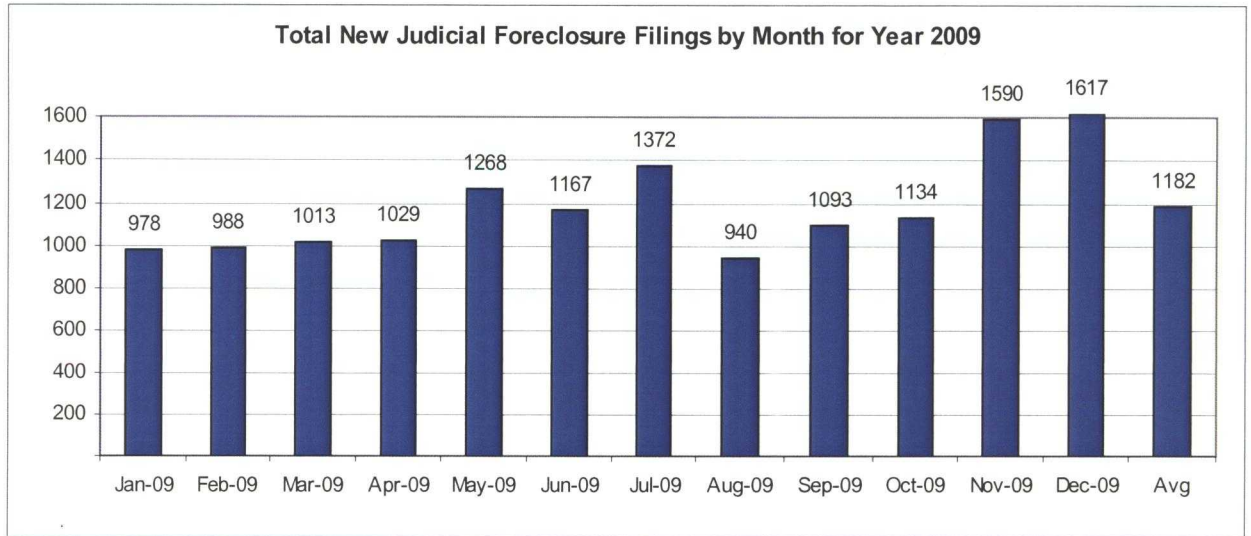
Month	# Filings
Jan-11	224
Feb-11	201
Mar-11	398
Apr-11	52
May-11	
Jun-11	
Jul-11	
Aug-11	
Sep-11	
Oct-11	
Nov-11	
Dec-11	
Avg	219
Total	875



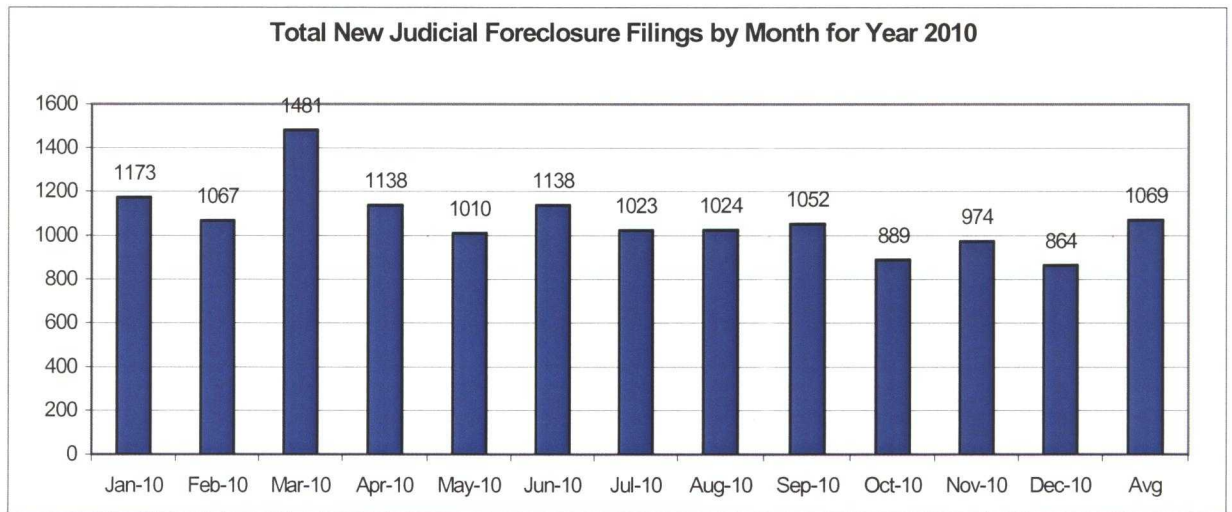
# CUYAHOGA COUNTY COMMON PLEAS COURT

## Total New Judicial Foreclosure Filings by Month for Year 2009 – 2011 YTD

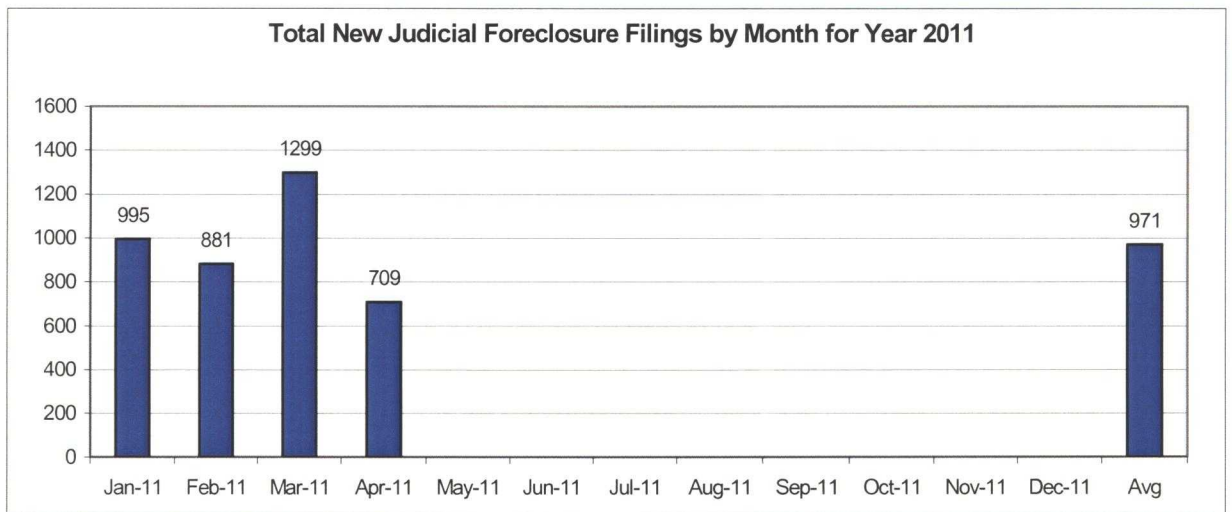
Month	# Filings
Jan-09	978
Feb-09	988
Mar-09	1013
Apr-09	1029
May-09	1268
Jun-09	1167
Jul-09	1372
Aug-09	940
Sep-09	1093
Oct-09	1134
Nov-09	1590
Dec-09	1617
Avg	1182
Total	14189



Month	# Filings
Jan-10	1173
Feb-10	1067
Mar-10	1481
Apr-10	1138
May-10	1010
Jun-10	1138
Jul-10	1023
Aug-10	1024
Sep-10	1052
Oct-10	889
Nov-10	974
Dec-10	864
Avg	1069
Total	12833



Month	# Filings
Jan-11	995
Feb-11	881
Mar-11	1299
Apr-11	709
May-11	
Jun-11	
Jul-11	
Aug-11	
Sep-11	
Oct-11	
Nov-11	
Dec-11	
Avg	971
Total	3884





**Magistrate's Monthly Reports**

The Magistrates' Monthly Report consists of 5 reports. Below is a description of each.

**Magistrate's Monthly Supplemental Journal Entry Report (R415)**

Retrieves total number of supplemental entries and Decrees of Confirmation of Sheriff's sale created during a specific period. A supplemental entry is any journal created by a magistrate, which does not close out a case. For example, any magistrate's order (MG) setting a hearing, any journal entry (JE) ruling on a motion, journals confirming Sheriff's sales, etc.).

**Magistrate's Full Disposition Count by Magistrate Report (R413)**

Retrieves total number of cases disposed of during a specific period. The dispositions are grouped by Magistrate and then broken down by the type of disposition (i. e. Default, Dismissed with Prejudice, Dismissed without Prejudice, etc.) This report can be printed three different ways. Including tax cases (Full Dispositions), excluding tax cases (Non-Tax Dispositions), and Tax cases only (Tax Dispositions).

**Magistrate's Monthly Cases Referred/Reinstated Report (R418)**

Retrieves newly filed cases referred to the Magistrates Dept. and cases previously disposed by the Magistrates Dept. that are reinstated and re-referred to the magistrates. The cases are separated by Tax (filing code 1465; Tax Judicial Foreclosure & 1466; Tax Certificate Judicial Foreclosure) and Non-Tax (1460; Judicial Foreclosure Marsh. Of Lien, 1480; Partition, 1470; Quiet Title, misc. (i. e. 1391; Contract Other, etc.).

**Magistrate's Monthly Hearing Totals Report (R3146)**

Retrieves total number of hearings held during one month. The hearings are grouped by Magistrate and then broken down by what type hearing was held (i. e. Default, Pretrial, etc.).

**Magistrate's Monthly Case Load Report (R3147)**

Retrieves individual caseload totals for individual magistrates during a specific period. The cases are grouped by magistrate and then broken down by case type (i. e. tax judicial foreclosure, tax certificate judicial foreclosure and non-tax judicial foreclosure).

CUYAHOGA COUNTY COURT OF COMMON PLEAS

DATE: 05/17/2011  
TIME: 3:27 PM

OFFICE OF THE MAGISTRATES  
MAGISTRATE'S MONTHLY SUPPLEMENTALS BY CASE  
REPORTING PERIOD: APRIL 2011

PAGE: 1  
CMSR415D

---

**SUPPLEMENTALS**

AUGUSTYN	359
BAKER	422
BUCHA	337
CUTHBERT	430
DYKE	427
GAUNTNER	462
GONZALEZ	451
HIPPLEY	308
JACKSON	333
KLEIN	263
LUCAS	225
OLSZTYN	550
VOZAR	453
WEISS	325
UNACCOUNTED FOR	0

**TOTAL** 5345

**CONFIRMATIONS**

**TOTAL** 190

**CUYAHOGA COUNTY COURT OF COMMON PLEAS**

OFFICE OF THE MAGISTRATES

**Full Disposition Count by Magistrate**

REPORTING PERIOD: FROM 04/01/2011 TO 04/30/2011

DATE: 05/17/2011

TIME: 3:30 PM

PAGE: 1

CMSR413

MagID	Dispose Type	Tax Cert.	Tax Treas.	Total
<b>KCA</b>				
	Bank	0	0	4
	Def	0	0	13
	Dism	0	0	41
	Ref. Vacate	0	0	0
	Court Trial	0	0	0
	Other	0	0	2
	<b><u>MAG'S TOTAL</u></b>	<b>0</b>	<b>0</b>	<b><u>60</u></b>

Decrees	495
Defaults	282
Other	213
Court Trial	0
Dismissals	623
Bankruptcy	81
Ref. Vacated	0
<b>Grand Total</b>	<b>1199</b>

<b>GDB</b>				
	Bank	0	0	7
	Def	0	0	10
	Dism	0	0	36
	Ref. Vacate	0	0	0
	Court Trial	0	0	0
	Other	0	0	4
	<b><u>MAG'S TOTAL</u></b>	<b>0</b>	<b>0</b>	<b><u>57</u></b>

<b>SMB</b>				
	Bank	0	0	6
	Def	0	0	17
	Dism	0	0	28
	Ref. Vacate	0	0	0
	Court Trial	0	0	0
	Other	0	1	5
	<b><u>MAG'S TOTAL</u></b>	<b>0</b>	<b>1</b>	<b><u>56</u></b>

<b>ARC</b>				
	Bank	0	0	11
	Def	0	0	17
	Dism	0	0	48
	Ref. Vacate	0	0	0
	Court Trial	0	0	0
	Other	0	0	2
	<b><u>MAG'S TOTAL</u></b>	<b>0</b>	<b>0</b>	<b><u>78</u></b>

<b>JTD</b>				
	Bank	0	0	8
	Def	0	0	23
	Dism	1	0	58
	Ref. Vacate	0	0	0
	Court Trial	0	0	0
	Other	0	1	7
	<b><u>MAG'S TOTAL</u></b>	<b>1</b>	<b>1</b>	<b><u>96</u></b>

<b>TMG</b>				
	Bank	0	0	10
	Def	0	0	27
	Dism	0	0	63
	Ref. Vacate	0	0	0
	Court Trial	0	0	0
	Other	0	0	7
	<b><u>MAG'S TOTAL</u></b>	<b>0</b>	<b>0</b>	<b><u>107</u></b>

<b>TG</b>				
	Bank	0	0	8
	Def	0	0	26
	Dism	0	0	70
	Ref. Vacate	0	0	0
	Court Trial	0	0	0
	Other	0	0	0
	<b><u>MAG'S TOTAL</u></b>	<b>0</b>	<b>0</b>	<b><u>104</u></b>

<b>KH</b>				
	Bank	0	0	7
	Def	0	0	21
	Dism	0	0	55

DATE: 05/17/2011

TIME: 3:30 PM

CUYAHOGA COUNTY COURT OF COMMON PLEAS

OFFICE OF THE MAGISTRATES

Full Disposition Count by Magistrate

REPORTING PERIOD: FROM 04/01/2011 TO 04/30/2011

PAGE: 2

CMSR413

MagID	Dispose Type	Tax Cert.	Tax Treas.	Total
	Ref. Vacate	0	0	0
	Court Trial	0	0	0
	Other	0	0	2
	<b>MAG'S TOTAL</b>	<b>0</b>	<b>0</b>	<b>85</b>
<hr/>				
JLJ	Bank	0	0	5
	Def	0	0	32
	Dism	0	0	38
	Ref. Vacate	0	0	0
	Court Trial	0	0	0
	Other	0	0	6
	<b>MAG'S TOTAL</b>	<b>0</b>	<b>0</b>	<b>81</b>
<hr/>				
MK	Bank	0	0	1
	Def	0	0	14
	Dism	0	0	28
	Ref. Vacate	0	0	0
	Court Trial	0	0	0
	Other	0	0	2
	<b>MAG'S TOTAL</b>	<b>0</b>	<b>0</b>	<b>45</b>
<hr/>				
PL	Bank	0	0	0
	Def	10	0	10
	Dism	4	9	13
	Ref. Vacate	0	0	0
	Court Trial	0	0	0
	Other	0	89	89
	<b>MAG'S TOTAL</b>	<b>14</b>	<b>98</b>	<b>112</b>
<hr/>				
CEO	Bank	0	0	3
	Def	0	0	17
	Dism	0	0	65
	Ref. Vacate	0	0	0
	Court Trial	0	0	0
	Other	0	0	3
	<b>MAG'S TOTAL</b>	<b>0</b>	<b>0</b>	<b>88</b>
<hr/>				
TJV	Bank	0	0	7
	Def	4	0	37
	Dism	3	0	41
	Ref. Vacate	0	0	0
	Court Trial	0	0	0
	Other	0	3	6
	<b>MAG'S TOTAL</b>	<b>7</b>	<b>3</b>	<b>91</b>
<hr/>				
CW	Bank	2	2	4
	Def	18	0	18
	Dism	33	6	39
	Ref. Vacate	0	0	0
	Court Trial	0	0	0
	Other	1	77	78
	<b>MAG'S TOTAL</b>	<b>54</b>	<b>85</b>	<b>139</b>

**CUYAHOGA COUNTY COURT OF COMMON PLEAS**

DATE: 05/17/2011  
 TIME: 03:30 PM

OFFICE OF THE MAGISTRATES  
 MAGISTRATE'S MONTHLY REF/REIN CASES  
 FROM 04/01/2011 TO 04/30/2011

CMSR418

MAGISTRATE	NEW REFERRALS				REINSTATED			
	Tax Treas.	Tax Cert.	Non-Tax	Total	Tax Treas.	Tax Cert.	Non-Tax	Total
<u>AUGUSTYN/KEVIN/C</u>	0	0	36	36	0	0	1	1
<u>BAKER/GAIL/D</u>	0	0	53	53	0	0	4	4
<u>BUCHA/STEPHEN/M</u>	0	0	36	36	0	0	2	2
<u>CUTHBERT/AMY/R</u>	0	0	51	51	0	0	4	4
<u>DYKE/JOHN/T</u>	3	0	58	61	0	0	7	7
<u>GAUNTNER/TIMOTHY/M</u>	0	0	57	57	0	0	2	2
<u>GONZALEZ/TRACEY/</u>	0	0	51	51	0	0	3	3
<u>HIPPLEY/KEVIN/</u>	0	0	53	53	0	0	9	9
<u>JACKSON/JIM/L</u>	0	0	48	48	0	0	3	3
<u>KLEIN/MONICA/</u>	0	0	51	51	0	0	4	4
<u>LUCAS/PAUL/</u>	20	0	0	20	2	0	0	2
<u>OLSZTYN/CHRISTOPHER/E</u>	0	0	51	51	0	0	3	3
<u>VOZAR/THOMAS/J</u>	1	0	34	35	0	0	8	8
<u>WEISS/CAROL/</u>	20	0	0	20	1	1	0	2
<b><u>TOTAL</u></b>	44	0	579	623	3	1	50	54
<b><u>COMBINED TOTAL</u></b>	677							

**CUYAHOGA COUNTY COURT OF COMMON PLEAS**

**OFFICE OF THE MAGISTRATES**

**MAG MONTHLY HEARING TOTALS**

Reporting Period: April 2011

DATE: 05/17/2011  
TIME: 03:30 PM

PAGE: 1  
CMSR3146

Monthly Hearing Total      856

AUGUSTYN	
Default Hearings	21
Tax Hearings	0
Pretrials	7
<hr/>	
TOTAL:	28
BAKER	
Default Hearings	43
Tax Hearings	0
Pretrials	19
<hr/>	
TOTAL:	62
BUCHA	
Default Hearings	24
Tax Hearings	1
Pretrials	24
<hr/>	
TOTAL:	49
CUTHBERT	
Default Hearings	54
Tax Hearings	0
Pretrials	23
<hr/>	
TOTAL:	77
DYKE	
Default Hearings	42
Tax Hearings	0
Pretrials	5
<hr/>	
TOTAL:	47
GAUNTNER	
Default Hearings	46
Tax Hearings	0
Pretrials	25
<hr/>	
TOTAL:	71
GONZALEZ	
Default Hearings	53
Tax Hearings	0
Pretrials	15
<hr/>	
TOTAL:	68
HIPPLEY	
Default Hearings	39
Tax Hearings	0
Pretrials	2
<hr/>	
TOTAL:	41
JACKSON	
Default Hearings	47
Tax Hearings	0
Pretrials	18
<hr/>	
TOTAL:	65
KLEIN	
Default Hearings	31
Tax Hearings	0
Pretrials	10
<hr/>	

CUYAHOGA COUNTY COURT OF COMMON PLEAS

OFFICE OF THE MAGISTRATES

MAG MONTHLY HEARING TOTALS

Reporting Period: April 2011

DATE: 05/17/2011

TIME: 03:30 PM

PAGE: 2  
CMSR3146

---

TOTAL:	41
LUCAS	
Default Hearings	3
Tax Hearings	70
Pretrials	25
<hr/>	
TOTAL:	98
OLSZTYN	
Default Hearings	36
Tax Hearings	0
Pretrials	16
<hr/>	
TOTAL:	52
VOZAR	
Default Hearings	32
Tax Hearings	3
Pretrials	23
<hr/>	
TOTAL:	58
WEISS	
Default Hearings	1
Tax Hearings	77
Pretrials	21
<hr/>	
TOTAL:	99

**CUYAHOGA COUNTY COURT OF COMMON PLEAS**

DATE: 05/17/2011  
 TIME: 3:32 PM

Office of the Magistrates  
 Magistrate's Monthly Case Load  
 MONTH: APRIL 2011

PAGE: 1  
 CMSR3147

Magistrate Name	Non Tax Total	Tax Cert.	Tax Treas.	Total Tax	Total Cases
AUGUSTYN	252	0	0	0	252
BAKER	521	0	0	0	521
BUCHA	358	4	4	8	366
CUTHBERT	529	0	0	0	529
DYKE	448	23	16	39	487
GAUNTNER	511	0	0	0	511
GONZALEZ	604	0	0	0	604
HIPPLEY	769	1	0	1	770
JACKSON	568	1	0	1	569
KLEIN	543	0	0	0	543
LUCAS	6	607	485	1092	1098
OLSZTYN	438	0	0	0	438
VOZAR	527	32	15	47	574
WEISS	0	474	416	890	890
<b>Non Tax Total:</b>	<b>6074</b>	<b>Cert.Tax Total: 1142</b>	<b>Tax Treas. Total: 936</b>	<b>Total Tax: 2078</b>	<b>Total Cases: 8152</b>



# CUYAHOGA COUNTY COMMON PLEAS COURT

## Report CMSR1062 - Judicial Foreclosure Statistics by Judge

Report CMSR1062 provides a list of judicial foreclosure case activity for each Judge. The report identifies how many cases were pending at the beginning of the period. The new cases filed and cases that were transferred in or reactivated are added to the number pending at the beginning of the period. It then shows the type and number of terminations for the period. The total terminations are subtracted from the total pending which provides the pending at the end of the period.

# CUYAHOGA COUNTY COURT OF COMMON PLEAS

DATE: 05/17/2011  
TIME: 03:44 PM

Foreclosure Statistics by Judge  
Reporting Period: April 2011

PAGE: 1  
CMSR1062

**Judge**

<b>AMBROSE, DICK</b>							
	Pending at Beg of Period		New Cases Filed		Cases Transferred In / Reactivated		Total
	187		21		14		222
Terminations							
	Bankruptcy	Default	RefVacated	Court Trial	Dismiss	Other	Total
	1	6	0	0	21	8	36
	Total Pending at End of Period						186
<b>ASTRAB, MICHAEL</b>							
	Pending at Beg of Period		New Cases Filed		Cases Transferred In / Reactivated		Total
	257		24		6		287
Terminations							
	Bankruptcy	Default	RefVacated	Court Trial	Dismiss	Other	Total
	1	6	0	0	13	19	39
	Total Pending at End of Period						248
<b>BURNSIDE, JANET R</b>							
	Pending at Beg of Period		New Cases Filed		Cases Transferred In / Reactivated		Total
	229		27		17		273
Terminations							
	Bankruptcy	Default	RefVacated	Court Trial	Dismiss	Other	Total
	4	8	0	0	17	15	44
	Total Pending at End of Period						229
<b>CALABRESE, DEENA R</b>							
	Pending at Beg of Period		New Cases Filed		Cases Transferred In / Reactivated		Total
	235		23		12		270
Terminations							
	Bankruptcy	Default	RefVacated	Court Trial	Dismiss	Other	Total
	1	5	0	0	12	12	30
	Total Pending at End of Period						240
<b>CLANCY, MAUREEN</b>							
	Pending at Beg of Period		New Cases Filed		Cases Transferred In / Reactivated		Total
	268		14		16		298
Terminations							
	Bankruptcy	Default	RefVacated	Court Trial	Dismiss	Other	Total
	1	13	0	0	46	14	74
	Total Pending at End of Period						224
<b>CORRIGAN, BRIAN J</b>							
	Pending at Beg of Period		New Cases Filed		Cases Transferred In / Reactivated		Total
	228		28		10		266
Terminations							
	Bankruptcy	Default	RefVacated	Court Trial	Dismiss	Other	Total
	4	8	0	0	15	16	43
	Total Pending at End of Period						223
<b>CORRIGAN, PETER J</b>							
	Pending at Beg of Period		New Cases Filed		Cases Transferred In / Reactivated		Total
	194		16		20		230
Terminations							
	Bankruptcy	Default	RefVacated	Court Trial	Dismiss	Other	Total
	0	4	0	0	26	11	41
	Total Pending at End of Period						189
<b>DONNELLY, MICHAEL P</b>							

## CUYAHOGA COUNTY COURT OF COMMON PLEAS

DATE: 05/17/2011  
TIME: 03:44 PM

Foreclosure Statistics by Judge  
Reporting Period: April 2011

PAGE: 2  
CMSR1062

Judge							
Pending at Beg of Period		New Cases Filed		Cases Transferred In / Reactivated			Total
292		28		8			328
Terminations	Bankruptcy	Default	RefVacated	Court Trial	Dismiss	Other	Total
	2	8	0	0	13	25	48
Total Pending at End of Period							280
FRIEDLAND, CAROLYN B							
Pending at Beg of Period		New Cases Filed		Cases Transferred In / Reactivated			Total
203		20		16			239
Terminations	Bankruptcy	Default	RefVacated	Court Trial	Dismiss	Other	Total
	5	13	0	0	14	19	51
Total Pending at End of Period							188
FRIEDMAN, STUART A							
Pending at Beg of Period		New Cases Filed		Cases Transferred In / Reactivated			Total
314		20		14			348
Terminations	Bankruptcy	Default	RefVacated	Court Trial	Dismiss	Other	Total
	3	9	0	0	21	18	51
Total Pending at End of Period							297
FUERST, NANCY A							
Pending at Beg of Period		New Cases Filed		Cases Transferred In / Reactivated			Total
151		5		14			170
Terminations	Bankruptcy	Default	RefVacated	Court Trial	Dismiss	Other	Total
	2	10	0	0	8	7	27
Total Pending at End of Period							143
GALLAGHER, EILEEN A							
Pending at Beg of Period		New Cases Filed		Cases Transferred In / Reactivated			Total
2		0		8			10
Terminations	Bankruptcy	Default	RefVacated	Court Trial	Dismiss	Other	Total
	0	1	0	0	2	0	3
Total Pending at End of Period							7
GALLAGHER, EILEEN T							
Pending at Beg of Period		New Cases Filed		Cases Transferred In / Reactivated			Total
190		20		15			225
Terminations	Bankruptcy	Default	RefVacated	Court Trial	Dismiss	Other	Total
	3	5	0	0	13	14	35
Total Pending at End of Period							190
GALLAGHER, HOLLIE L							
Pending at Beg of Period		New Cases Filed		Cases Transferred In / Reactivated			Total
195		20		21			236
Terminations	Bankruptcy	Default	RefVacated	Court Trial	Dismiss	Other	Total
	2	8	0	0	23	17	50
Total Pending at End of Period							186
GAUL, DANIEL							

# CUYAHOGA COUNTY COURT OF COMMON PLEAS

DATE: 05/17/2011  
TIME: 03:44 PM

Foreclosure Statistics by Judge  
Reporting Period: April 2011

PAGE: 3  
CMSR1062

**Judge**

		Pending at Beg of Period	New Cases Filed			Cases Transferred In / Reactivated			Total
		306	24			13			343
Terminations	Bankruptcy	2	Default	RefVacated	Court Trial	Dismiss	Other	Total	
			16	0	0	21	9	48	
Total Pending at End of Period								295	
		247	26			16			289
Terminations	Bankruptcy	1	Default	RefVacated	Court Trial	Dismiss	Other	Total	
			8	0	0	19	15	43	
Total Pending at End of Period								246	
		229	22			12			263
Terminations	Bankruptcy	2	Default	RefVacated	Court Trial	Dismiss	Other	Total	
			1	0	0	16	18	37	
Total Pending at End of Period								226	
		138	29			3			170
Terminations	Bankruptcy	2	Default	RefVacated	Court Trial	Dismiss	Other	Total	
			4	0	0	19	10	35	
Total Pending at End of Period								135	
		220	12			8			240
Terminations	Bankruptcy	2	Default	RefVacated	Court Trial	Dismiss	Other	Total	
			10	0	0	23	10	45	
Total Pending at End of Period								195	
		227	24			18			269
Terminations	Bankruptcy	1	Default	RefVacated	Court Trial	Dismiss	Other	Total	
			12	0	0	22	12	47	
Total Pending at End of Period								222	
		218	22			24			264
Terminations	Bankruptcy	3	Default	RefVacated	Court Trial	Dismiss	Other	Total	
			14	0	0	15	14	46	
Total Pending at End of Period								218	

# CUYAHOGA COUNTY COURT OF COMMON PLEAS

DATE: 05/17/2011  
TIME: 03:44 PM

Foreclosure Statistics by Judge  
Reporting Period: April 2011

PAGE: 4  
CMSR1062

**Judge**

Pending at Beg of Period		New Cases Filed			Cases Transferred In / Reactivated			Total
169		16			9			194
Terminations	Bankruptcy	Default	RefVacated	Court Trial	Dismiss	Other	Total	
	1	5	0	0	7	10	23	
Total Pending at End of Period							171	
Pending at Beg of Period		New Cases Filed			Cases Transferred In / Reactivated			Total
202		13			8			223
Terminations	Bankruptcy	Default	RefVacated	Court Trial	Dismiss	Other	Total	
	2	12	0	0	11	13	38	
Total Pending at End of Period							185	
Pending at Beg of Period		New Cases Filed			Cases Transferred In / Reactivated			Total
212		27			10			249
Terminations	Bankruptcy	Default	RefVacated	Court Trial	Dismiss	Other	Total	
	3	10	0	0	22	18	53	
Total Pending at End of Period							196	
Pending at Beg of Period		New Cases Filed			Cases Transferred In / Reactivated			Total
205		17			12			234
Terminations	Bankruptcy	Default	RefVacated	Court Trial	Dismiss	Other	Total	
	2	3	0	0	15	16	36	
Total Pending at End of Period							198	
Pending at Beg of Period		New Cases Filed			Cases Transferred In / Reactivated			Total
225		19			14			258
Terminations	Bankruptcy	Default	RefVacated	Court Trial	Dismiss	Other	Total	
	3	8	0	0	16	24	51	
Total Pending at End of Period							207	
Pending at Beg of Period		New Cases Filed			Cases Transferred In / Reactivated			Total
165		23			6			194
Terminations	Bankruptcy	Default	RefVacated	Court Trial	Dismiss	Other	Total	
	2	9	0	0	20	9	40	
Total Pending at End of Period							154	
Pending at Beg of Period		New Cases Filed			Cases Transferred In / Reactivated			Total
234		23			14			271
Terminations	Bankruptcy	Default	RefVacated	Court Trial	Dismiss	Other	Total	
	5	4	0	0	10	21	40	
Total Pending at End of Period							231	
Pending at Beg of Period		New Cases Filed			Cases Transferred In / Reactivated			Total
165		23			6			194
Terminations	Bankruptcy	Default	RefVacated	Court Trial	Dismiss	Other	Total	
	2	9	0	0	20	9	40	
Total Pending at End of Period							154	

## CUYAHOGA COUNTY COURT OF COMMON PLEAS

DATE: 05/17/2011  
TIME: 03:44 PM

Foreclosure Statistics by Judge  
Reporting Period: April 2011

PAGE: 5  
CMSR1062

**Judge**

Pending at Beg of Period		New Cases Filed		Cases Transferred In / Reactivated			Total
	190		27		17		234
Terminations							
	Bankruptcy 0	Default 8	RefVacated 0	Court Trial 0	Dismiss 6	Other 11	Total 25
Total Pending at End of Period							209
<b>SUSTER, RONALD</b>							
Pending at Beg of Period		New Cases Filed		Cases Transferred In / Reactivated			Total
	256		23		10		289
Terminations							
	Bankruptcy 1	Default 7	RefVacated 0	Court Trial 0	Dismiss 16	Other 21	Total 45
Total Pending at End of Period							244
<b>SUTULA, JOHN D</b>							
Pending at Beg of Period		New Cases Filed		Cases Transferred In / Reactivated			Total
	292		18		13		323
Terminations							
	Bankruptcy 1	Default 5	RefVacated 0	Court Trial 0	Dismiss 27	Other 12	Total 45
Total Pending at End of Period							278
<b>SUTULA, KATHLEEN ANN</b>							
Pending at Beg of Period		New Cases Filed		Cases Transferred In / Reactivated			Total
	240		19		13		272
Terminations							
	Bankruptcy 2	Default 6	RefVacated 0	Court Trial 0	Dismiss 25	Other 19	Total 52
Total Pending at End of Period							220
<b>SYNENBERG, JOAN</b>							
Pending at Beg of Period		New Cases Filed		Cases Transferred In / Reactivated			Total
	243		15		14		272
Terminations							
	Bankruptcy 4	Default 17	RefVacated 0	Court Trial 0	Dismiss 11	Other 16	Total 48
Total Pending at End of Period							224
<b>TERRY, STEVEN J</b>							
Pending at Beg of Period		New Cases Filed		Cases Transferred In / Reactivated			Total
	227		19		12		258
Terminations							
	Bankruptcy 2	Default 9	RefVacated 0	Court Trial 0	Dismiss 21	Other 15	Total 47
Total Pending at End of Period							211
<b>VILLANUEVA, JOSE A</b>							
Pending at Beg of Period		New Cases Filed		Cases Transferred In / Reactivated			Total
	251		25		12		288
Terminations							
	Bankruptcy 1	Default 9	RefVacated 0	Court Trial 0	Dismiss 10	Other 13	Total 33
Total Pending at End of Period							255

# *Monthly Summary*

# MONTHLY SUMMARY

## April 2011

NAME	PEND	ASSIGNED			TRIALS						DISP	PENDING				+	-	
		CV	CR	TOT	JURY			COURT				CV	FR	CR	TOT			
					CV	CR	TOT	CV	CR	TOT		CV	FR	CR	TOT			
Dick Ambrose	560	78	37	115	0	0	0	1	0	1	141	219	186	129	534	+ 26		
Michael K. Astrab	638	67	30	97	0	1	1	0	0	0	110	222	246	157	625	+ 13		
Janet R. Burnside	649	79	53	132	0	0	0	0	0	0	119	287	232	143	662	- 13		
Deena R. Calabrese	632	74	47	121	1	0	1	0	1	1	94	290	239	130	659	- 27		
Maureen Clancy	648	76	35	111	0	1	1	0	0	0	158	254	224	123	601	+ 47		
Brian J. Corrigan	765	74	39	113	1	1	2	0	0	0	142	338	222	176	736	+ 29		
Peter J. Corrigan	573	82	44	126	0	0	0	1	0	1	140	241	210	108	559	+ 14		
Michael P. Donnelly	617	71	20	91	1	0	1	0	0	0	108	248	280	72	600	+ 17		
Carolyn B. Friedland	696	75	26	101	1	0	1	0	2	2	168	288	201	140	629	+ 67		
Stuart A. Friedman	744	74	36	110	0	0	0	0	1	1	132	266	308	148	722	+ 22		
Nancy A. Fuerst	320	50	4	54	0	0	0	0	0	0	61	146	144	23	313	+ 7		
Eileen T. Gallagher	541	76	33	109	0	1	1	0	0	0	123	236	193	98	527	+ 14		
Hollie L. Gallagher	535	83	30	113	0	0	0	0	0	0	109	261	189	89	539	- 4		
Daniel Gaul	749	77	45	122	0	0	0	0	0	0	144	250	295	182	727	+ 22		
Lance T. Mason	684	79	46	125	0	0	0	0	1	1	130	291	258	130	679	+ 5		
David T. Matia	578	78	49	127	0	0	0	0	0	0	103	266	228	108	602	- 24		
Robert C. McClelland	523	72	40	112	0	0	0	0	0	0	111	250	135	139	524	- 1		
Timothy McCormick	604	68	43	111	0	0	0	0	1	1	135	259	195	126	580	+ 24		
Nancy R. McDonnell	597	76	27	103	0	0	0	1	0	1	137	251	230	82	563	+ 34		
Timothy J. McGinty	519	85	29	114	0	1	1	0	0	0	140	215	218	60	493	+ 26		
Richard J. McMonagle	656	66	29	95	0	1	1	0	0	0	77	402	179	93	674	- 18		
John P. O'Donnell	551	67	19	86	1	2	3	2	0	2	116	284	192	45	521	+ 30		
John J. Russo	552	71	38	109	1	0	1	0	0	0	142	240	196	83	519	+ 33		
Joseph D. Russo	635	72	39	111	0	0	0	0	0	0	142	256	197	151	604	+ 31		
Michael J. Russo	579	73	38	111	0	1	1	0	0	0	117	240	209	124	573	+ 6		
Nancy Margaret Russo	431	67	35	102	0	2	2	0	0	0	117	164	156	96	416	+ 15		
Shirley Strickland Saffold	692	73	40	113	0	1	1	0	0	0	142	267	231	165	663	+ 29		
Brendan J. Sheehan	507	81	33	114	1	2	3	0	2	2	113	209	209	90	508	- 1		
Ronald Suster	774	76	36	112	0	1	1	0	1	1	130	296	245	215	756	+ 18		
John D. Sutula	738	71	36	107	0	0	0	0	1	1	151	271	277	146	694	+ 44		
Kathleen Ann Sutula	619	75	35	110	0	0	0	0	0	0	130	234	221	144	599	+ 20		
Joan Synenberg	745	73	29	102	0	2	2	0	0	0	114	350	223	160	733	+ 12		
Steven J. Terry	672	75	34	109	0	1	1	0	2	2	135	276	211	159	646	+ 26		
José A. Villanueva	608	72	34	106	0	1	1	0	0	0	115	261	278	60	599	+ 9		
<b>TOTALS</b>	20931				7	19	26	5	12	17	4246							
		2506	1188	3694								8828	7457	4094	20379		+ 552	



# *Year to Date Summary*

# SUMMARY FOR THE COURT

## January - April 2011

NAME	PEND	ASSIGNED			TRIALS						DISP	PENDING				+	-
		CV	CR	TOT	JURY			COURT				CV	FR	CR	TOT		
Dick Ambrose	629	355	157	512	2	4	6	2	2	4	607	219	186	129	534	+ 95	
Michael K. Astrab	647	328	121	449	1	5	6	0	0	0	471	222	246	157	625	+ 22	
Janet R. Burnside	675	353	176	529	0	0	0	0	3	3	542	287	232	143	662	+ 13	
Deena R. Calabrese	704	347	160	507	2	0	2	0	1	1	552	290	239	130	659	+ 45	
Maureen Clancy	649	329	153	482	2	2	4	1	0	1	530	254	224	123	601	+ 48	
Brian J. Corrigan	757	344	160	504	2	1	3	0	1	1	525	338	222	176	736	+ 21	
Peter J. Corrigan	617	372	173	545	1	3	4	1	0	1	603	241	210	108	559	+ 58	
Michael P. Donnelly	662	337	136	473	4	2	6	2	2	4	535	248	280	72	600	+ 62	
Carolyn B. Friedland	778	350	163	513	2	2	4	2	2	4	662	288	201	140	629	+ 149	
Stuart A. Friedman	729	347	154	501	3	1	4	1	5	6	508	266	308	148	722	+ 7	
Nancy A. Fuerst	362	192	40	232	1	4	5	0	2	2	281	146	144	23	313	+ 49	
Eileen T. Gallagher	586	363	147	510	0	3	3	1	0	1	569	236	193	98	527	+ 59	
Hollie L. Gallagher	594	380	114	494	0	0	0	0	1	1	549	261	189	89	539	+ 55	
Daniel Gaul	779	344	183	527	0	4	4	1	2	3	579	250	295	182	727	+ 52	
Lance T. Mason	688	339	166	505	0	6	6	0	2	2	514	291	258	130	679	+ 9	
David T. Matia	656	347	175	522	3	2	5	0	0	0	576	266	228	108	602	+ 54	
Robert C. McClelland	591	259	137	396	1	1	2	0	2	2	463	250	135	139	524	+ 67	
Timothy McCormick	633	344	185	529	1	2	3	0	6	6	582	259	195	126	580	+ 53	
Nancy R. McDonnell	591	352	159	511	1	1	2	1	1	2	539	251	230	82	563	+ 28	
Timothy J. McGinty	552	381	149	530	2	5	7	0	0	0	589	215	218	60	493	+ 59	
Richard J. McMonagle	694	317	102	419	1	3	4	0	0	0	439	402	179	93	674	+ 20	
John P. O'Donnell	566	307	67	374	3	3	6	3	0	3	419	284	192	45	521	+ 45	
John J. Russo	581	356	158	514	3	3	6	0	2	2	576	240	196	83	519	+ 62	
Joseph D. Russo	713	348	146	494	2	1	3	0	1	1	603	256	197	151	604	+ 109	
Michael J. Russo	633	355	138	493	0	1	1	2	0	2	553	240	209	124	573	+ 60	
Nancy Margaret Russo	398	350	160	510	1	6	7	0	3	3	492	164	156	96	416	- 18	
Shirley Strickland Saffold	727	349	160	509	1	2	3	0	2	2	573	267	231	165	663	+ 64	
Brendan J. Sheehan	555	369	173	542	3	5	8	0	5	5	589	209	209	90	508	+ 47	
Ronald Suster	808	346	180	526	2	2	4	0	3	3	578	296	245	215	756	+ 52	
John D. Sutula	743	333	160	493	0	2	2	0	2	2	542	271	277	146	694	+ 49	
Kathleen Ann Sutula	604	336	170	506	0	4	4	1	0	1	511	234	221	144	599	+ 5	
Joan Synenberg	754	334	174	508	0	2	2	0	2	2	529	350	223	160	733	+ 21	
Steven J. Terry	727	354	166	520	2	2	4	0	7	7	601	276	211	159	646	+ 81	
José A. Villanueva	668	341	139	480	1	5	6	1	0	1	549	261	278	60	599	+ 69	
<b>TOTALS</b>	22050	11558	5101	16659	47	89	136	19	59	78	18330	8828	7457	4094	20379	+ 1671	

# Corrections/Adjustments

# CUYAHOGA COUNTY COMMON PLEAS COURT

There was a minor error in the *New Marsh. Of Lien/Quite Title/Partition Case Filings by Month, Total New Judicial Foreclosure Filings by Month for Year 2011 and Total New Judicial Foreclosure Filings 1996-2011* for the month of January 2011.

The following charts reflect the **original** and **corrected** numbers.

