



***Statistics Report
July 2011***

***Nancy A. Fuerst
Administrative and Presiding Judge***

TABLE OF CONTENTS

Criminal Statistics

<i>Newly Filed, Re-Activated and Transferred in Cases</i> _____	4
<i>Yearly Criminal Terminations</i> _____	5
<i>Pending Criminal Cases End of Period</i> _____	6
<i>Clearance Rate</i> _____	7
<i>Arrest to Disposition Timeline</i> _____	8
<i>Average Arrest to Disposition Timeline (Jail Cases)</i> _____	9
<i>Average Arrest to Disposition Timeline (Non-Jail Cases)</i> _____	10
<i>Average Arrest to Disposition Timeline (Jail and Non-Jail Cases)</i> _____	11
<i>Yearly Average Arrest to Disposition Timeline</i> _____	12
<i>Indictments and Informations Filed With the Clerk of Courts</i> _____	13
<i>Bail Case Arraignment Activity</i> _____	14
<i>Overall Arraignment Statistics</i> _____	15

Foreclosure Statistics

<i>Total Pending Judicial Foreclosure Cases Referred to Magistrates (A)</i> _____	17
<i>Total Pending Judicial Foreclosure Cases Referred to Magistrates (B)</i> _____	18
<i>Total Pending Judicial Foreclosure Cases Referred to Magistrates (C)</i> _____	19
<i>Total Pending Tax Lien & Certificate Cases Referred to Magistrates (A)</i> _____	20
<i>Total Pending Tax Lien & Certificate Cases Referred to Magistrates (B)</i> _____	21
<i>Total Pending Tax Lien & Certificate Cases Referred to Magistrates (C)</i> _____	22
<i>Percentage of Pending Judicial Foreclosure Cases By Filing Year</i> _____	23
<i>Judicial Foreclosure Clearance Rate Year 2009</i> _____	24
<i>Judicial Foreclosure Clearance Rate Year 2010</i> _____	25
<i>Judicial Foreclosure Clearance Rate Year 2011</i> _____	26
<i>Avg. Number of Days to Disp. (Excl. Bank. Stays & Tax Lien & Tax Cert.)</i> _____	27
<i>Avg. Number of Days to Disp. (Excl. Bank. Stays & Incl. Tax Lien & Tax Cert.)</i> _____	28
<i>Total New Judicial Foreclosure Filings</i> _____	29
<i>New Marsh of Lien/Quiet Title/Partition Case Filings by Month for Year 2009 – 2011 YTD</i> _____	30
<i>New Tax Lien & Certificate Filings by Month for Year 2009 – 2011 YTD</i> _____	31
<i>Total New Judicial Foreclosure Filings by Month for Year 2009 – 2011 YTD</i> _____	32
<i>Magistrate's Monthly Reports</i> _____	33
<i>Report CMSR1062 - Judicial Foreclosure Statistics by Judge</i> _____	41
<i>Monthly Summary</i> _____	47
<i>Year to Date Summary</i> _____	49
<i>Corrections/Adjustments</i> _____	51

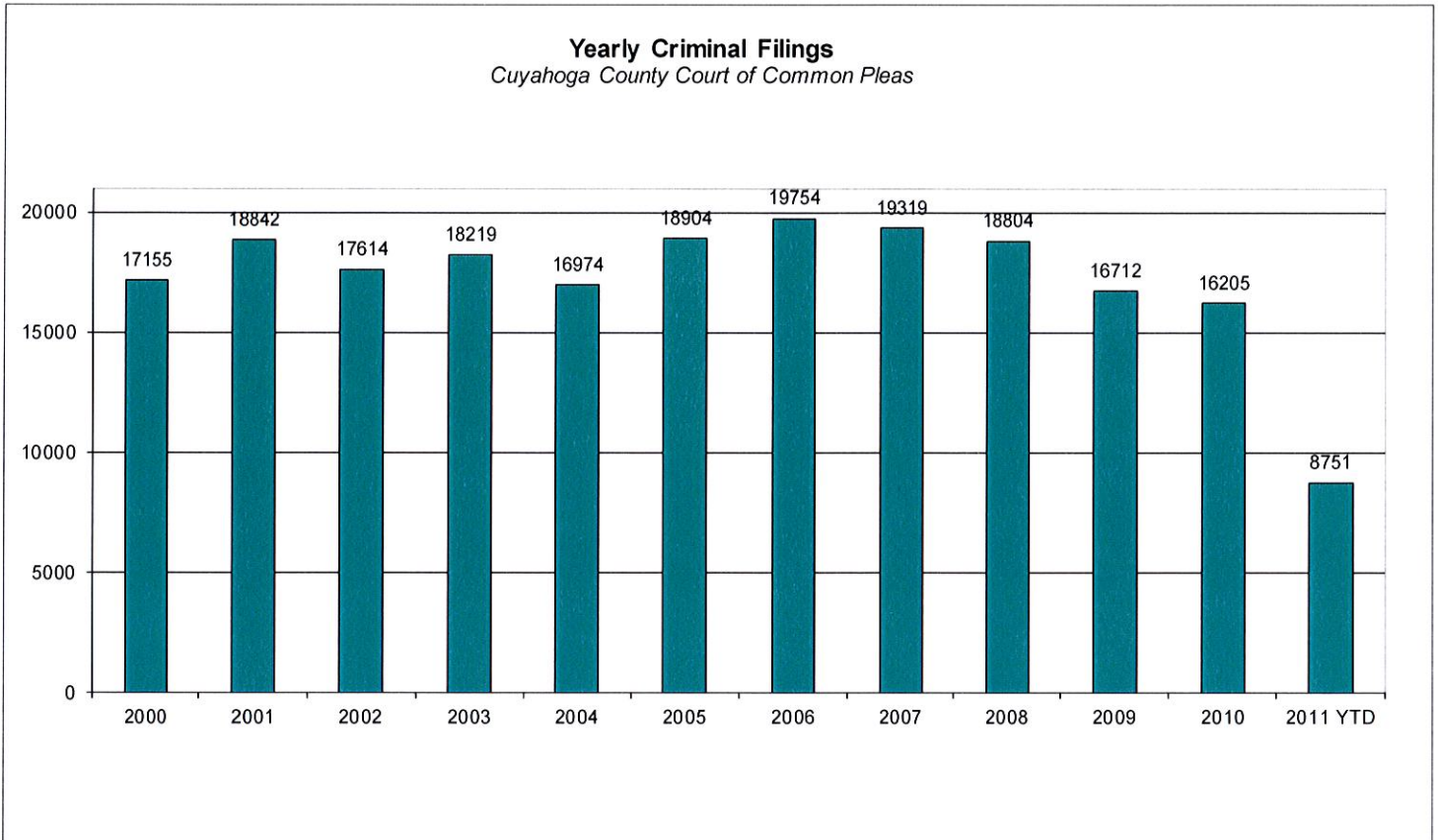
Criminal Case Statistics

Yearly Criminal Filings, Terminations, Pending at end of Period

The following chart represents criminal cases newly filed, terminated and pending at the end of the reporting period in Cuyahoga County Court of Common Pleas from 2000 – July 2011.

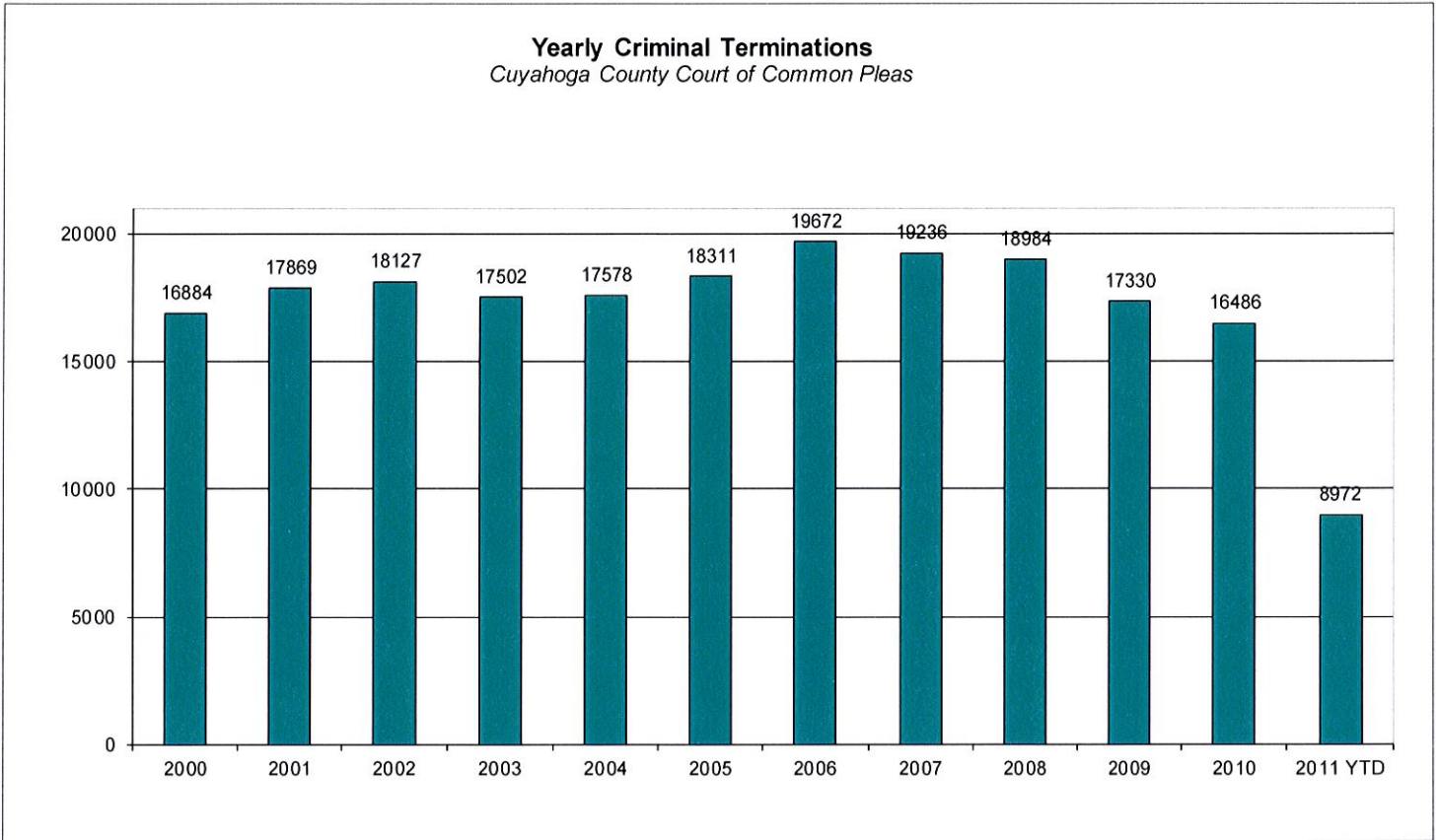
Newly Filed, Re-Activated and Transferred in Cases

Newly filed cases are defined as having been arraigned and assigned to a Judge. Re-activated cases are defined as cases where a defendant was unavailable for trial and has now become ready to proceed. Transferred cases are defined as cases moved from one judge’s docket to another. This could be due to re-assignment to a mental health Judge or after additional information indicates that by Court rule, the case should have been assigned to another Judge.



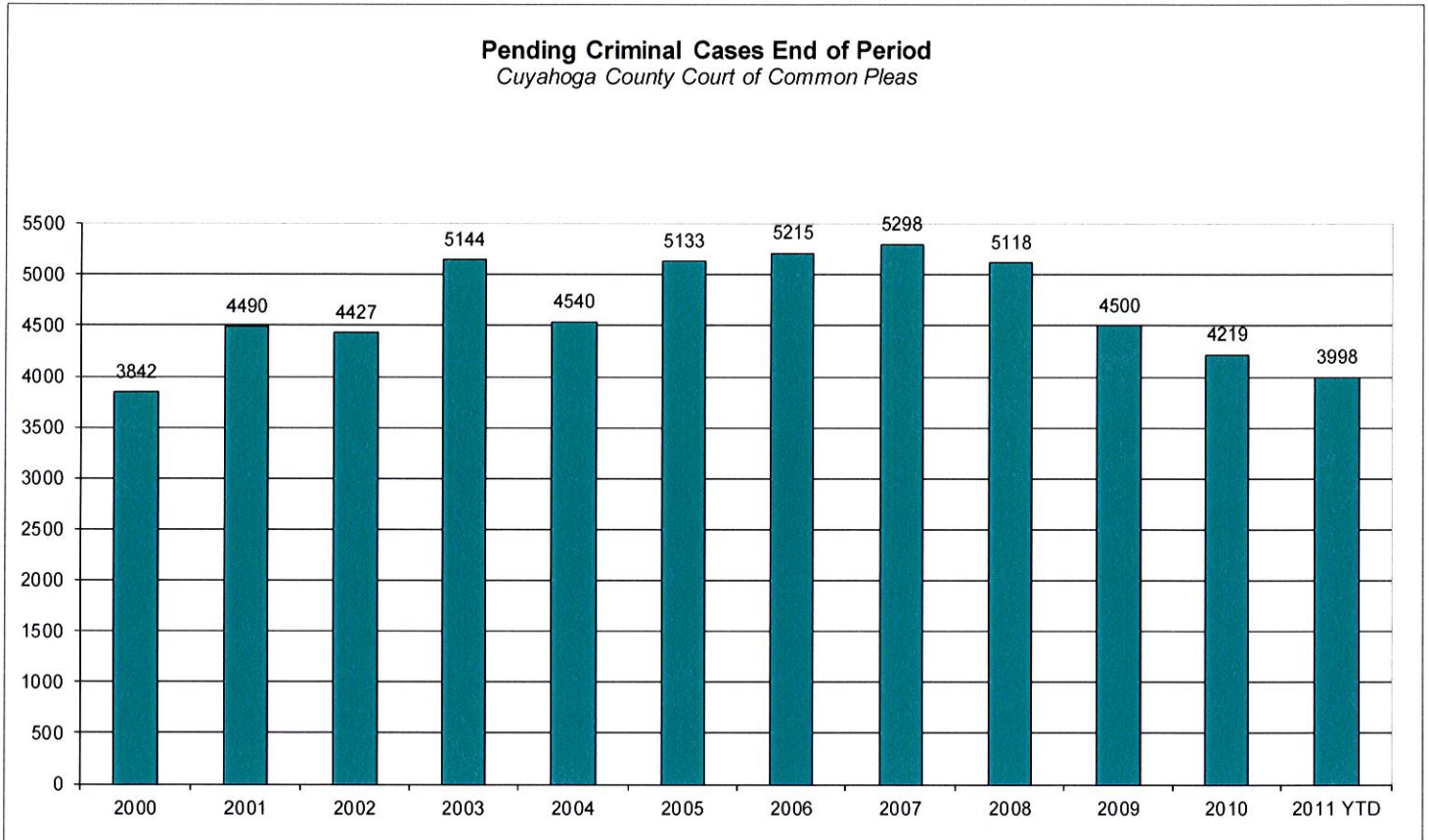
Yearly Criminal Terminations

Terminations are defined as all cases terminated by trial; plea, dismissal or a defendant is unavailable for trial or sentencing.



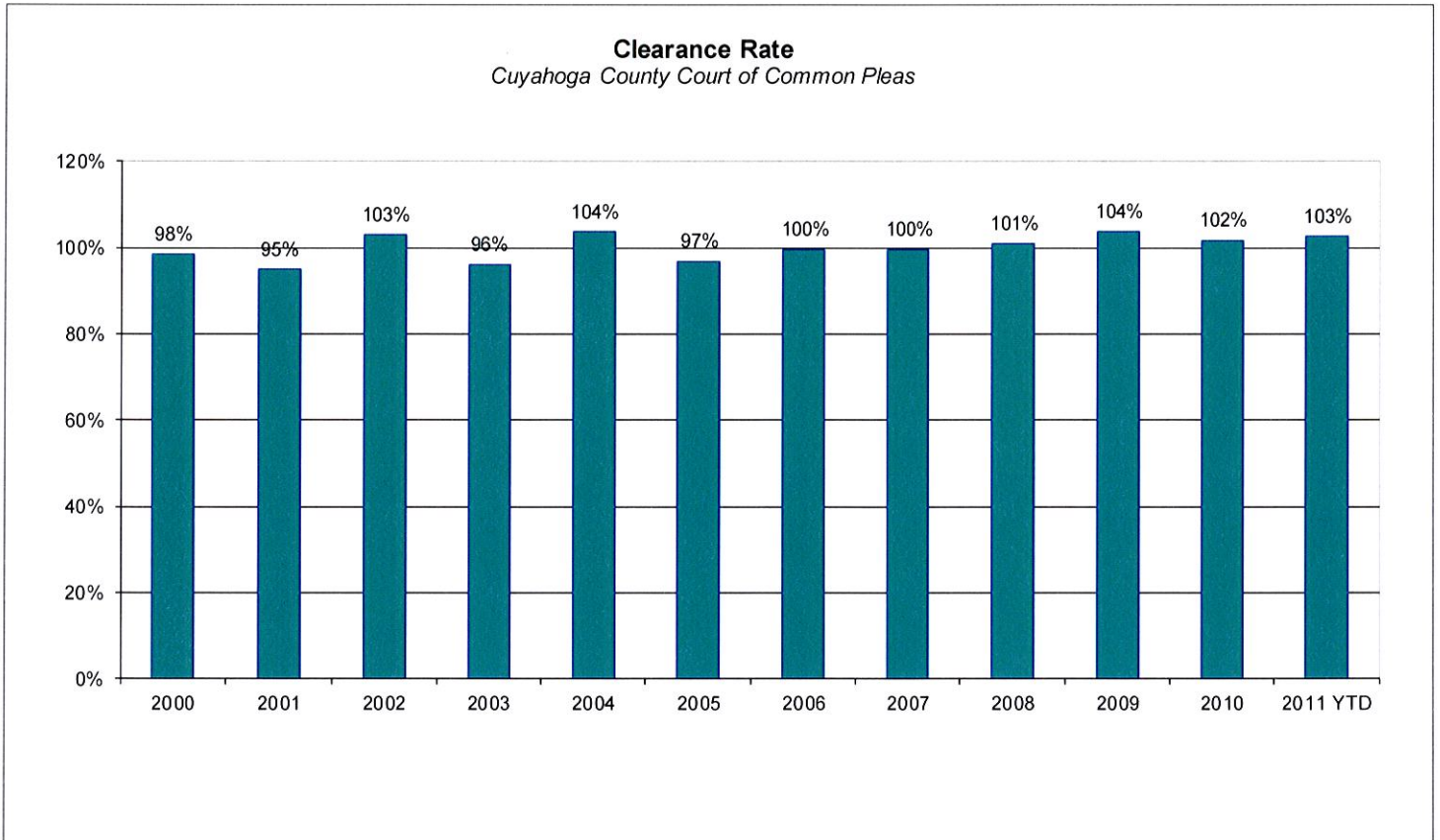
Pending Criminal Cases End of Period

Pending criminal cases at the end of the period is determined by first establishing the total pending cases at the beginning of the reporting period by adding the number of cases pending at the beginning of the period, all newly filed, re-activated and transferred in cases. The total number of cases terminated in the period is subtracted from the total pending to give the value pending at the end of the period year to date.



Clearance Rate

The Clearance Rate is the total number of outgoing cases as a percentage of the number of incoming cases. Clearance rate measures whether the court is keeping up with its incoming caseload. If cases are not disposed in a timely manner, a backlog of cases awaiting disposition will grow. A Clearance Rate of 100% indicates that at least as many cases as have been filed, reopened, or reactivated in a period have been disposed.



Arrest to Disposition Timeline

Arrest to disposition timeline is a method to measure how felony cases flow through the Cuyahoga County Criminal Justice System. By capturing how long a case takes to move from stage to stage, we can examine where problems may exist and where potential improvements in case processing can be made.

The source data was extracted from the Cuyahoga County Court of Common Pleas Case Management System. The overall population of sample data was based on cases terminated in a given month excluding cases that have gone through diversion programs. A case is defined as a defendant and all charges involved in a single incident. The period for the extracted data is from July 2011.

The stages examined were:

Arrest to Indictment

Indictment to Arraignment

Arraignment to 1st Pre-Trial

1st Pre-Trial to Plea/Trial

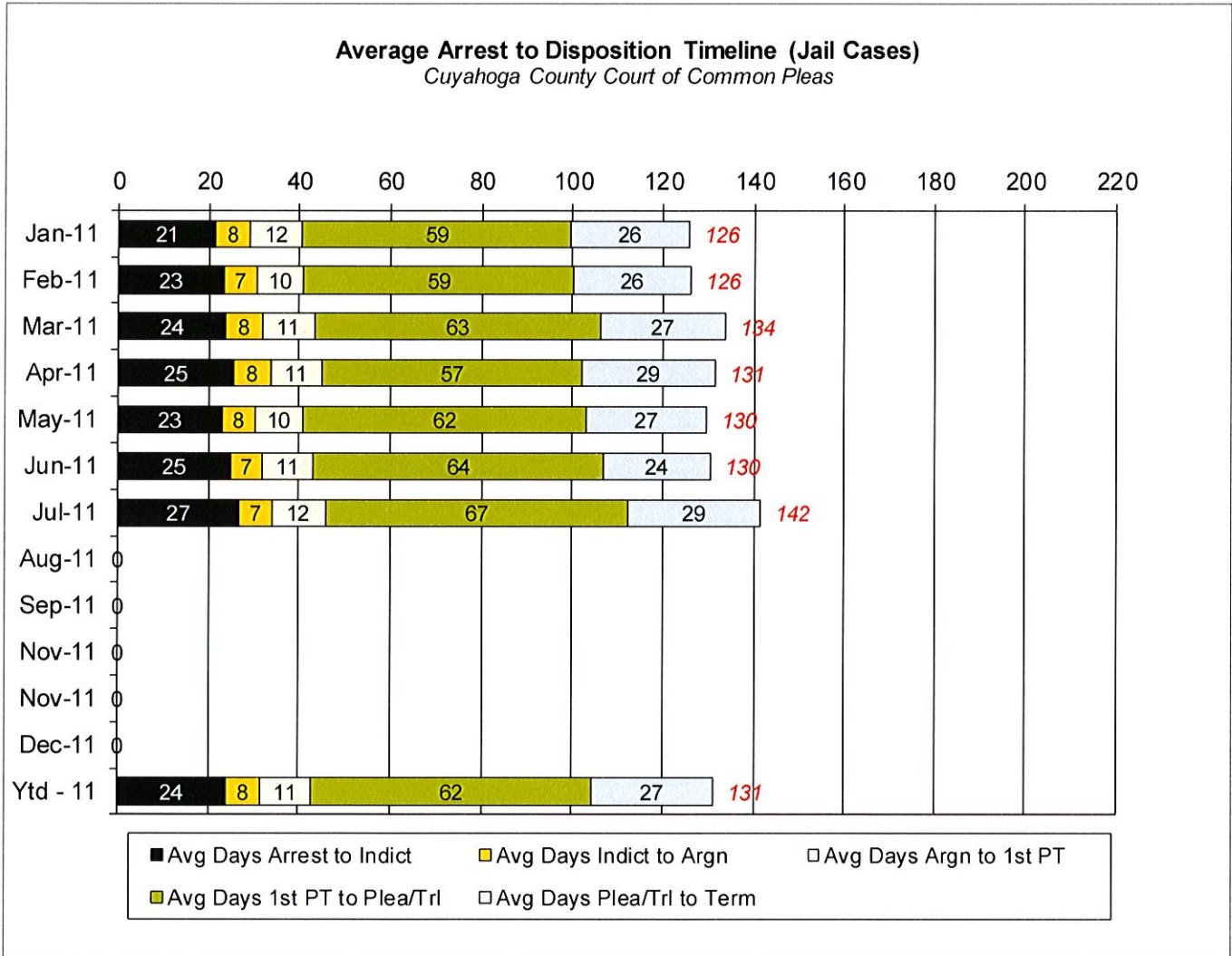
Plea/Trial to Termination

Due to the fact that each case may or may not have all of the stage date elements, a method to arrive at stage averages was applied. For a case to be included in the average for a stage there would need to be both dates for the given stage. A case would be included in the Arrest to Indictment stage if both arrest date and indictment date were available. This method was applied to each of the five stages. Next we calculated the total number of cases that met the date criteria for each of the ranges and also the total number of days between each date. To arrive at an average, the total number of days for each case in each range was calculated and divided by the total number of cases that met the date criteria. If a case had a time period or periods where the defendant was capiased or referred to the Psych Clinic, that amount of time was subtracted from the appropriate range. For re-indicted cases, the original arrest date is used.

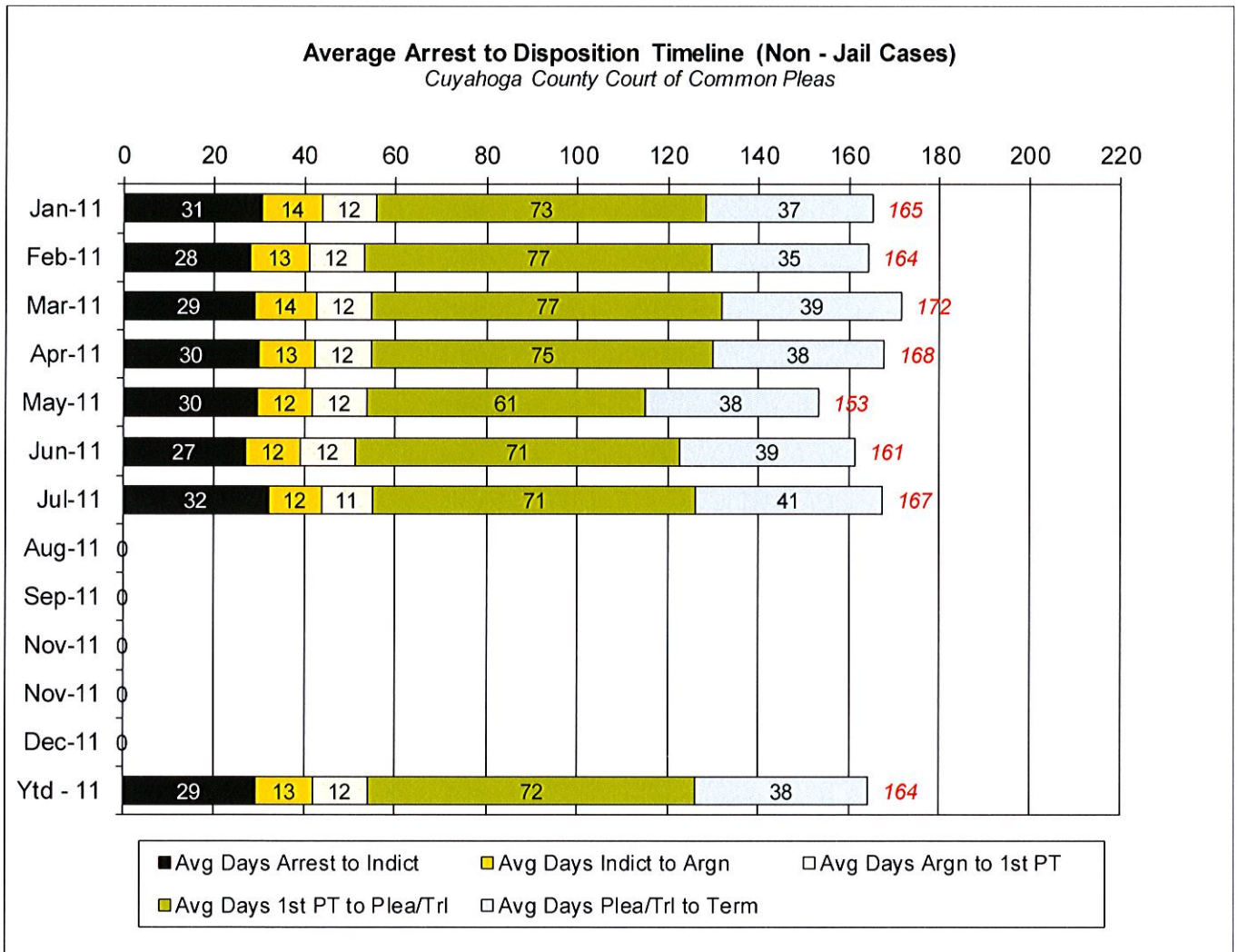
The following three charts are for Jail, Non-Jail and combined Jail and Non-Jail cases. Jail and Non-Jail cases are defined by the status of the defendant at arraignment.

CUYAHOGA COUNTY COMMON PLEAS COURT

Average Arrest to Disposition Timeline (Jail Cases)

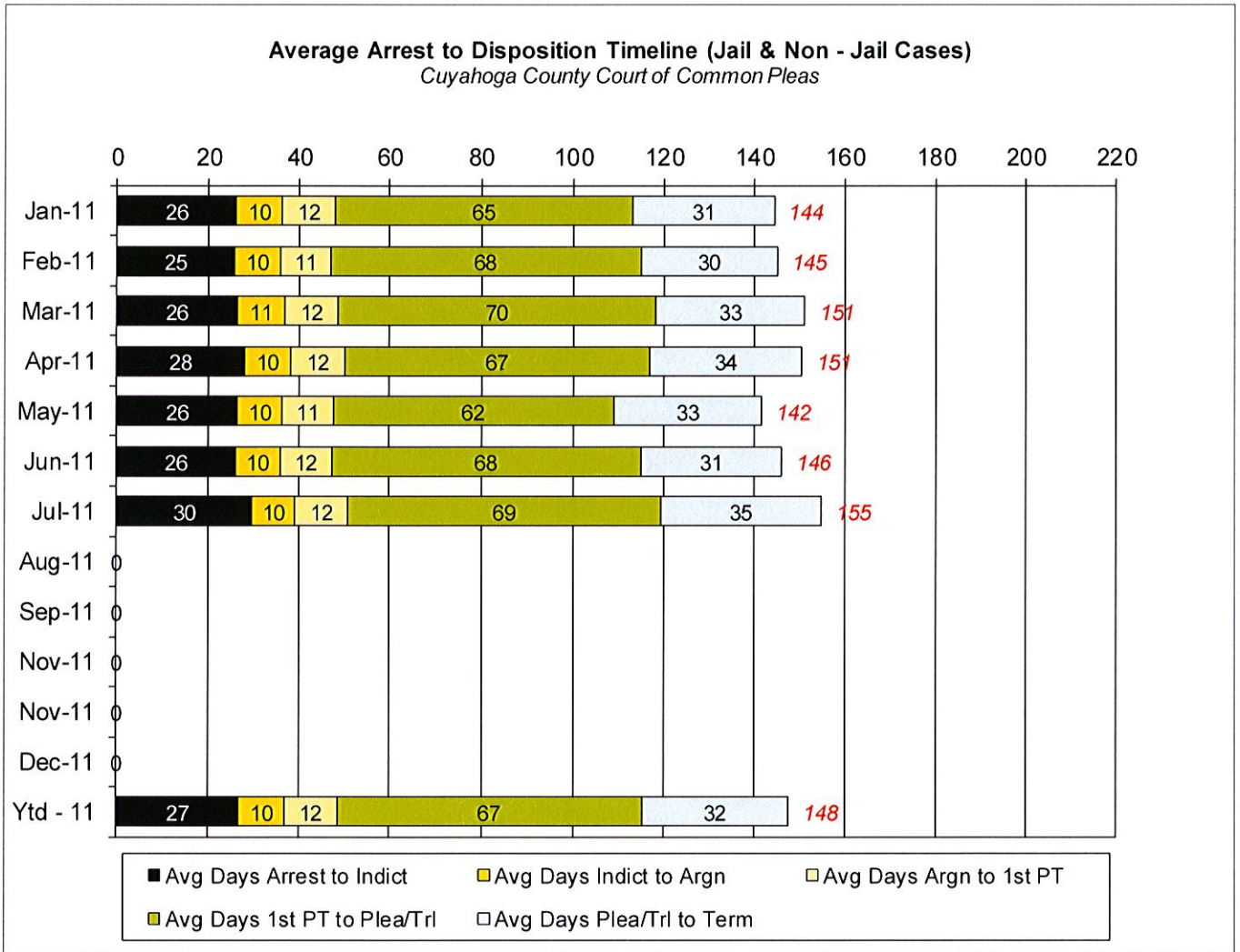


Average Arrest to Disposition Timeline (Non-Jail Cases)



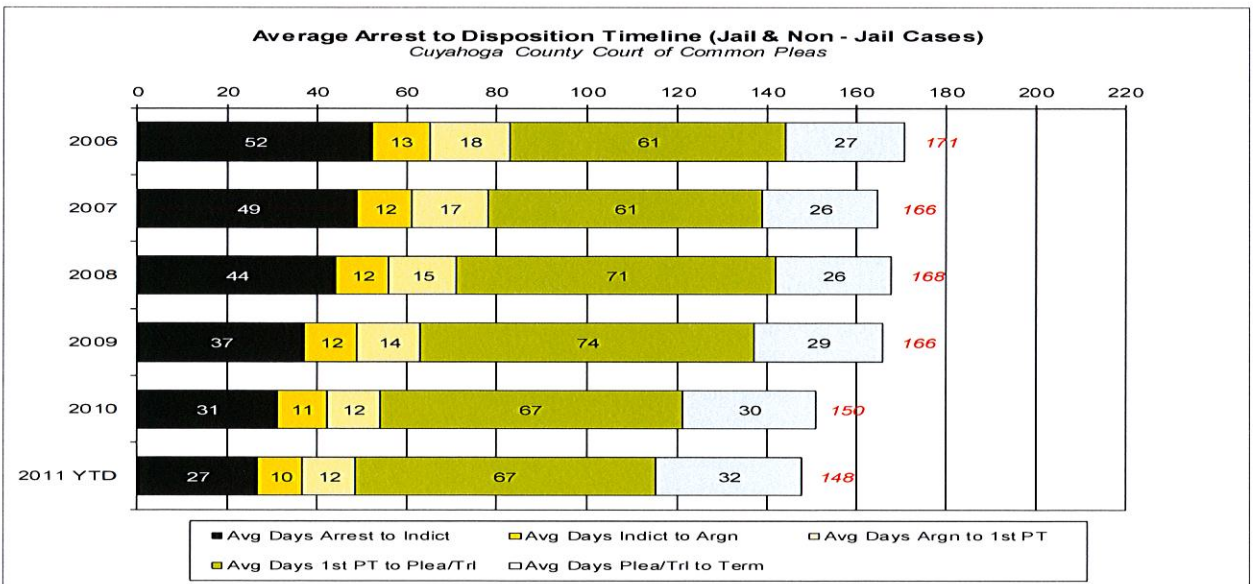
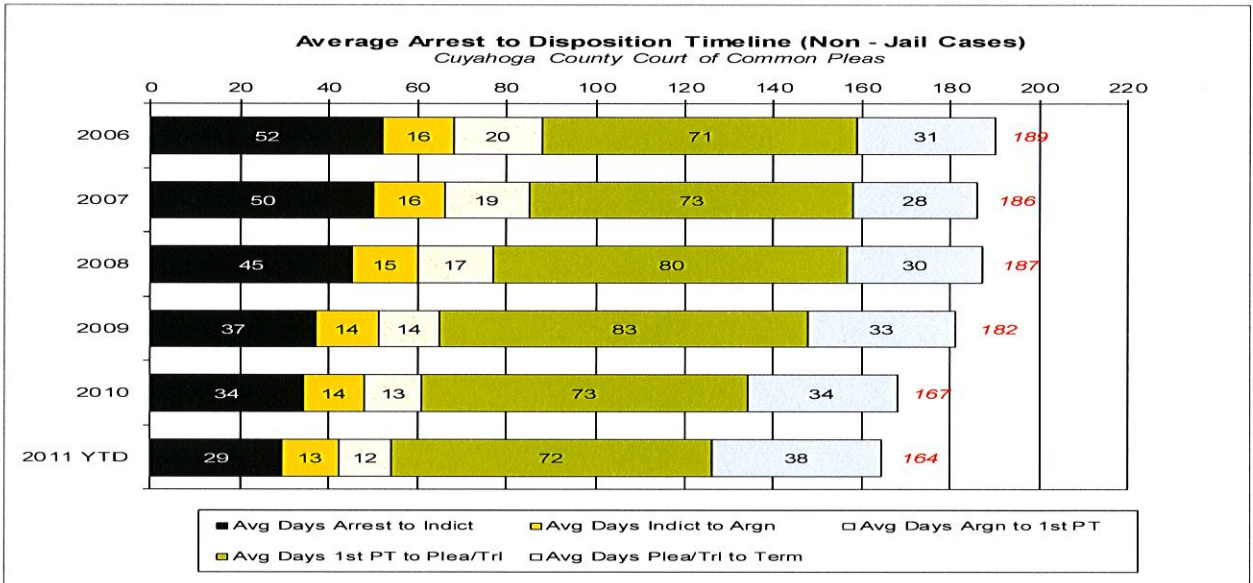
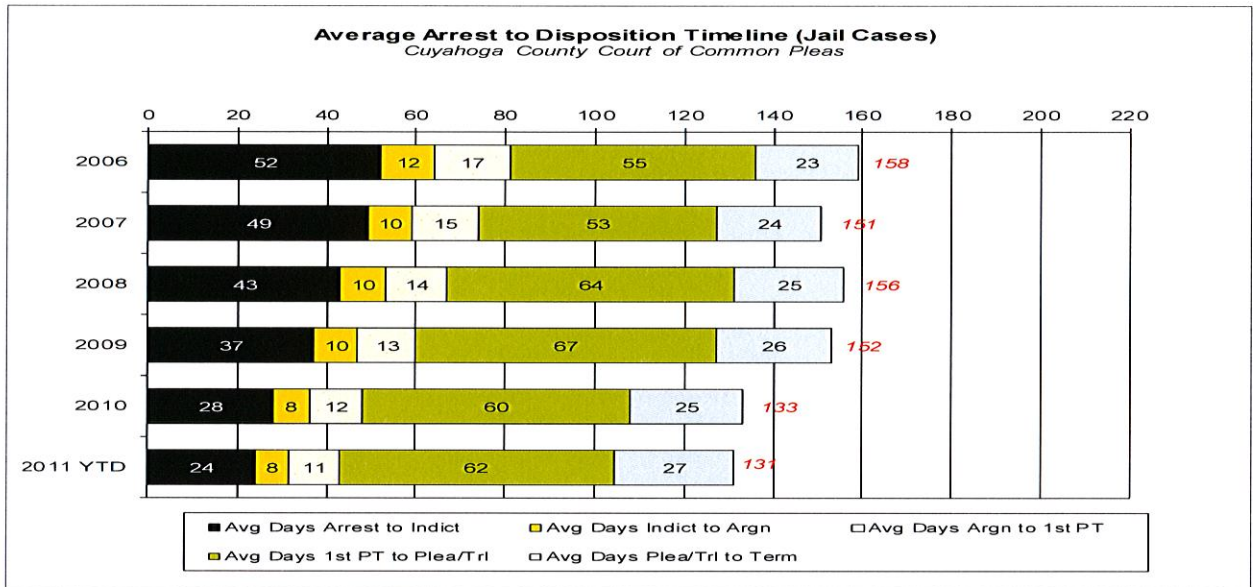
CUYAHOGA COUNTY COMMON PLEAS COURT

Average Arrest to Disposition Timeline (Jail and Non-Jail Cases)



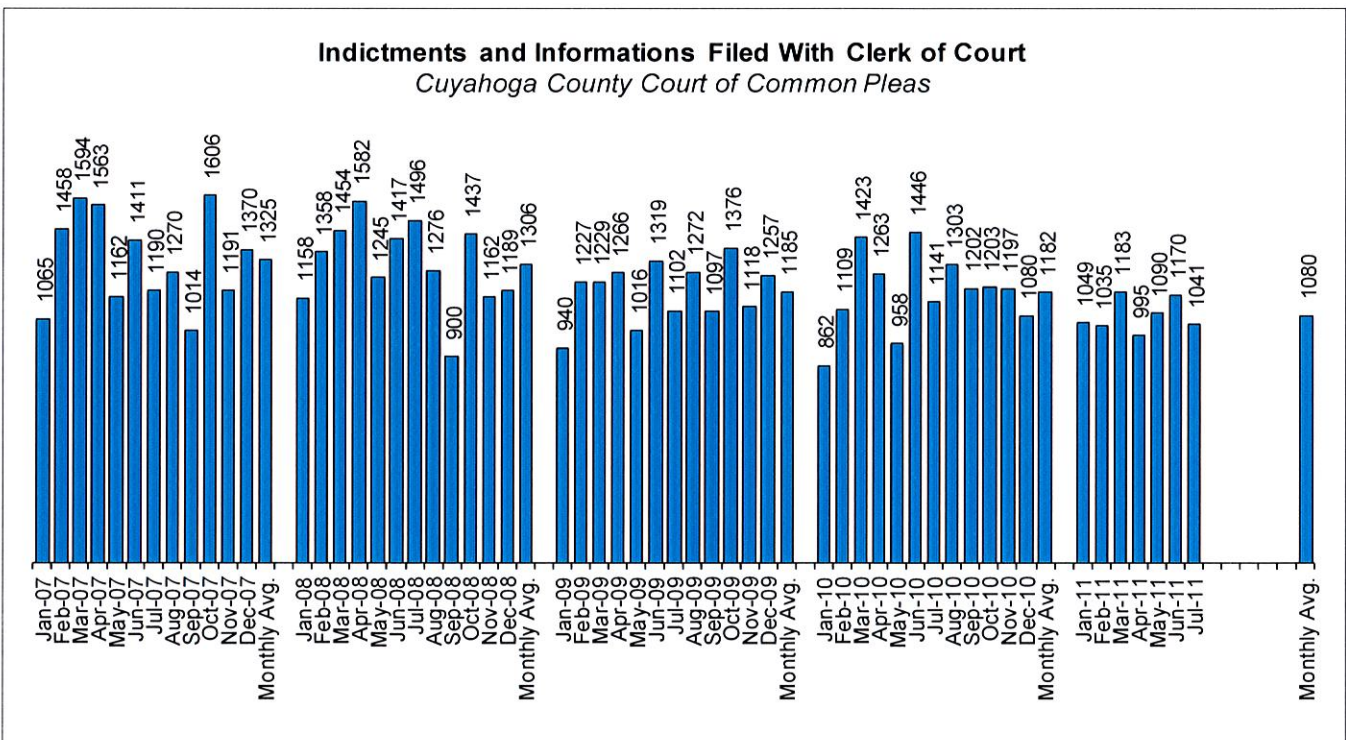
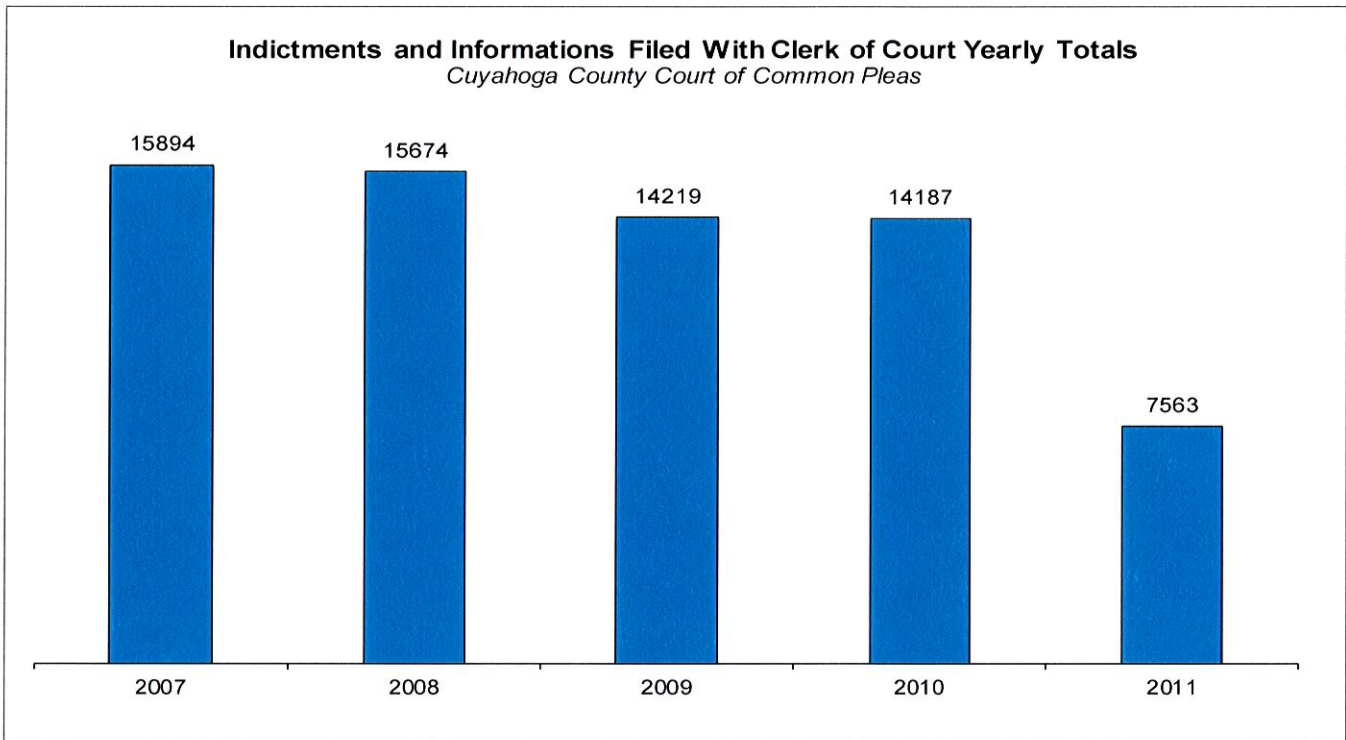
CUYAHOGA COUNTY COMMON PLEAS COURT

Yearly Average Arrest to Disposition Timeline



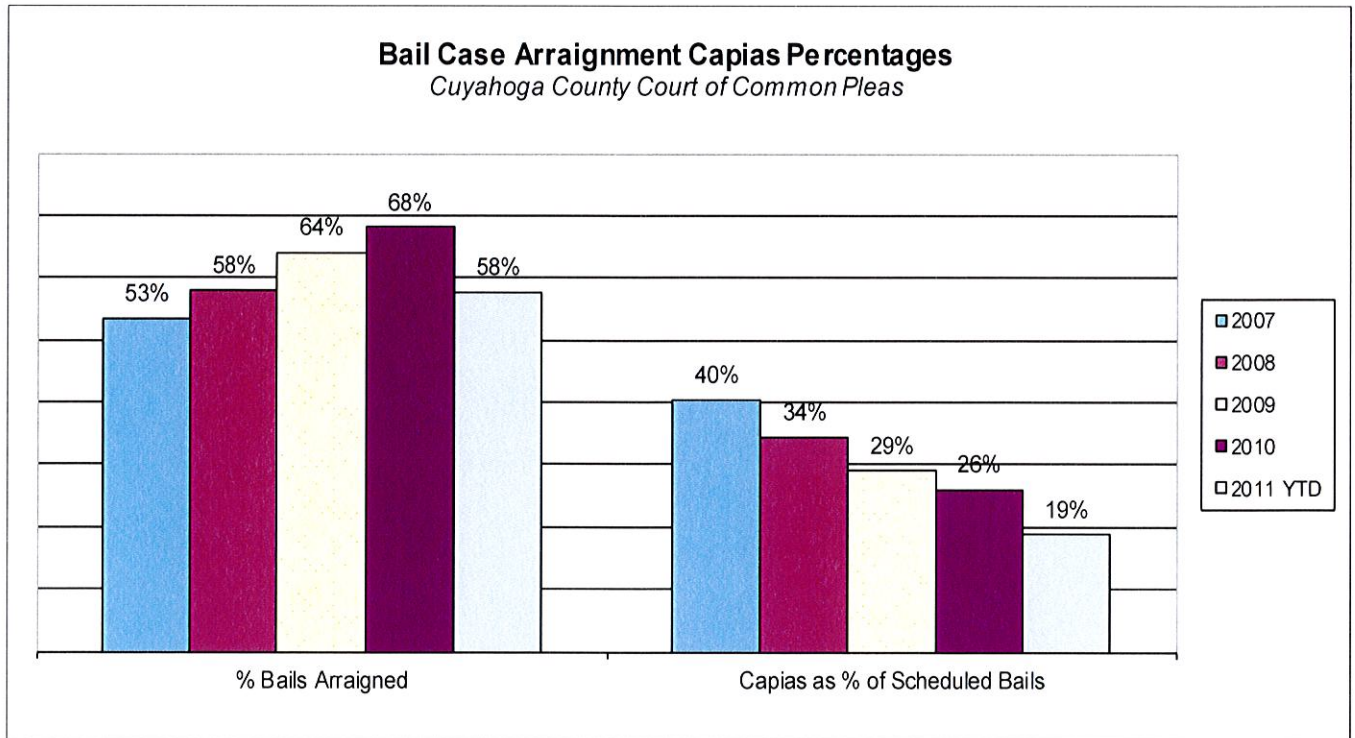
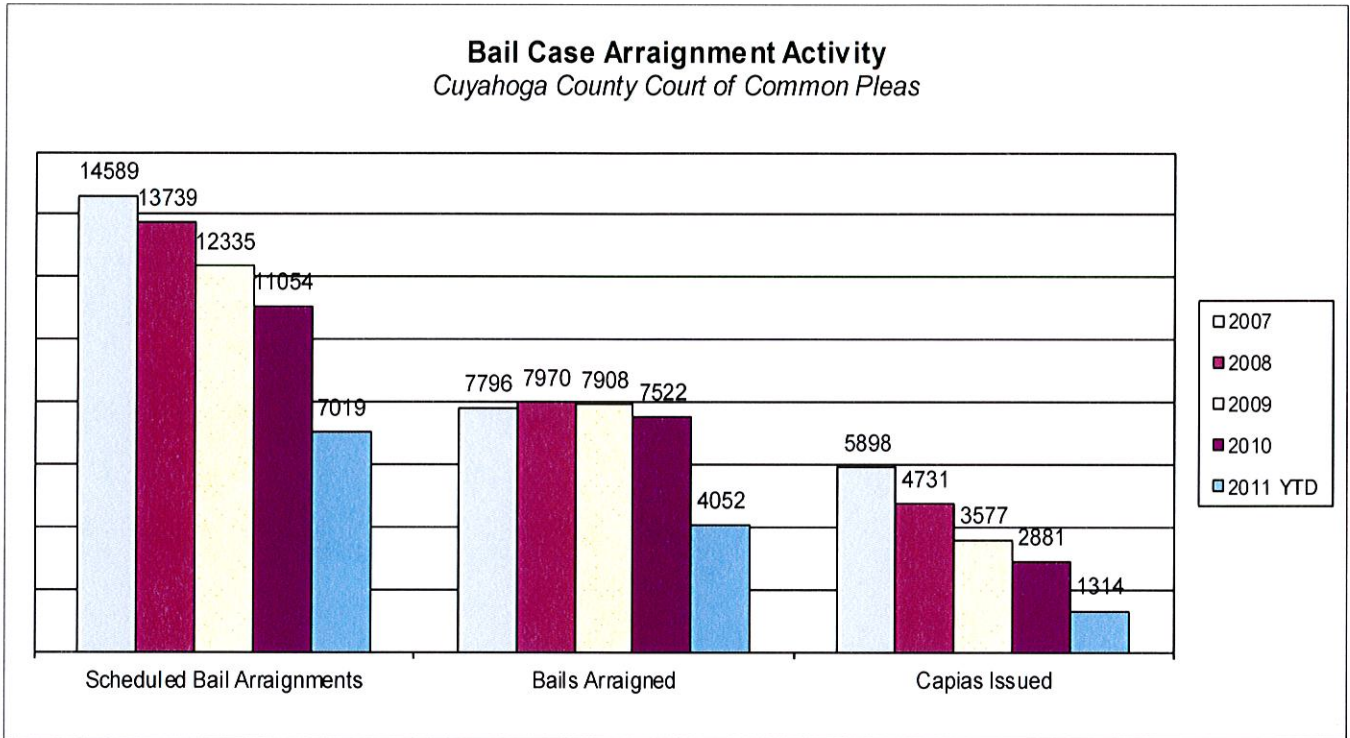
Indictments and Informations Filed With the Clerk of Courts

The following charts are reflective of Indictments and Informations filed with the Criminal Clerk of Courts from 2007. The source for this information was the Criminal Clerk's Office.



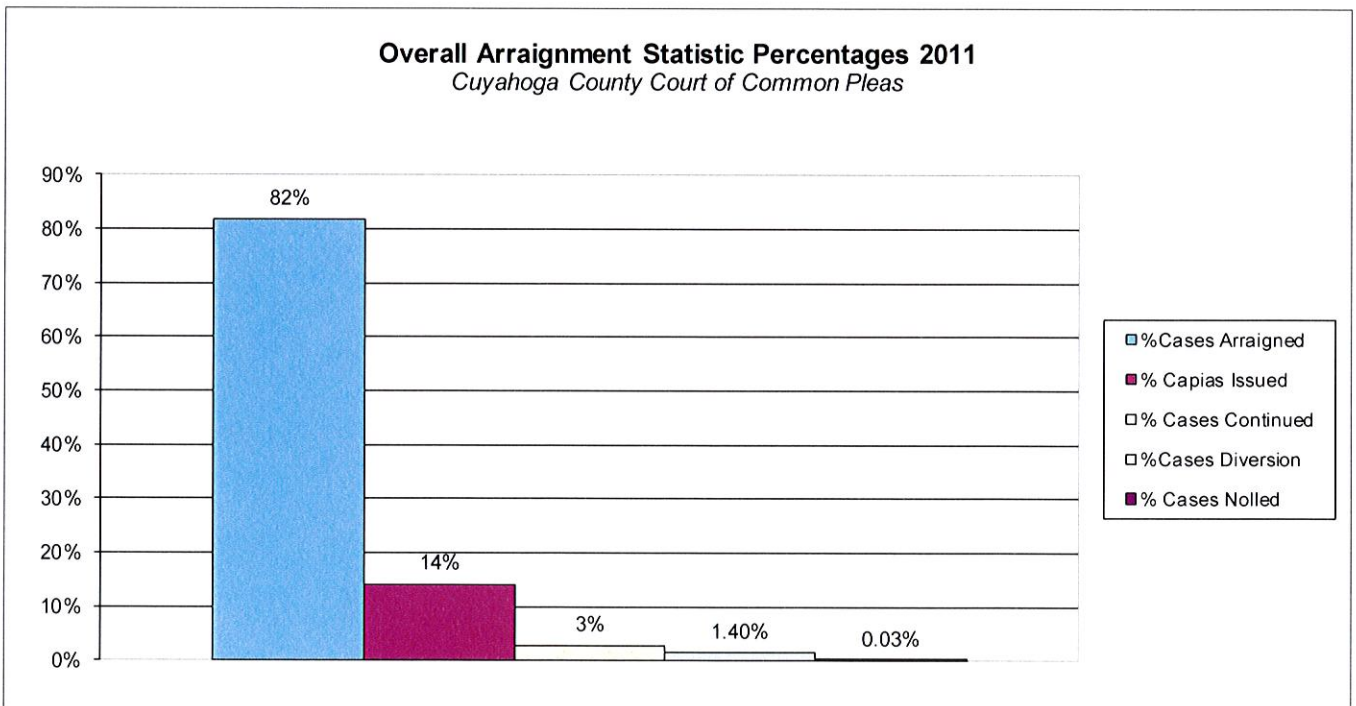
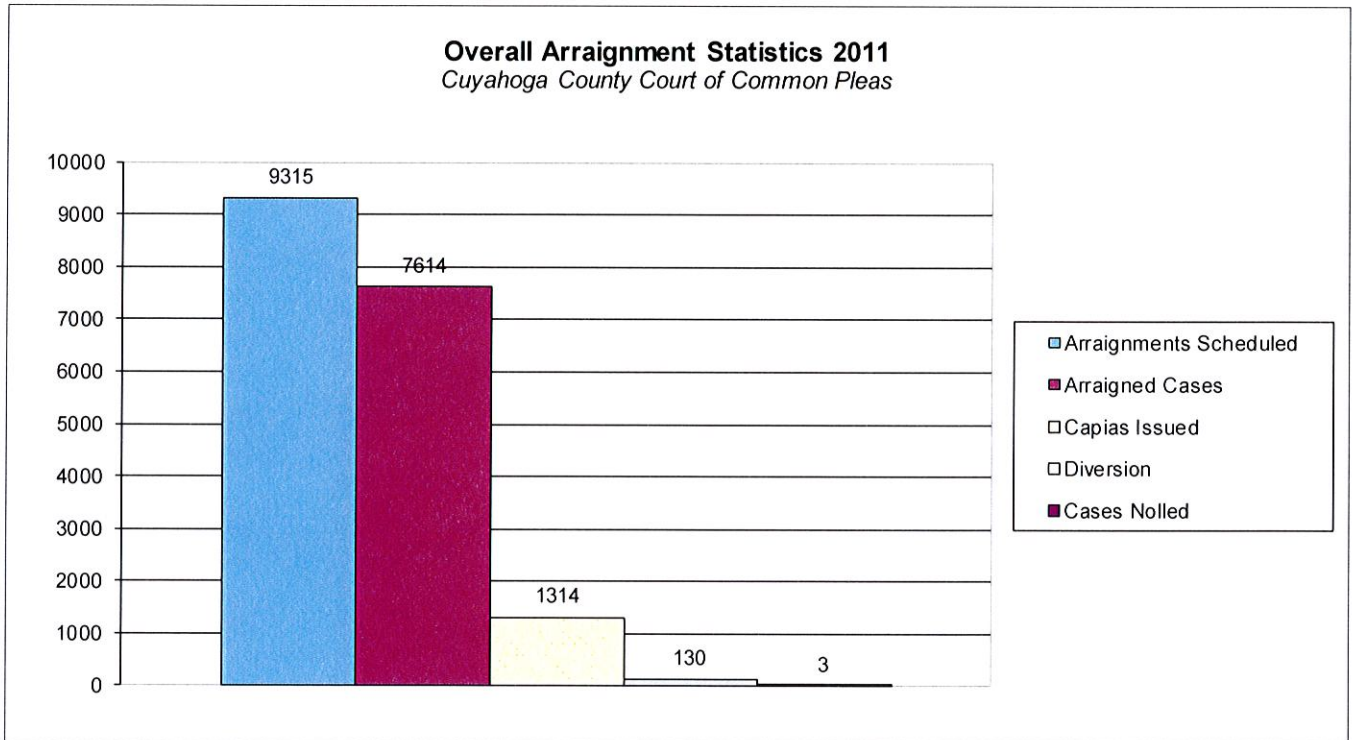
Bail Case Arraignment Activity

The following charts are reflective of arraignment activity where the defendant was not incarcerated at the time of arraignment. The source for this information was the Criminal Records Department.



Overall Arraignment Statistics

The arraignment statistics were provided by the Criminal Records Department. They are provided to give a representation of arraignment activity in the Court in 2011. These statistics include jail and non – jail arraignments.

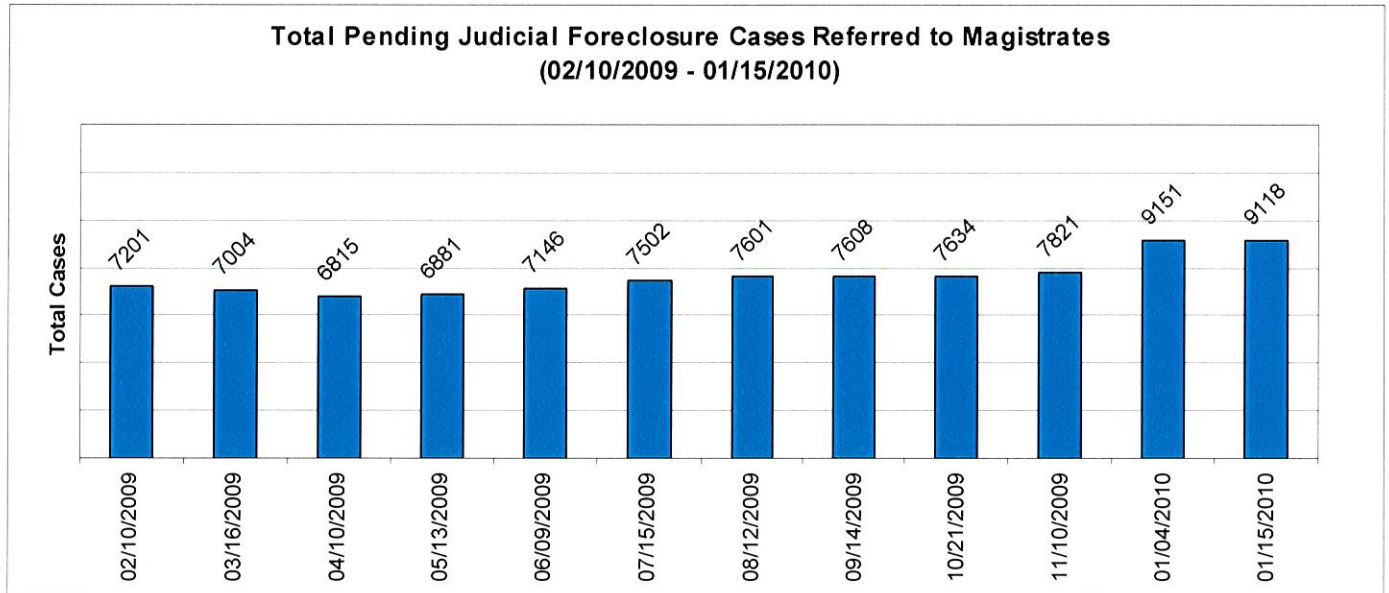


Judicial Foreclosure Statistics¹

¹ For clarification purposes, Foreclosure cases in this report are identified as Judicial Foreclosure filings (filing codes 1460 (Foreclosure Marsh. Of Lien), 1465(Tax Lien), 1466 (Tax Certificate), 1470 (Quiet Title), and 1480 (Partition)). These cases are different from Board of Revision Foreclosures, which are not reported here.

Total Pending Judicial Foreclosure Cases Referred to Magistrates (A)

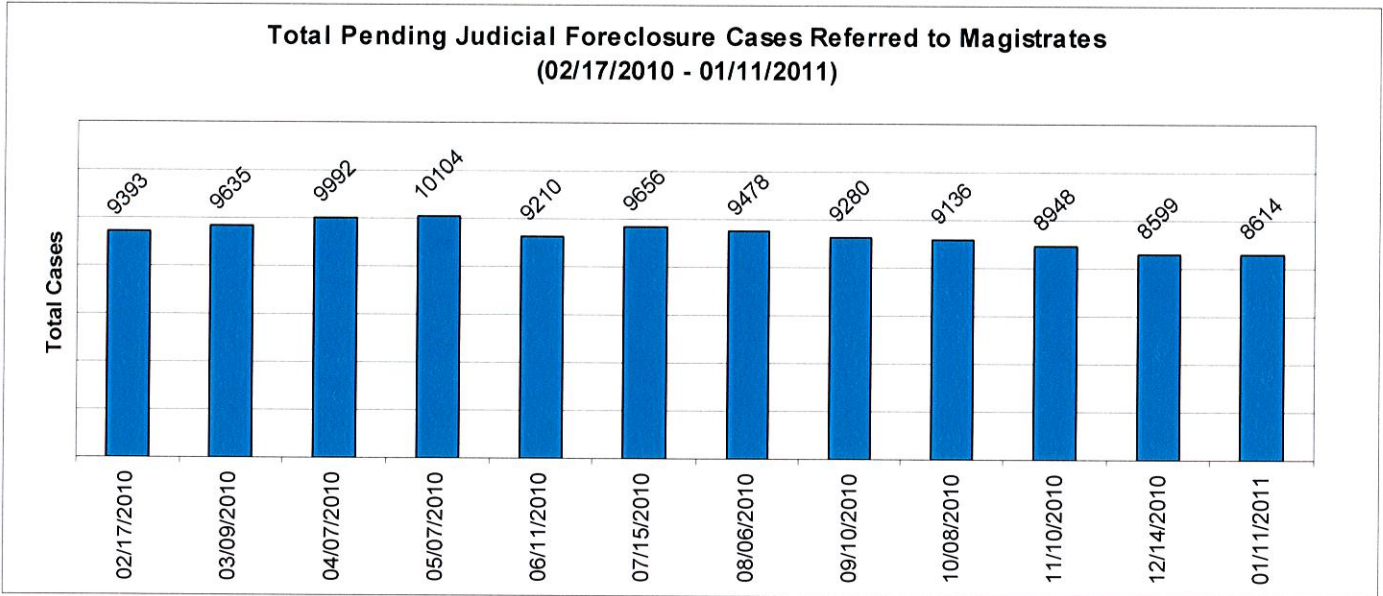
The following chart is a display of the total number of pending Judicial Foreclosure cases referred to the Magistrates on specific dates. The table below shows the number of these cases pending for each year since 1990.



	As of:	02/10/2009	03/16/2009	04/10/2009	05/13/2009	06/09/2009	07/15/2009	08/12/2009	09/14/2009	10/21/2009	11/10/2009	01/04/2010	01/15/2010
Year													
1990		0	0	0	0	0	0	0	0	0	0	0	0
1991		0	0	0	0	0	0	0	0	0	0	0	0
1992		0	0	0	0	0	0	0	0	0	0	0	0
1993		0	0	0	0	0	0	0	0	0	0	0	0
1994		0	0	0	0	0	0	0	0	0	0	0	0
1995		0	0	0	0	0	0	0	0	0	0	0	0
1996		0	0	0	0	0	0	0	0	0	0	0	0
1997		0	0	0	0	0	0	0	0	0	0	0	0
1998		0	0	0	1	0	0	0	0	0	0	0	0
1999		0	0	0	0	0	0	0	0	0	0	0	0
2000		2	2	2	2	2	2	3	2	2	3	2	2
2001		2	1	1	1	1	1	1	1	1	1	1	1
2002		3	2	3	3	3	3	1	1	1	1	1	1
2003		10	12	14	11	11	11	11	9	8	8	8	7
2004		20	16	15	16	16	16	15	15	15	14	13	13
2005		22	19	20	19	18	16	16	16	16	12	13	13
2006		106	90	84	65	62	56	49	42	30	27	25	25
2007		399	314	263	231	203	165	145	129	107	98	88	80
2008		5533	4356	3585	2980	2510	2030	1719	1439	1162	1009	776	720
2009		1104	2192	2828	3552	4320	5202	5641	5954	6292	6648	8224	7933
2010													323
Total		7201	7004	6815	6881	7146	7502	7601	7608	7634	7821	9151	9118

Total Pending Judicial Foreclosure Cases Referred to Magistrates (B)

The following chart is a display of the total number of pending Judicial Foreclosure cases referred to the Magistrates on specific dates. The table below shows the number of these cases pending from each year since 1990.

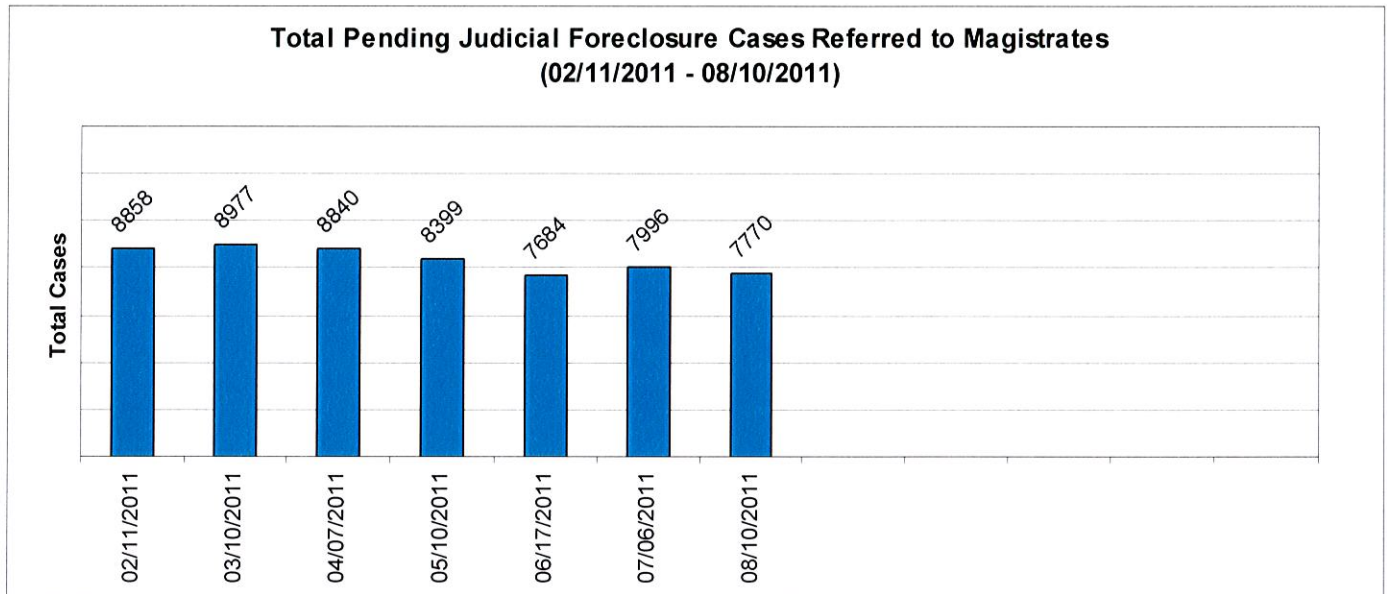


	As of:	02/17/2010	03/09/2010	04/07/2010	05/07/2010	06/11/2010	07/15/2010	08/06/2010	09/10/2010	10/08/2010	11/10/2010	12/14/2010	01/11/2011
Year													
1990		0	0	0	0	0	0	0	0	0	0	0	0
1991		0	0	0	0	0	0	0	0	0	0	0	0
1992		0	0	0	0	0	0	0	0	1	0	1	0
1993		0	0	0	0	0	0	0	0	0	0	0	0
1994		0	0	0	0	0	0	0	0	0	0	0	0
1995		0	0	0	0	0	0	0	0	0	1	0	0
1996		0	0	0	0	0	0	0	0	1	1	1	1
1997		0	0	0	0	0	0	0	0	0	0	0	0
1998		0	0	0	0	0	0	0	0	0	0	0	0
1999		0	0	0	0	0	0	0	0	1	1	0	0
2000		3	3	3	2	2	1	1	1	0	1	0	1
2001		1	1	1	0	0	0	1	0	0	0	0	0
2002		1	0	1	1	1	1	1	1	1	1	1	1
2003		6	7	7	8	8	8	6	5	6	4	4	4
2004		11	12	11	13	11	10	8	9	11	9	9	9
2005		12	13	15	11	9	12	11	9	7	8	8	9
2006		23	22	16	15	13	17	12	15	15	14	12	13
2007		69	65	63	64	61	50	47	43	37	37	33	31
2008		585	511	442	356	308	262	250	215	189	169	148	136
2009		7064	6478	5811	5137	4070	3424	2990	2527	2125	1751	1445	1282
2010		1618	2523	3622	4497	4727	5871	6151	6455	6742	6951	6937	6927
2011													200
Total		9393	9635	9992	10104	9210	9656	9478	9280	9136	8948	8599	8614

CUYAHOGA COUNTY COMMON PLEAS COURT

Total Pending Judicial Foreclosure Cases Referred to Magistrates (C)

The following chart is a display of the total number of pending Judicial Foreclosure cases referred to the Magistrates on specific dates. The table below shows the number of these cases pending from each year since 1990.

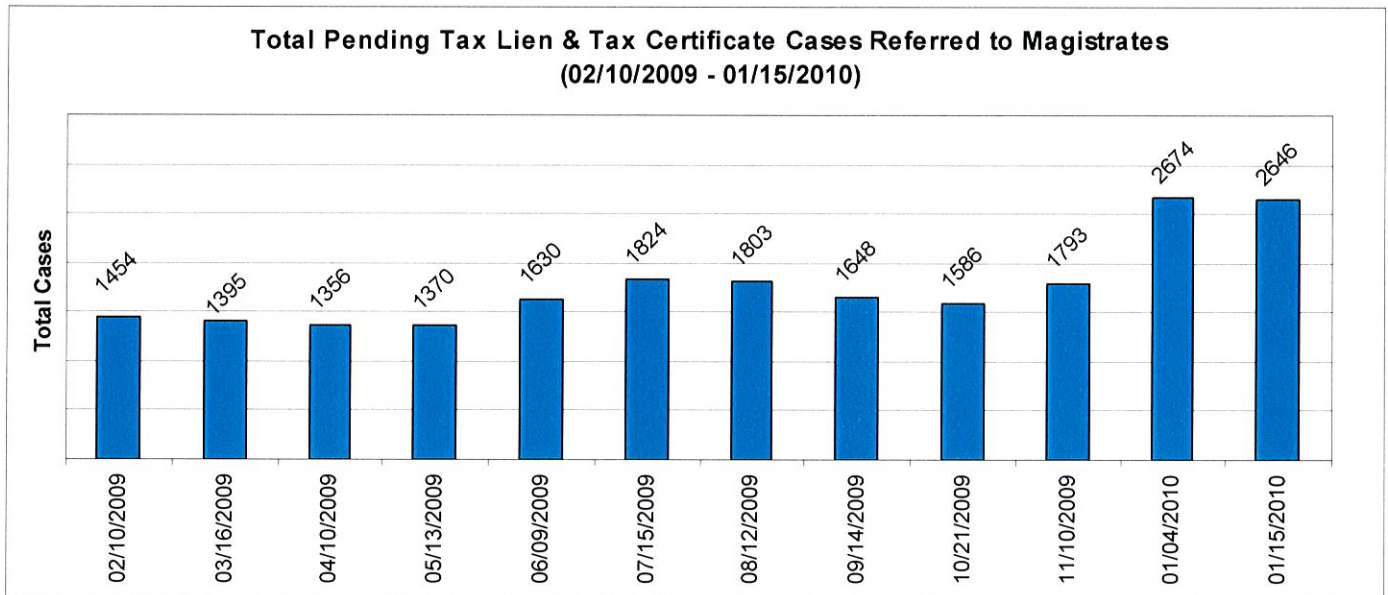


	As of:	02/11/2011	03/10/2011	04/07/2011	05/10/2011	06/17/2011	07/06/2011	08/10/2011					
Year													
1990		0	0	0	0	0	0	0					
1991		0	0	0	0	0	0	0					
1992		0	0	0	0	0	0	0					
1993		0	0	0	0	0	0	0					
1994		0	0	0	0	0	0	0					
1995		0	0	0	0	0	0	0					
1996		1	1	1	1	1	1	0					
1997		0	0	0	0	0	0	0					
1998		0	0	0	0	0	0	0					
1999		0	0	0	0	0	0	0					
2000		1	1	3	2	0	0	0					
2001		0	0	0	0	0	0	0					
2002		1	1	1	4	3	1	11					
2003		4	2	2	2	2	2	2					
2004		6	7	6	6	5	4	3					
2005		9	7	7	6	4	4	5					
2006		10	9	10	9	11	9	12					
2007		29	27	26	24	22	22	20					
2008		120	109	96	82	72	71	59					
2009		1031	912	761	611	481	423	342					
2010		6219	5572	4822	3979	3080	2733	2096					
2011		1427	2329	3105	3673	4003	4726	5220					
Total		8858	8977	8840	8399	7684	7996	7770					

CUYAHOGA COUNTY COMMON PLEAS COURT

Total Pending Tax Lien & Certificate Cases Referred to Magistrates (A)

The following chart is a display of the number of pending tax Judicial Foreclosure cases referred to the Magistrates on specific dates. The table below shows the number of pending tax Judicial Foreclosure cases in each year since 1990.

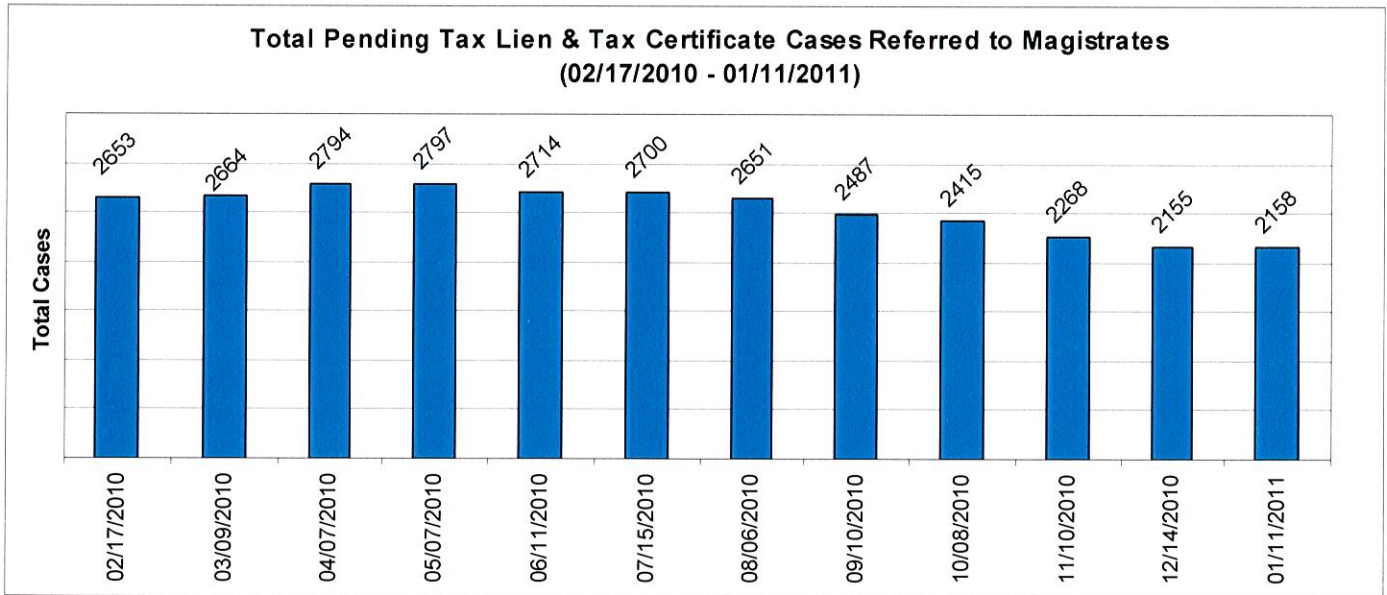


	As of:	02/10/2009	03/16/2009	04/10/2009	05/13/2009	06/09/2009	07/15/2009	08/12/2009	09/14/2009	10/21/2009	11/10/2009	01/04/2010	01/15/2010
Year													
1990		0	0	0	0	0	0	0	0	0	0	0	0
1991		0	0	0	0	0	0	0	0	0	0	0	0
1992		0	0	0	0	0	0	0	0	0	0	0	0
1993		0	0	0	0	0	0	0	0	0	0	0	0
1994		0	0	0	0	0	0	0	0	0	0	0	0
1995		0	0	0	0	0	0	0	0	0	0	0	0
1996		0	0	0	0	0	0	0	0	0	0	0	0
1997		0	0	0	0	0	0	0	0	0	0	0	0
1998		0	0	0	0	0	0	0	0	0	0	0	0
1999		0	0	0	0	0	0	0	0	0	0	0	0
2000		1	1	1	1	1	1	1	1	1	1	1	1
2001		2	1	1	1	1	1	1	1	1	1	1	1
2002		0	0	0	0	0	0	0	0	0	0	0	0
2003		1	2	2	1	1	1	1	1	1	1	1	1
2004		4	3	3	3	3	3	4	4	4	4	4	4
2005		8	4	3	3	3	3	3	2	2	2	2	2
2006		35	29	24	19	19	18	14	12	9	6	5	4
2007		77	60	45	39	36	30	24	23	16	14	13	13
2008		1244	1118	1027	922	839	697	586	464	369	318	251	228
2009		82	177	250	381	727	1070	1169	1140	1183	1446	2396	2369
2010													23
Total		1454	1395	1356	1370	1630	1824	1803	1648	1586	1793	2674	2646

CUYAHOGA COUNTY COMMON PLEAS COURT

Total Pending Tax Lien & Certificate Cases Referred to Magistrates (B)

The following chart is a display of the number of pending tax Judicial Foreclosure cases referred to the Magistrates on specific dates. The table below shows the number of pending tax Judicial Foreclosure cases in each year since 1990.




	As of:	02/17/2010	03/09/2010	04/07/2010	05/07/2010	06/11/2010	07/15/2010	08/06/2010	09/10/2010	10/08/2010	11/10/2010	12/14/2010	01/11/2011
Year													
1990		0	0	0	0	0	0	0	0	0	0	0	0
1991		0	0	0	0	0	0	0	0	0	0	0	0
1992		0	0	0	0	0	0	0	0	0	0	0	0
1993		0	0	0	0	0	0	0	0	0	0	0	0
1994		0	0	0	0	0	0	0	0	0	0	0	0
1995		0	0	0	0	0	0	0	0	0	0	0	0
1996		0	0	0	0	0	0	0	0	0	0	0	0
1997		0	0	0	0	0	0	0	0	0	0	0	0
1998		0	0	0	0	0	0	0	0	0	0	0	0
1999		0	0	0	0	0	0	0	0	0	0	0	0
2000		1	1	1	1	1	1	1	1	0	0	0	0
2001		1	1	1	0	0	0	0	0	0	0	0	0
2002		0	0	0	1	0	0	0	0	0	0	0	0
2003		1	1	1	1	1	1	1	0	1	0	0	0
2004		4	3	3	3	3	3	3	3	3	3	3	3
2005		2	2	2	2	1	2	2	2	2	2	3	4
2006		3	3	3	4	2	4	4	4	4	5	4	6
2007		12	10	10	11	10	8	8	8	6	6	5	5
2008		186	156	133	107	91	82	77	63	55	51	45	41
2009		2267	2145	2054	1924	1750	1558	1422	1246	1102	908	753	674
2010		176	342	586	743	855	1041	1133	1160	1242	1293	1342	1425
Total		2653	2664	2794	2797	2714	2700	2651	2487	2415	2268	2155	2158

CUYAHOGA COUNTY COMMON PLEAS COURT

Total Pending Tax Lien & Certificate Cases Referred to Magistrates (C)

The following chart is a display of the number of pending tax Judicial Foreclosure cases referred to the Magistrates on specific dates. The table below shows the number of pending tax Judicial Foreclosure cases in each year since 1990.

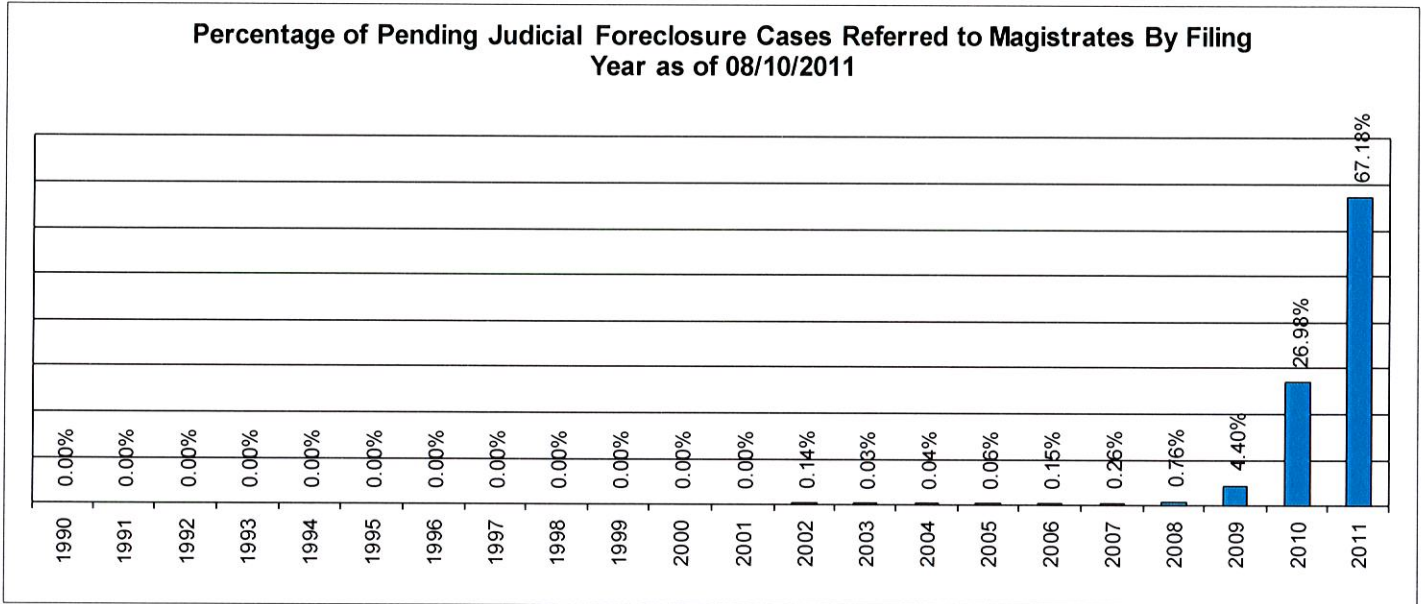


Year	As of:	2/11/2011	3/10/2011	4/7/2011	5/10/2011	6/17/2011	7/7/2011	8/10/2011					
1990		0	0	0	0	0	0	0					
1991		0	0	0	0	0	0	0					
1992		0	0	0	0	0	0	0					
1993		0	0	0	0	0	0	0					
1994		0	0	0	0	0	0	0					
1995		0	0	0	0	0	0	0					
1996		0	0	0	0	0	0	0					
1997		0	0	0	0	0	0	0					
1998		0	0	0	0	0	0	0					
1999		0	0	0	0	0	0	0					
2000		0	0	0	0	0	0	0					
2001		0	0	0	0	0	0	0					
2002		0	0	0	0	1	0	0					
2003		0	0	0	0	0	0	0					
2004		3	4	3	3	3	3	2					
2005		4	4	4	4	3	4	3					
2006		3	3	2	2	2	2	3					
2007		5	5	6	6	6	5	5					
2008		35	31	30	26	20	19	15					
2009		507	441	364	294	208	181	144					
2010		1297	1193	1040	874	668	592	425					
2011		403	764	818	898	973	984	1004					
Total		2257	2445	2267	1209	1884	1790	1601					

CUYAHOGA COUNTY COMMON PLEAS COURT

Percentage of Pending Judicial Foreclosure Cases By Filing Year

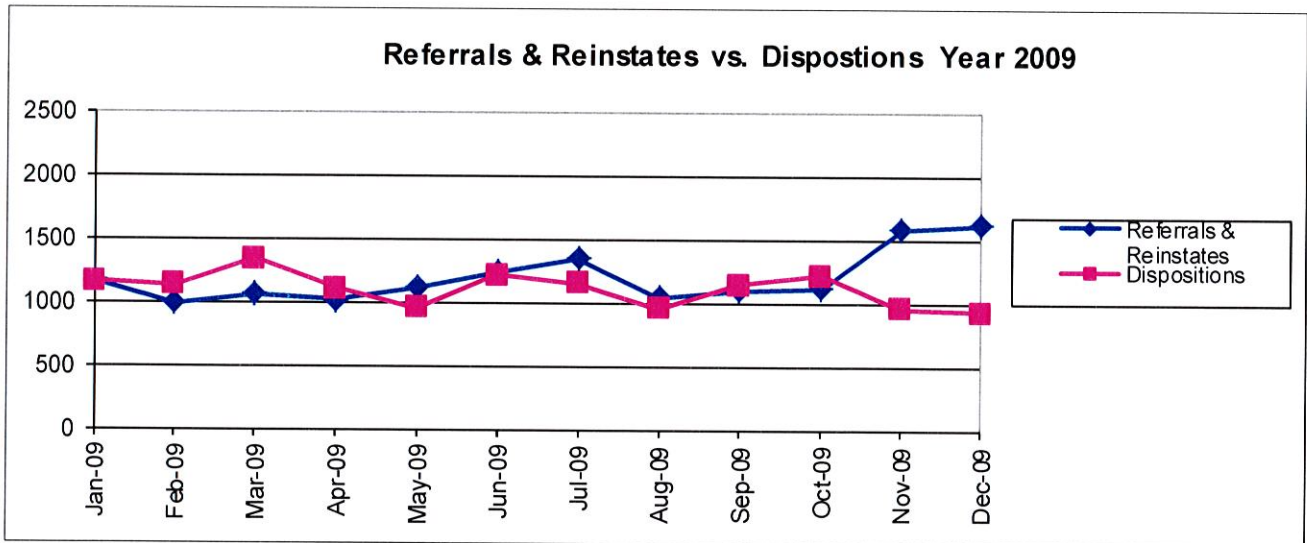
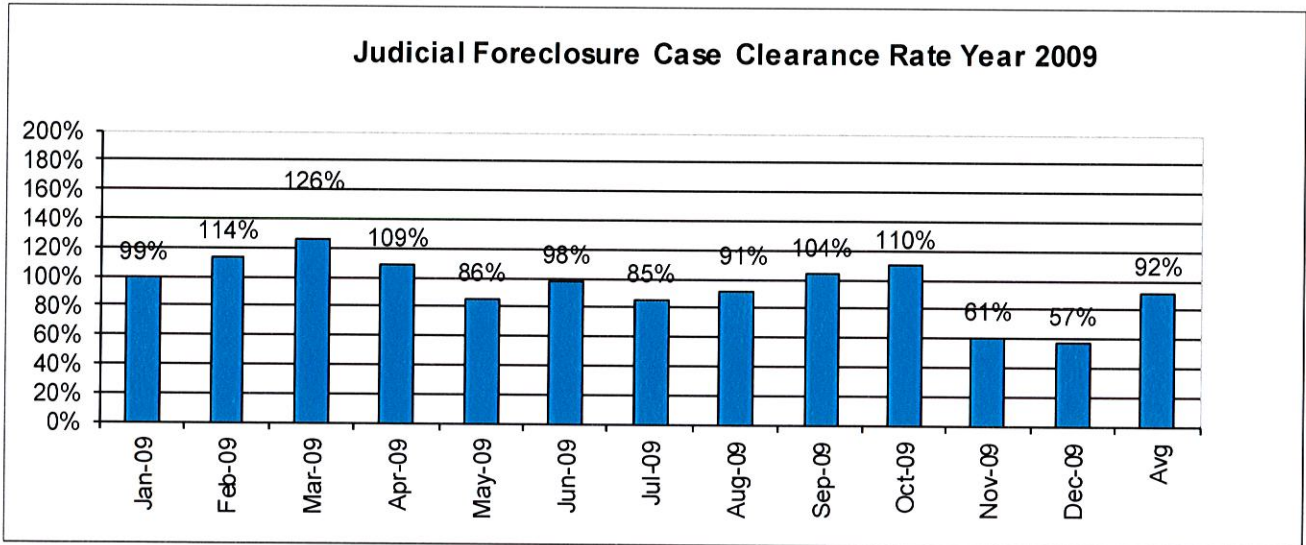
The following chart is a representation of the total number of pending Judicial Foreclosure cases by filing year expressed as a percentage on a specific date. The table below is the supporting data for this chart.



Year	As of:	08/10/11	% of Total
1990		0	0.00%
1991		0	0.00%
1992		0	0.00%
1993		0	0.00%
1994		0	0.00%
1995		0	0.00%
1996		0	0.00%
1997		0	0.00%
1998		0	0.00%
1999		0	0.00%
2000		0	0.00%
2001		0	0.00%
2002		11	0.14%
2003		2	0.03%
2004		3	0.04%
2005		5	0.06%
2006		12	0.15%
2007		20	0.26%
2008		59	0.76%
2009		342	4.40%
2010		2096	26.98%
2011		5220	67.18%
Total		7770	100.00%

Judicial Foreclosure Clearance Rate Year 2009

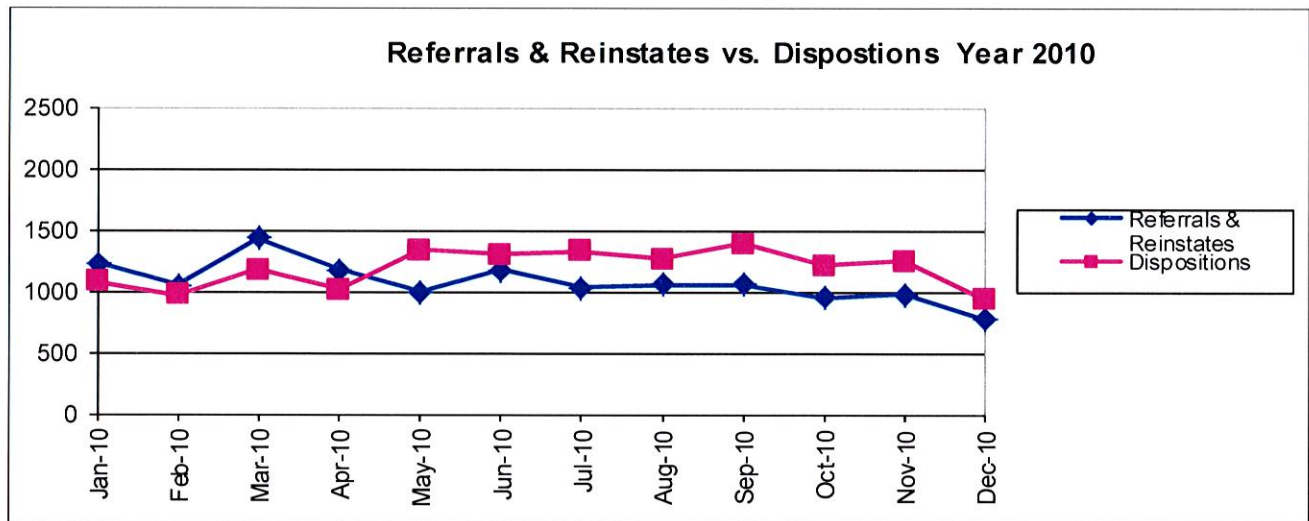
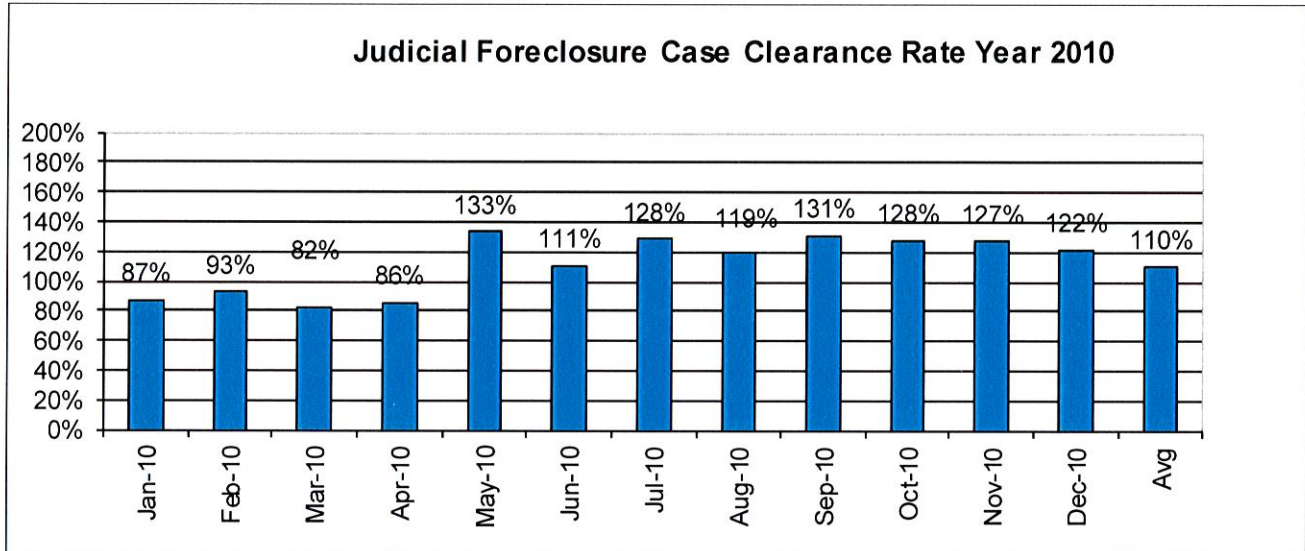
The Clearance Rate is the number of outgoing cases as a percentage of the number of incoming cases. Clearance rate measures whether the court is keeping up with its incoming caseload. If cases are not disposed in a timely manner, a backlog of cases awaiting disposition will grow. A Clearance Rate of 100% indicates that at least as many cases as have been filed, reopened, or reactivated in a period have been disposed.



	Referrals & Reinstates	Dispositions	Clearance Rate
Jan-09	1167	1154	99%
Feb-09	991	1127	114%
Mar-09	1058	1331	126%
Apr-09	1010	1102	109%
May-09	1116	955	86%
Jun-09	1238	1214	98%
Jul-09	1345	1149	85%
Aug-09	1038	949	91%
Sep-09	1094	1136	104%
Oct-09	1108	1214	110%
Nov-09	1573	952	61%
Dec-09	1614	927	57%
Avg	1196	1101	92%
Total	14352	13210	

Judicial Foreclosure Clearance Rate Year 2010

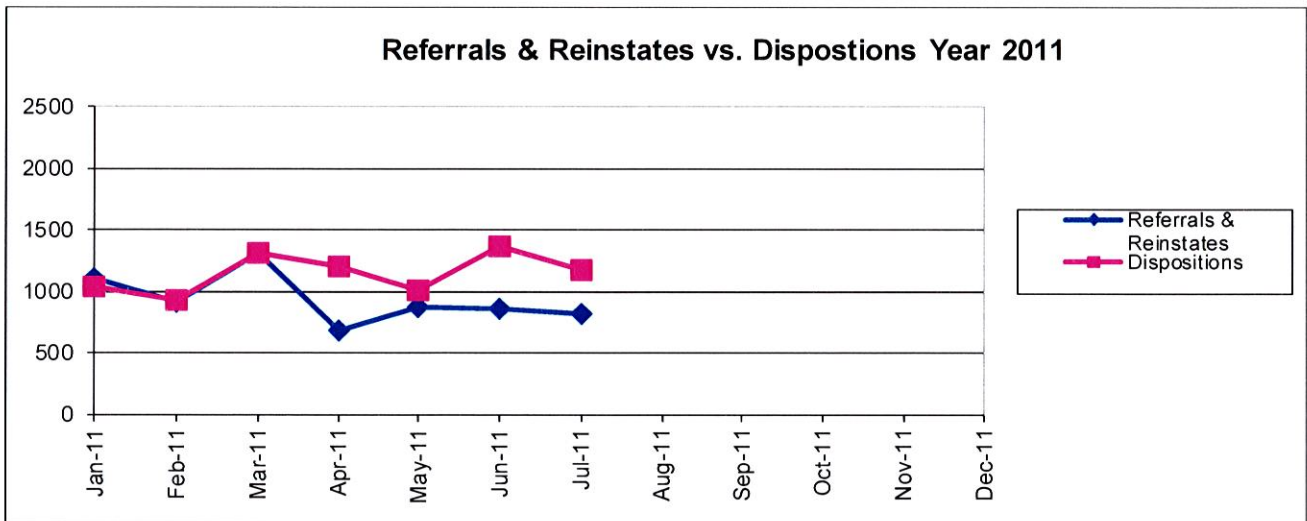
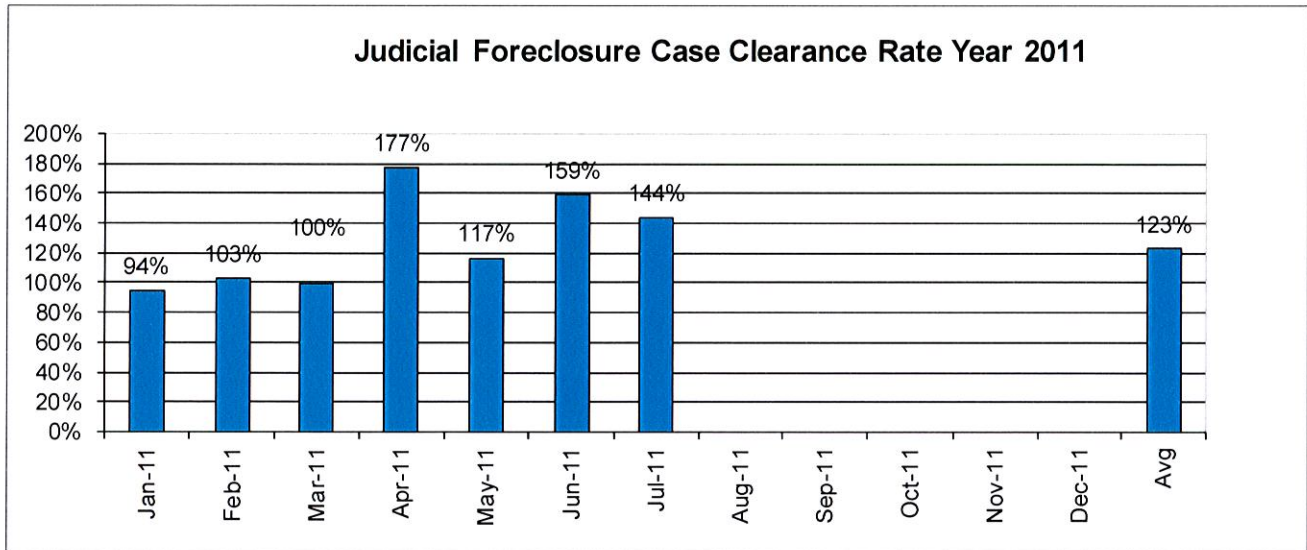
The Clearance Rate is the number of outgoing cases as a percentage of the number of incoming cases. Clearance rate measures whether the court is keeping up with its incoming caseload. If cases are not disposed in a timely manner, a backlog of cases awaiting disposition will grow. A Clearance Rate of 100% indicates that at least as many cases as have been filed, reopened, or reactivated in a period have been disposed.



	Referrals & Reinstates	Dispositions	Clearance Rate
Jan-10	1231	1077	87%
Feb-10	1047	970	93%
Mar-10	1434	1170	82%
Apr-10	1177	1010	86%
May-10	999	1331	133%
Jun-10	1170	1295	111%
Jul-10	1029	1322	128%
Aug-10	1058	1262	119%
Sep-10	1060	1391	131%
Oct-10	948	1211	128%
Nov-10	978	1244	127%
Dec-10	768	935	122%
Avg	1075	1185	110%
Total	12899	14218	

Judicial Foreclosure Clearance Rate Year 2011

The Clearance Rate is the number of outgoing cases as a percentage of the number of incoming cases. Clearance rate measures whether the court is keeping up with its incoming caseload. If cases are not disposed in a timely manner, a backlog of cases awaiting disposition will grow. A Clearance Rate of 100% indicates that at least as many cases as have been filed, reopened, or reactivated in a period have been disposed.

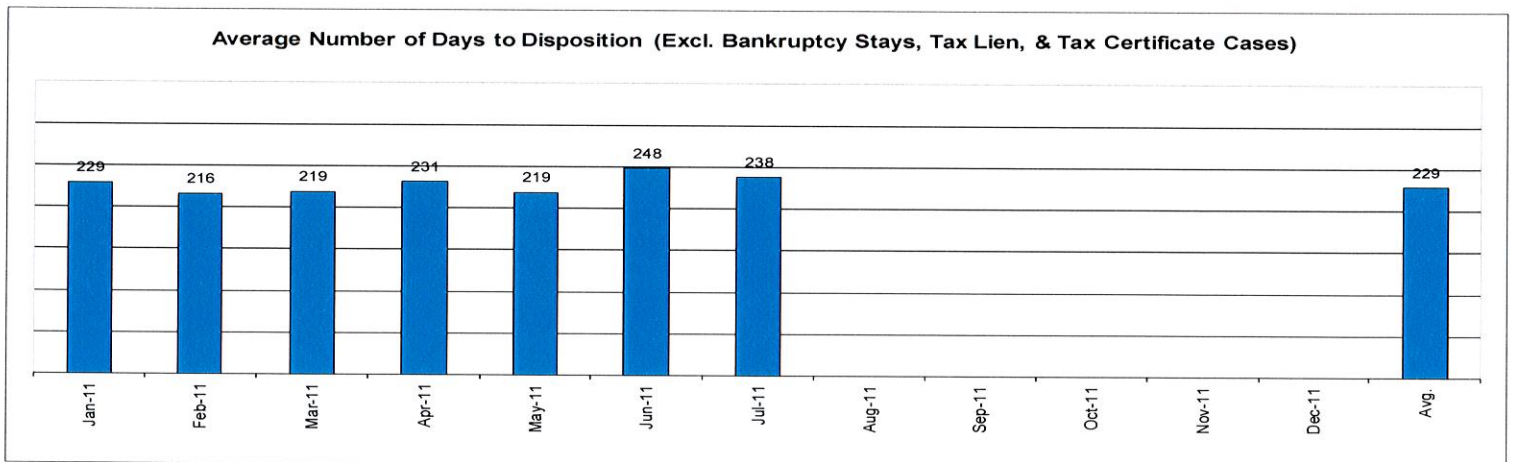
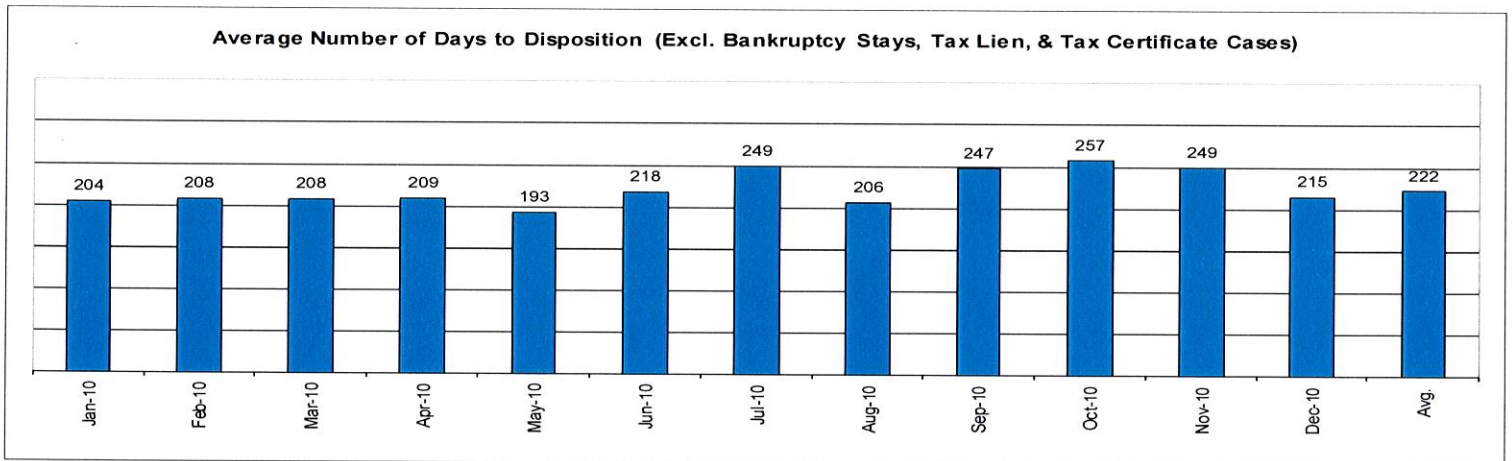
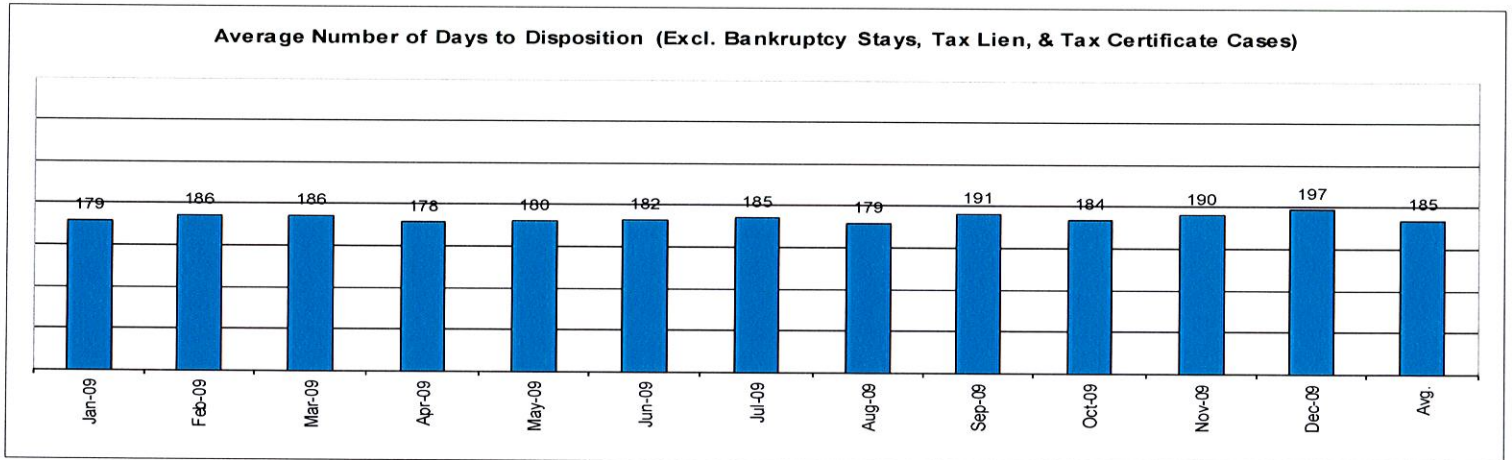


	Referrals & Reinstates	Dispositions	Clearance Rate
Jan-11	1099	1037	94%
Feb-11	906	930	103%
Mar-11	1309	1304	100%
Apr-11	677	1199	177%
May-11	866	1009	117%
Jun-11	856	1360	159%
Jul-11	814	1170	144%
Aug-11			
Sep-11			
Oct-11			
Nov-11			
Dec-11			
Avg	932	1144	123%
Total	6527	8009	

CATAHOGA COUNTY COMMON PLEAS COURT

Avg. Number of Days to Disp. (Excl. Bank. Stays & Tax Lien & Tax Cert.)

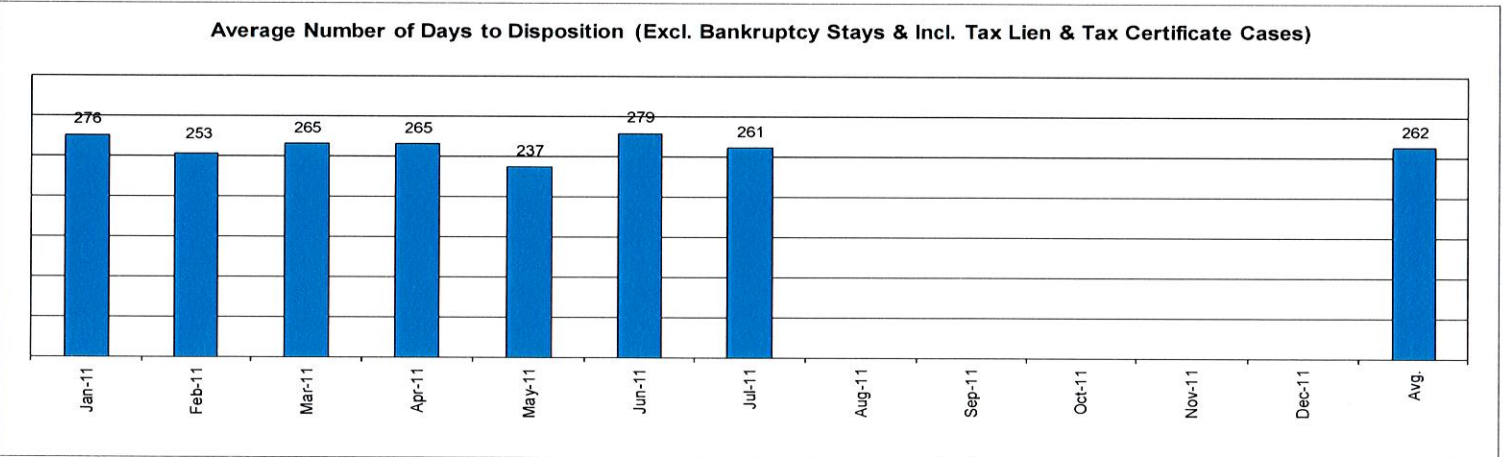
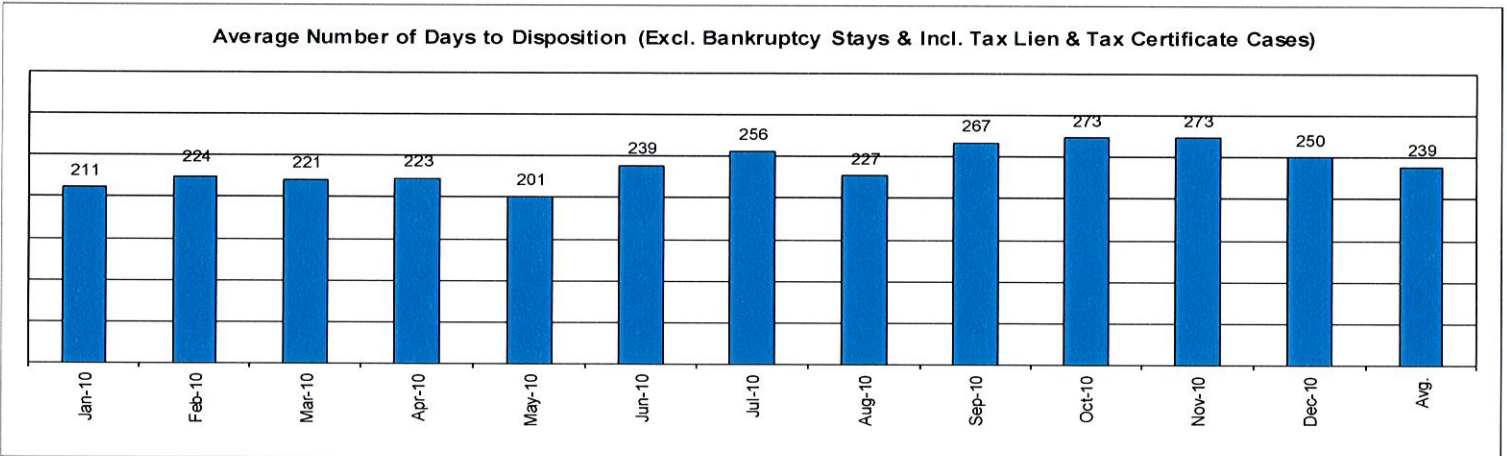
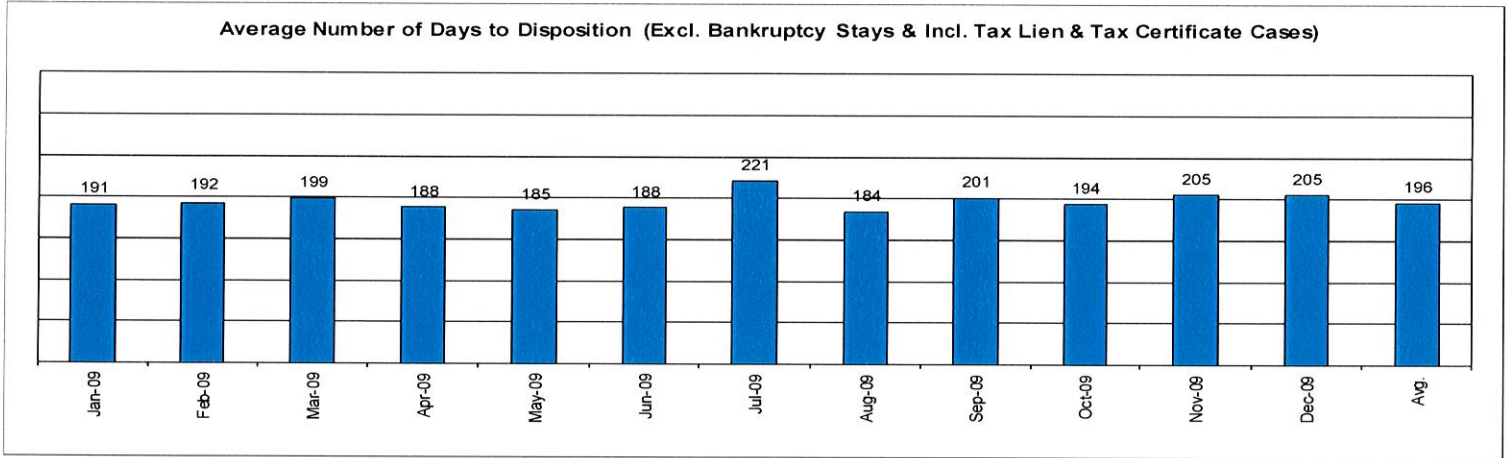
The average number of days to disposition is the number of days from filing to a final disposition entry being filed with the Clerk of Court. The data sample is based on all judicial foreclosure cases terminated by decree or dismissal (cases terminated by bankruptcy are not included) in a month. Each case is examined to determine the number of days between filing and termination with the periods that a case may have been in bankruptcy subtracted. Adding the total days of all of the cases minus bankruptcy periods and dividing by the total number of cases calculates the average. In the following chart, tax judicial foreclosure cases are excluded.



CATTARAUGUS COUNTY COMMON PLEAS COURT

Avg. Number of Days to Disp. (Excl. Bank. Stays & Incl. Tax Lien & Tax Cert.)

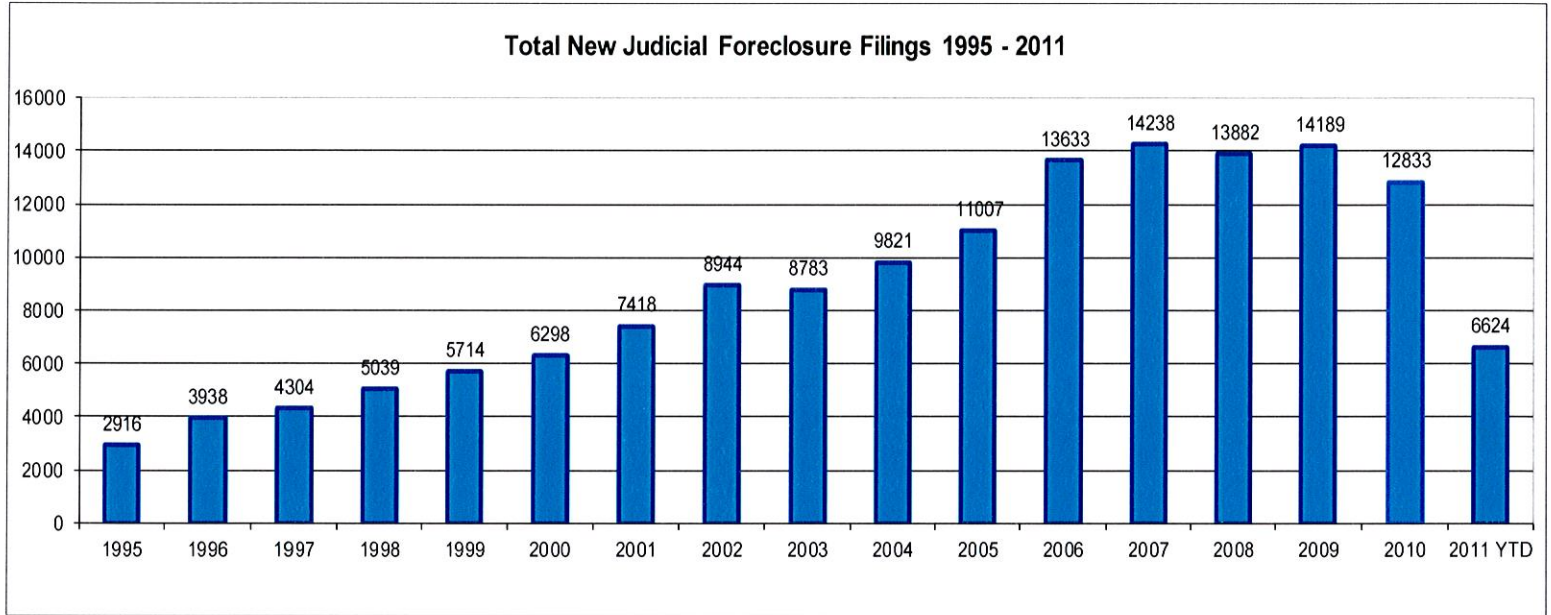
The average number of days to disposition is the number of days from filing to a final disposition entry being filed with the Clerk of Court. The data sample is based on all Judicial Foreclosure cases terminated by decree or dismissal (cases terminated by bankruptcy are not included) in a month. Each case is examined to determine the number of days between filing and termination with the periods that a case may have been in bankruptcy subtracted. Adding the total days of all of the cases minus bankruptcy periods and dividing by the total number of cases calculates the average. In the following chart, all types of Judicial Foreclosure cases are included.



Total New Judicial Foreclosure Filings

The following charts are provided as a historical view of new judicial foreclosure filings.

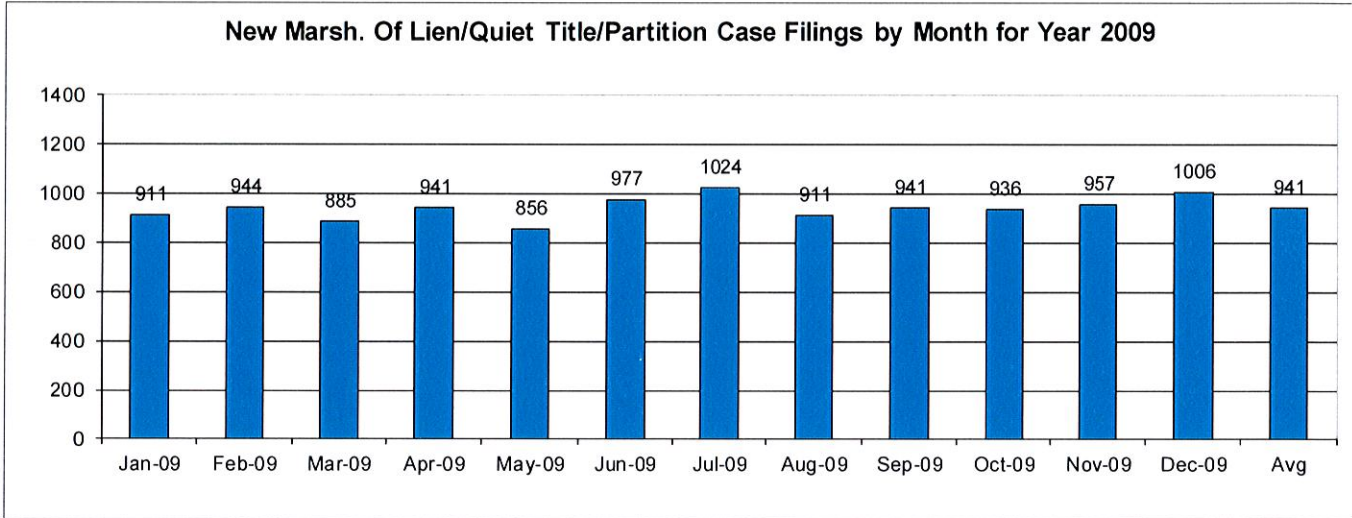
1. Total New Judicial Foreclosure Filings from 1995 – 2011 by year
2. Total New Marsh of Lien/Quiet Title/Partition Filings from 2009 – 2011 by month
3. Total New Tax Lien & Tax Certificate Filings for 2009 – 2011 by month
4. Total New Judicial Foreclosure Filings from 2009 – 2011 by month



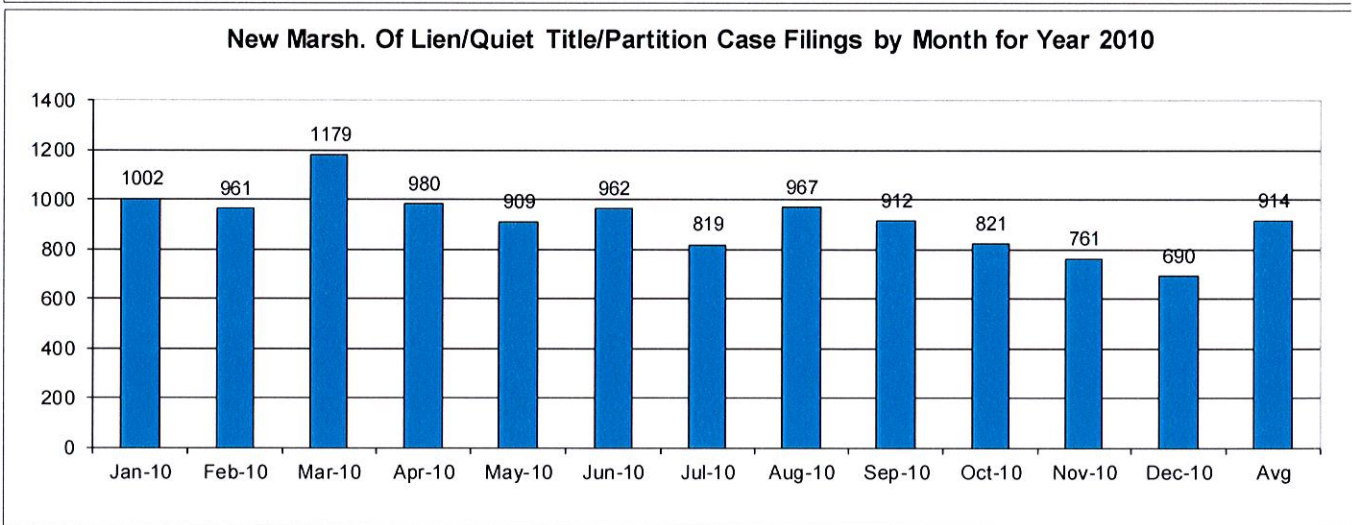
CUYAHOGA COUNTY COMMON PLEAS COURT

New Marsh of Lien/Quiet Title/Partition Case Filings by Month for Year 2009 – 2011 YTD

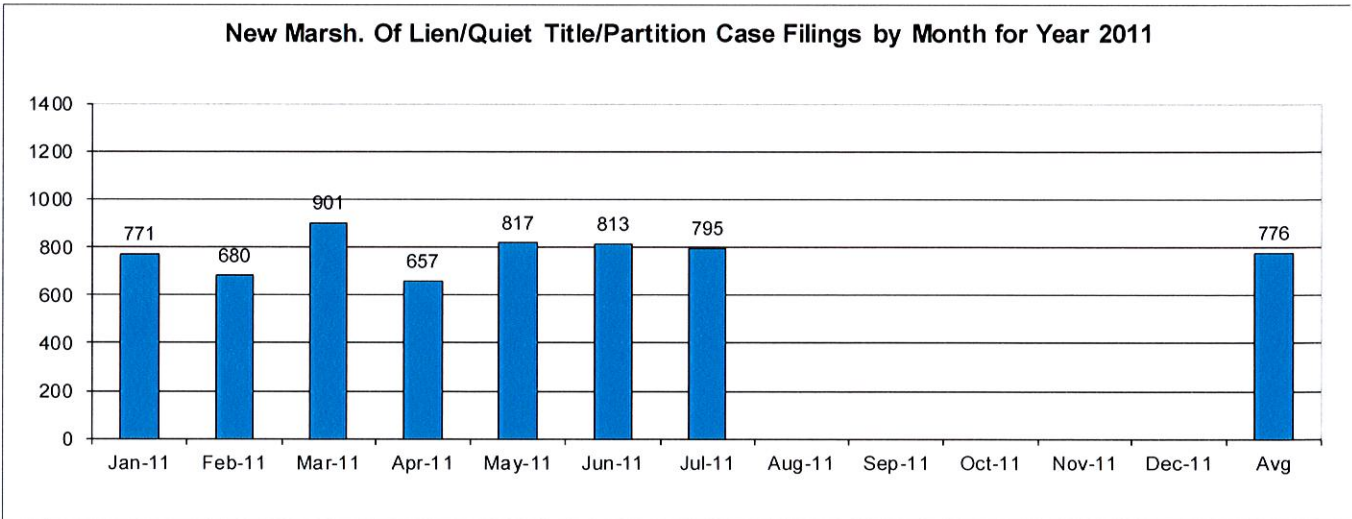
Month	# Filings
Jan-09	911
Feb-09	944
Mar-09	885
Apr-09	941
May-09	856
Jun-09	977
Jul-09	1024
Aug-09	911
Sep-09	941
Oct-09	936
Nov-09	957
Dec-09	1006
Avg	941



Month	# Filings
Jan-10	1002
Feb-10	961
Mar-10	1179
Apr-10	980
May-10	909
Jun-10	962
Jul-10	819
Aug-10	967
Sep-10	912
Oct-10	821
Nov-10	761
Dec-10	690
Avg	914
Total	10963



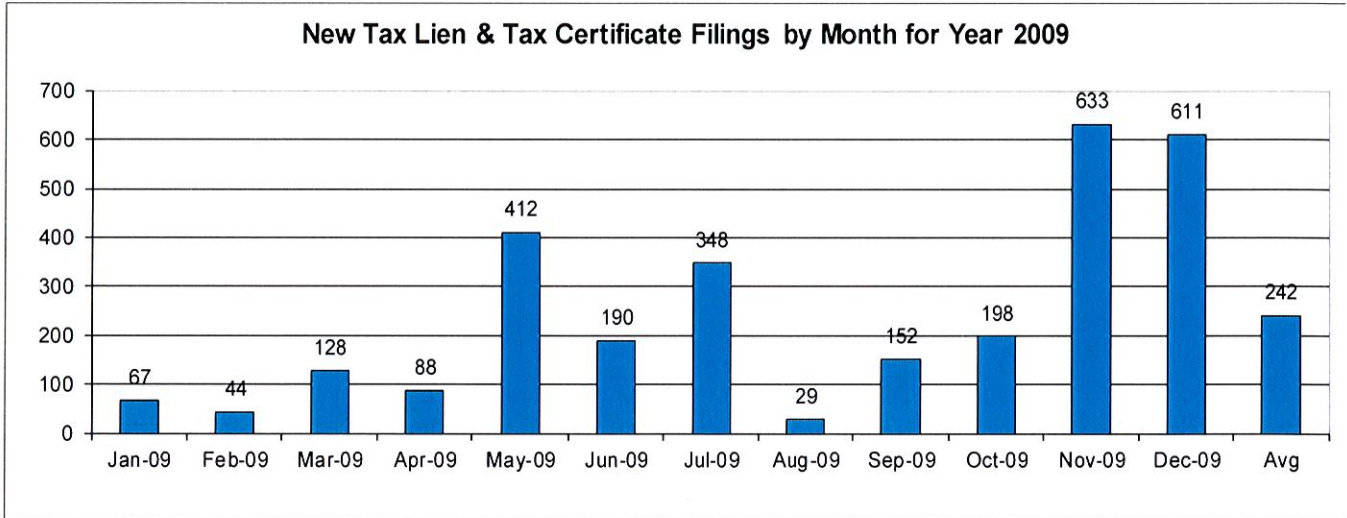
Month	# Filings
Jan-11	771
Feb-11	680
Mar-11	901
Apr-11	657
May-11	817
Jun-11	813
Jul-11	795
Aug-11	
Sep-11	
Oct-11	
Nov-11	
Dec-11	
Avg	776
Total	5434



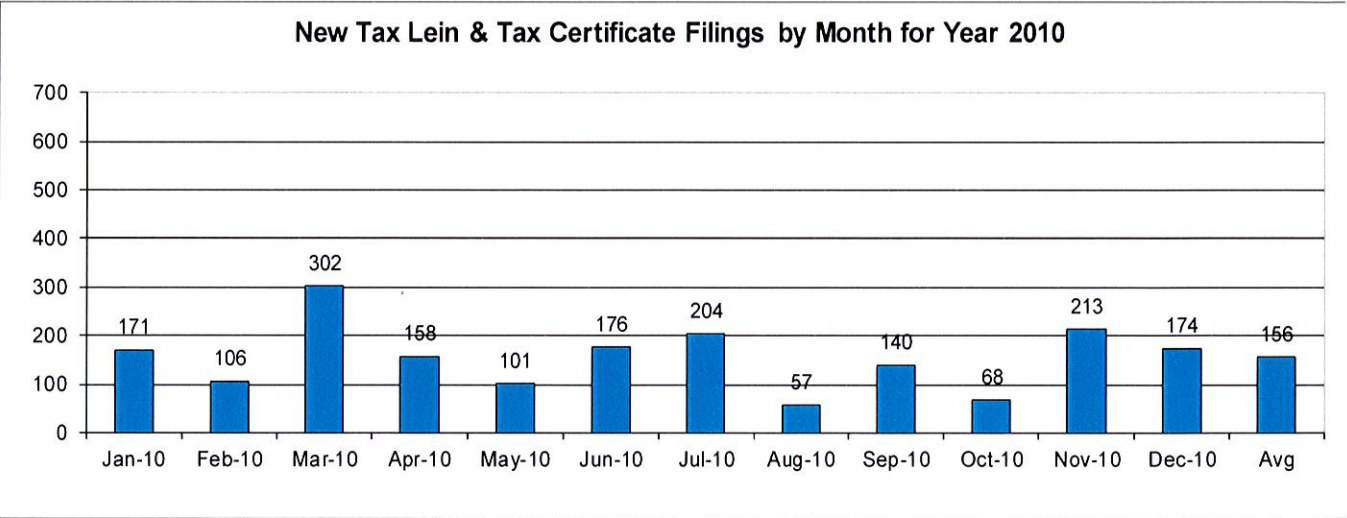
CUYAHOGA COUNTY COMMON PLEAS COURT

New Tax Lien & Certificate Filings by Month for Year 2009 – 2011 YTD

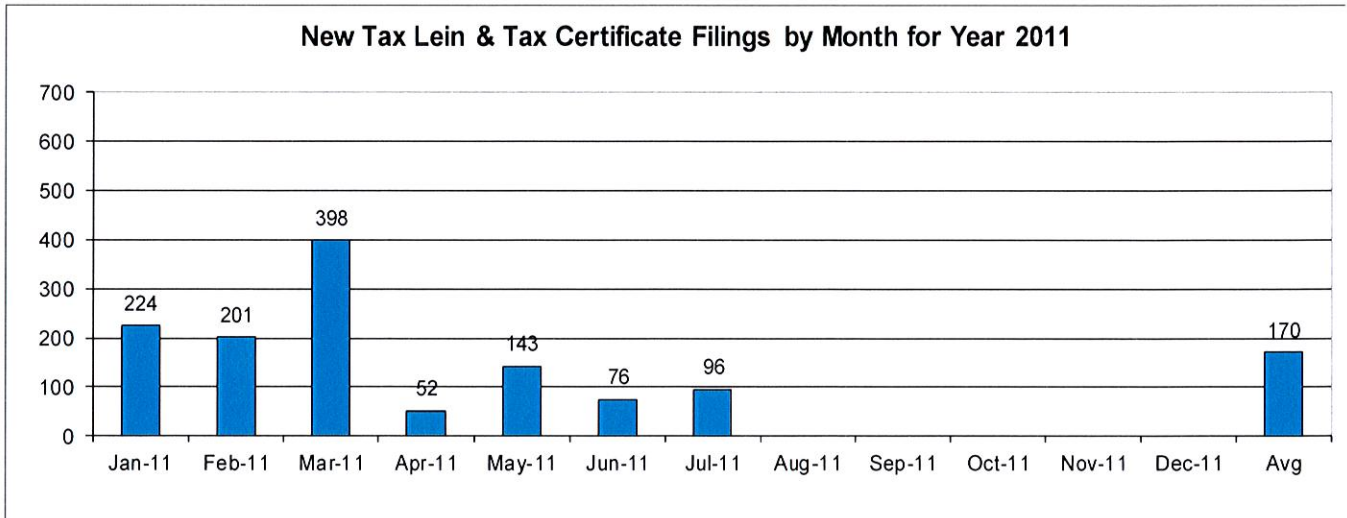
Month	# Filings
Jan-09	67
Feb-09	44
Mar-09	128
Apr-09	88
May-09	412
Jun-09	190
Jul-09	348
Aug-09	29
Sep-09	152
Oct-09	198
Nov-09	633
Dec-09	611
Avg	242
Total	2900



Month	# Filings
Jan-10	171
Feb-10	106
Mar-10	302
Apr-10	158
May-10	101
Jun-10	176
Jul-10	204
Aug-10	57
Sep-10	140
Oct-10	68
Nov-10	213
Dec-10	174
Avg	156
Total	1870

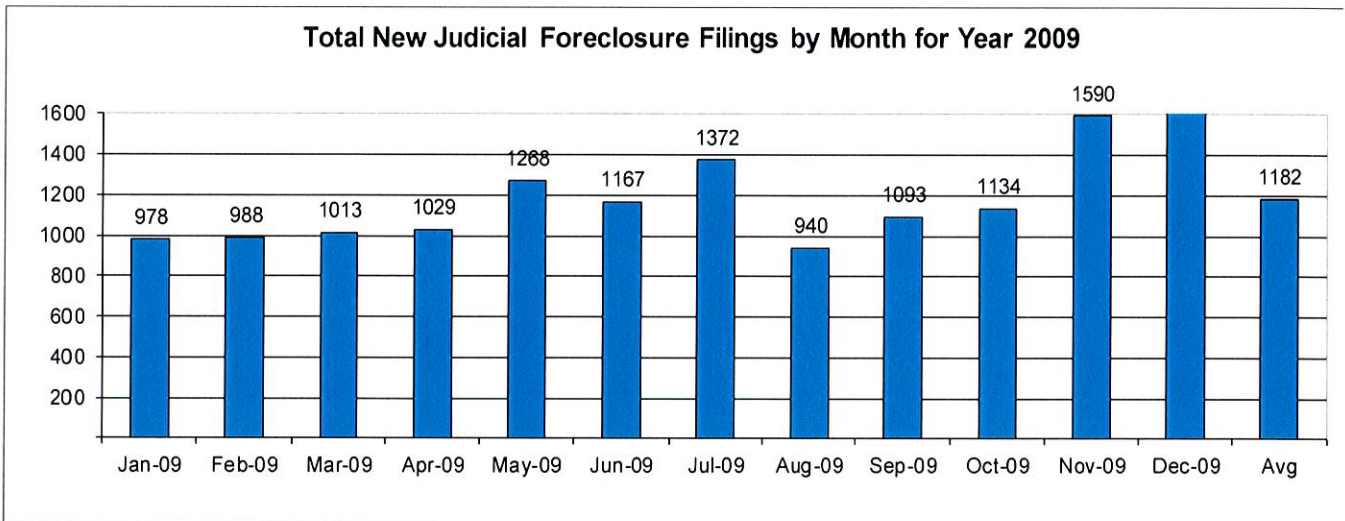


Month	# Filings
Jan-11	224
Feb-11	201
Mar-11	398
Apr-11	52
May-11	143
Jun-11	76
Jul-11	96
Aug-11	
Sep-11	
Oct-11	
Nov-11	
Dec-11	
Avg	170
Total	1190

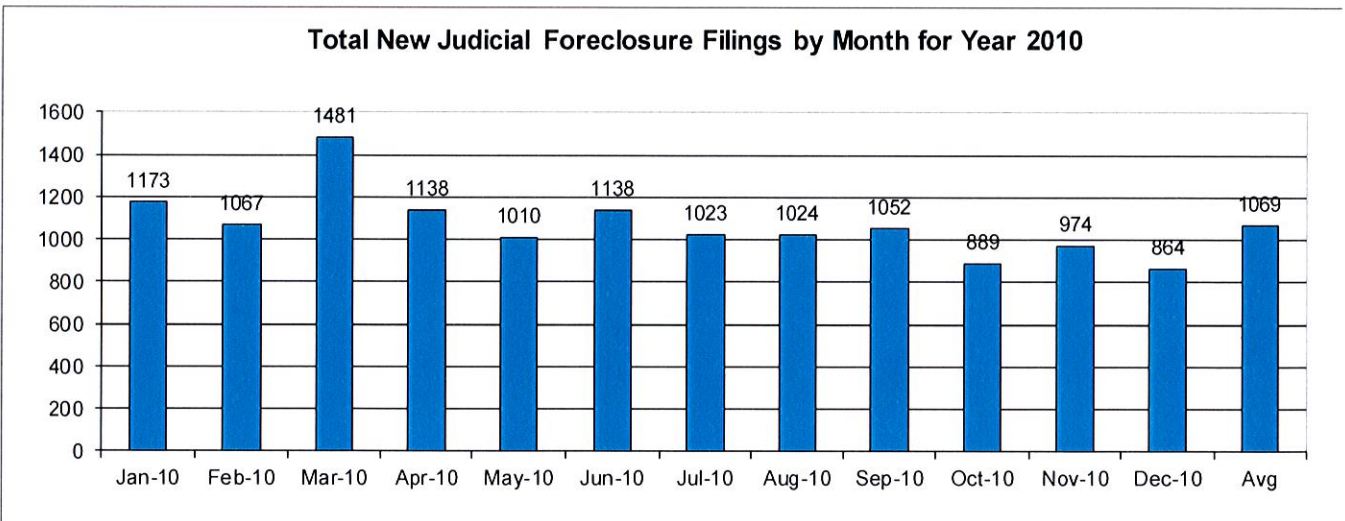


Total New Judicial Foreclosure Filings by Month for Year 2009 – 2011 YTD

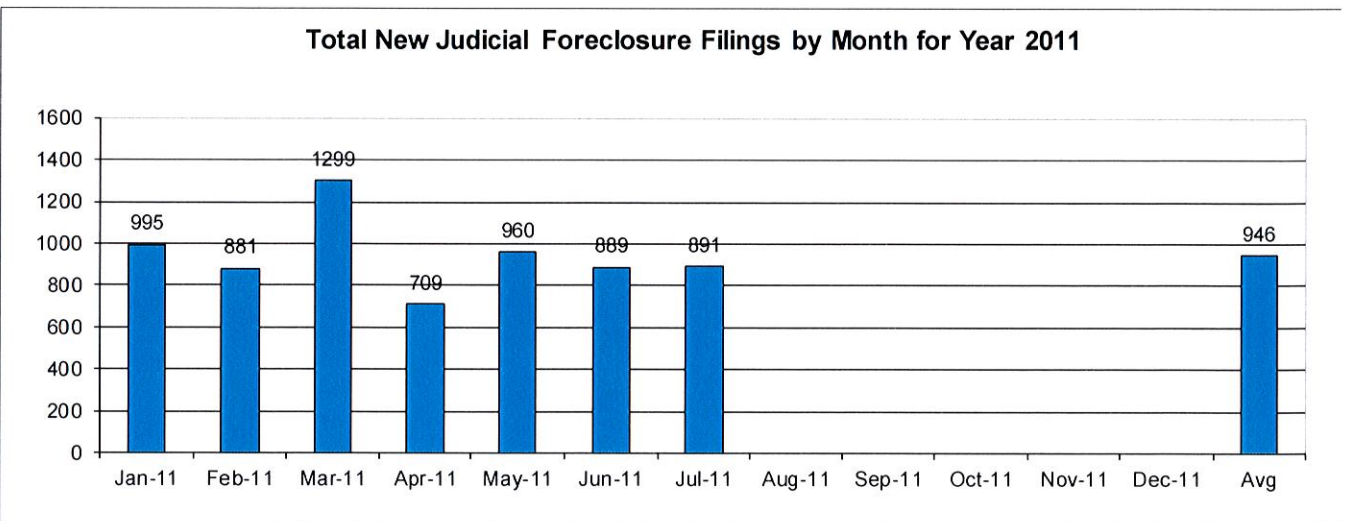
Month	# Filings
Jan-09	978
Feb-09	988
Mar-09	1013
Apr-09	1029
May-09	1268
Jun-09	1167
Jul-09	1372
Aug-09	940
Sep-09	1093
Oct-09	1134
Nov-09	1590
Dec-09	1617
Avg	1182
Total	14189



Month	# Filings
Jan-10	1173
Feb-10	1067
Mar-10	1481
Apr-10	1138
May-10	1010
Jun-10	1138
Jul-10	1023
Aug-10	1024
Sep-10	1052
Oct-10	889
Nov-10	974
Dec-10	864
Avg	1069
Total	12833



Month	# Filings
Jan-11	995
Feb-11	881
Mar-11	1299
Apr-11	709
May-11	960
Jun-11	889
Jul-11	891
Aug-11	
Sep-11	
Oct-11	
Nov-11	
Dec-11	
Avg	946
Total	6624



Magistrate's Monthly Reports

The Magistrates' Monthly Report consists of 5 reports. Below is a description of each.

Magistrate's Monthly Supplemental Journal Entry Report (R415)

Retrieves total number of supplemental entries and Decrees of Confirmation of Sheriff's sale created during a specific period. A supplemental entry is any journal created by a magistrate, which does not close out a case. For example, any magistrate's order (MG) setting a hearing, any journal entry (JE) ruling on a motion, journals confirming Sheriff's sales, etc.).

Magistrate's Full Disposition Count by Magistrate Report (R413)

Retrieves total number of cases disposed of during a specific period. The dispositions are grouped by Magistrate and then broken down by the type of disposition (i. e. Default, Dismissed with Prejudice, Dismissed without Prejudice, etc.) This report can be printed three different ways. Including tax cases (Full Dispositions), excluding tax cases (Non-Tax Dispositions), and Tax cases only (Tax Dispositions).

Magistrate's Monthly Cases Referred/Reinstated Report (R418)

Retrieves newly filed cases referred to the Magistrates Dept. and cases previously disposed by the Magistrates Dept. that are reinstated and re-referred to the magistrates. The cases are separated by Tax (filing code 1465; Tax Judicial Foreclosure & 1466; Tax Certificate Judicial Foreclosure) and Non-Tax (1460; Judicial Foreclosure Marsh. Of Lien, 1480; Partition, 1470; Quiet Title, misc. (i. e. 1391; Contract Other, etc.).

Magistrate's Monthly Hearing Totals Report (R3146)

Retrieves total number of hearings held during one month. The hearings are grouped by Magistrate and then broken down by what type hearing was held (i. e. Default, Pretrial, etc.).

Magistrate's Monthly Case Load Report (R3147)

Retrieves individual caseload totals for individual magistrates during a specific period. The cases are grouped by magistrate and then broken down by case type (i. e. tax judicial foreclosure, tax certificate judicial foreclosure and non-tax judicial foreclosure).

CUYAHOGA COUNTY COURT OF COMMON PLEAS

DATE: 08/10/2011
TIME: 2:48 PM

OFFICE OF THE MAGISTRATES
MAGISTRATE'S MONTHLY SUPPLEMENTALS BY CASE
REPORTING PERIOD: JULY 2011

PAGE: 1
CMSR415D

SUPPLEMENTALS

AUGUSTYN	506
BAKER	423
BUCHA	301
CUTHBERT	341
DYKE	337
GAUNTNER	333
GONZALEZ	311
HIPPLEY	205
JACKSON	243
KLEIN	321
LUCAS	263
OLSZTYN	543
VOZAR	360
WEISS	300
UNACCOUNTED FOR	0

TOTAL 4787

CONFIRMATIONS

TOTAL 312

CUYAHOGA COUNTY COURT OF COMMON PLEAS

OFFICE OF THE MAGISTRATES

Full Disposition Count by Magistrate

REPORTING PERIOD: FROM 07/01/2011 TO 07/31/2011

DATE: 08/10/2011

TIME: 2:51 PM

PAGE: 1

CMSR413

MagID	Dispose Type	Tax Cert.	Tax Treas.	Total		
KCA					Decrees	654
	Bank	0	0	1	Defaults	440
	Def	0	0	9	Other	214
	Dism	0	0	11	Court Trial	0
	Ref. Vacate	0	0	0	Dismissals	452
	Court Trial	0	0	0	Bankruptcy	64
	Other	0	0	4	Ref. Vacated	0
	<u>MAG'S TOTAL</u>	0	0	<u>25</u>	Grand Total	1170
GDB						
	Bank	0	0	4		
	Def	0	0	40		
	Dism	0	0	30		
	Ref. Vacate	0	0	0		
	Court Trial	0	0	0		
	Other	0	0	5		
	<u>MAG'S TOTAL</u>	0	0	<u>79</u>		
SMB						
	Bank	0	0	2		
	Def	6	1	37		
	Dism	0	0	21		
	Ref. Vacate	0	0	0		
	Court Trial	0	0	0		
	Other	0	2	5		
	<u>MAG'S TOTAL</u>	6	3	<u>65</u>		
ARC						
	Bank	0	0	6		
	Def	0	0	33		
	Dism	0	0	25		
	Ref. Vacate	0	0	0		
	Court Trial	0	0	0		
	Other	0	0	7		
	<u>MAG'S TOTAL</u>	0	0	<u>71</u>		
JTD						
	Bank	0	0	8		
	Def	1	0	37		
	Dism	3	2	43		
	Ref. Vacate	0	0	0		
	Court Trial	0	0	0		
	Other	0	0	9		
	<u>MAG'S TOTAL</u>	4	2	<u>97</u>		
TMG						
	Bank	0	0	4		
	Def	0	0	25		
	Dism	0	0	40		
	Ref. Vacate	0	0	0		
	Court Trial	0	0	0		
	Other	0	0	6		
	<u>MAG'S TOTAL</u>	0	0	<u>75</u>		
TG						
	Bank	0	0	5		
	Def	0	0	23		
	Dism	0	0	39		
	Ref. Vacate	0	0	0		
	Court Trial	0	0	0		
	Other	0	0	0		
	<u>MAG'S TOTAL</u>	0	0	<u>67</u>		
KH						
	Bank	0	0	5		
	Def	0	0	50		
	Dism	0	0	49		

CUYAHOGA COUNTY COURT OF COMMON PLEAS

OFFICE OF THE MAGISTRATES

Full Disposition Count by Magistrate

REPORTING PERIOD: FROM 07/01/2011 TO 07/31/2011

DATE: 08/10/2011

TIME: 2:51 PM

PAGE: 2

CMSR413

MagID	Dispose Type	Tax Cert.	Tax Treas.	Total
	Ref. Vacate	0	0	0
	Court Trial	0	0	0
	Other	0	0	10
	<u>MAG'S TOTAL</u>	0	0	<u>114</u>
<hr/>				
JLJ	Bank	0	0	8
	Def	0	0	36
	Dism	0	0	40
	Ref. Vacate	0	0	0
	Court Trial	0	0	0
	Other	0	0	8
	<u>MAG'S TOTAL</u>	0	0	<u>92</u>
<hr/>				
MK	Bank	0	0	3
	Def	0	0	45
	Dism	0	0	49
	Ref. Vacate	0	0	0
	Court Trial	0	0	0
	Other	0	0	2
	<u>MAG'S TOTAL</u>	0	0	<u>99</u>
<hr/>				
PL	Bank	2	1	3
	Def	33	0	33
	Dism	6	7	13
	Ref. Vacate	0	0	0
	Court Trial	0	0	0
	Other	0	100	100
	<u>MAG'S TOTAL</u>	41	108	<u>149</u>
<hr/>				
CEO	Bank	0	0	8
	Def	0	0	27
	Dism	0	0	35
	Ref. Vacate	0	0	0
	Court Trial	0	0	0
	Other	0	0	4
	<u>MAG'S TOTAL</u>	0	0	<u>74</u>
<hr/>				
TJV	Bank	0	0	6
	Def	2	0	29
	Dism	1	0	33
	Ref. Vacate	0	0	0
	Court Trial	0	0	0
	Other	0	1	7
	<u>MAG'S TOTAL</u>	3	1	<u>75</u>
<hr/>				
CW	Bank	0	1	1
	Def	16	0	16
	Dism	12	12	24
	Ref. Vacate	0	0	0
	Court Trial	0	0	0
	Other	0	46	47
	<u>MAG'S TOTAL</u>	28	59	<u>88</u>

CUYAHOGA COUNTY COURT OF COMMON PLEAS

DATE: 08/10/2011
 TIME: 02:51 PM

OFFICE OF THE MAGISTRATES
 MAGISTRATE'S MONTHLY REF/REIN CASES
 FROM 07/01/2011 TO 07/31/2011

CMSR418

MAGISTRATE	NEW REFERRALS				REINSTATED			
	Tax Treas.	Tax Cert.	Non-Tax	Total	Tax Treas.	Tax Cert.	Non-Tax	Total
<u>AUGUSTYN/KEVIN/C</u>	0	0	44	44	0	0	2	2
<u>BAKER/GAIL/D</u>	0	0	59	59	0	0	8	8
<u>BUCHA/STEPHEN/M</u>	0	0	42	42	0	0	2	2
<u>CUTHBERT/AMY/R</u>	0	0	74	74	0	0	4	4
<u>DYKE/JOHN/T</u>	1	0	67	68	0	0	2	2
<u>GAUNTNER/TIMOTHY/M</u>	0	0	54	54	0	0	4	4
<u>GONZALEZ/TRACEY/</u>	0	0	67	67	0	0	3	3
<u>HIPPLEY/KEVIN/</u>	0	0	66	66	0	0	2	2
<u>JACKSON/JIM/L</u>	0	0	53	53	0	0	5	5
<u>KLEIN/MONICA/</u>	0	0	51	51	0	0	3	3
<u>LUCAS/PAUL/</u>	46	0	0	46	2	1	0	3
<u>OLSZTYN/CHRISTOPHER/E</u>	0	0	54	54	0	0	5	5
<u>VOZAR/THOMAS/J</u>	0	0	41	41	0	0	4	4
<u>WEISS/CAROL/</u>	47	0	0	47	0	1	0	1
<u>TOTAL</u>	94	0	672	766	2	2	44	48
<u>COMBINED TOTAL</u>	814							

CUYAHOGA COUNTY COURT OF COMMON PLEAS

OFFICE OF THE MAGISTRATES

MAG MONTHLY HEARING TOTALS

Reporting Period: July 2011

DATE: 08/10/2011
TIME: 02:52 PM

PAGE: 1
CMSR3146

Monthly Hearing Total 690

AUGUSTYN
 Default Hearings 24
 Tax Hearings 0
 Pretrials 13

 TOTAL: 37

BAKER
 Default Hearings 42
 Tax Hearings 0
 Pretrials 7

 TOTAL: 49

BUCHA
 Default Hearings 37
 Tax Hearings 1
 Pretrials 30

 TOTAL: 68

CUTHBERT
 Default Hearings 42
 Tax Hearings 0
 Pretrials 24

 TOTAL: 66

DYKE
 Default Hearings 14
 Tax Hearings 0
 Pretrials 3

 TOTAL: 17

GAUNTNER
 Default Hearings 30
 Tax Hearings 0
 Pretrials 23

 TOTAL: 53

GONZALEZ
 Default Hearings 37
 Tax Hearings 0
 Pretrials 6

 TOTAL: 43

HIPPLEY
 Default Hearings 30
 Tax Hearings 0
 Pretrials 3

 TOTAL: 33

JACKSON
 Default Hearings 40
 Tax Hearings 0
 Pretrials 11

 TOTAL: 51

KLEIN
 Default Hearings 29
 Tax Hearings 0
 Pretrials 8

 TOTAL: 37

CUYAHOGA COUNTY COURT OF COMMON PLEAS

OFFICE OF THE MAGISTRATES

MAG MONTHLY HEARING TOTALS

Reporting Period: July 2011

DATE: 08/10/2011
TIME: 02:52 PM

PAGE: 2
CMSR3146

TOTAL:	37
LUCAS	
Default Hearings	1
Tax Hearings	42
Pretrials	30
<hr/>	
TOTAL:	73
OLSZTYN	
Default Hearings	33
Tax Hearings	0
Pretrials	8
<hr/>	
TOTAL:	41
VOZAR	
Default Hearings	26
Tax Hearings	1
Pretrials	18
<hr/>	
TOTAL:	45
WEISS	
Default Hearings	0
Tax Hearings	35
Pretrials	42
<hr/>	
TOTAL:	77

CUYAHOGA COUNTY COURT OF COMMON PLEAS

DATE: 08/10/2011
 TIME: 2:52 PM

Office of the Magistrates
 Magistrate's Monthly Case Load
 MONTH: JULY 2011

PAGE: 1
 CMSR3147

Magistrate Name	Non Tax Total	Tax Cert.	Tax Treas.	Total Tax	Total Cases
AUGUSTYN	284	0	0	0	284
BAKER	480	0	0	0	480
BUCHA	343	5	1	6	349
CUTHBERT	555	0	0	0	555
DYKE	407	18	17	35	442
GAUNTNER	510	0	0	0	510
GONZALEZ	597	0	0	0	597
HALL	1	0	0	0	1
HIPPLEY	659	0	0	0	659
JACKSON	536	1	0	1	537
KLEIN	515	0	0	0	515
LUCAS	5	480	394	874	879
OLSZTYN	444	0	0	0	444
VOZAR	468	29	10	39	507
WEISS	0	406	293	699	699
Non Tax Total:	5804	Cert.Tax Total: 939	Tax Treas. Total: 715	Total Tax: 1654	Total Cases: 7458

Report CMSR1062 - Judicial Foreclosure Statistics by Judge

Report CMSR1062 provides a list of judicial foreclosure case activity for each Judge. The report identifies how many cases were pending at the beginning of the period. The new cases filed and cases that were transferred in or reactivated are added to the number pending at the beginning of the period. It then shows the type and number of terminations for the period. The total terminations are subtracted from the total pending which provides the pending at the end of the period.

CUYAHOGA COUNTY COURT OF COMMON PLEAS

DATE: 09/15/2011
TIME: 02:51 PM

Foreclosure Statistics by Judge
Reporting Period: July 2011

PAGE: 1
CMSR1062

Judge							
AMBROSE, DICK							
Pending at Beg of Period			New Cases Filed		Cases Transferred In / Reactivated		Total
	178		20		17		215
Terminations							
	Bankruptcy 2	Default 11	RefVacated 0	Court Trial 0	Dismiss 12	Other 22	Total 47
	Total Pending at End of Period						168
ASTRAB, MICHAEL							
Pending at Beg of Period			New Cases Filed		Cases Transferred In / Reactivated		Total
	221		21		8		250
Terminations							
	Bankruptcy 0	Default 13	RefVacated 0	Court Trial 0	Dismiss 10	Other 18	Total 41
	Total Pending at End of Period						209
BURNSIDE, JANET R							
Pending at Beg of Period			New Cases Filed		Cases Transferred In / Reactivated		Total
	225		34		13		272
Terminations							
	Bankruptcy 1	Default 18	RefVacated 0	Court Trial 0	Dismiss 9	Other 15	Total 43
	Total Pending at End of Period						229
CALABRESE, DEENA R							
Pending at Beg of Period			New Cases Filed		Cases Transferred In / Reactivated		Total
	226		27		11		264
Terminations							
	Bankruptcy 1	Default 15	RefVacated 0	Court Trial 0	Dismiss 15	Other 11	Total 42
	Total Pending at End of Period						222
CLANCY, MAUREEN							
Pending at Beg of Period			New Cases Filed		Cases Transferred In / Reactivated		Total
	226		28		10		264
Terminations							
	Bankruptcy 2	Default 7	RefVacated 0	Court Trial 0	Dismiss 19	Other 17	Total 45
	Total Pending at End of Period						219
CORRIGAN, BRIAN J							
Pending at Beg of Period			New Cases Filed		Cases Transferred In / Reactivated		Total
	216		29		9		254
Terminations							
	Bankruptcy 3	Default 8	RefVacated 0	Court Trial 0	Dismiss 6	Other 18	Total 35
	Total Pending at End of Period						219
CORRIGAN, PETER J							
Pending at Beg of Period			New Cases Filed		Cases Transferred In / Reactivated		Total
	186		26		21		233
Terminations							
	Bankruptcy 4	Default 4	RefVacated 0	Court Trial 0	Dismiss 12	Other 14	Total 34
	Total Pending at End of Period						199
DONNELLY, MICHAEL P							

CUYAHOGA COUNTY COURT OF COMMON PLEAS

DATE: 09/15/2011
TIME: 02:51 PM

Foreclosure Statistics by Judge
Reporting Period: July 2011

PAGE: 2
CMSR1062

Judge							
	Pending at Beg of Period		New Cases Filed	Cases Transferred In / Reactivated			Total
	259		36	15			310
Terminations	Bankruptcy	Default	RefVacated	Court Trial	Dismiss	Other	Total
	0	20	0	0	20	30	70
Total Pending at End of Period							240
FRIEDLAND, CAROLYN B							
	Pending at Beg of Period		New Cases Filed	Cases Transferred In / Reactivated			Total
	202		27	7			236
Terminations	Bankruptcy	Default	RefVacated	Court Trial	Dismiss	Other	Total
	4	13	0	0	10	18	45
Total Pending at End of Period							191
FRIEDMAN, STUART A							
	Pending at Beg of Period		New Cases Filed	Cases Transferred In / Reactivated			Total
	286		27	13			326
Terminations	Bankruptcy	Default	RefVacated	Court Trial	Dismiss	Other	Total
	1	18	0	0	16	20	55
Total Pending at End of Period							271
FUERST, NANCY A							
	Pending at Beg of Period		New Cases Filed	Cases Transferred In / Reactivated			Total
	132		12	12			156
Terminations	Bankruptcy	Default	RefVacated	Court Trial	Dismiss	Other	Total
	1	6	0	0	10	9	26
Total Pending at End of Period							130
GALLAGHER, EILEEN A							
	Pending at Beg of Period		New Cases Filed	Cases Transferred In / Reactivated			Total
	7		0	4			11
Terminations	Bankruptcy	Default	RefVacated	Court Trial	Dismiss	Other	Total
	0	0	0	0	1	0	1
Total Pending at End of Period							10
GALLAGHER, EILEEN T							
	Pending at Beg of Period		New Cases Filed	Cases Transferred In / Reactivated			Total
	188		34	20			242
Terminations	Bankruptcy	Default	RefVacated	Court Trial	Dismiss	Other	Total
	0	23	0	0	10	19	52
Total Pending at End of Period							190
GALLAGHER, HOLLIE L							
	Pending at Beg of Period		New Cases Filed	Cases Transferred In / Reactivated			Total
	176		30	17			223
Terminations	Bankruptcy	Default	RefVacated	Court Trial	Dismiss	Other	Total
	3	12	0	0	15	15	45
Total Pending at End of Period							178

GAUL, DANIEL

CUYAHOGA COUNTY COURT OF COMMON PLEAS

DATE: 09/15/2011
TIME: 02:51 PM

Foreclosure Statistics by Judge
Reporting Period: July 2011

PAGE: 3
CMSR1062

Judge

Pending at Beg of Period	272	New Cases Filed	25	Cases Transferred In / Reactivated	11	Total	308
Terminations							
Bankruptcy	1	Default	14	RefVacated	0	Court Trial	0
				Dismiss	16	Other	17
						Total	48
				Total Pending at End of Period			260

MASON, LANCE T

Pending at Beg of Period	219	New Cases Filed	25	Cases Transferred In / Reactivated	15	Total	259
Terminations							
Bankruptcy	1	Default	23	RefVacated	0	Court Trial	0
				Dismiss	17	Other	19
						Total	60
				Total Pending at End of Period			199

MATIA, DAVID T

Pending at Beg of Period	224	New Cases Filed	26	Cases Transferred In / Reactivated	12	Total	262
Terminations							
Bankruptcy	2	Default	20	RefVacated	0	Court Trial	0
				Dismiss	7	Other	20
						Total	49
				Total Pending at End of Period			213

MCCLELLAND, ROBERT C

Pending at Beg of Period	139	New Cases Filed	36	Cases Transferred In / Reactivated	6	Total	181
Terminations							
Bankruptcy	1	Default	7	RefVacated	0	Court Trial	0
				Dismiss	6	Other	23
						Total	37
				Total Pending at End of Period			144

MCCORMICK, TIMOTHY

Pending at Beg of Period	174	New Cases Filed	31	Cases Transferred In / Reactivated	20	Total	225
Terminations							
Bankruptcy	0	Default	5	RefVacated	0	Court Trial	0
				Dismiss	6	Other	17
						Total	28
				Total Pending at End of Period			197

MCDONNELL, NANCY R

Pending at Beg of Period	204	New Cases Filed	20	Cases Transferred In / Reactivated	14	Total	238
Terminations							
Bankruptcy	1	Default	9	RefVacated	0	Court Trial	0
				Dismiss	21	Other	16
						Total	47
				Total Pending at End of Period			191

MCGINTY, TIMOTHY J

Pending at Beg of Period	219	New Cases Filed	28	Cases Transferred In / Reactivated	12	Total	259
Terminations							
Bankruptcy	1	Default	19	RefVacated	0	Court Trial	0
				Dismiss	12	Other	21
						Total	53
				Total Pending at End of Period			206

MCMONAGLE, RICHARD J

CUYAHOGA COUNTY COURT OF COMMON PLEAS

DATE: 09/15/2011
TIME: 02:51 PM

Foreclosure Statistics by Judge
Reporting Period: July 2011

PAGE: 4
CMSR1062

Judge							
	Pending at Beg of Period		New Cases Filed	Cases Transferred In / Reactivated			Total
	162		12	10			184
Terminations							
	Bankruptcy	Default	RefVacated	Court Trial	Dismiss	Other	Total
	0	13	0	0	15	7	35
Total Pending at End of Period							149
ODONNELL, JOHN P							
	Pending at Beg of Period		New Cases Filed	Cases Transferred In / Reactivated			Total
	176		10	6			192
Terminations							
	Bankruptcy	Default	RefVacated	Court Trial	Dismiss	Other	Total
	4	10	0	0	7	8	29
Total Pending at End of Period							163
RUSSO, JOHN J							
	Pending at Beg of Period		New Cases Filed	Cases Transferred In / Reactivated			Total
	210		23	12			245
Terminations							
	Bankruptcy	Default	RefVacated	Court Trial	Dismiss	Other	Total
	1	11	0	0	10	18	40
Total Pending at End of Period							205
RUSSO, JOSEPH D							
	Pending at Beg of Period		New Cases Filed	Cases Transferred In / Reactivated			Total
	202		31	21			254
Terminations							
	Bankruptcy	Default	RefVacated	Court Trial	Dismiss	Other	Total
	3	11	0	0	10	18	42
Total Pending at End of Period							212
RUSSO, MICHAEL J							
	Pending at Beg of Period		New Cases Filed	Cases Transferred In / Reactivated			Total
	225		27	18			270
Terminations							
	Bankruptcy	Default	RefVacated	Court Trial	Dismiss	Other	Total
	2	9	0	0	10	20	41
Total Pending at End of Period							229
RUSSO, NANCY MARGARET							
	Pending at Beg of Period		New Cases Filed	Cases Transferred In / Reactivated			Total
	162		25	8			195
Terminations							
	Bankruptcy	Default	RefVacated	Court Trial	Dismiss	Other	Total
	1	13	0	0	22	7	43
Total Pending at End of Period							152
SAFFOLD, SHIRLEY STRICKI							
	Pending at Beg of Period		New Cases Filed	Cases Transferred In / Reactivated			Total
	205		21	10			236
Terminations							
	Bankruptcy	Default	RefVacated	Court Trial	Dismiss	Other	Total
	2	11	0	0	15	16	44
Total Pending at End of Period							192
SHEEHAN, BRENDAN J							

CUYAHOGA COUNTY COURT OF COMMON PLEAS

DATE: 09/15/2011
TIME: 02:51 PM

Foreclosure Statistics by Judge
Reporting Period: July 2011

PAGE: 5
CMSR1062

Judge

Pending at Beg of Period		New Cases Filed		Cases Transferred In / Reactivated			Total
225		26		14			265
Terminations							
Bankruptcy	3	Default	22	RefVacated	0	Court Trial	0
						Dismiss	22
						Other	19
Total Pending at End of Period							199
<hr/>							
SUSTER, RONALD		New Cases Filed		Cases Transferred In / Reactivated			Total
Pending at Beg of Period		24		16			281
241							
Terminations							
Bankruptcy	1	Default	9	RefVacated	0	Court Trial	0
						Dismiss	13
						Other	19
Total Pending at End of Period							239
<hr/>							
SUTULA, JOHN D		New Cases Filed		Cases Transferred In / Reactivated			Total
Pending at Beg of Period		24		15			296
257							
Terminations							
Bankruptcy	4	Default	17	RefVacated	0	Court Trial	0
						Dismiss	18
						Other	17
Total Pending at End of Period							240
<hr/>							
SUTULA, KATHLEEN ANN		New Cases Filed		Cases Transferred In / Reactivated			Total
Pending at Beg of Period		31		13			229
185							
Terminations							
Bankruptcy	3	Default	15	RefVacated	0	Court Trial	0
						Dismiss	13
						Other	19
Total Pending at End of Period							179
<hr/>							
SYNENBERG, JOAN		New Cases Filed		Cases Transferred In / Reactivated			Total
Pending at Beg of Period		32		9			243
202							
Terminations							
Bankruptcy	2	Default	5	RefVacated	0	Court Trial	0
						Dismiss	11
						Other	19
Total Pending at End of Period							206
<hr/>							
TERRY, STEVEN J		New Cases Filed		Cases Transferred In / Reactivated			Total
Pending at Beg of Period		31		9			260
220							
Terminations							
Bankruptcy	3	Default	9	RefVacated	0	Court Trial	0
						Dismiss	13
						Other	16
Total Pending at End of Period							219
<hr/>							
VILLANUEVA, JOSE A		New Cases Filed		Cases Transferred In / Reactivated			Total
Pending at Beg of Period		25		12			294
257							
Terminations							
Bankruptcy	5	Default	15	RefVacated	0	Court Trial	0
						Dismiss	14
						Other	18
Total Pending at End of Period							242

Monthly Summary

MONTHLY SUMMARY

July 2011

NAME	PEND	ASSIGNED			TRIALS						DISP	PENDING				+ -
		CV	CR	TOT	JURY			COURT				CV	FR	CR	TOT	
Dick Ambrose	525	87	12	99	1	0	1	0	0	0	122	225	167	110	502	+ 23
Michael K. Astrab	621	75	22	97	0	1	1	0	1	1	105	245	208	160	613	+ 8
Janet R. Burnside	631	80	27	107	0	1	1	0	0	0	120	266	231	121	618	+ 13
Deena R. Calabrese	651	78	21	99	0	2	2	0	1	1	133	286	221	110	617	+ 34
Maureen Clancy	588	75	40	115	0	3	3	0	1	1	131	230	219	123	572	+ 16
Brian J. Corrigan	709	77	32	109	0	0	0	0	2	2	110	337	218	153	708	+ 1
Peter J. Corrigan	556	86	33	119	0	0	0	0	0	0	100	249	220	106	575	- 19
Michael P. Donnelly	584	83	28	111	1	1	2	0	0	0	135	239	240	81	560	+ 24
Carolyn B. Friedland	607	77	35	112	1	0	1	0	1	1	107	272	205	135	612	- 5
Stuart A. Friedman	688	81	38	119	0	0	0	0	1	1	155	239	282	131	652	+ 36
Nancy A. Fuerst	280	46	15	61	0	0	0	0	0	0	50	137	131	23	291	- 11
Eileen T. Gallagher	501	86	37	123	2	0	2	0	0	0	121	229	192	82	503	- 2
Hollie L. Gallagher	553	86	24	110	0	1	1	0	1	1	113	257	182	111	550	+ 3
Daniel Gaul	725	78	48	126	0	1	1	0	0	0	140	268	260	183	711	+ 14
Lance T. Mason	621	82	37	119	0	1	1	1	0	1	125	293	211	111	615	+ 6
David T. Matia	619	77	39	116	1	0	1	0	0	0	130	250	215	140	605	+ 14
Robert C. McClelland	556	77	41	118	0	1	1	0	0	0	91	264	145	174	583	- 27
Timothy McCormick	508	92	42	134	0	0	0	0	0	0	105	245	196	96	537	- 29
Nancy R. McDonnell	550	80	30	110	0	2	2	0	0	0	123	236	200	101	537	+ 13
Timothy J. McGinty	490	79	30	109	1	0	1	0	0	0	127	194	206	72	472	+ 18
Richard J. McMonagle	647	73	21	94	0	0	0	0	1	1	122	374	157	88	619	+ 28
John P. O'Donnell	561	60	17	77	1	0	1	0	0	0	104	292	170	72	534	+ 27
John J. Russo	525	79	37	116	1	1	2	0	0	0	116	236	205	84	525	0
Joseph D. Russo	600	89	34	123	0	0	0	0	0	0	92	261	210	160	631	- 31
Michael J. Russo	588	85	32	117	0	0	0	0	0	0	130	236	231	108	575	+ 13
Jancy Margaret Russo	382	79	35	114	0	0	0	0	0	0	118	148	155	75	378	+ 4
Shirley Strickland Saffold	627	77	41	118	0	0	0	0	0	0	135	265	192	153	610	+ 17
Brendan J. Sheehan	519	82	38	120	0	0	0	0	0	0	124	215	199	101	515	+ 4
Ronald Suster	717	84	37	121	0	0	0	0	1	1	128	262	240	208	710	+ 7
John D. Sutula	671	83	46	129	1	0	1	2	0	2	133	277	239	151	667	+ 4
Kathleen Ann Sutula	554	81	42	123	0	1	1	0	0	0	121	238	180	138	556	- 2
Joan Synenberg	668	79	34	113	0	1	1	0	0	0	121	324	205	131	660	+ 8
Steven J. Terry	627	78	37	115	0	0	0	0	0	0	133	249	219	141	609	+ 18
Jose A. Villanueva	604	81	32	113	0	0	0	0	1	1	143	243	266	65	574	+ 30
TOTALS	19853	2692	1114	3806	10	17	27	3	11	14	4063	8581	7017	3998	19596	+ 257

Year to Date Summary

SUMMARY FOR THE COURT

January - July 2011

NAME	PEND	ASSIGNED			TRIALS						DISP	PENDING				+
		CV	CR	TOT	JURY			COURT				CV	FR	CR	TOT	
					CV	CR	TOT	CV	CR	TOT		CV	FR	CR	TOT	-
Dick Ambrose	629	632	233	865	4	4	8	2	2	4	992	225	167	110	502	+ 127
Michael K. Astrab	647	584	231	815	2	7	9	0	2	2	849	245	208	160	613	+ 34
Janet R. Burnside	675	613	277	890	0	2	2	0	6	6	947	266	231	121	618	+ 57
Deena R. Calabrese	704	610	270	880	2	3	5	1	3	4	967	286	221	110	617	+ 87
Maureen Clancy	649	585	270	855	3	5	8	1	2	3	932	230	219	123	572	+ 77
Brian J. Corrigan	757	588	282	870	4	1	5	0	6	6	919	337	218	153	708	+ 49
Peter J. Corrigan	617	650	279	929	2	3	5	1	0	1	971	249	220	106	575	+ 42
Michael P. Donnelly	662	604	234	838	5	5	10	3	2	5	940	239	240	81	560	+ 102
Carolyn B. Friedland	778	615	272	887	3	2	5	2	4	6	1053	272	205	135	612	+ 166
Stuart A. Friedman	729	607	270	877	3	1	4	1	8	9	954	239	282	131	652	+ 77
Nancy A. Fuerst	362	333	69	402	1	5	6	0	2	2	473	137	131	23	291	+ 71
Eileen T. Gallagher	586	635	229	864	2	4	6	1	0	1	947	229	192	82	503	+ 83
Hollie L. Gallagher	594	652	226	878	0	2	2	0	2	2	922	257	182	111	550	+ 44
Daniel Gaul	779	599	317	916	0	8	8	1	2	3	984	268	260	183	711	+ 68
Lance T. Mason	688	589	264	853	0	9	9	1	3	4	926	293	211	111	615	+ 73
David T. Matia	656	603	337	940	5	2	7	0	0	0	991	250	215	140	605	+ 51
Robert C. McClelland	591	507	257	764	2	3	5	0	4	4	772	264	145	174	583	+ 8
Timothy McCormick	633	618	308	926	1	2	3	0	7	7	1022	245	196	96	537	+ 96
Nancy R. McDonnell	591	602	264	866	2	7	9	1	3	4	920	236	200	101	537	+ 54
Timothy J. McGinty	552	646	257	903	3	6	9	0	0	0	983	194	206	72	472	+ 80
Richard J. McMonagle	694	538	182	720	1	5	6	0	1	1	795	374	157	88	619	+ 75
John P. O'Donnell	566	518	138	656	4	3	7	3	0	3	688	292	170	72	534	+ 32
John J. Russo	581	627	261	888	4	4	8	0	2	2	944	236	205	84	525	+ 56
Joseph D. Russo	713	612	252	864	4	2	6	0	1	1	946	261	210	160	631	+ 82
Michael J. Russo	633	628	233	861	0	3	3	3	0	3	919	236	231	108	575	+ 58
Nancy Margaret Russo	398	589	274	863	1	7	8	0	4	4	883	148	155	75	378	+ 20
Shirley Strickland Saffold	727	602	274	876	3	3	6	0	2	2	993	265	192	153	610	+ 117
Shendan J. Sheehan	555	639	281	920	5	11	16	0	5	5	960	215	199	101	515	+ 40
Donald Suster	808	609	303	912	2	4	6	0	6	6	1010	262	240	208	710	+ 98
John D. Sutula	743	591	280	871	1	2	3	2	2	4	947	277	239	151	667	+ 76
Kathleen Ann Sutula	604	597	309	906	0	8	8	1	4	5	954	238	180	138	556	+ 48
Joan Synenberg	754	593	284	877	0	3	3	0	2	2	971	324	205	131	660	+ 94
Steven J. Terry	727	622	292	914	5	4	9	0	7	7	1032	249	219	141	609	+ 118
José A. Villanueva	668	597	242	839	3	5	8	2	1	3	933	243	266	65	574	+ 94
TOTALS	22050	20234	8751	28985	77	145	222	26	95	121	31439	8581	7017	3998	19596	+ 2454

Corrections/Adjustments

CUYAHOGA COUNTY COMMON PLEAS COURT

There was a minor error in the *New Marsh. Of Lien/Quite Title/Partition Case Filings by Month, Total New Judicial Foreclosure Filings by Month for Year 2011 and Total New Judicial Foreclosure Filings 1996-2011* for the month of January 2011.

The following charts reflect the **original** and **corrected** numbers.

