



**CUYAHOGA COUNTY COMMON PLEAS COURT**

***Statistics Report  
February 2013***

***Nancy A. Fuerst  
Administrative and Presiding Judge***

**TABLE OF CONTENTS**

**Criminal Statistics**

Newly Filed, Re-Activated and Transferred in Cases _____	4
Yearly Criminal Terminations _____	5
Pending Criminal Cases End of Period _____	6
Clearance Rate _____	7
Arrest to Disposition Timeline _____	8
Average Arrest to Disposition Timeline (Jail Cases) _____	9
Average Arrest to Disposition Timeline (Non-Jail Cases) _____	10
Average Arrest to Disposition Timeline (Jail and Non-Jail Cases) _____	11
Yearly Average Arrest to Disposition Timeline _____	12
Indictments and Informations Filed With the Clerk of Courts _____	13
Bail Case Arraignment Activity _____	14
Overall Arraignment Statistics _____	15

**Foreclosure Statistics**

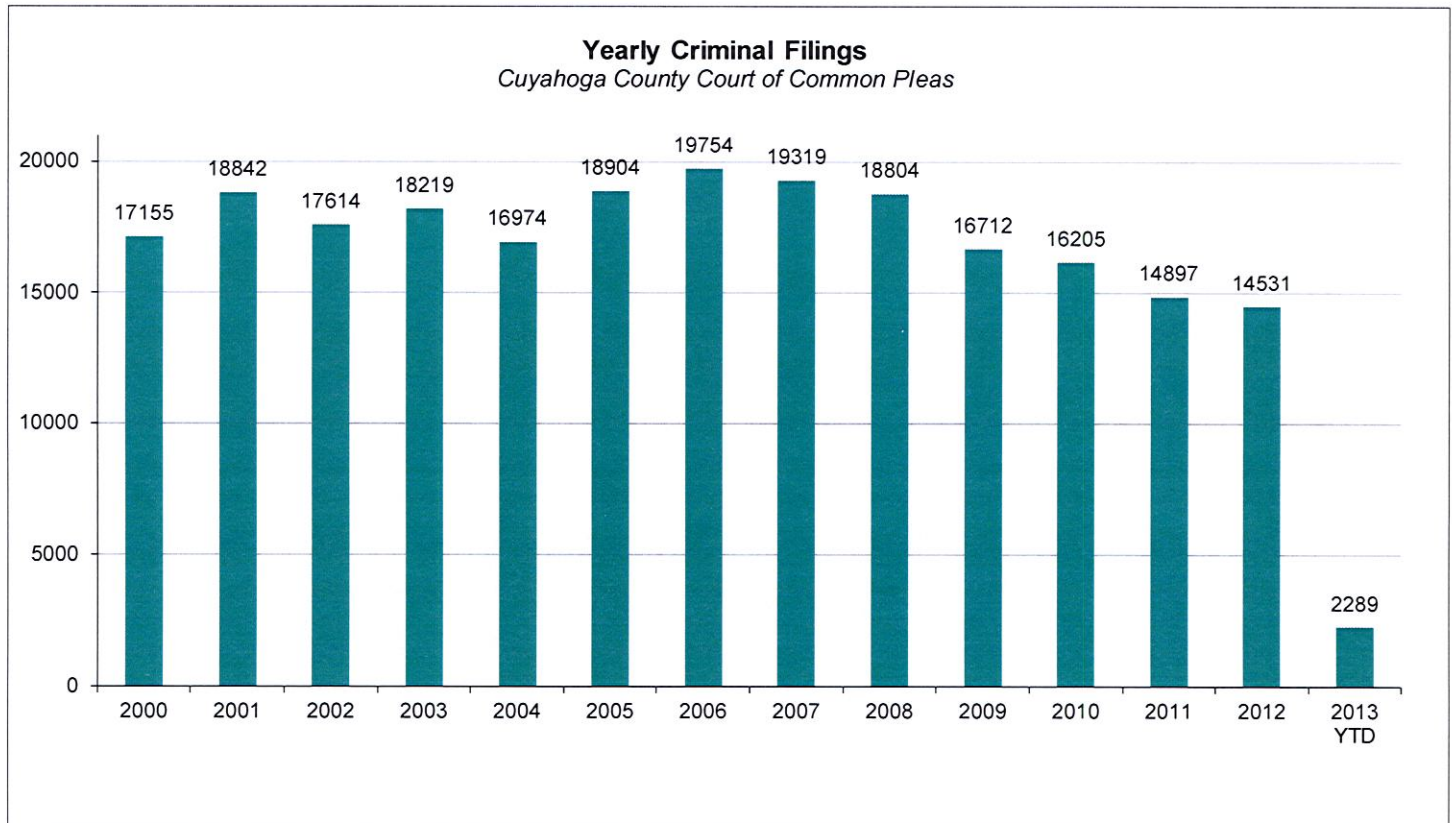
Total Pending Judicial Foreclosure Cases Referred to Magistrates (A) _____	17
Total Pending Judicial Foreclosure Cases Referred to Magistrates (B) _____	18
Total Pending Judicial Foreclosure Cases Referred to Magistrates (C) _____	19
Total Pending Tax Lien & Certificate Cases Referred to Magistrates (A) _____	20
Total Pending Tax Lien & Certificate Cases Referred to Magistrates (B) _____	21
Total Pending Tax Lien & Certificate Cases Referred to Magistrates (C) _____	22
Percentage of Pending Judicial Foreclosure Cases By Filing Year _____	23
Judicial Foreclosure Clearance Rate Year 2011 _____	24
Judicial Foreclosure Clearance Rate Year 2012 _____	25
Judicial Foreclosure Clearance Rate Year 2013 _____	26
Avg. Number of Days to Disp. (Excl. Bank. Stays & Tax Lien & Tax Cert.) _____	27
Avg. Number of Days to Disp. (Excl. Bank. Stays & Incl. Tax Lien & Tax Cert.) _____	28
Total New Judicial Foreclosure Filings _____	29
New Marsh of Lien/Quiet Title/Partition Case Filings for Years 2005 – 2013 YTD _____	30
New Marsh of Lien/Quiet Title/Partition Case Filings by month for 2013 YTD _____	30
New Tax Lien & Certificate Filings for Years 2005 – 2013 YTD _____	31
New Tax Lien & Certificate Filings by Month for Year 2013 YTD _____	31
Total New Judicial Foreclosure Filings Years 2005 – 2013 YTD _____	32
Total New Judicial Foreclosure Filings by Month for Year 2013 YTD _____	32
Magistrate's Monthly Reports _____	33
Report CMSR1062 - Judicial Foreclosure Statistics by Judge _____	41
Monthly Summary _____	47
Year to Date Summary _____	49
Corrections/Adjustments _____	51

# *Criminal Case Statistics*

# CUYAHOGA COUNTY COMMON PLEAS COURT

## ***Newly Filed, Re-Activated and Transferred in Cases***

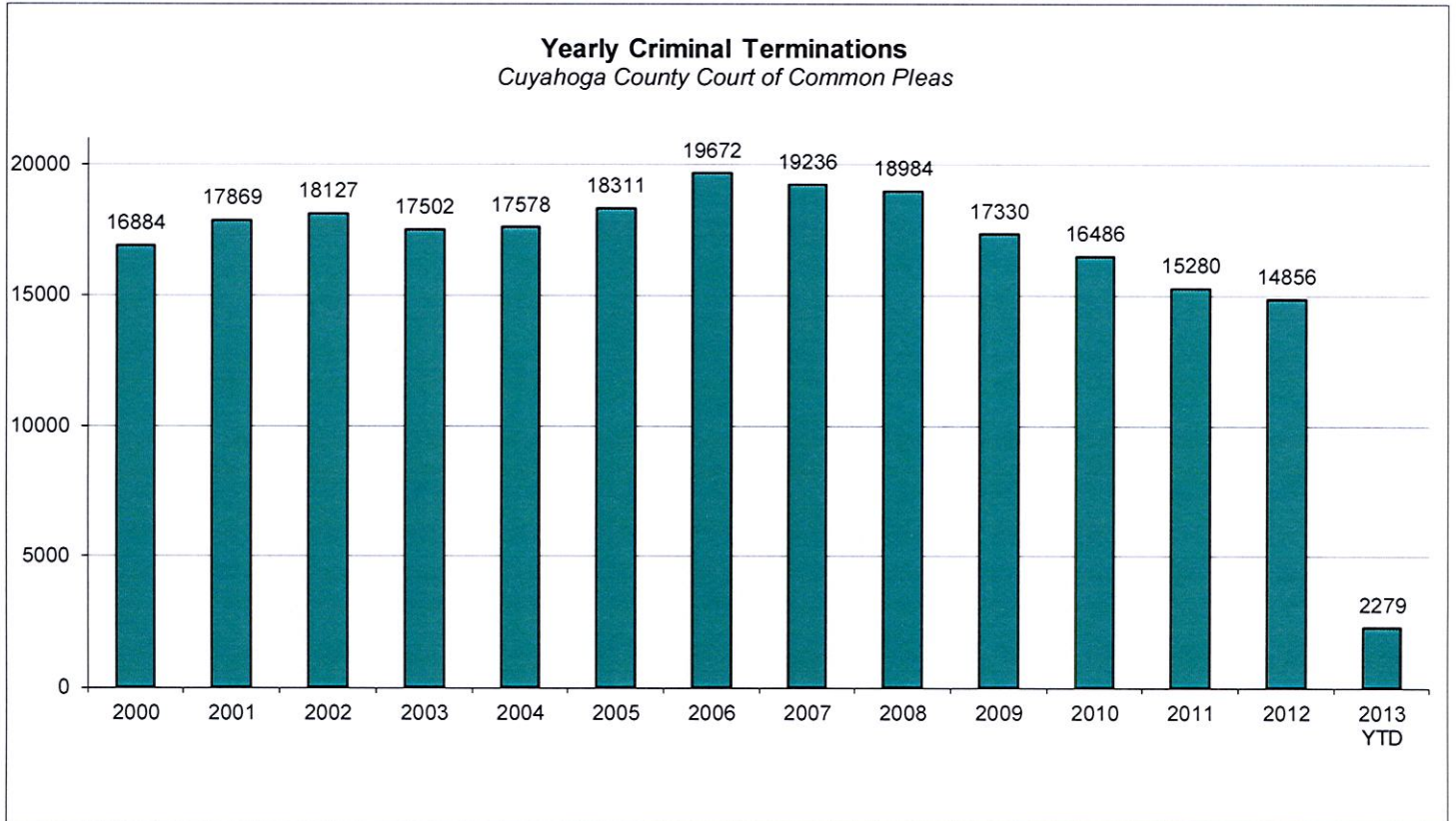
The following chart is a representation of all filed cases in Cuyahoga County Court of Common Pleas from 2000 – February 2013. Newly filed cases are defined as having been arraigned and assigned to a Judge. Re-activated cases are defined as cases where a defendant was unavailable for trial and has now become ready to proceed. Transferred cases are defined as cases moved from one judge's docket to another. This could be due to re-assignment to a Mental Health Judge or after additional information indicates that by Court rule, the case should have been assigned to another Judge.



# CUYAHOGA COUNTY COMMON PLEAS COURT

## Yearly Criminal Terminations

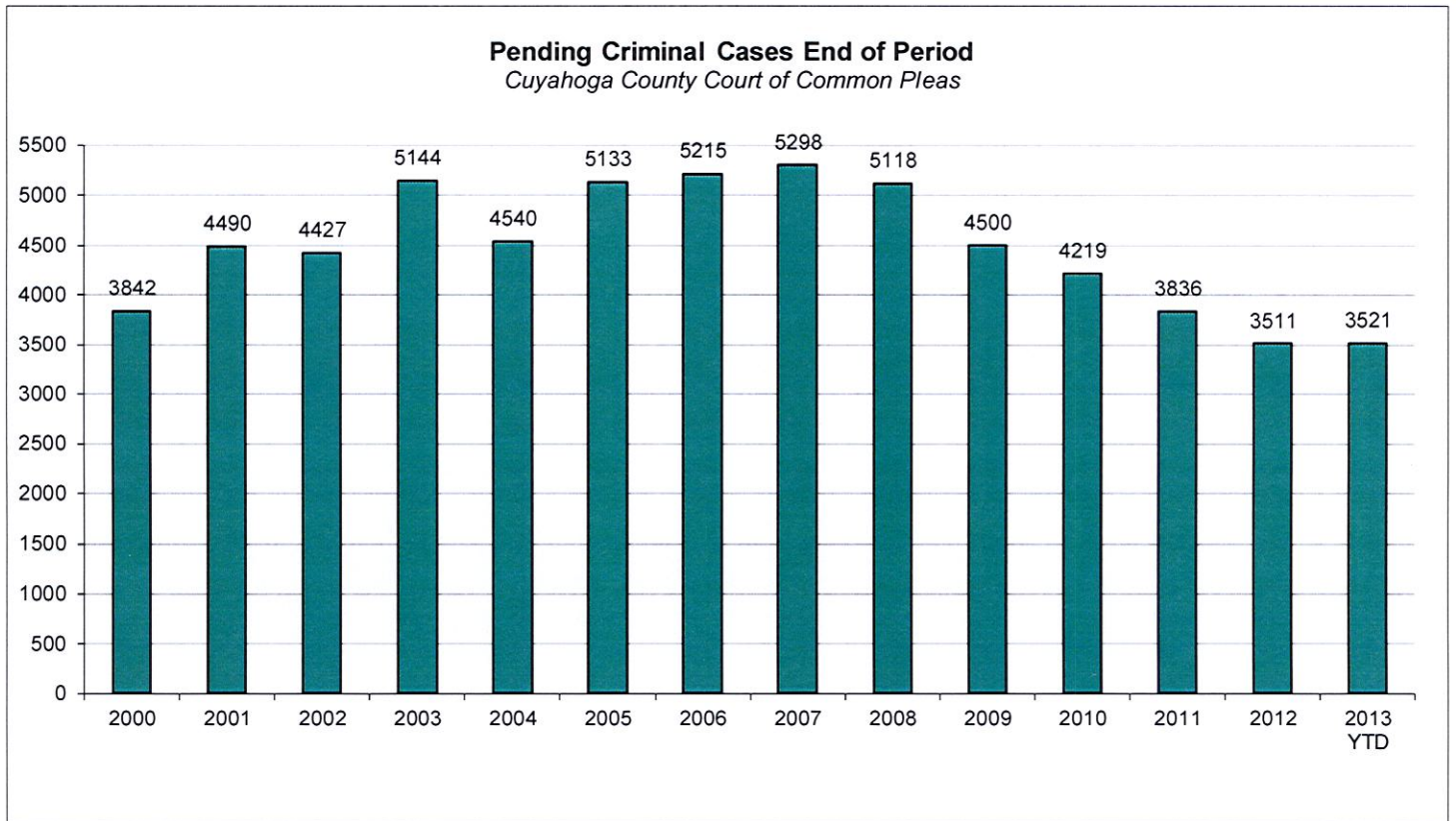
The following chart represents cases that have been terminated by the court from 2000 – February 2013. These cases have been terminated either by trial; plea, dismissal or a defendant is unavailable for trial or sentencing.



# CUYAHOGA COUNTY COMMON PLEAS COURT

## Pending Criminal Cases End of Period

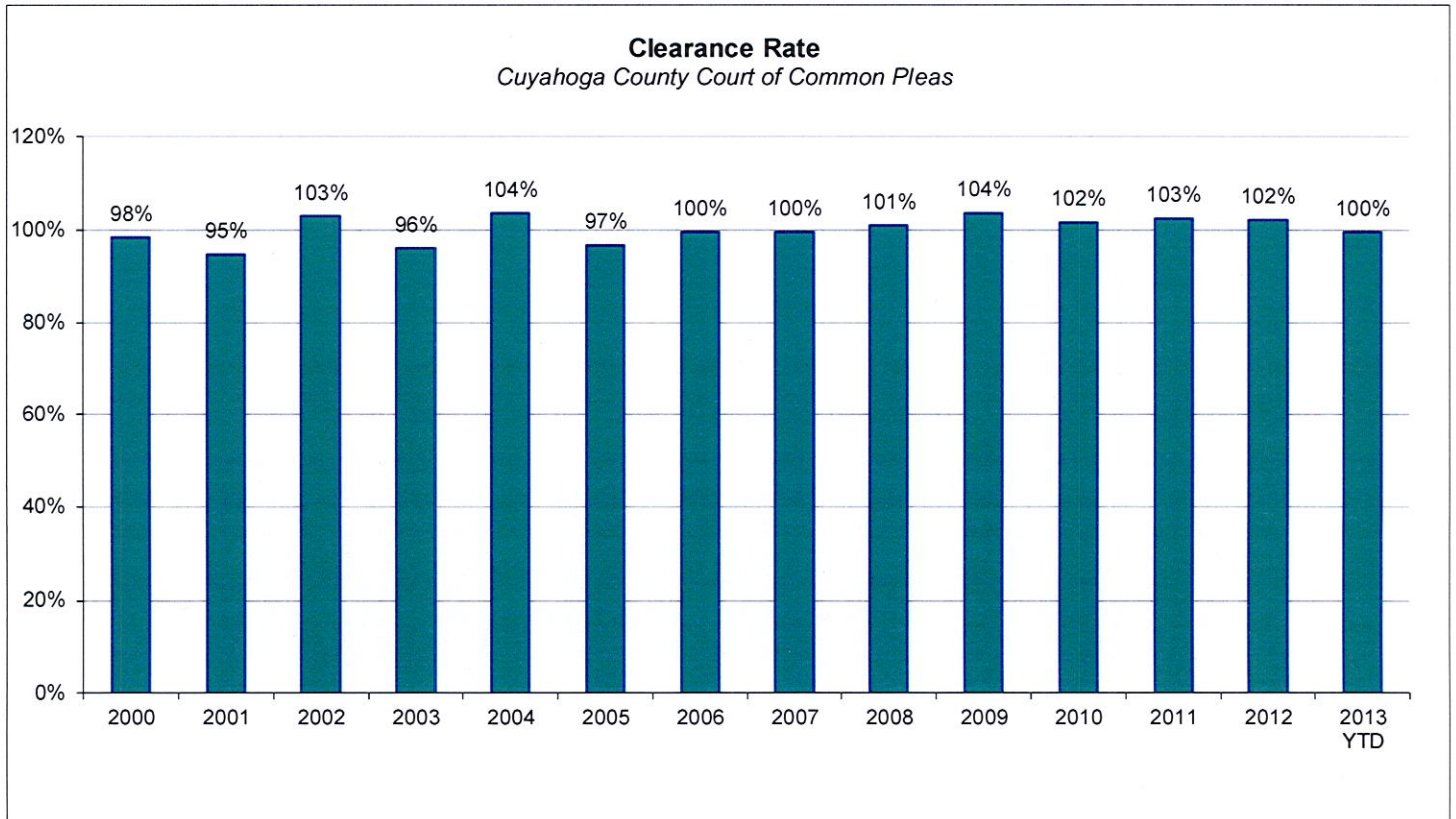
The following chart represents the total number of cases pending at the end of the reporting period from 2000 – February 2013. Pending criminal cases at the end of the period is determined by adding the total number of pending cases at the beginning of the reporting period, and all newly filed, re-activated and transferred in cases. The total number of cases terminated in the period is subtracted from the sum total pending at the beginning of the period to give the value pending at the end of the period.



# CUYAHOGA COUNTY COMMON PLEAS COURT

## Clearance Rate

The Clearance Rate is the total number of outgoing cases as a percentage of the number of incoming cases. Clearance rate measures whether the court is keeping up with its incoming caseload. If cases are not disposed in a timely manner, a backlog of cases awaiting disposition will grow. A Clearance Rate of 100% indicates that at least as many cases have been filed, reopened, or reactivated in a period have been disposed.



## ***Arrest to Disposition Timeline***

Arrest to disposition timeline is a method to measure how felony cases flow through the Cuyahoga County Criminal Justice System. By capturing how long a case takes to move from stage to stage, we can examine where problems may exist and where potential improvements in case processing can be made.

The source data was extracted from the Cuyahoga County Court of Common Pleas Case Management System. The overall population of sample data was based on cases terminated in a given month excluding cases that have gone through diversion programs. A case is defined as a defendant and all charges involved in a single incident. The period for the extracted data is from January 2013.

The stages examined were:

Arrest to Indictment  
Indictment to Arraignment  
Arraignment to 1<sup>st</sup> Pre-Trial  
1<sup>st</sup> Pre-Trial to Plea/Trial  
Plea/Trial to Termination

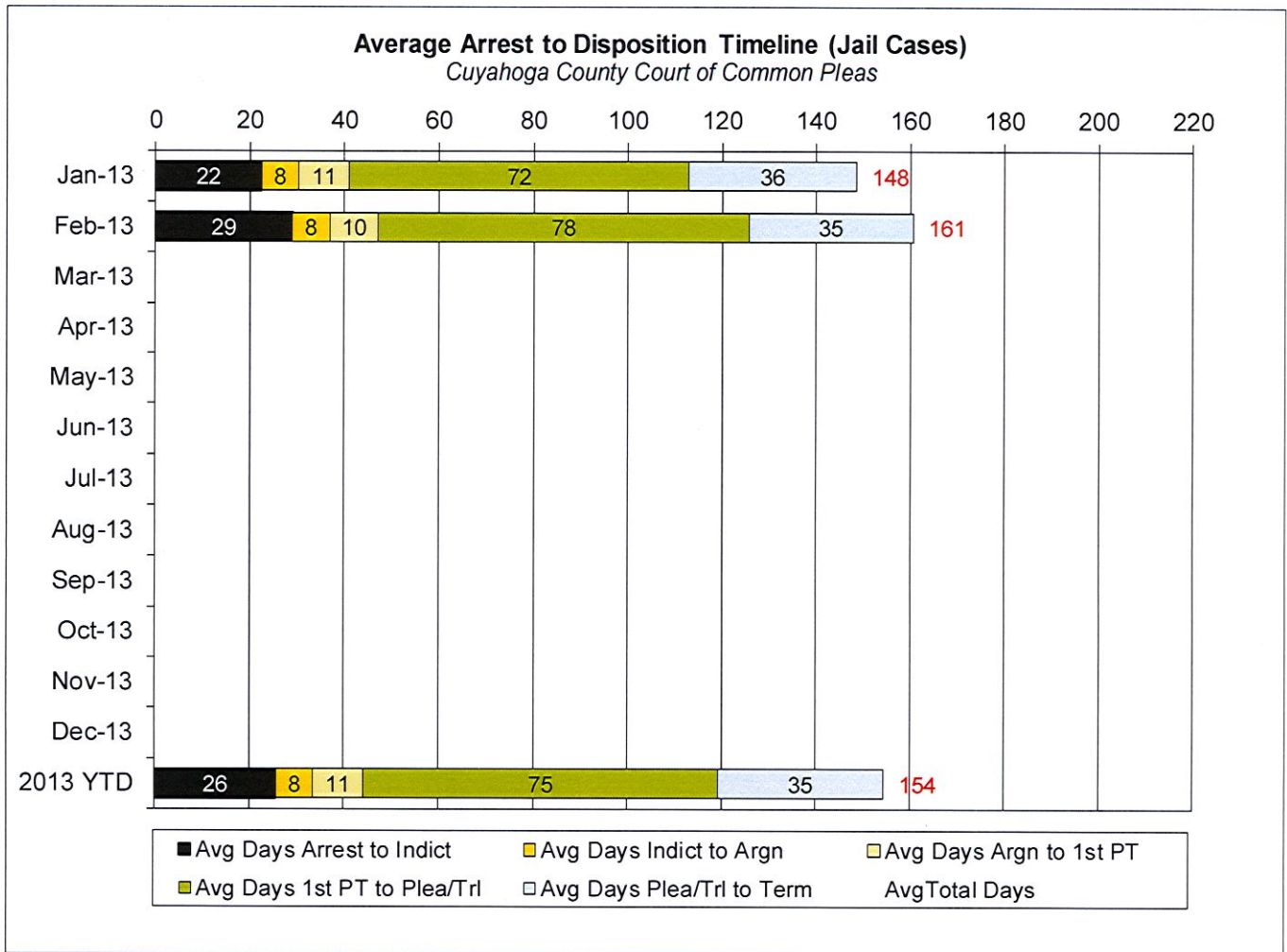
Due to the fact that each case may or may not have all of the stage date elements, a method to arrive at stage averages was applied. For a case to be included in the average for a stage there would need to be both dates for the given stage. A case would be included in the Arrest to Indictment stage if both arrest date and indictment date were available. This method was applied to each of the five stages. Next we calculated the total number of cases that met the date criteria for each of the ranges and also the total number of days between each date. To arrive at an average, the total number of days for each case in each range was calculated and divided by the total number of cases that met the date criteria. If a case had a time period or periods where the defendant was capiased or referred to the Psych Clinic, that amount of time was subtracted from the appropriate range. For re-indicted cases, the original arrest date is used.

The following three charts are for Jail, Non-Jail and combined Jail and Non-Jail cases. Jail and Non-Jail cases are defined by the status of the defendant at arraignment.



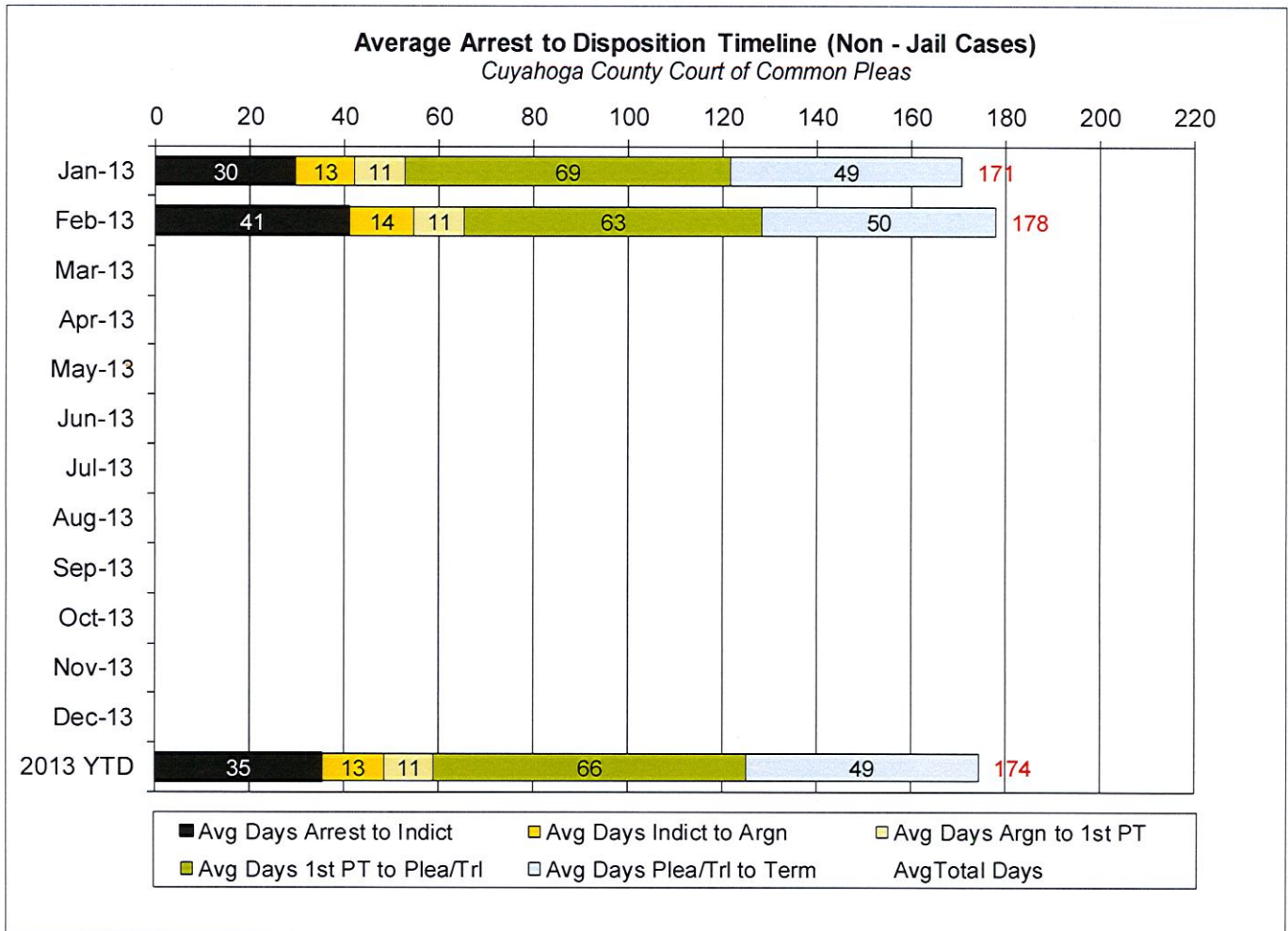
# CUYAHOGA COUNTY COMMON PLEAS COURT

## Average Arrest to Disposition Timeline (Jail Cases)



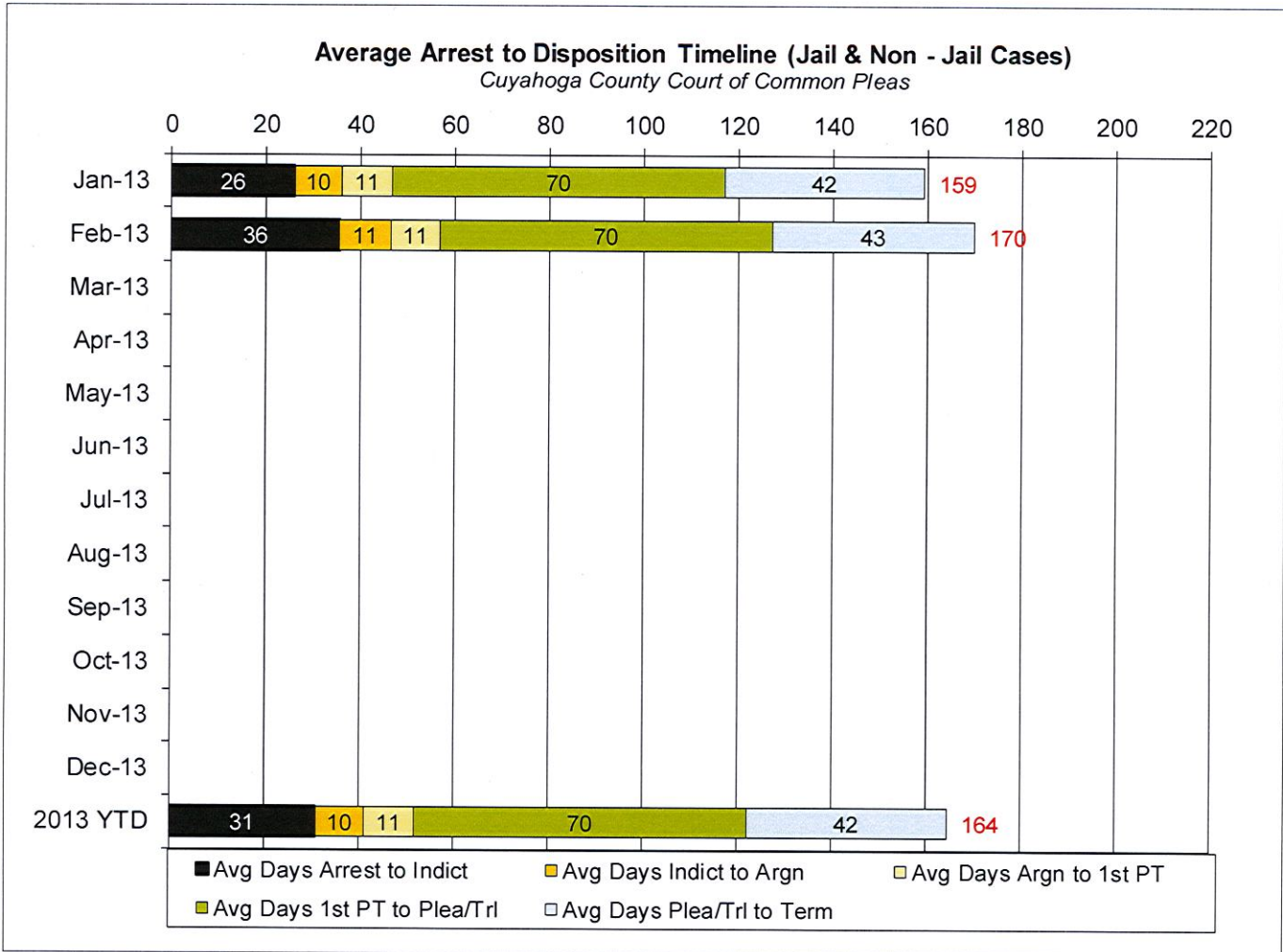
# CUYAHOGA COUNTY COMMON PLEAS COURT

## Average Arrest to Disposition Timeline (Non-Jail Cases)



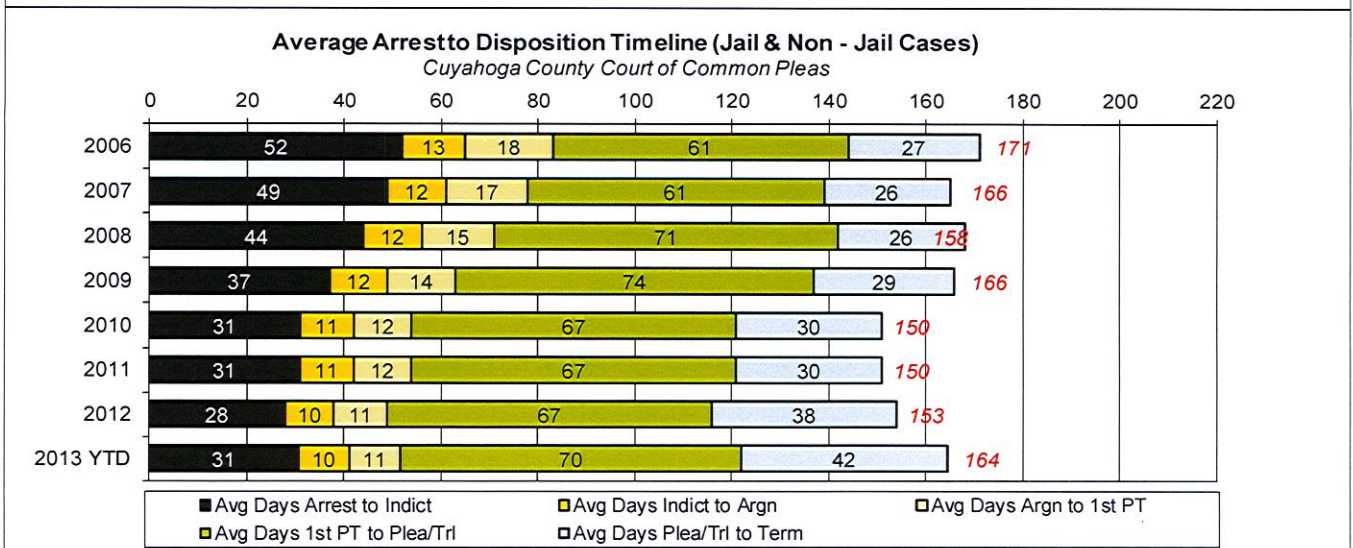
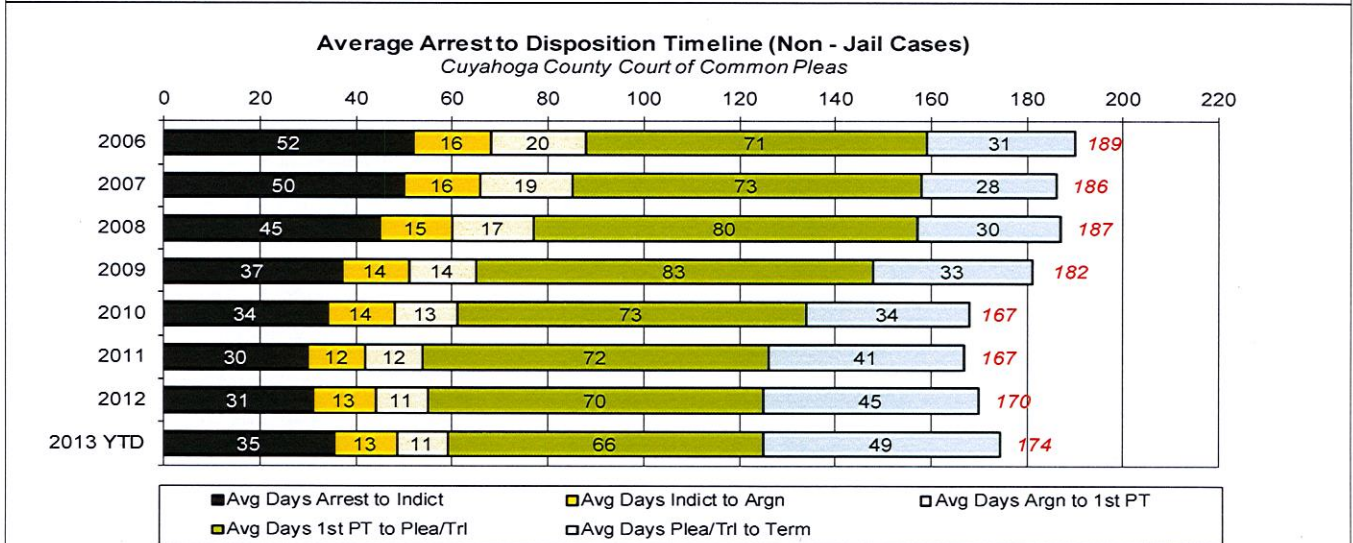
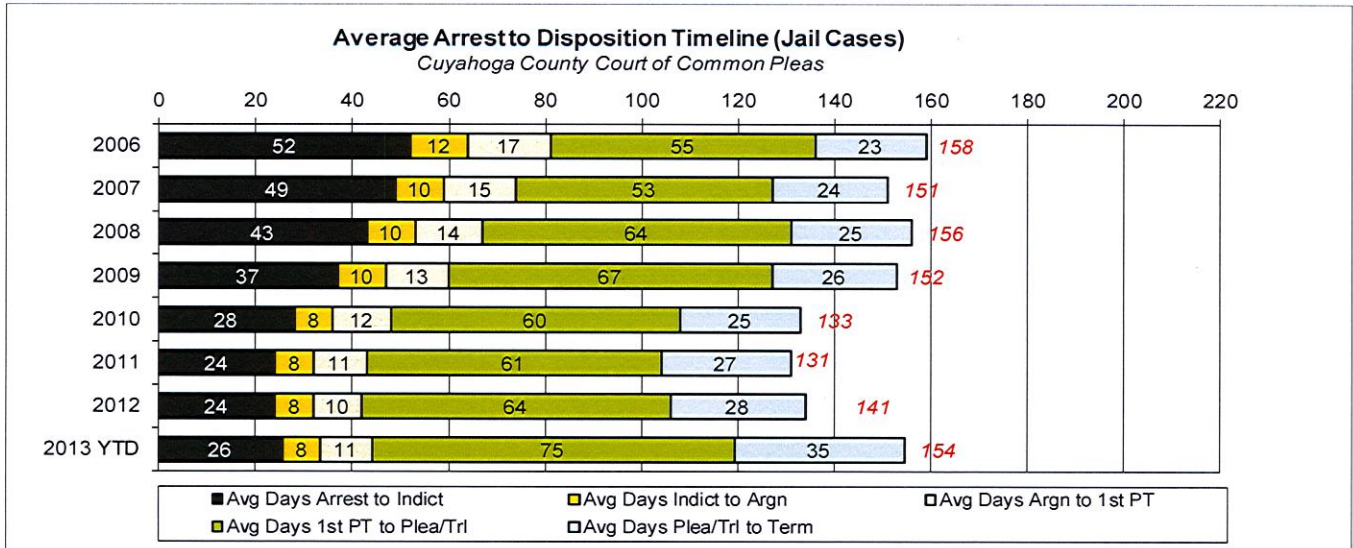
# CUYAHOGA COUNTY COMMON PLEAS COURT

## Average Arrest to Disposition Timeline (Jail and Non-Jail Cases)



# CUYAHOGA COUNTY COMMON PLEAS COURT

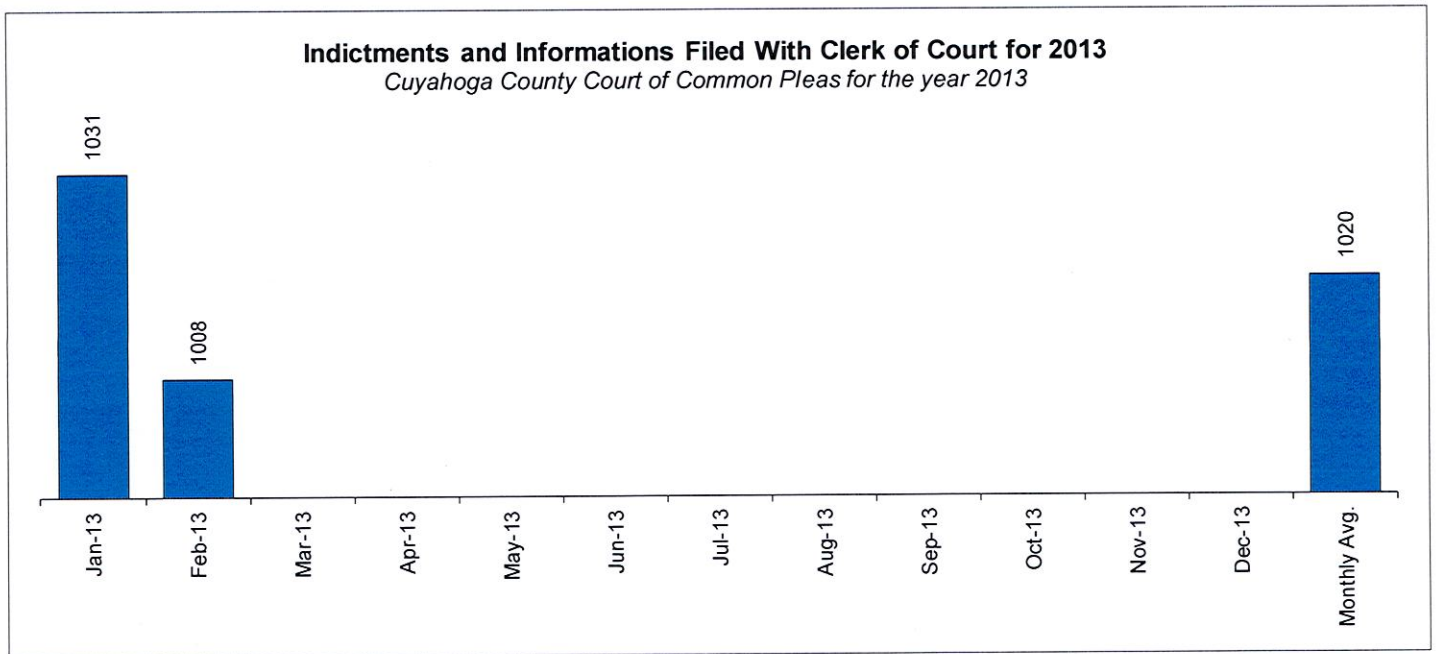
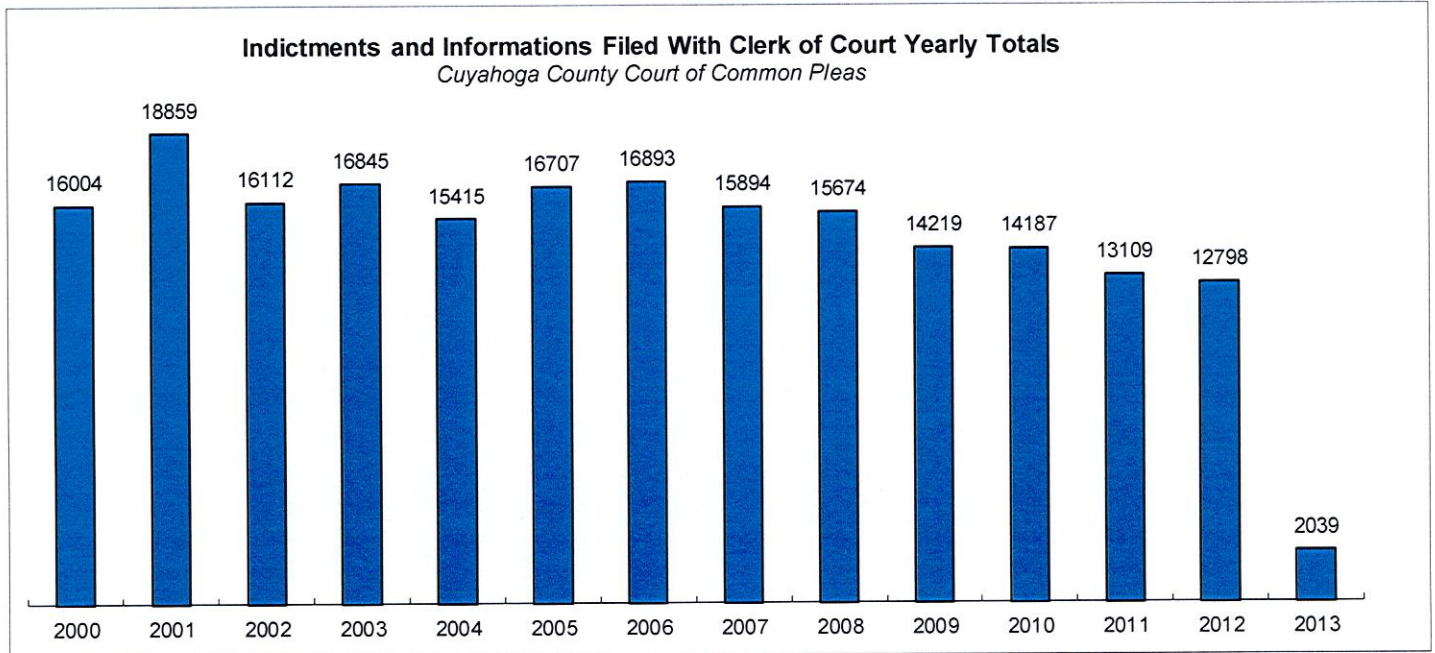
## Yearly Average Arrest to Disposition Timeline



# CUYAHOGA COUNTY COMMON PLEAS COURT

## Indictments and Informations Filed With the Clerk of Courts

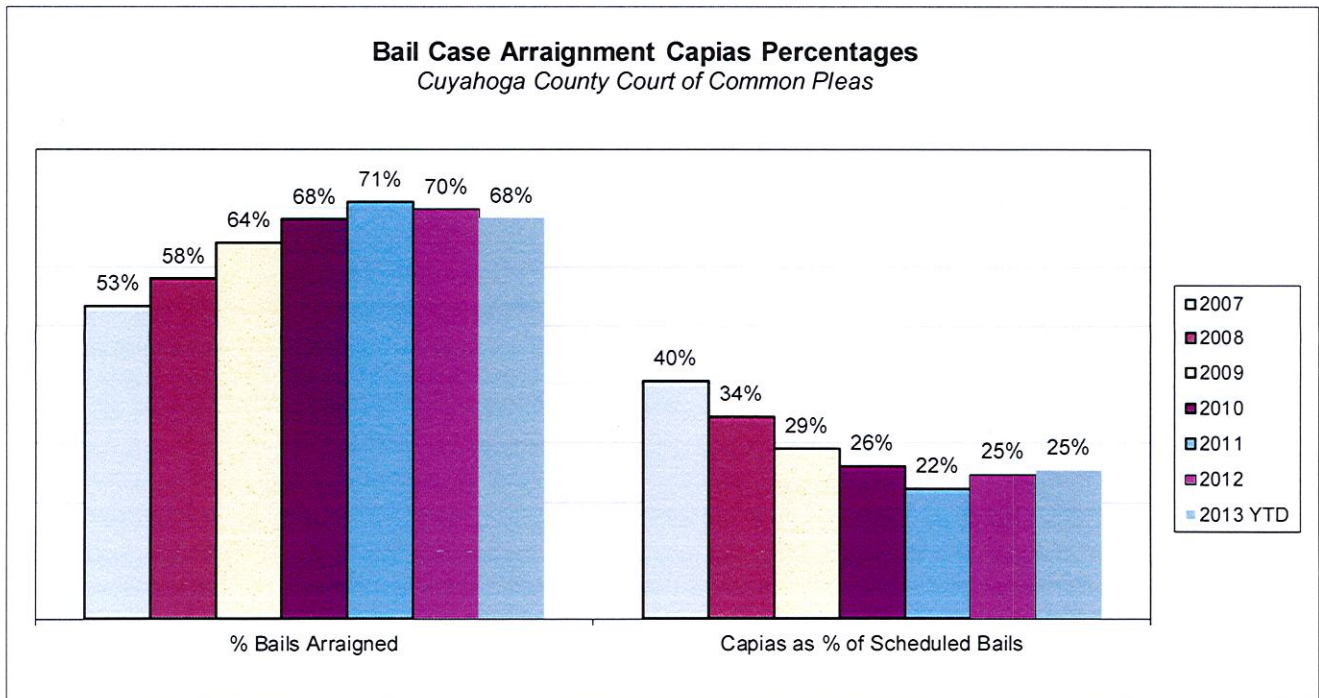
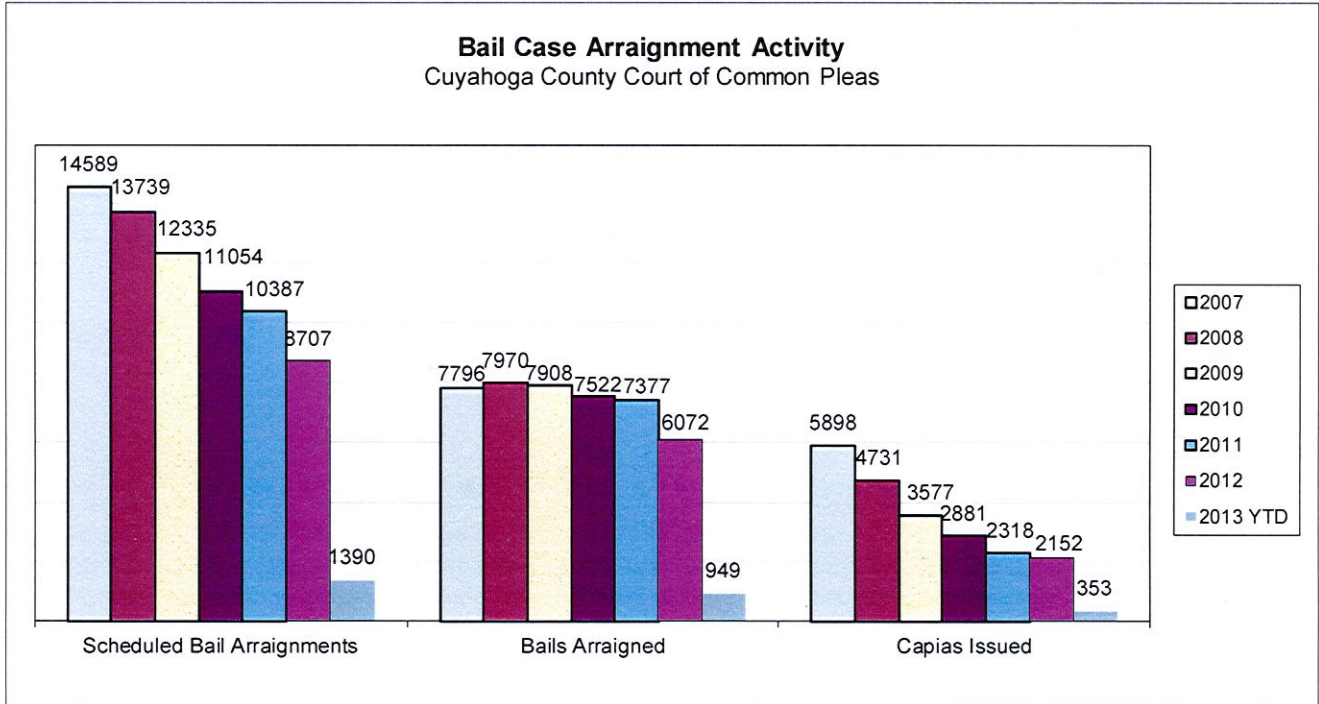
The following charts are reflective of Indictments and Informations filed with the Criminal Clerk of Courts from 2000. The source for this information was the Criminal Clerk's Office.



# CUYAHOGA COUNTY COMMON PLEAS COURT

## Bail Case Arraignment Activity

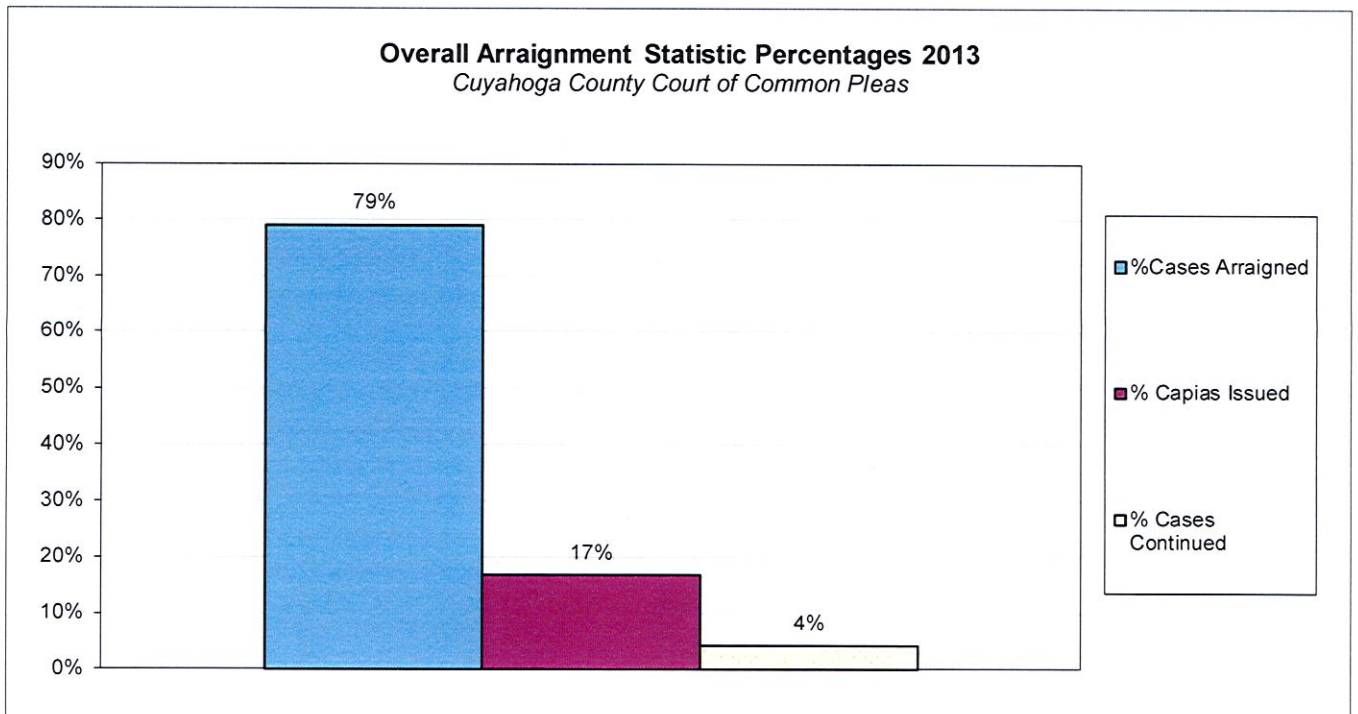
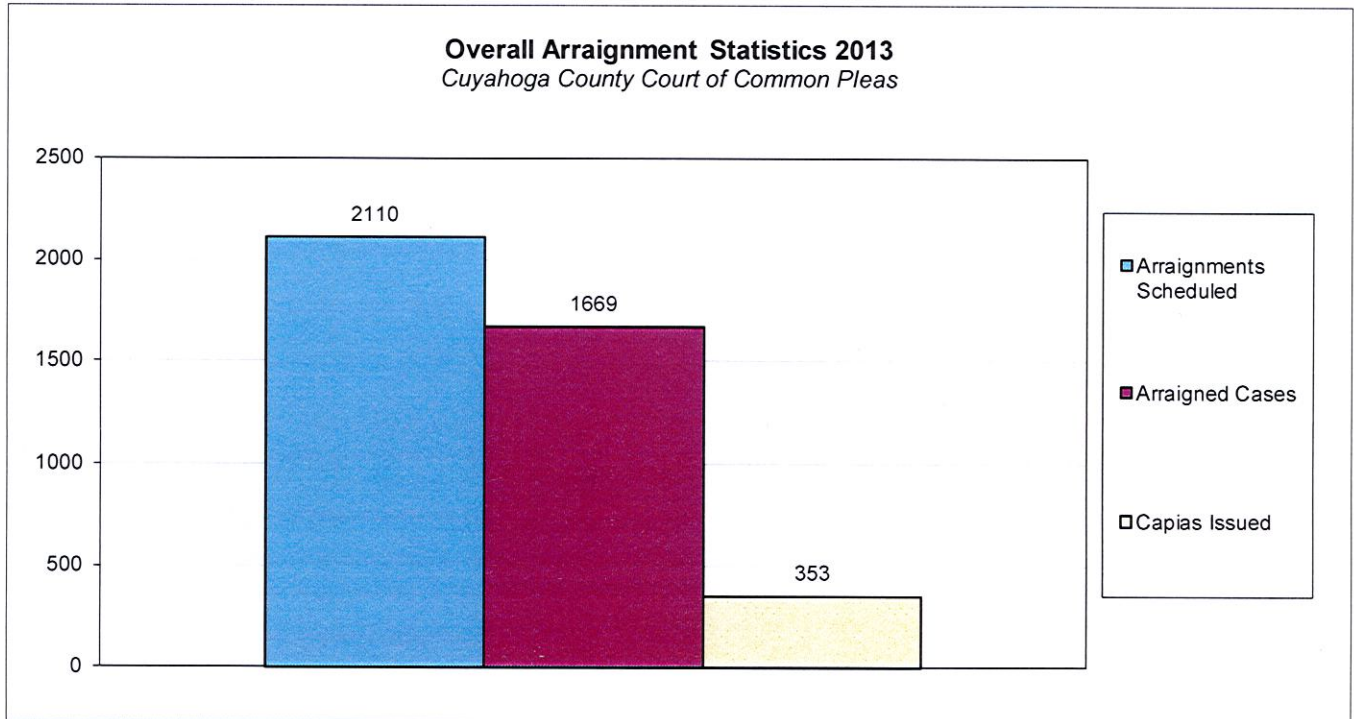
The following charts are reflective of arraignment activity where the defendant was not incarcerated at the time of arraignment. The source for this information was the Criminal Records Department.



# CUYAHOGA COUNTY COMMON PLEAS COURT

## Overall Arraignment Statistics

The arraignment statistics were provided by the Criminal Records Department. They are provided to give a representation of arraignment activity in the Court in 2013. These statistics include jail and non – jail arraignments.



# Judicial Foreclosure Statistics<sup>1</sup>

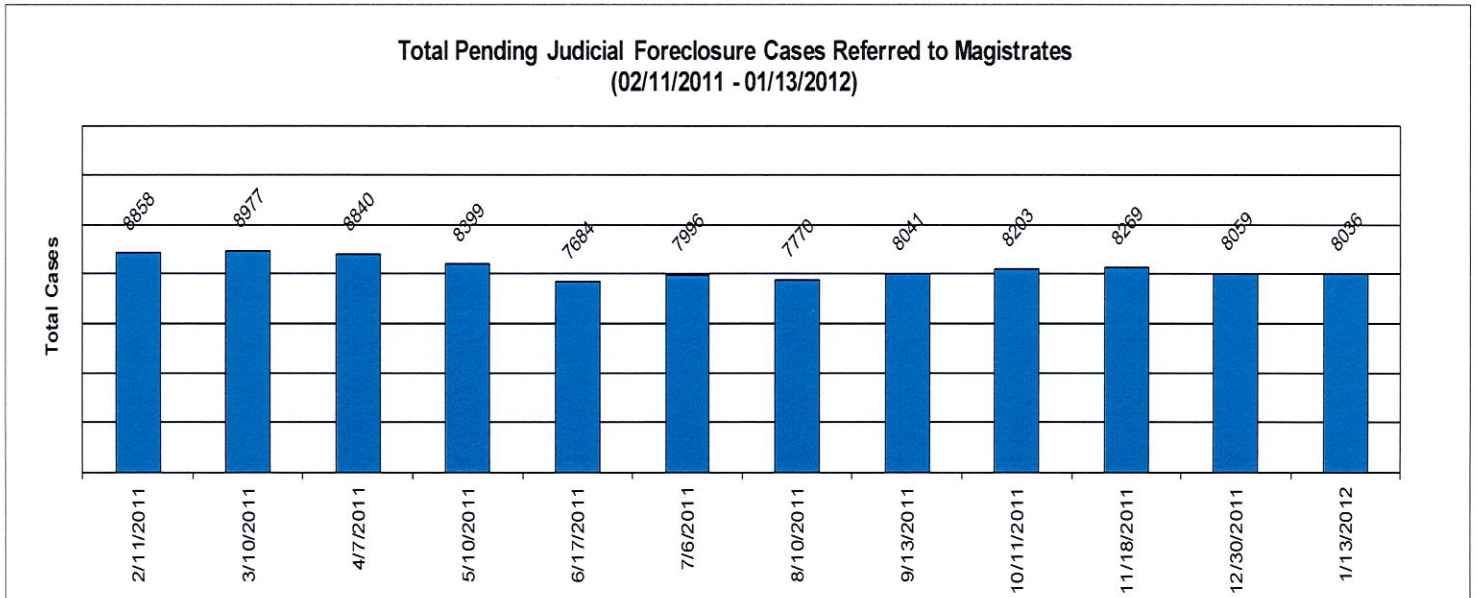
<sup>1</sup> For clarification purposes, Foreclosure cases in this report are identified as Judicial Foreclosure filings (filing codes 1460 (Foreclosure Marsh. Of Lien), 1465(Tax Lien), 1466 (Tax Certificate), 1470 (Quiet Title), and 1480 (Partition)). These cases are different from Board of Revision Foreclosures, which are not reported here.



# CUYAHOGA COUNTY COMMON PLEAS COURT

## **Total Pending Judicial Foreclosure Cases Referred to Magistrates (A)**

The following chart is a display of the total number of pending Judicial Foreclosure cases referred to the Magistrates on specific dates. The table below shows the number of these cases pending for each year since 1990.

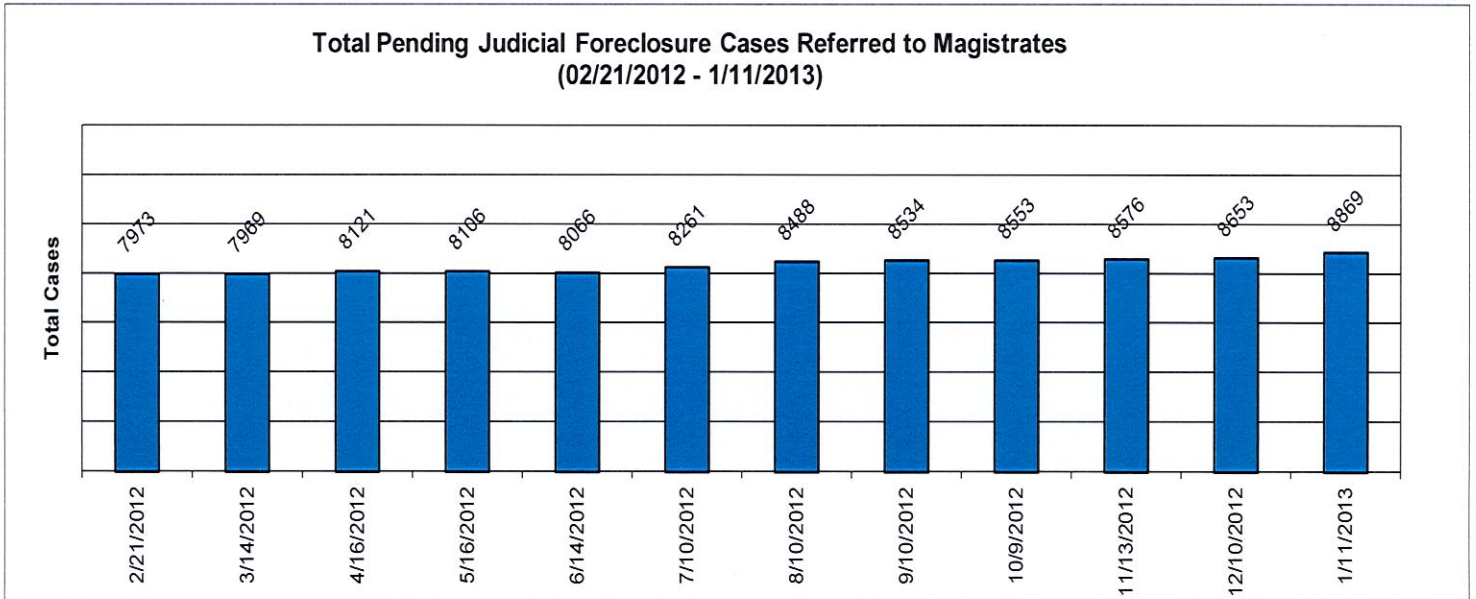


	As of:	2/11/2011	3/10/2011	4/7/2011	5/10/2011	6/17/2011	7/6/2011	8/10/2011	9/13/2011	10/11/2011	11/18/2011	12/30/2011	1/13/2012
<b>Year</b>													
1990		0	0	0	0	0	0	0	0	0	0	0	0
1991		0	0	0	0	0	0	0	0	0	0	0	0
1992		0	0	0	0	0	0	0	0	0	0	0	0
1993		0	0	0	0	0	0	0	0	0	0	0	0
1994		0	0	0	0	0	0	0	0	0	0	0	0
1995		0	0	0	0	0	0	0	0	0	0	0	0
1996		1	1	1	1	1	1	0	0	0	0	0	0
1997		0	0	0	0	0	0	0	0	0	0	0	0
1998		0	0	0	0	0	0	0	0	1	1	1	1
1999		0	0	0	0	0	0	0	0	0	0	0	0
2000		1	1	3	2	0	0	0	0	0	0	0	0
2001		0	0	0	0	0	0	0	0	0	0	0	0
2002		1	1	1	4	3	1	11	12	10	10	10	10
2003		4	2	2	2	2	2	2	2	2	2	2	2
2004		6	7	6	6	5	4	3	2	2	2	3	3
2005		9	7	7	6	4	4	5	3	2	2	1	1
2006		10	9	10	9	11	9	12	10	11	8	8	7
2007		29	27	26	24	22	22	20	18	20	20	17	17
2008		120	109	96	82	72	71	59	58	51	46	37	35
2009		1031	912	761	611	481	423	342	303	278	244	196	188
2010		6219	5572	4822	3979	3080	2733	2096	1720	1551	1225	951	896
2011		1427	2329	3105	3673	4003	4726	5220	5913	6275	6709	6833	6556
2012													320
<b>Total</b>		<b>8858</b>	<b>8977</b>	<b>8840</b>	<b>8399</b>	<b>7684</b>	<b>7996</b>	<b>7770</b>	<b>8041</b>	<b>8203</b>	<b>8269</b>	<b>8059</b>	<b>8036</b>

# CUYAHOGA COUNTY COMMON PLEAS COURT

## **Total Pending Judicial Foreclosure Cases Referred to Magistrates (B)**

The following chart is a display of the total number of pending Judicial Foreclosure cases referred to the Magistrates on specific dates. The table below shows the number of these cases pending from each year since 1990.




	As of:	2/21/2012	3/14/2012	4/16/2012	5/16/2012	6/14/2012	7/10/2012	8/10/2012	9/10/2012	10/9/2012	11/13/2012	12/10/2012	1/11/2013
<b>Year</b>													
1990		0	0	0	0	0	0	0	0	0	0	0	0
1991		0	0	0	0	0	0	0	0	0	0	0	0
1992		0	0	0	0	0	0	0	0	0	0	0	0
1993		0	0	0	0	0	0	0	0	0	0	0	0
1994		0	0	0	0	0	0	0	0	0	0	0	0
1995		0	0	0	0	0	0	0	0	0	0	0	0
1996		0	0	0	0	0	0	0	0	0	0	0	0
1997		0	0	0	0	0	0	0	0	0	0	0	0
1998		0	0	0	0	0	0	0	0	0	0	0	0
1999		0	0	0	0	0	0	0	0	0	0	0	0
2000		0	0	0	0	0	0	0	0	0	0	0	0
2001		0	0	0	0	0	0	0	0	0	1	1	0
2002		10	10	10	11	10	10	10	10	10	10	10	10
2003		2	2	2	2	2	2	2	2	2	2	2	2
2004		3	3	2	2	2	2	2	1	2	1	1	1
2005		0	0	0	0	1	2	2	2	2	2	2	2
2006		8	8	8	8	8	7	5	5	5	5	5	5
2007		16	17	18	34	32	36	34	31	31	29	29	27
2008		28	30	26	24	23	23	20	18	15	13	14	12
2009		165	155	154	140	129	126	120	122	114	105	101	94
2010		742	661	572	491	445	415	392	343	293	261	240	221
2011		5528	4981	4267	3615	3096	2728	2283	1916	1619	1384	1204	1041
2012		1471	2102	3062	3779	4318	4910	5618	6084	6460	6763	7044	7175
2013													279
<b>Total</b>		<b>7973</b>	<b>7969</b>	<b>8121</b>	<b>8106</b>	<b>8066</b>	<b>8261</b>	<b>8488</b>	<b>8534</b>	<b>8553</b>	<b>8576</b>	<b>8653</b>	<b>8869</b>

# CUYAHOGA COUNTY COMMON PLEAS COURT

## **Total Pending Judicial Foreclosure Cases Referred to Magistrates (C)**

The following chart is a display of the total number of pending Judicial Foreclosure cases referred to the Magistrates on specific dates. The table below shows the number of these cases pending from each year since 1990.




	As of:	2/11/2013	3/12/2013																	
Year		0	0																	
1990		0	0																	
1991		0	0																	
1992		0	0																	
1993		0	0																	
1994		0	0																	
1995		0	0																	
1996		0	0																	
1997		0	0																	
1998		0	0																	
1999		0	0																	
2000		0	0																	
2001		0	0																	
2002		10	10																	
2003		2	2																	
2004		1	1																	
2005		3	3																	
2006		7	7																	
2007		27	28																	
2008		13	13																	
2009		93	79																	
2010		205	175																	
2011		949	810																	
2012		6684	5850																	
2013		903	1577																	
<b>Total</b>		<b>7994</b>	<b>8555</b>																	

# CUYAHOGA COUNTY COMMON PLEAS COURT

## Total Pending Tax Lien & Certificate Cases Referred to Magistrates (A)

The following chart is a display of the number of pending tax Judicial Foreclosure cases referred to the Magistrates on specific dates. The table below shows the number of pending tax Judicial Foreclosure cases in each year since 1990.

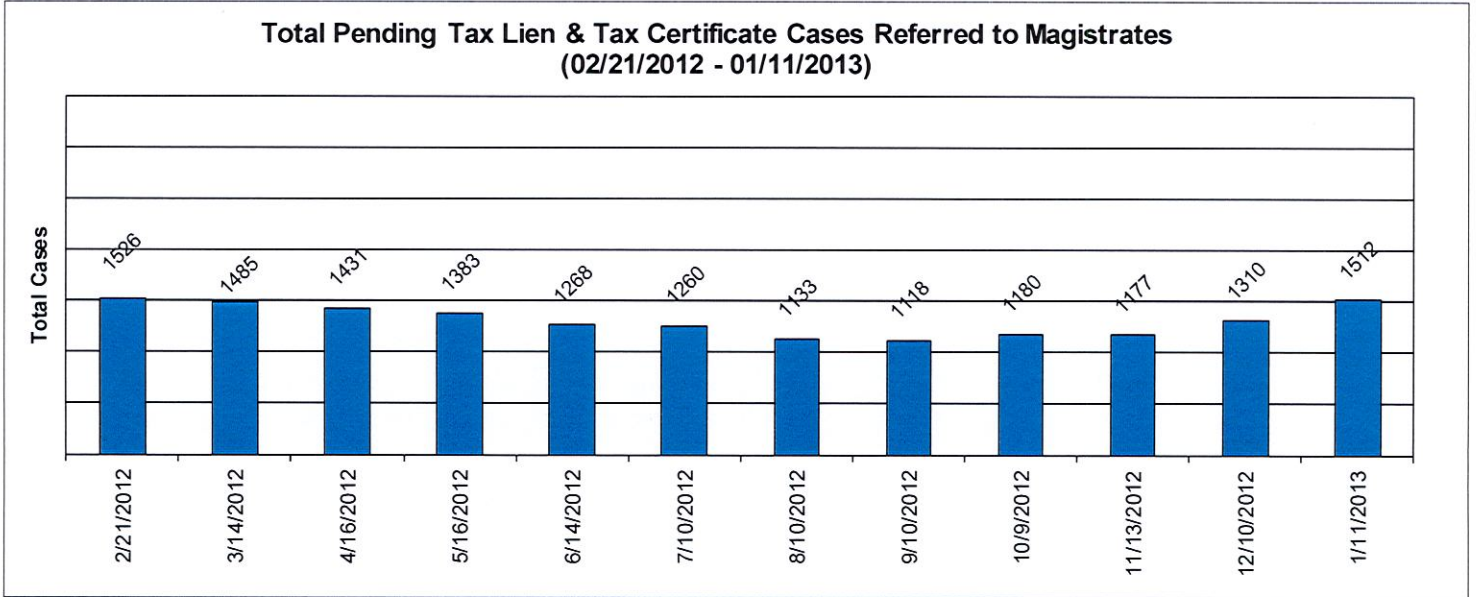


Year	As of:	2/11/2011	3/10/2011	4/7/2011	5/10/2011	6/17/2011	7/7/2011	8/10/2011	9/13/2011	10/11/2011	11/18/2011	12/30/2011	1/13/2012
1990		0	0	0	0	0	0	0	0	0	0	0	0
1991		0	0	0	0	0	0	0	0	0	0	0	0
1992		0	0	0	0	0	0	0	0	0	0	0	0
1993		0	0	0	0	0	0	0	0	0	0	0	0
1994		0	0	0	0	0	0	0	0	0	0	0	0
1995		0	0	0	0	0	0	0	0	0	0	0	0
1996		0	0	0	0	0	0	0	0	0	0	0	0
1997		0	0	0	0	0	0	0	0	0	0	0	0
1998		0	0	0	0	0	0	0	0	1	1	1	1
1999		0	0	0	0	0	0	0	0	0	0	0	0
2000		0	0	0	0	0	0	0	0	0	0	0	0
2001		0	0	0	0	0	0	0	0	0	0	0	0
2002		0	0	0	0	1	0	0	1	0	0	0	0
2003		0	0	0	0	0	0	0	0	0	0	0	0
2004		3	4	3	3	3	3	2	1	1	1	1	1
2005		4	4	4	4	3	4	3	2	1	0	0	0
2006		3	3	2	2	2	2	3	3	3	2	2	1
2007		5	5	6	6	6	5	5	4	5	5	3	4
2008		35	31	30	26	20	19	15	14	14	10	10	10
2009		507	441	364	294	208	181	144	129	121	113	97	95
2010		1297	1193	1040	874	668	592	425	351	315	261	211	197
2011		403	764	818	898	973	984	1004	1209	1224	1245	1223	1206
2012													91
<b>Total</b>		<b>2257</b>	<b>2445</b>	<b>2267</b>	<b>1209</b>	<b>1884</b>	<b>1790</b>	<b>1601</b>	<b>1714</b>	<b>1685</b>	<b>1638</b>	<b>1548</b>	<b>1606</b>

# CUYAHOGA COUNTY COMMON PLEAS COURT

## **Total Pending Tax Lien & Certificate Cases Referred to Magistrates (B)**

The following chart is a display of the number of pending tax Judicial Foreclosure cases referred to the Magistrates on specific dates. The table below shows the number of pending tax Judicial Foreclosure cases in each year since 1990.




Year	As of:	2/21/2012	3/14/2012	4/16/2012	5/16/2012	6/14/2012	7/10/2012	8/10/2012	9/10/2012	10/9/2012	11/13/2012	12/10/2012	1/11/2013
1990		0	0	0	0	0	0	0	0	0	0	0	0
1991		0	0	0	0	0	0	0	0	0	0	0	0
1992		0	0	0	0	0	0	0	0	0	0	0	0
1993		0	0	0	0	0	0	0	0	0	0	0	0
1994		0	0	0	0	0	0	0	0	0	0	0	0
1995		0	0	0	0	0	0	0	0	0	0	0	0
1996		0	0	0	0	0	0	0	0	0	0	0	0
1997		0	0	0	0	0	0	0	0	0	0	0	0
1998		0	0	0	0	0	0	0	0	0	0	0	0
1999		0	0	0	0	0	0	0	0	0	0	0	0
2000		0	0	0	0	0	0	0	0	0	0	0	0
2001		0	0	0	0	0	0	0	0	0	0	0	0
2002		0	0	0	1	0	0	0	0	0	0	0	0
2003		0	0	0	0	0	0	0	0	0	0	0	0
2004		0	1	1	2	2	2	2	1	2	1	1	1
2005		1	0	0	0	0	0	0	0	0	0	0	0
2006		1	1	1	1	2	1	0	0	0	0	0	0
2007		5	5	5	4	4	5	5	4	3	3	3	3
2008		5	5	8	5	5	5	4	4	3	2	2	2
2009		80	79	78	77	69	67	63	55	53	48	46	36
2010		157	141	138	127	113	111	103	93	87	75	75	73
2011		957	888	785	693	576	529	444	401	367	338	318	280
2012		320	365	415	473	497	540	512	560	665	710	865	997
2013													120
<b>Total</b>		<b>1526</b>	<b>1485</b>	<b>1431</b>	<b>1383</b>	<b>1268</b>	<b>1260</b>	<b>1133</b>	<b>1118</b>	<b>1180</b>	<b>1177</b>	<b>1310</b>	<b>1512</b>

# CUYAHOGA COUNTY COMMON PLEAS COURT

## Total Pending Tax Lien & Certificate Cases Referred to Magistrates (C)

The following chart is a display of the number of pending tax Judicial Foreclosure cases referred to the Magistrates on specific dates. The table below shows the number of pending tax Judicial Foreclosure cases in each year since 1990.




Year	As of:											
	2/11/2013	3/12/2013										
1990	0	0										
1991	0	0										
1992	0	0										
1993	0	0										
1994	0	0										
1995	0	0										
1996	0	0										
1997	0	0										
1998	0	0										
1999	0	0										
2000	0	0										
2001	0	0										
2002	0	0										
2003	0	0										
2004	1	1										
2005	1	1										
2006	0	0										
2007	4	4										
2008	3	2										
2009	36	28										
2010	69	58										
2011	272	243										
2012	1109	1029										
2013	114	161										
<b>Total</b>	<b>1609</b>	<b>1527</b>										

# CUYAHOGA COUNTY COMMON PLEAS COURT

## Percentage of Pending Judicial Foreclosure Cases By Filing Year

The following chart is a representation of the total number of pending Judicial Foreclosure cases by filing year expressed as a percentage on a specific date. The table below is the supporting data for this chart.

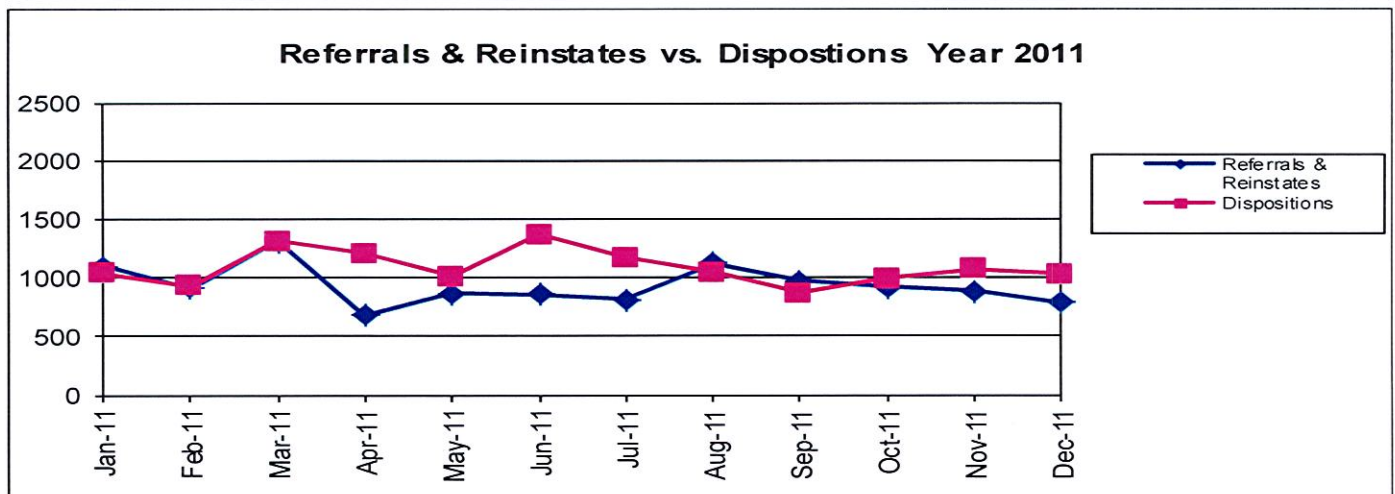
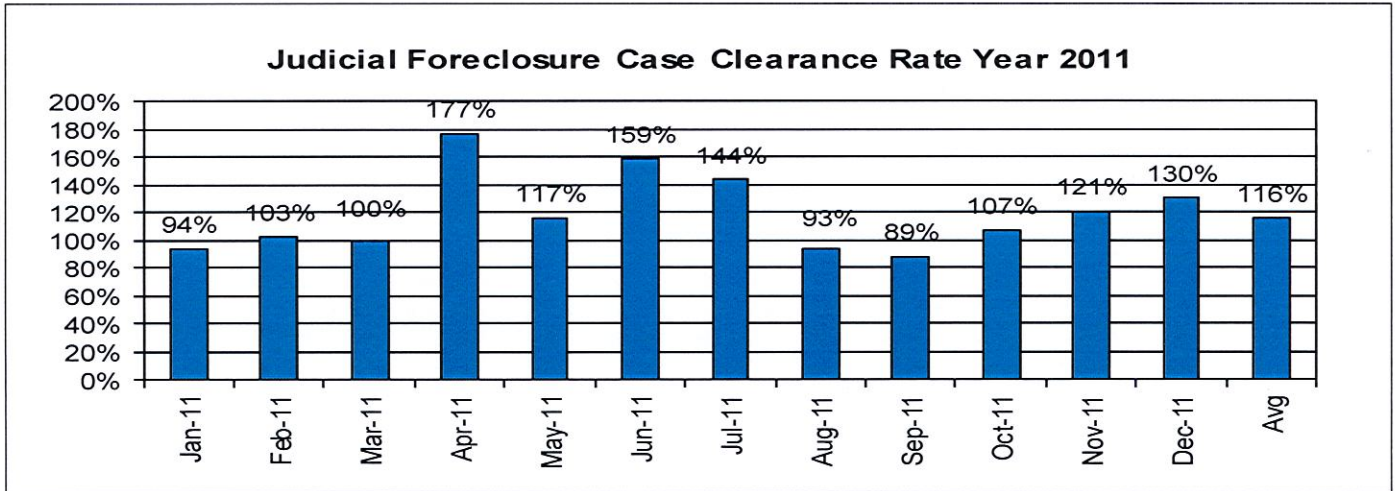


Year	As of:	3/12/2013	% of Total
1990		0	0.00%
1991		0	0.00%
1992		0	0.00%
1993		0	0.00%
1994		0	0.00%
1995		0	0.00%
1996		0	0.00%
1997		0	0.00%
1998		0	0.00%
1999		0	0.00%
2000		0	0.00%
2001		0	0.00%
2002		10	0.12%
2003		2	0.02%
2004		1	0.01%
2005		3	0.04%
2006		7	0.08%
2007		28	0.33%
2008		13	0.15%
2009		79	0.92%
2010		175	2.05%
2011		810	9.47%
2012		5850	68.38%
2013		1577	18.43%
<b>Total</b>		<b>8555</b>	<b>100.00%</b>

# CUYAHOGA COUNTY COMMON PLEAS COURT

## Judicial Foreclosure Clearance Rate Year 2011

The Clearance Rate is the number of outgoing cases as a percentage of the number of incoming cases. Clearance rate measures whether the court is keeping up with its incoming caseload. If cases are not disposed in a timely manner, a backlog of cases awaiting disposition will grow. A Clearance Rate of 100% indicates that at least as many cases as have been filed, reopened, or reactivated in a period have been disposed.



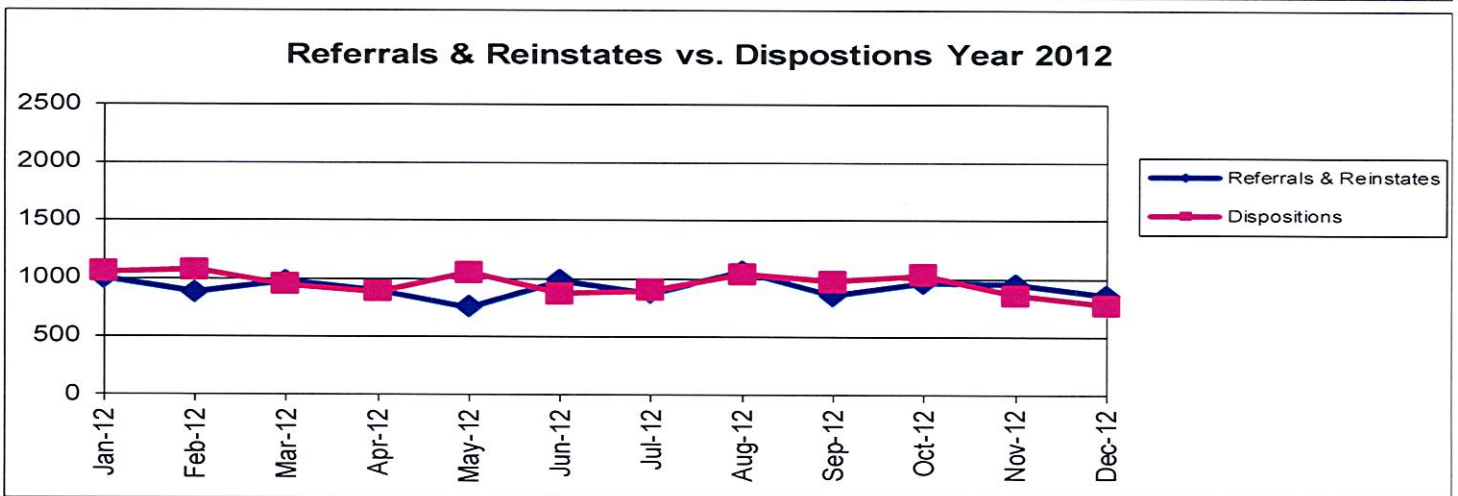
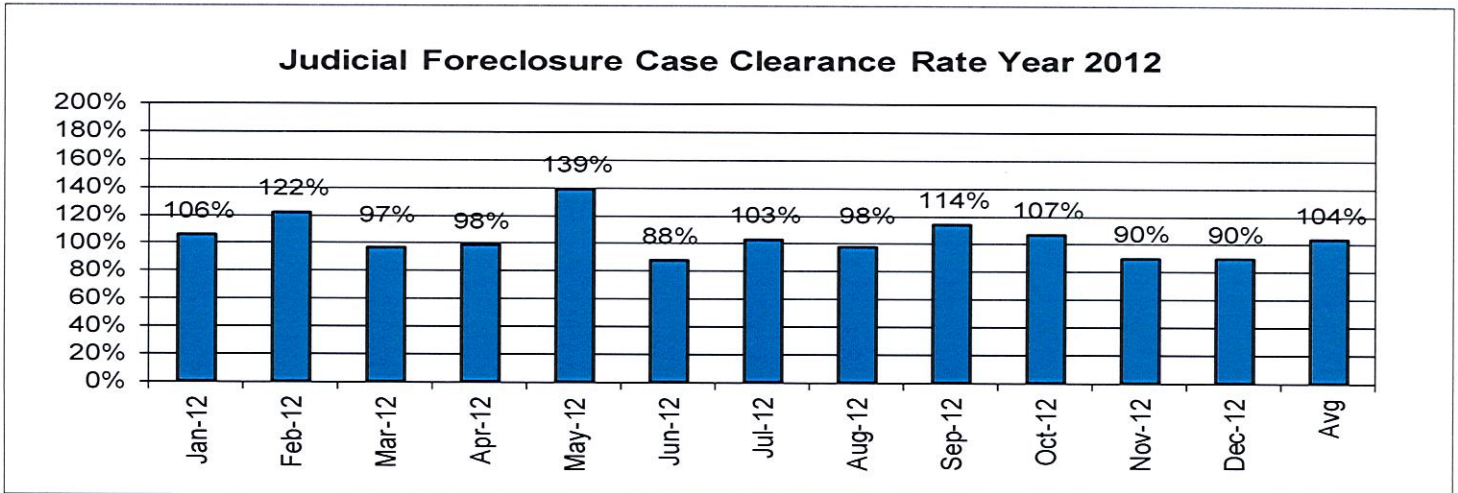
	Referrals & Reinstates	Dispositions	Clearance Rate
Jan-11	1099	1037	94%
Feb-11	906	930	103%
Mar-11	1309	1304	100%
Apr-11	677	1199	177%
May-11	866	1009	117%
Jun-11	856	1360	159%
Jul-11	814	1170	144%
Aug-11	1122	1046	93%
Sep-11	972	862	89%
Oct-11	919	986	107%
Nov-11	884	1071	121%
Dec-11	787	1027	130%
Avg	934	1083	116%
Total	11211	13001	



# CUYAHOGA COUNTY COMMON PLEAS COURT

## Judicial Foreclosure Clearance Rate Year 2012

The Clearance Rate is the number of outgoing cases as a percentage of the number of incoming cases. Clearance rate measures whether the court is keeping up with its incoming caseload. If cases are not disposed in a timely manner, a backlog of cases awaiting disposition will grow. A Clearance Rate of 100% indicates that at least as many cases as have been filed, reopened, or reactivated in a period have been disposed.





	Referrals & Reinstates	Dispositions	Clearance Rate
Jan-12	995	1051	106%
Feb-12	874	1068	122%
Mar-12	974	944	97%
Apr-12	894	880	98%
May-12	750	1044	139%
Jun-12	982	863	88%
Jul-12	869	896	103%
Aug-12	1058	1034	98%
Sep-12	851	972	114%
Oct-12	961	1028	107%
Nov-12	948	854	90%
Dec-12	854	766	90%
Avg	918	950	104%
Total	11010	11400	

# CUYAHOGA COUNTY COMMON PLEAS COURT

## Judicial Foreclosure Clearance Rate Year 2013

The Clearance Rate is the number of outgoing cases as a percentage of the number of incoming cases. Clearance rate measures whether the court is keeping up with its incoming caseload. If cases are not disposed in a timely manner, a backlog of cases awaiting disposition will grow. A Clearance Rate of 100% indicates that at least as many cases as have been filed, reopened, or reactivated in a period have been disposed.



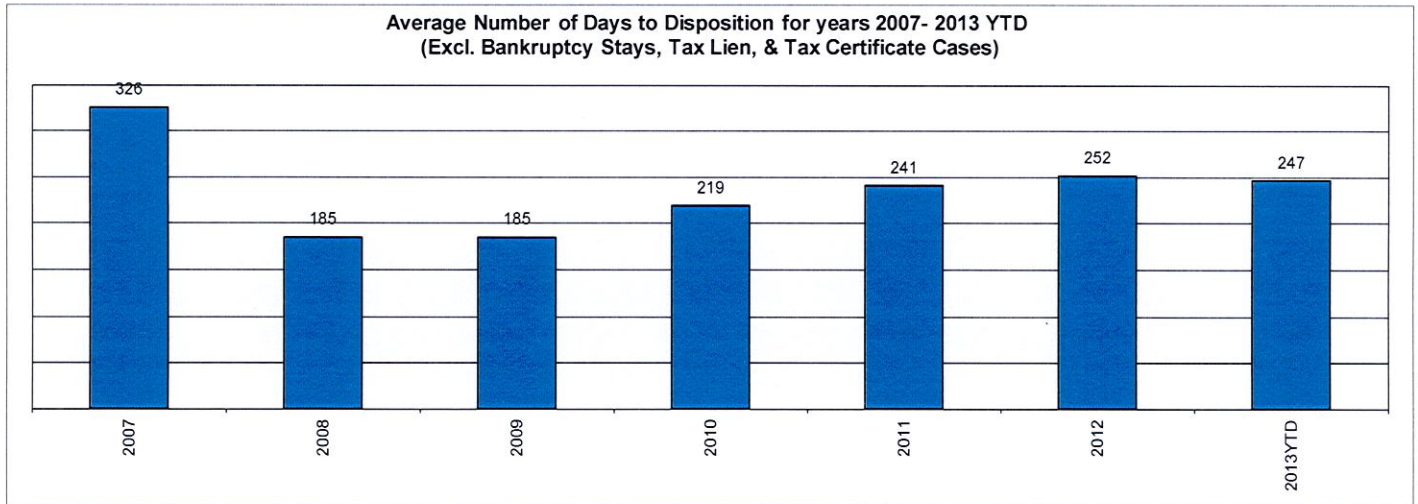
	Referrals & Reinstates	Dispositions	Clearance Rate
Jan-13	1069	870	81%
Feb-13	788	1013	129%
Mar-13			
Apr-13			
May-13			
Jun-13			
Jul-13			
Aug-13			
Sep-13			
Oct-13			
Nov-13			
Dec-13			
Avg	929	942	101%
Total	1857	1883	

# CUYAHOGA COUNTY COMMON PLEAS COURT

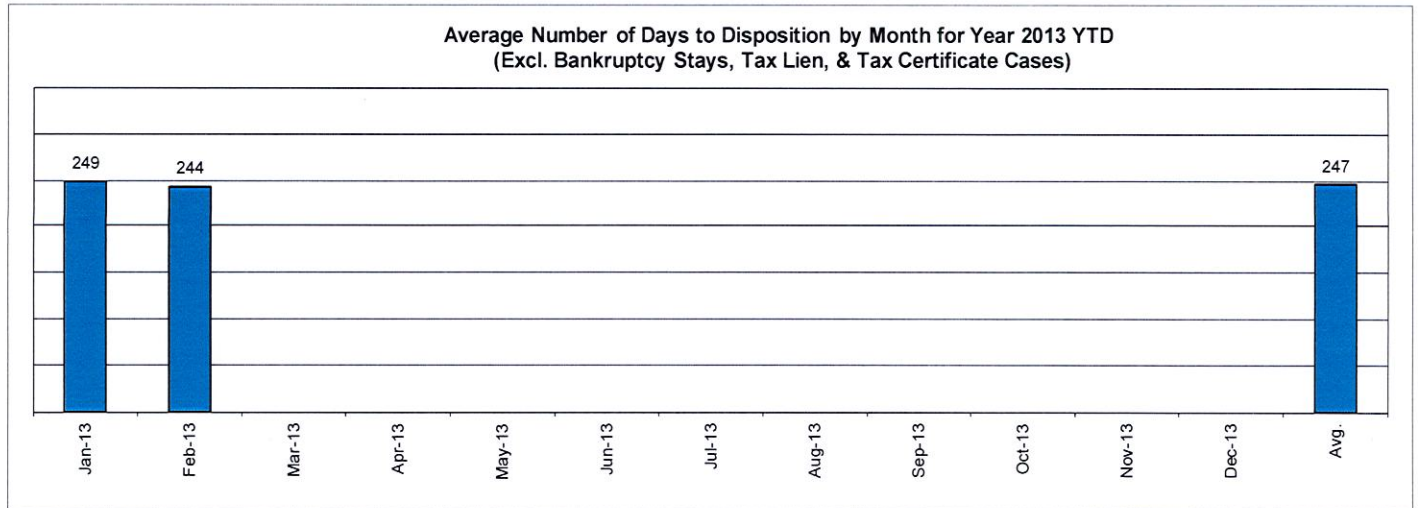
## **Avg. Number of Days to Disp. (Excl. Bank. Stays & Tax Lien & Tax Cert.)**

The average number of days to disposition is the number of days from filing to a final disposition entry being filed with the Clerk of Court. The data sample is based on all judicial foreclosure cases terminated by decree or dismissal (cases terminated by bankruptcy are not included) in a month. Each case is examined to determine the number of days between filing and termination with the periods that a case may have been in bankruptcy subtracted. Adding the total days of all of the cases minus bankruptcy periods and dividing by the total number of cases calculates the average. In the following chart, tax judicial foreclosure cases are excluded.

### **Average Number of Days to Disposition for years 2007 - 2013 YTD (Excl. Bankruptcy Stays, Tax Lien, & Tax Certificate Cases)**



### **Average Number of Days to Disposition by Month for 2013 YTD (Excl. Bankruptcy Stays, Tax Lien, & Tax Certificate Cases)**

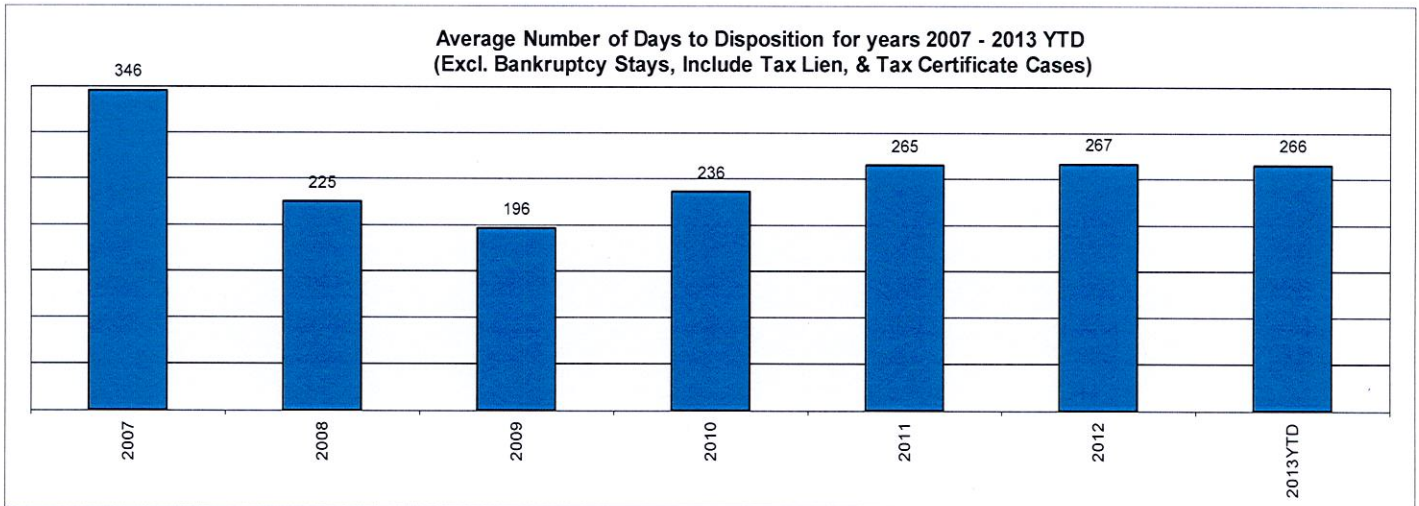


# CUYAHOGA COUNTY COMMON PLEAS COURT


## **Avg. Number of Days to Disp. (Excl. Bank. Stays & Incl. Tax Lien & Tax Cert.)**

The average number of days to disposition is the number of days from filing to a final disposition entry being filed with the Clerk of Court. The data sample is based on all Judicial Foreclosure cases terminated by decree or dismissal (cases terminated by bankruptcy are not included) in a month. Each case is examined to determine the number of days between filing and termination with the periods that a case may have been in bankruptcy subtracted. Adding the total days of all of the cases minus bankruptcy periods and dividing by the total number of cases calculates the average. In the following chart, all types of Judicial Foreclosure cases are included.

### **Average Number of Days to Disposition for years 2007 - 2013 YTD (Excl. Bankruptcy Stays, Include Tax Lien, & Tax Certificate Cases)**



### **Average Number of Days to Disposition by Month for 2013 YTD (Excl. Bankruptcy Stays, Include Tax Lien, & Tax Certificate Cases)**

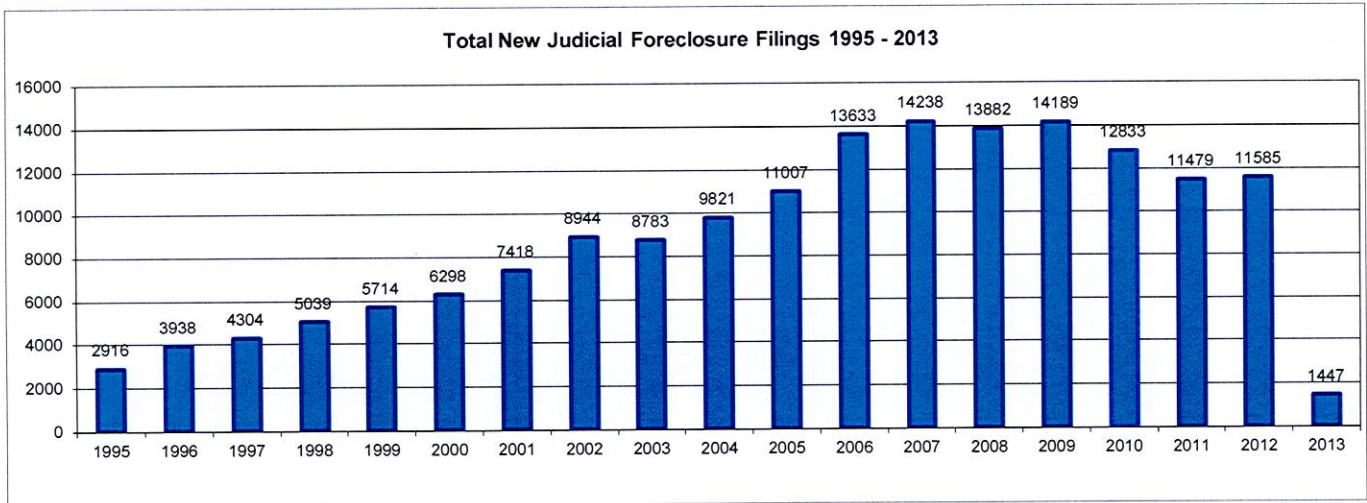


# CUYAHOGA COUNTY COMMON PLEAS COURT

## Total New Judicial Foreclosure Filings

The following charts are provided as a historical view of new judicial foreclosure filings.

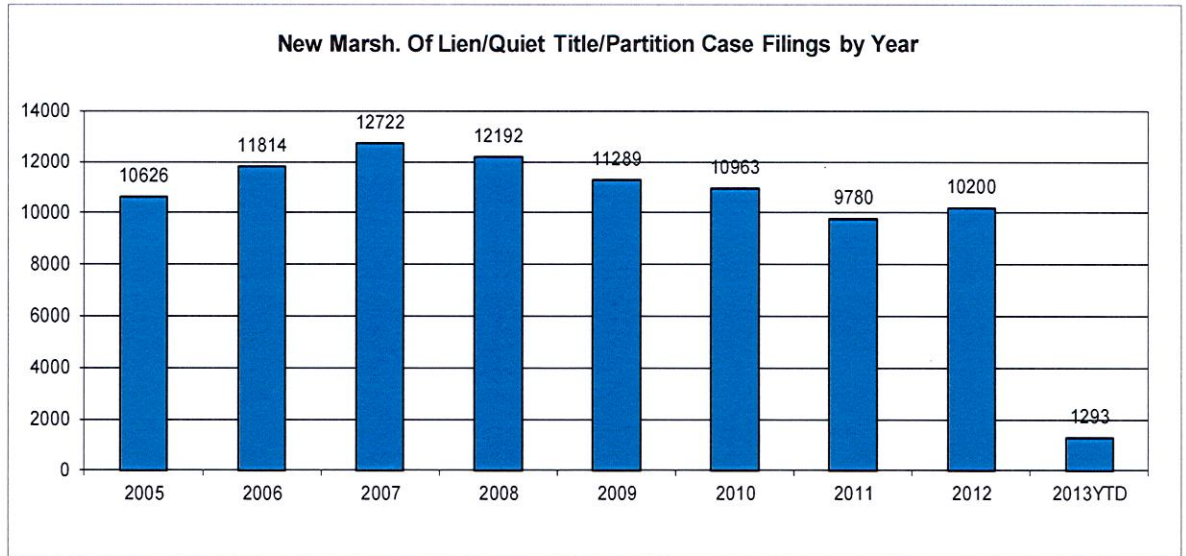
1. Total New Judicial Foreclosure Filings from 1995 – 2013 by year
2. Total New Marsh of Lien/Quiet Title/Partition Filings from 2011 – 2013 by month
3. Total New Tax Lien & Tax Certificate Filings for 2011 – 2013 by month
4. Total New Judicial Foreclosure Filings from 2011 – 2013 by month



# CUYAHOGA COUNTY COMMON PLEAS COURT

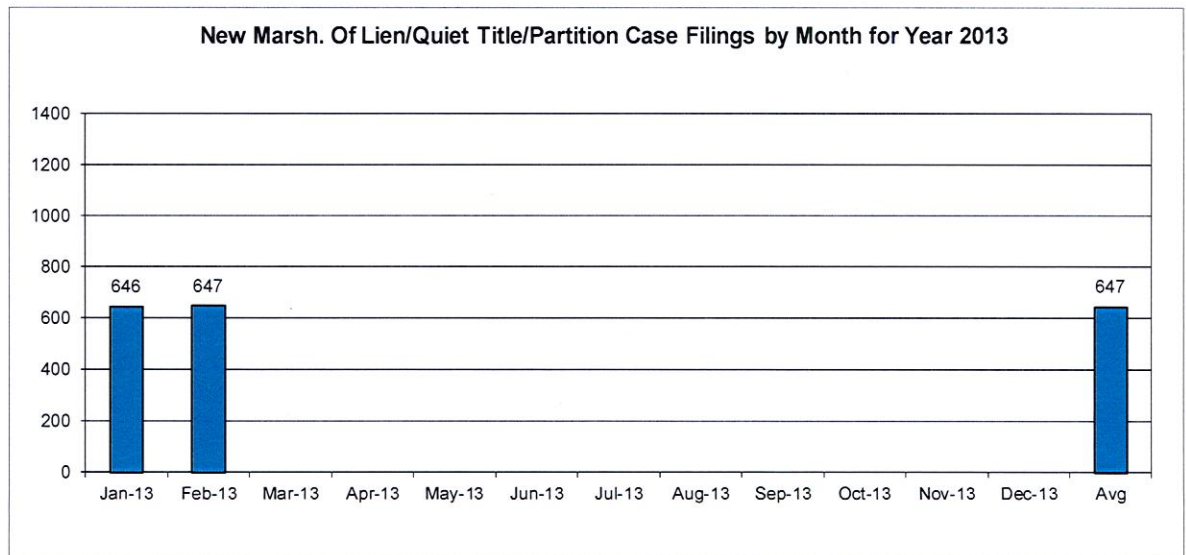
## ***New Marsh of Lien/Quiet Title/Partition Case Filings for Years 2005 – 2013 YTD***

Year	# Filings
2005	10626
2006	11814
2007	12722
2008	12192
2009	11289
2010	10963
2011	9780
2012	10200
2013YTD	1293



## ***New Marsh of Lien/Quiet Title/Partition Case Filings by month for 2013 YTD***

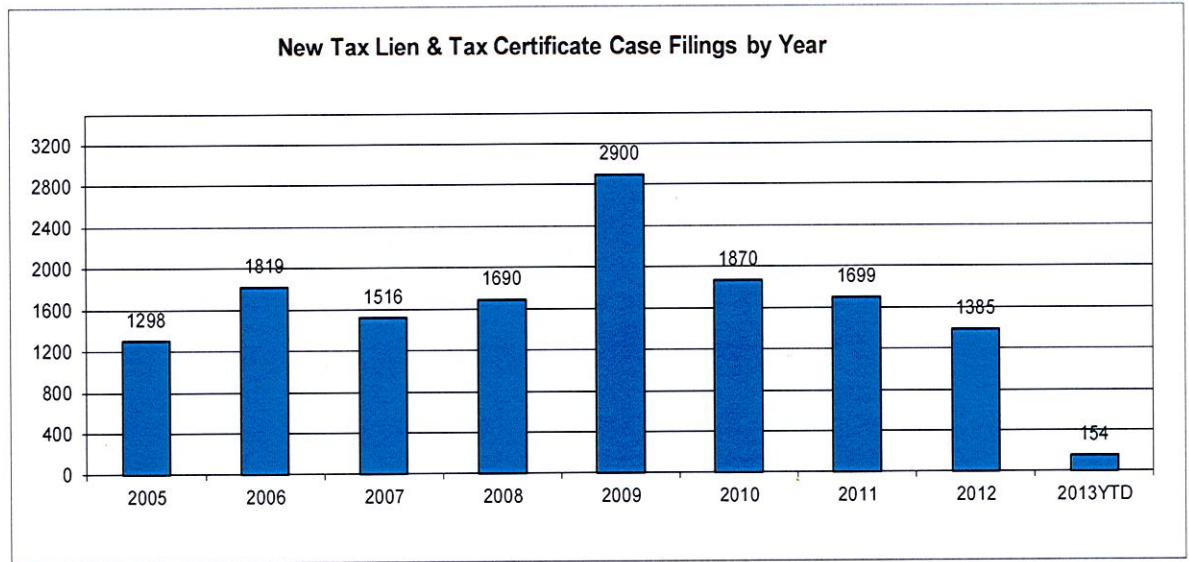
Month	# Filings
Jan-13	646
Feb-13	647
Mar-13	
Apr-13	
May-13	
Jun-13	
Jul-13	
Aug-13	
Sep-13	
Oct-13	
Nov-13	
Dec-13	
Avg	647



# CUYAHOGA COUNTY COMMON PLEAS COURT


## New Tax Lien & Certificate Filings for Years 2005 – 2013 YTD

Year	# Filings
2005	1298
2006	1819
2007	1516
2008	1690
2009	2900
2010	1870
2011	1699
2012	1385
2013YTD	154



## New Tax Lien & Certificate Filings by Month for Year 2013 YTD

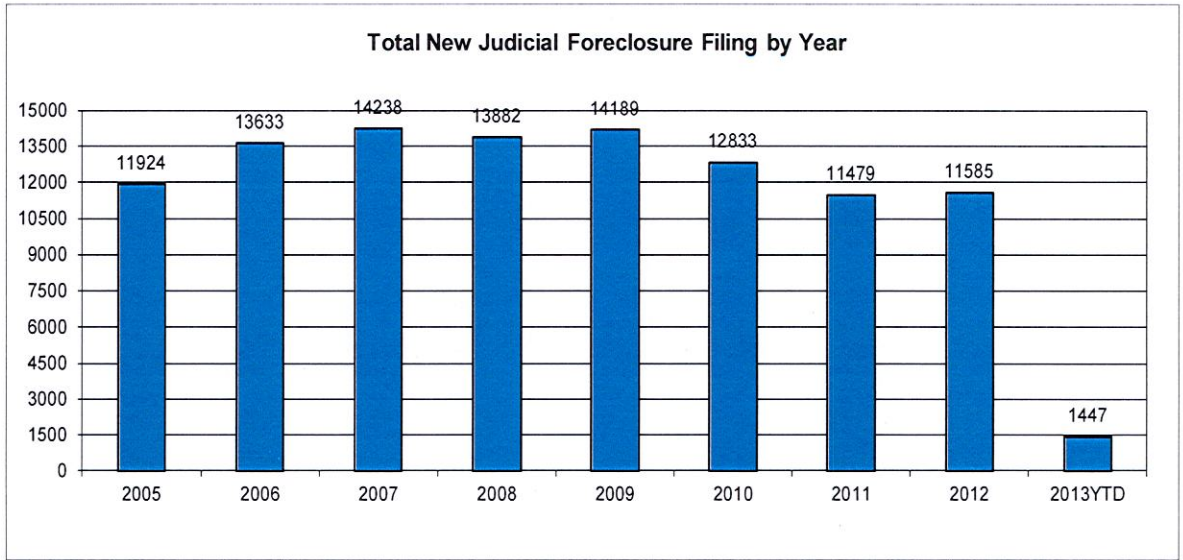
Month	# Filings
Jan-13	90
Feb-13	64
Mar-13	
Apr-13	
May-13	
Jun-13	
Jul-13	
Aug-13	
Sep-13	
Oct-13	
Nov-13	
Dec-13	
Avg	77
Total	154



# CUYAHOGA COUNTY COMMON PLEAS COURT

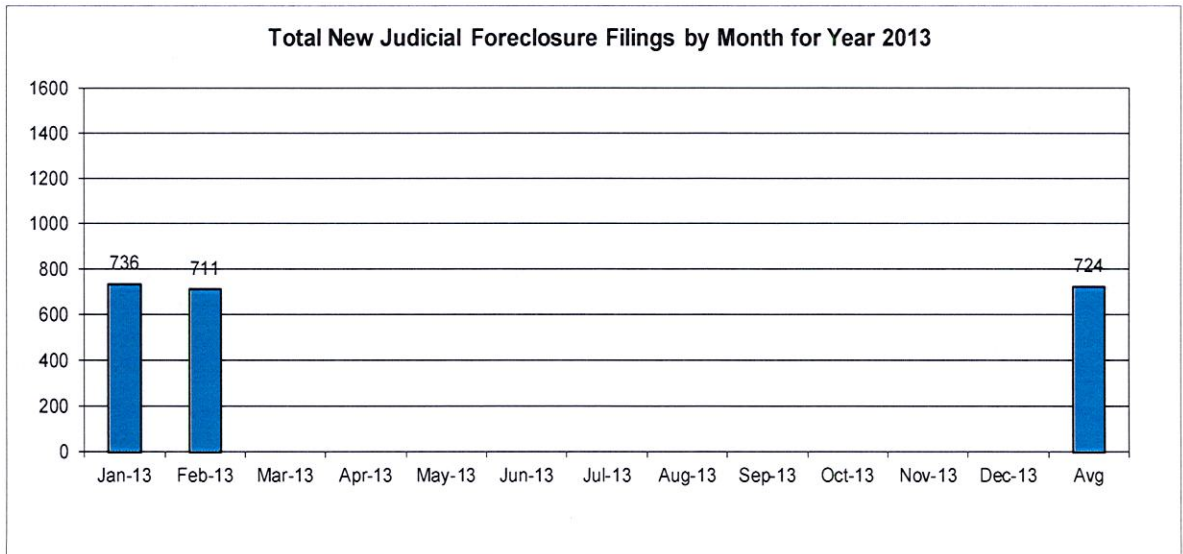
## **Total New Judicial Foreclosure Filings Years 2005 – 2013 YTD**

Year	# Filings
2005	11924
2006	13633
2007	14238
2008	13882
2009	14189
2010	12833
2011	11479
2012	11585
2013YTD	1447



## **Total New Judicial Foreclosure Filings by Month for Year 2013 YTD**

Month	# Filings
Jan-13	736
Feb-13	711
Mar-13	
Apr-13	
May-13	
Jun-13	
Jul-13	
Aug-13	
Sep-13	
Oct-13	
Nov-13	
Dec-13	
Avg	724
Total	1447





***Magistrate's Monthly Reports***

The Magistrates' Monthly Report consists of 5 reports. Below is a description of each.

**Magistrate's Monthly Supplemental Journal Entry Report (R415)**

Retrieves total number of supplemental entries and Decrees of Confirmation of Sheriff's sale created during a specific period. A supplemental entry is any journal created by a magistrate, which does not close out a case. For example, any magistrate's order (MG) setting a hearing, any journal entry (JE) ruling on a motion, journals confirming Sheriff's sales, etc.).

**Magistrate's Full Disposition Count by Magistrate Report (R413)**

Retrieves total number of cases disposed of during a specific period. The dispositions are grouped by Magistrate and then broken down by the type of disposition (i. e. Default, Dismissed with Prejudice, Dismissed without Prejudice, etc.) This report can be printed three different ways. Including tax cases (Full Dispositions), excluding tax cases (Non-Tax Dispositions), and Tax cases only (Tax Dispositions).

**Magistrate's Monthly Cases Referred/Reinstated Report (R418)**

Retrieves newly filed cases referred to the Magistrates Dept. and cases previously disposed by the Magistrates Dept. that are reinstated and re-referred to the magistrates. The cases are separated by Tax (filing code 1465; Tax Judicial Foreclosure & 1466; Tax Certificate Judicial Foreclosure) and Non-Tax (1460; Judicial Foreclosure Marsh. Of Lien, 1480; Partition, 1470; Quiet Title, misc. (i. e. 1391; Contract Other, etc.).

**Magistrate's Monthly Hearing Totals Report (R3146)**

Retrieves total number of hearings held during one month. The hearings are grouped by Magistrate and then broken down by what type hearing was held (i. e. Default, Pretrial, etc.).

**Magistrate's Monthly Case Load Report (R3147)**

Retrieves individual caseload totals for individual magistrates during a specific period. The cases are grouped by magistrate and then broken down by case type (i. e. tax judicial foreclosure, tax certificate judicial foreclosure and non-tax judicial foreclosure).

CUYAHOGA COUNTY COURT OF COMMON PLEAS

DATE: 04/05/2013  
TIME: 11:40 AM

OFFICE OF THE MAGISTRATES  
MAGISTRATE'S MONTHLY SUPPLEMENTALS BY CASE  
REPORTING PERIOD: FEBRUARY 2013

PAGE: 1  
CMSR415D

---

**SUPPLEMENTALS**

AUGUSTYN	359
BAKER	379
BUCHA	357
CUTHBERT	368
DYKE	351
GAUNTNER	466
GONZALEZ	300
HIPPLEY	273
JACKSON	252
KLEIN	370
LUCAS	120
OLSZTYN	477
VOZAR	232
WEISS	216
UNACCOUNTED FOR	0

**TOTAL** 4520

**CONFIRMATIONS**

**TOTAL** 337

MagID	Dispose Type	Tax Cert.	Tax Treas.	Total		
KCA					Decrees	582
	Bank	0	0	1	Defaults	418
	Def	0	0	37	Other	163
	Dism	0	0	49	Court Trial	1
	Ref. Vacate	0	0	0	Dismissals	379
	Court Trial	0	0	0	Bankruptcy	52
	Other	0	0	8	Ref. Vacated	0
	<b>MAG'S TOTAL</b>	<b>0</b>	<b>0</b>	<b>95</b>	Grand Total	1013
GDB						
	Bank	0	0	4		
	Def	0	0	34		
	Dism	0	0	27		
	Ref. Vacate	0	0	0		
	Court Trial	0	0	0		
	Other	0	0	7		
	<b>MAG'S TOTAL</b>	<b>0</b>	<b>0</b>	<b>72</b>		
SMB						
	Bank	0	0	7		
	Def	0	0	13		
	Dism	0	0	16		
	Ref. Vacate	0	0	0		
	Court Trial	0	0	1		
	Other	0	0	2		
	<b>MAG'S TOTAL</b>	<b>0</b>	<b>0</b>	<b>39</b>		
ARC						
	Bank	0	0	3		
	Def	0	0	35		
	Dism	0	0	20		
	Ref. Vacate	0	0	0		
	Court Trial	0	0	0		
	Other	0	0	8		
	<b>MAG'S TOTAL</b>	<b>0</b>	<b>0</b>	<b>66</b>		
JTD						
	Bank	0	0	4		
	Def	0	0	40		
	Dism	9	1	52		
	Ref. Vacate	0	0	0		
	Court Trial	0	0	0		
	Other	0	0	11		
	<b>MAG'S TOTAL</b>	<b>9</b>	<b>1</b>	<b>107</b>		
TMG						
	Bank	0	0	5		
	Def	0	0	26		
	Dism	0	0	60		
	Ref. Vacate	0	0	0		
	Court Trial	0	0	0		
	Other	0	0	13		
	<b>MAG'S TOTAL</b>	<b>0</b>	<b>0</b>	<b>104</b>		
TG						
	Bank	0	0	4		
	Def	0	0	41		
	Dism	0	0	19		
	Ref. Vacate	0	0	0		
	Court Trial	0	0	0		
	Other	0	0	8		
	<b>MAG'S TOTAL</b>	<b>0</b>	<b>0</b>	<b>72</b>		
KH						
	Bank	0	0	5		
	Def	0	0	42		

CUYAHOGA COUNTY COURT OF COMMON PLEAS  
OFFICE OF THE MAGISTRATES  
**Full Disposition Count by Magistrate**  
REPORTING PERIOD: FROM 02/01/2013 TO 02/28/2013

DATE: 04/05/2013  
TIME: 11:51 AM

PAGE: 2  
CMSR413

MagID	Dispose Type	Tax Cert.	Tax Treas.	Total
	Dism	0	0	11
	Ref. Vacate	0	0	0
	Court Trial	0	0	0
	Other	0	0	10
	<b><u>MAG'S TOTAL</u></b>	<b>0</b>	<b>0</b>	<b><u>68</u></b>
<hr/>				
JLJ	Bank	0	0	1
	Def	0	0	38
	Dism	0	0	19
	Ref. Vacate	0	0	0
	Court Trial	0	0	0
	Other	0	0	8
	<b><u>MAG'S TOTAL</u></b>	<b>0</b>	<b>0</b>	<b><u>66</u></b>
<hr/>				
MK	Bank	0	0	5
	Def	0	0	26
	Dism	0	0	26
	Ref. Vacate	0	0	0
	Court Trial	0	0	0
	Other	0	0	13
	<b><u>MAG'S TOTAL</u></b>	<b>0</b>	<b>0</b>	<b><u>70</u></b>
<hr/>				
PL	Bank	1	0	1
	Def	7	0	7
	Dism	9	3	13
	Ref. Vacate	0	0	0
	Court Trial	0	0	0
	Other	2	33	36
	<b><u>MAG'S TOTAL</u></b>	<b>19</b>	<b>36</b>	<b><u>57</u></b>
<hr/>				
CEO	Bank	0	0	9
	Def	0	0	38
	Dism	4	0	38
	Ref. Vacate	0	0	0
	Court Trial	0	0	0
	Other	0	0	5
	<b><u>MAG'S TOTAL</u></b>	<b>4</b>	<b>0</b>	<b><u>90</u></b>
<hr/>				
TJV	Bank	0	0	1
	Def	0	0	38
	Dism	1	0	13
	Ref. Vacate	0	0	0
	Court Trial	0	0	0
	Other	0	0	6
	<b><u>MAG'S TOTAL</u></b>	<b>1</b>	<b>0</b>	<b><u>58</u></b>
<hr/>				
CW	Bank	0	1	2
	Def	2	0	3
	Dism	10	5	16
	Ref. Vacate	0	0	0
	Court Trial	0	0	0
	Other	1	27	28
	<b><u>MAG'S TOTAL</u></b>	<b>13</b>	<b>33</b>	<b><u>49</u></b>

**CUYAHOGA COUNTY COURT OF COMMON PLEAS**

DATE: 04/05/2013  
 TIME: 11:51 AM

OFFICE OF THE MAGISTRATES  
 MAGISTRATE'S MONTHLY REF/REIN CASES  
 FROM 02/01/2013 TO 02/28/2013

CMSR418

MAGISTRATE	NEW REFERRALS				REINSTATED			
	Tax Treas.	Tax Cert.	Non-Tax	Total	Tax Treas.	Tax Cert.	Non-Tax	Total
<u>AUGUSTYN/KEVIN/C</u>	0	0	39	39	0	0	3	3
<u>BAKER/GAIL/D</u>	0	0	49	49	0	0	3	3
<u>BUCHA/STEPHEN/M</u>	0	0	33	33	0	0	6	6
<u>CUTHBERT/AMY/R</u>	0	0	58	58	0	0	6	6
<u>DYKE/JOHN/T</u>	1	0	68	69	0	0	5	5
<u>GAUNTNER/TIMOTHY/M</u>	0	0	48	48	0	0	6	6
<u>GONZALEZ/TRACEY/</u>	0	0	67	67	0	0	4	4
<u>HIPPLEY/KEVIN/</u>	0	0	57	57	0	0	4	4
<u>JACKSON/JIM/L</u>	0	0	61	61	0	0	0	0
<u>KLEIN/MONICA/</u>	0	0	46	46	0	0	1	1
<u>LUCAS/PAUL/</u>	31	0	16	47	0	0	0	0
<u>OLSZTYN/CHRISTOPHER/E</u>	0	0	68	68	0	0	8	8
<u>VOZAR/THOMAS/J</u>	4	0	39	43	0	0	3	3
<u>WEISS/CAROL/</u>	32	0	21	53	0	1	0	1
<b><u>TOTAL</u></b>	68	0	670	738	0	1	49	50
<b><u>COMBINED TOTAL</u></b>	788							

**CUYAHOGA COUNTY COURT OF COMMON PLEAS**

**OFFICE OF THE MAGISTRATES**

**MAG MONTHLY HEARING TOTALS**

Reporting Period: February 2013

DATE: 04/05/2013  
TIME: 11:51 AM

PAGE: 1  
CMSR3146

Monthly Hearing Total      878

AUGUSTYN  
 Default Hearings            39  
 Tax Hearings                0  
 Pretrials                      14  


---

 TOTAL:                        53

BAKER  
 Default Hearings            38  
 Tax Hearings                0  
 Pretrials                      9  


---

 TOTAL:                        47

BUCHA  
 Default Hearings            33  
 Tax Hearings                0  
 Pretrials                      23  


---

 TOTAL:                        56

CUTHBERT  
 Default Hearings            83  
 Tax Hearings                0  
 Pretrials                      30  


---

 TOTAL:                        113

DYKE  
 Default Hearings            55  
 Tax Hearings                0  
 Pretrials                      6  


---

 TOTAL:                        61

GAUNTNER  
 Default Hearings            59  
 Tax Hearings                0  
 Pretrials                      24  


---

 TOTAL:                        83

GONZALEZ  
 Default Hearings            47  
 Tax Hearings                0  
 Pretrials                      3  


---

 TOTAL:                        50

HIPPLEY  
 Default Hearings            55  
 Tax Hearings                0  
 Pretrials                      5  


---

 TOTAL:                        60

JACKSON  
 Default Hearings            80  
 Tax Hearings                0  
 Pretrials                      17  


---

 TOTAL:                        97

KLEIN  
 Default Hearings            65  
 Tax Hearings                0  
 Pretrials                      17  


---

 TOTAL:                        82

CUYAHOGA COUNTY COURT OF COMMON PLEAS

OFFICE OF THE MAGISTRATES

MAG MONTHLY HEARING TOTALS

Reporting Period: February 2013

DATE: 04/05/2013  
TIME: 11:51 AM

PAGE: 2  
CMSR3146

---

TOTAL:	82
LUCAS	
Default Hearings	0
Tax Hearings	13
Pretrials	10
<hr/>	
TOTAL:	23
OLSZTYN	
Default Hearings	62
Tax Hearings	0
Pretrials	5
<hr/>	
TOTAL:	67
VOZAR	
Default Hearings	41
Tax Hearings	2
Pretrials	9
<hr/>	
TOTAL:	52
WEISS	
Default Hearings	5
Tax Hearings	19
Pretrials	10
<hr/>	
TOTAL:	34

**CUYAHOGA COUNTY COURT OF COMMON PLEAS**

DATE: 04/05/2013  
 TIME: 12:23 PM

Office of the Magistrates  
 Magistrate's Monthly Case Load  
 MONTH: FEBRUARY 2013

PAGE: 1  
 CMSR3147

Magistrate Name	Non Tax Total	Tax Cert.	Tax Treas.	Total Tax	Total Cases
AUGUSTYN	333	27	0	27	360
BAKER	683	33	0	33	716
BUCHA	371	32	0	32	403
CUTHBERT	670	34	0	34	704
DYKE	453	45	10	55	508
GAUNTNER	530	24	0	24	554
GONZALEZ	640	36	0	36	676
HIPPLEY	729	36	0	36	765
JACKSON	696	31	0	31	727
KLEIN	421	23	0	23	444
LUCAS	51	261	346	607	658
OLSZTYN	524	36	0	36	560
VOZAR	546	47	25	72	618
WEISS	86	254	250	504	590
<b>Non Tax Total:</b>	<b>6733</b>	<b>Cert.Tax Total: 919</b>	<b>Tax Treas. Total: 631</b>	<b>Total Tax: 1550</b>	<b>Total Cases: 8283</b>



***Report CMSR1062 - Judicial Foreclosure Statistics by Judge***

Report CMSR1062 provides a list of judicial foreclosure case activity for each Judge. The report identifies how many cases were pending at the beginning of the period. The new cases filed and cases that were transferred in or reactivated are added to the number pending at the beginning of the period. It then shows the type and number of terminations for the period. The total terminations are subtracted from the total pending which provides the pending at the end of the period.

**CUYAHOGA COUNTY COURT OF COMMON PLEAS**

DATE: 04/05/2013  
TIME: 01:49 PM

**Foreclosure Statistics by Judge**  
Reporting Period: February 2013

PAGE: 1  
CMSR1062

Judge							
<b>AMBROSE, DICK</b>							
	Pending at Beg of Period		New Cases Filed	Cases Transferred In / Reactivated			Total
	207		24	10			241
Terminations							
	Bankruptcy	Default	RefVacated	Court Trial	Dismiss	Other	Total
	3	14	0	0	10	8	35
Total Pending at End of Period							206
<b>ASTRAB, MICHAEL</b>							
	Pending at Beg of Period		New Cases Filed	Cases Transferred In / Reactivated			Total
	253		22	8			283
Terminations							
	Bankruptcy	Default	RefVacated	Court Trial	Dismiss	Other	Total
	0	14	0	0	10	17	41
Total Pending at End of Period							242
<b>BARKER, PAMELA A</b>							
	Pending at Beg of Period		New Cases Filed	Cases Transferred In / Reactivated			Total
	265		26	8			299
Terminations							
	Bankruptcy	Default	RefVacated	Court Trial	Dismiss	Other	Total
	4	7	0	0	24	21	56
Total Pending at End of Period							243
<b>BURNSIDE, JANET R</b>							
	Pending at Beg of Period		New Cases Filed	Cases Transferred In / Reactivated			Total
	243		19	11			273
Terminations							
	Bankruptcy	Default	RefVacated	Court Trial	Dismiss	Other	Total
	0	15	0	0	5	17	37
Total Pending at End of Period							236
<b>CALABRESE, DEENA R</b>							
	Pending at Beg of Period		New Cases Filed	Cases Transferred In / Reactivated			Total
	234		15	11			260
Terminations							
	Bankruptcy	Default	RefVacated	Court Trial	Dismiss	Other	Total
	1	11	0	0	8	22	42
Total Pending at End of Period							218
<b>CLANCY, MAUREEN</b>							
	Pending at Beg of Period		New Cases Filed	Cases Transferred In / Reactivated			Total
	252		17	6			275
Terminations							
	Bankruptcy	Default	RefVacated	Court Trial	Dismiss	Other	Total
	1	14	0	0	10	14	39
Total Pending at End of Period							236
<b>COLLIER-WILLIAMS, CASSANDRA^</b>							
	Pending at Beg of Period		New Cases Filed	Cases Transferred In / Reactivated			Total
	259		26	4			289
Terminations							
	Bankruptcy	Default	RefVacated	Court Trial	Dismiss	Other	Total
	0	11	0	0	8	10	29
Total Pending at End of Period							260
<b>CORRIGAN, BRIAN J</b>							

**CUYAHOGA COUNTY COURT OF COMMON PLEAS**

DATE: 04/05/2013  
TIME: 01:49 PM

**Foreclosure Statistics by Judge**  
Reporting Period: February 2013

PAGE: 2  
CMSR1062

<b>Judge</b>								
	Pending at Beg of Period	New Cases Filed			Cases Transferred In / Reactivated			Total
	230		27		5		262	
Terminations	Bankruptcy	Default	RefVacated	Court Trial	Dismiss	Other	Total	
	2	10	0	0	4	17	33	
	Total Pending at End of Period						229	
<b>CORRIGAN, PETER J</b>								
	202		22		17		241	
Terminations	Bankruptcy	Default	RefVacated	Court Trial	Dismiss	Other	Total	
	4	14	0	0	15	15	48	
	Total Pending at End of Period						193	
<b>DONNELLY, MICHAEL P</b>								
	270		17		4		291	
Terminations	Bankruptcy	Default	RefVacated	Court Trial	Dismiss	Other	Total	
	3	14	0	0	2	13	32	
	Total Pending at End of Period						259	
<b>FRIEDLAND, CAROLYN B</b>								
	186		25		13		224	
Terminations	Bankruptcy	Default	RefVacated	Court Trial	Dismiss	Other	Total	
	3	17	0	0	21	17	58	
	Total Pending at End of Period						166	
<b>FRIEDMAN, STUART A</b>								
	262		23		17		302	
Terminations	Bankruptcy	Default	RefVacated	Court Trial	Dismiss	Other	Total	
	1	14	0	0	2	14	31	
	Total Pending at End of Period						271	
<b>FUERST, NANCY A</b>								
	153		7		4		164	
Terminations	Bankruptcy	Default	RefVacated	Court Trial	Dismiss	Other	Total	
	1	8	0	0	4	10	23	
	Total Pending at End of Period						141	
<b>GALL, STEVEN E</b>								
	220		19		16		255	
Terminations	Bankruptcy	Default	RefVacated	Court Trial	Dismiss	Other	Total	
	4	13	0	0	10	21	48	
	Total Pending at End of Period						207	
<b>GALLAGHER, EILEEN T</b>								

**CUYAHOGA COUNTY COURT OF COMMON PLEAS**

DATE: 04/05/2013  
TIME: 01:49 PM

**Foreclosure Statistics by Judge**  
Reporting Period: February 2013

PAGE: 3  
CMSR1062

<b>Judge</b>							
	Pending at Beg of Period		New Cases Filed		Cases Transferred In / Reactivated		Total
	196		20		22		238
Terminations	Bankruptcy	Default	RefVacated	Court Trial	Dismiss	Other	Total
	5	6	0	1	7	20	39
	Total Pending at End of Period						199
<b>GALLAGHER, HOLLIE L</b>							
	Pending at Beg of Period		New Cases Filed		Cases Transferred In / Reactivated		Total
	207		24		13		244
Terminations	Bankruptcy	Default	RefVacated	Court Trial	Dismiss	Other	Total
	3	11	0	0	17	8	39
	Total Pending at End of Period						205
<b>GAUL, DANIEL</b>							
	Pending at Beg of Period		New Cases Filed		Cases Transferred In / Reactivated		Total
	299		22		7		328
Terminations	Bankruptcy	Default	RefVacated	Court Trial	Dismiss	Other	Total
	0	18	0	0	6	14	38
	Total Pending at End of Period						290
<b>JACKSON, MICHAEL E</b>							
	Pending at Beg of Period		New Cases Filed		Cases Transferred In / Reactivated		Total
	245		28		9		282
Terminations	Bankruptcy	Default	RefVacated	Court Trial	Dismiss	Other	Total
	2	17	0	0	6	10	35
	Total Pending at End of Period						247
<b>MASON, LANCE T</b>							
	Pending at Beg of Period		New Cases Filed		Cases Transferred In / Reactivated		Total
	269		22		6		297
Terminations	Bankruptcy	Default	RefVacated	Court Trial	Dismiss	Other	Total
	1	12	0	0	7	14	34
	Total Pending at End of Period						263
<b>MATIA, DAVID T</b>							
	Pending at Beg of Period		New Cases Filed		Cases Transferred In / Reactivated		Total
	252		22		11		285
Terminations	Bankruptcy	Default	RefVacated	Court Trial	Dismiss	Other	Total
	2	13	0	0	12	23	50
	Total Pending at End of Period						235
<b>MCCLELLAND, ROBERT C</b>							
	Pending at Beg of Period		New Cases Filed		Cases Transferred In / Reactivated		Total
	216		22		7		245
Terminations	Bankruptcy	Default	RefVacated	Court Trial	Dismiss	Other	Total
	1	19	0	0	26	14	60
	Total Pending at End of Period						185
<b>MCCORMICK, TIMOTHY</b>							

**CUYAHOGA COUNTY COURT OF COMMON PLEAS**

DATE: 04/05/2013  
TIME: 01:49 PM

**Foreclosure Statistics by Judge**  
Reporting Period: February 2013

PAGE: 4  
CMSR1062

<b>Judge</b>							
	Pending at Beg of Period		New Cases Filed		Cases Transferred In / Reactivated		Total
	226		19		11		256
Terminations	Bankruptcy	Default	RefVacated	Court Trial	Dismiss	Other	Total
	1	18	0	0	25	11	55
	Total Pending at End of Period						201
<b>MCDONNELL, NANCY R</b>							
	Pending at Beg of Period		New Cases Filed		Cases Transferred In / Reactivated		Total
	245		24		4		273
Terminations	Bankruptcy	Default	RefVacated	Court Trial	Dismiss	Other	Total
	1	18	0	0	16	22	57
	Total Pending at End of Period						216
<b>MCMONAGLE, RICHARD J</b>							
	Pending at Beg of Period		New Cases Filed		Cases Transferred In / Reactivated		Total
	142		14		4		160
Terminations	Bankruptcy	Default	RefVacated	Court Trial	Dismiss	Other	Total
	1	9	0	0	5	6	21
	Total Pending at End of Period						139
<b>O'DONNELL, JOHN P</b>							
	Pending at Beg of Period		New Cases Filed		Cases Transferred In / Reactivated		Total
	200		12		2		214
Terminations	Bankruptcy	Default	RefVacated	Court Trial	Dismiss	Other	Total
	0	13	0	0	6	5	24
	Total Pending at End of Period						190
<b>RUSSO, JOHN J</b>							
	Pending at Beg of Period		New Cases Filed		Cases Transferred In / Reactivated		Total
	233		20		13		266
Terminations	Bankruptcy	Default	RefVacated	Court Trial	Dismiss	Other	Total
	1	3	0	0	29	15	48
	Total Pending at End of Period						218
<b>RUSSO, JOSEPH D</b>							
	Pending at Beg of Period		New Cases Filed		Cases Transferred In / Reactivated		Total
	235		20		14		269
Terminations	Bankruptcy	Default	RefVacated	Court Trial	Dismiss	Other	Total
	1	9	0	0	10	9	29
	Total Pending at End of Period						240
<b>RUSSO, MICHAEL J</b>							
	Pending at Beg of Period		New Cases Filed		Cases Transferred In / Reactivated		Total
	253		21		10		284
Terminations	Bankruptcy	Default	RefVacated	Court Trial	Dismiss	Other	Total
	2	11	0	0	6	14	33
	Total Pending at End of Period						251
<b>RUSSO, NANCY MARGARET</b>							

**CUYAHOGA COUNTY COURT OF COMMON PLEAS**

DATE: 04/05/2013  
TIME: 01:49 PM

**Foreclosure Statistics by Judge**  
Reporting Period: February 2013

PAGE: 5  
CMSR1062

<b>Judge</b>							
Pending at Beg of Period		New Cases Filed		Cases Transferred In / Reactivated			Total
146		26		13			185
Terminations	Bankruptcy	Default	RefVacated	Court Trial	Dismiss	Other	Total
	0	10	0	0	20	13	43
Total Pending at End of Period							142
<b>SAFFOLD, SHIRLEY STRICKLAND</b>							
Pending at Beg of Period		New Cases Filed		Cases Transferred In / Reactivated			Total
292		20		6			318
Terminations	Bankruptcy	Default	RefVacated	Court Trial	Dismiss	Other	Total
	2	9	0	0	8	9	28
Total Pending at End of Period							290
<b>SHEEHAN, BRENDAN J</b>							
Pending at Beg of Period		New Cases Filed		Cases Transferred In / Reactivated			Total
172		27		9			208
Terminations	Bankruptcy	Default	RefVacated	Court Trial	Dismiss	Other	Total
	4	8	0	0	20	16	48
Total Pending at End of Period							160
<b>SUTULA, JOHN D</b>							
Pending at Beg of Period		New Cases Filed		Cases Transferred In / Reactivated			Total
298		22		10			330
Terminations	Bankruptcy	Default	RefVacated	Court Trial	Dismiss	Other	Total
	1	15	0	0	7	18	41
Total Pending at End of Period							289
<b>SUTULA, KATHLEEN ANN</b>							
Pending at Beg of Period		New Cases Filed		Cases Transferred In / Reactivated			Total
172		21		10			203
Terminations	Bankruptcy	Default	RefVacated	Court Trial	Dismiss	Other	Total
	1	13	0	0	8	17	39
Total Pending at End of Period							164
<b>SYNENBERG, JOAN</b>							
Pending at Beg of Period		New Cases Filed		Cases Transferred In / Reactivated			Total
1		0		0			1
Terminations	Bankruptcy	Default	RefVacated	Court Trial	Dismiss	Other	Total
	0	0	0	0	1	0	1
Total Pending at End of Period							0
<b>VILLANUEVA, JOSE A</b>							
Pending at Beg of Period		New Cases Filed		Cases Transferred In / Reactivated			Total
269		15		8			292
Terminations	Bankruptcy	Default	RefVacated	Court Trial	Dismiss	Other	Total
	0	15	0	0	5	19	39
Total Pending at End of Period							253

# *Monthly Summary*

# MONTHLY SUMMARY

## February 2013

NAME	PEND	ASSIGNED			TRIALS						DISP	PENDING				+	-
		CV	CR	TOT	JURY			COURT				CV	FR	CR	TOT		
					CV	CR	TOT	CV	CR	TOT		CV	FR	CR	TOT		
Dick Ambrose	575	64	34	98	0	0	0	0	0	0	102	222	206	143	571	+ 4	
Michael K. Astrab	586	62	34	96	0	2	2	0	0	0	104	214	242	122	578	+ 8	
Pamela A. Barker	640	67	34	101	0	1	1	0	0	0	129	255	244	113	612	+ 28	
Janet R. Burnside	592	70	41	111	0	0	0	0	0	0	107	245	236	115	596	- 4	
Deena R. Calabrese	618	66	28	94	0	0	0	0	1	1	131	242	218	121	581	+ 37	
Maureen Clancy	551	61	28	89	0	0	0	0	0	0	118	207	236	79	522	+ 29	
Cassandra Collier-Willia	536	57	21	78	0	0	0	0	1	1	62	228	257	67	552	- 16	
Brian J. Corrigan	656	57	34	91	1	0	1	0	0	0	120	276	229	122	627	+ 29	
Peter J. Corrigan	561	76	25	101	0	1	1	0	0	0	128	241	192	101	534	+ 27	
Michael P. Donnelly	561	59	29	88	0	0	0	0	0	0	86	224	259	80	563	- 2	
Carolyn B. Friedland	564	68	29	97	1	0	1	0	1	1	128	224	166	143	533	+ 31	
Stuart A. Friedman	589	70	41	111	0	0	0	0	3	3	90	210	271	129	610	- 21	
Nancy A. Fuerst	265	32	32	64	0	0	0	0	0	0	44	94	141	50	285	- 20	
Steven E. Gall	562	67	21	88	2	0	2	0	0	0	134	189	194	133	516	+ 46	
Eileen T. Gallagher	519	81	34	115	0	1	1	0	0	0	101	209	199	125	533	- 14	
Hollie L. Gallagher	506	69	12	81	0	1	1	0	0	0	110	212	205	60	477	+ 29	
Daniel Gaul	665	63	28	91	0	1	1	0	0	0	99	268	290	99	657	+ 8	
Michael E Jackson	624	61	35	96	0	0	0	0	0	0	92	249	239	140	628	- 4	
Lance T. Mason	618	60	46	106	2	1	3	0	0	0	116	228	263	117	608	+ 10	
David T. Matia	519	61	22	83	0	0	0	2	0	2	118	210	235	39	484	+ 35	
Robert C. McClelland	656	63	36	99	0	0	0	0	1	1	138	266	185	166	617	+ 39	
Timothy McCormick	506	65	33	98	0	0	0	0	1	1	126	206	201	71	478	+ 28	
Nancy R. McDonnell	518	59	36	95	1	0	1	0	0	0	119	186	216	92	494	+ 24	
Richard J. McMonagle	586	58	15	73	0	0	0	0	0	0	101	356	139	63	558	+ 28	
John P. O'Donnell	536	54	21	75	0	1	1	0	0	0	70	294	190	57	541	- 5	
John J. Russo	505	72	35	107	0	0	0	0	1	1	139	185	218	70	473	+ 32	
Joseph D. Russo	621	67	38	105	0	0	0	0	0	0	97	236	240	153	629	- 8	
Michael J. Russo	528	65	38	103	0	1	1	0	0	0	97	197	251	86	534	- 6	
Nancy Margaret Russo	363	71	31	102	0	0	0	0	1	1	107	146	141	71	358	+ 5	
Shirley Strickland Saffold	697	58	36	94	0	0	0	0	0	0	102	234	290	165	689	+ 8	
Brendan J. Sheehan	396	66	30	96	1	0	1	1	1	2	104	158	160	70	388	+ 8	
John D. Sutula	654	64	27	91	0	1	1	0	0	0	101	251	289	104	644	+ 10	
Kathleen Ann Sutula	480	62	35	97	0	3	3	0	0	0	117	197	164	99	460	+ 20	
José A. Villanueva	719	66	25	91	0	0	0	0	0	0	119	282	253	156	691	+ 28	
<b>TOTALS</b>	19072	2161	1044	3205	8	14	22	3	11	14	3656	7641	7459	3521	18621	+ 451	



# *Year to Date Summary*

# SUMMARY FOR THE COURT

## January - February 2013

NAME	PEND	ASSIGNED			TRIALS						DISP	PENDING				+	-
		CV	CR	TOT	JURY			COURT				CV	FR	CR	TOT		
Dick Ambrose	551	145	87	232	0	1	1	0	0	0	212	222	206	143	571	-	20
Michael K. Astrab	604	142	66	208	0	2	2	0	2	2	234	214	242	122	578	+	26
Pamela A. Barker	653	149	67	216	0	1	1	0	0	0	257	255	244	113	612	+	41
Janet R. Burnside	554	147	98	245	0	1	1	0	1	1	203	245	236	115	596	-	42
Deena R. Calabrese	629	150	61	211	2	0	2	0	1	1	259	242	218	121	581	+	48
Maureen Clancy	574	135	62	197	0	1	1	1	0	1	249	207	236	79	522	+	52
Cassandra Collier-Willia	557	129	43	172	0	0	0	0	1	1	177	228	257	67	552	+	5
Brian J. Corrigan	641	135	84	219	1	0	1	0	0	0	233	276	229	122	627	+	14
Peter J. Corrigan	583	149	52	201	0	2	2	0	0	0	250	241	192	101	534	+	49
Michael P. Donnelly	545	151	68	219	0	0	0	0	1	1	201	224	259	80	563	-	18
Carolyn B. Friedland	618	153	71	224	1	0	1	0	1	1	309	224	166	143	533	+	85
Stuart A. Friedman	605	145	86	231	0	0	0	0	3	3	226	210	271	129	610	-	5
Nancy A. Fuerst	253	70	59	129	0	0	0	0	1	1	97	94	141	50	285	-	32
Steven E. Gall	547	139	54	193	2	0	2	0	0	0	224	189	194	133	516	+	31
Eileen T. Gallagher	529	176	83	259	0	1	1	0	0	0	255	209	199	125	533	-	4
Hollie L. Gallagher	517	151	42	193	1	2	3	0	1	1	233	212	205	60	477	+	40
Daniel Gaul	704	137	49	186	0	2	2	0	0	0	233	268	290	99	657	+	47
Michael E Jackson	602	132	67	199	0	0	0	0	0	0	173	249	239	140	628	-	26
Lance T. Mason	623	144	75	219	2	1	3	0	0	0	234	228	263	117	608	+	15
David T. Matia	514	148	49	197	0	0	0	2	0	2	227	210	235	39	484	+	30
Robert C. McClelland	636	144	84	228	1	0	1	0	1	1	247	266	185	166	617	+	19
Timothy McCormick	527	145	55	200	0	1	1	0	2	2	249	206	201	71	478	+	49
Nancy R. McDonnell	520	137	75	212	1	1	2	0	0	0	238	186	216	92	494	+	26
Richard J. McMonagle	620	128	38	166	1	0	1	0	0	0	228	356	139	63	558	+	62
John P. O'Donnell	542	127	29	156	1	2	3	0	0	0	157	294	190	57	541	+	1
John J. Russo	501	151	64	215	0	1	1	0	1	1	243	185	218	70	473	+	28
Joseph D. Russo	653	142	72	214	2	0	2	0	1	1	238	236	240	153	629	+	24
Michael J. Russo	524	145	68	213	1	1	2	0	0	0	203	197	251	86	534	-	10
Nancy Margaret Russo	331	158	77	235	0	1	1	0	1	1	208	146	141	71	358	-	27
Shirley Strickland Saffold	703	135	79	214	0	0	0	0	0	0	228	234	290	165	689	+	14
Brendan J. Sheehan	420	143	60	203	1	1	2	2	1	3	235	158	160	70	388	+	32
John D. Sutula	665	144	69	213	0	2	2	0	1	1	234	251	289	104	644	+	21
Kathleen Ann Sutula	494	141	76	217	1	5	6	0	0	0	251	197	164	99	460	+	34
José A. Villanueva	674	153	120	273	1	0	1	0	0	0	256	282	253	156	691	-	17
<b>TOTALS</b>	19213	4820	2289	7109	19	29	48	5	20	25	7701	7641	7459	3521	18621	+	592

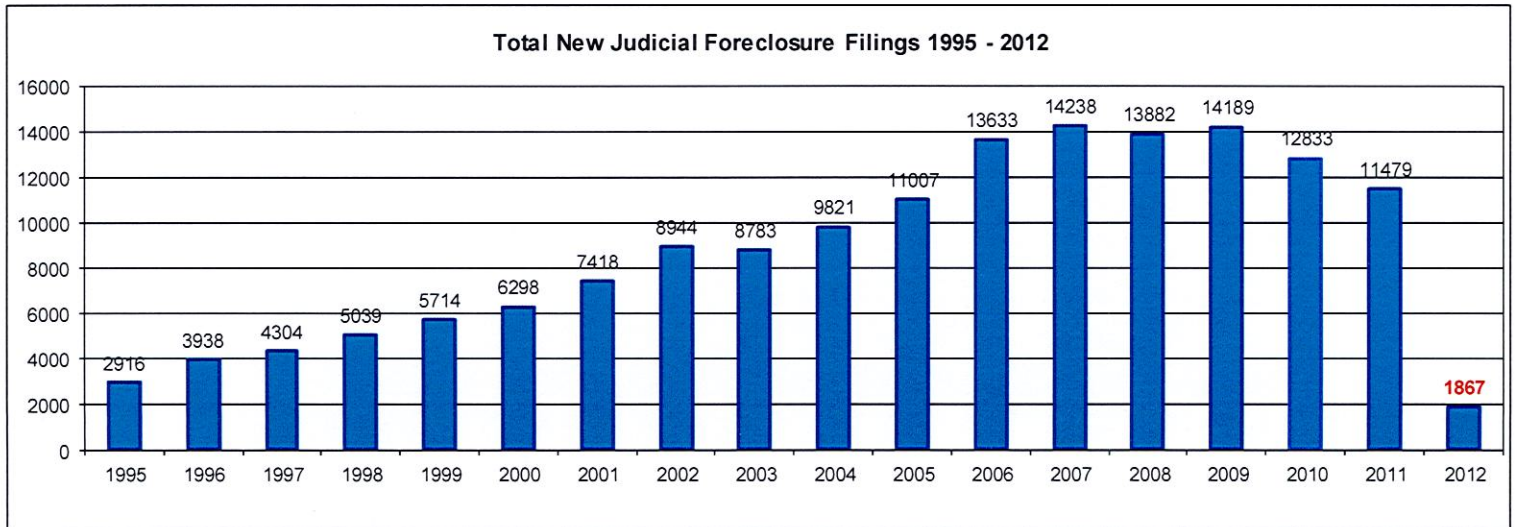
*Corrections/Adjustments*

# CUYAHOGA COUNTY COMMON PLEAS COURT

## Corrections & Adjustments

There was a minor error in the Total New Judicial Foreclosure Filings from 1995 – 2012 by year for the month of January 2012.

The following chart reflects the correction highlighted in red.

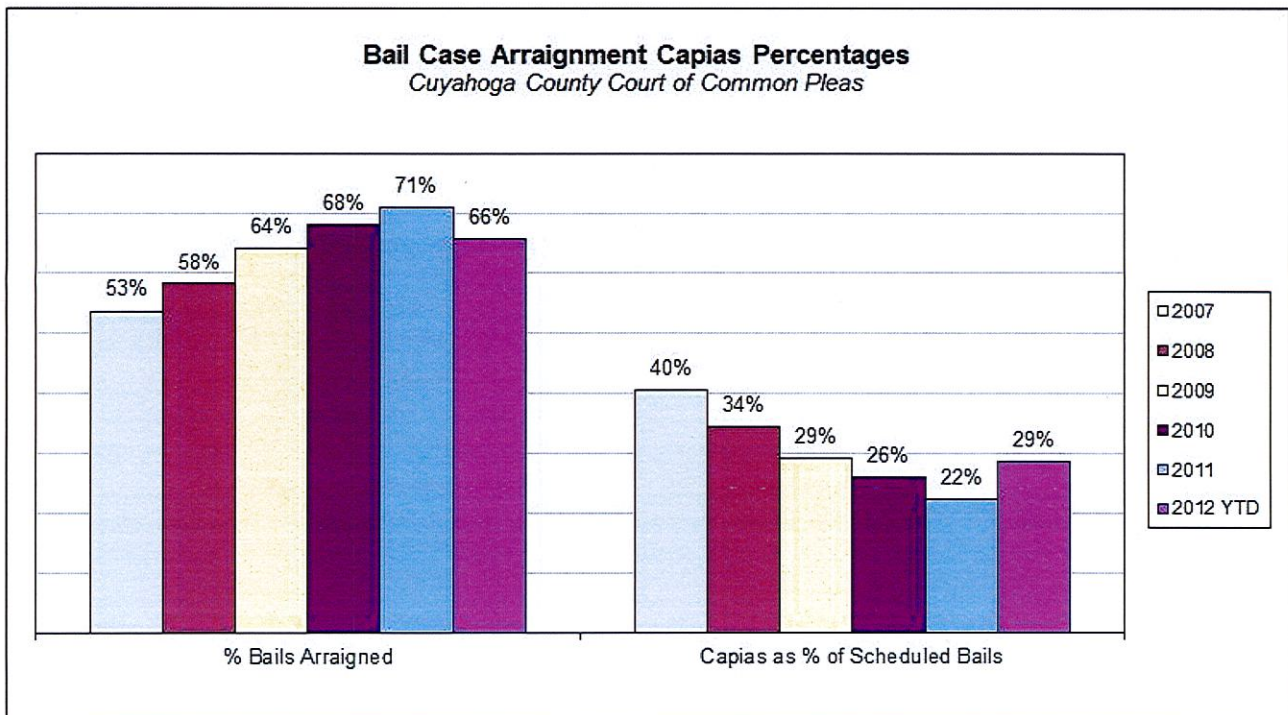
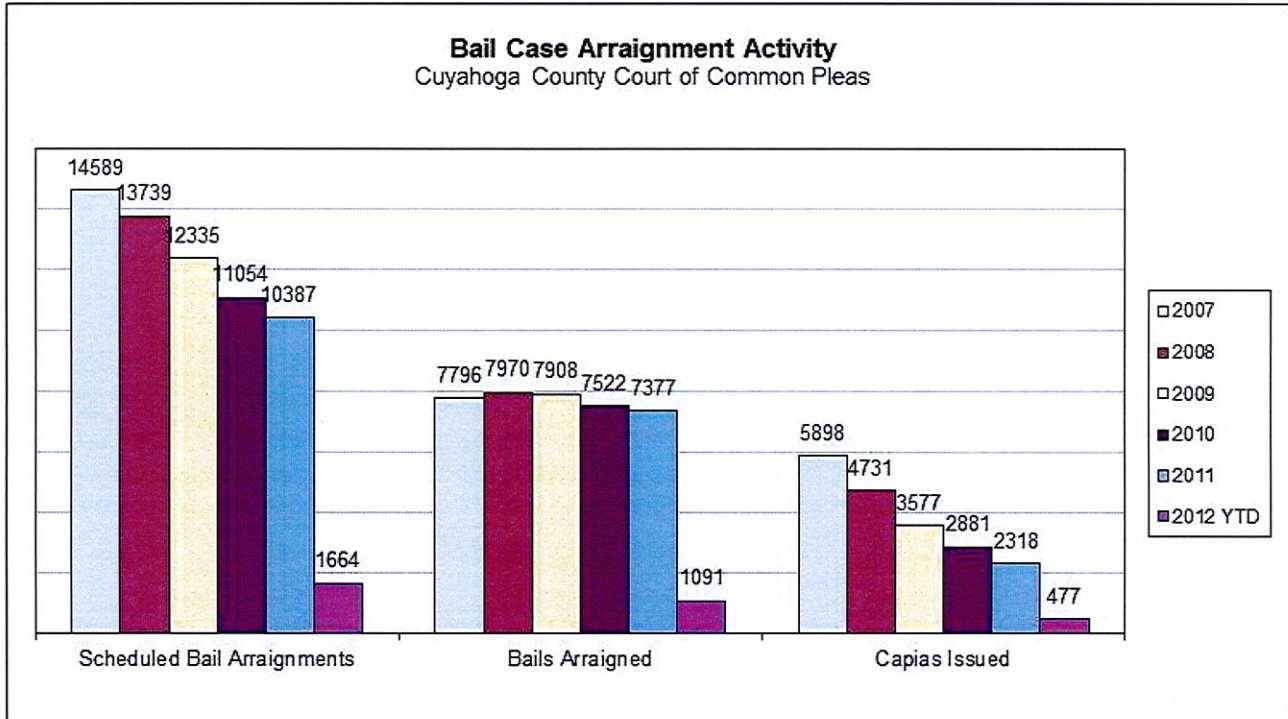


# CUYAHOGA COUNTY COMMON PLEAS COURT

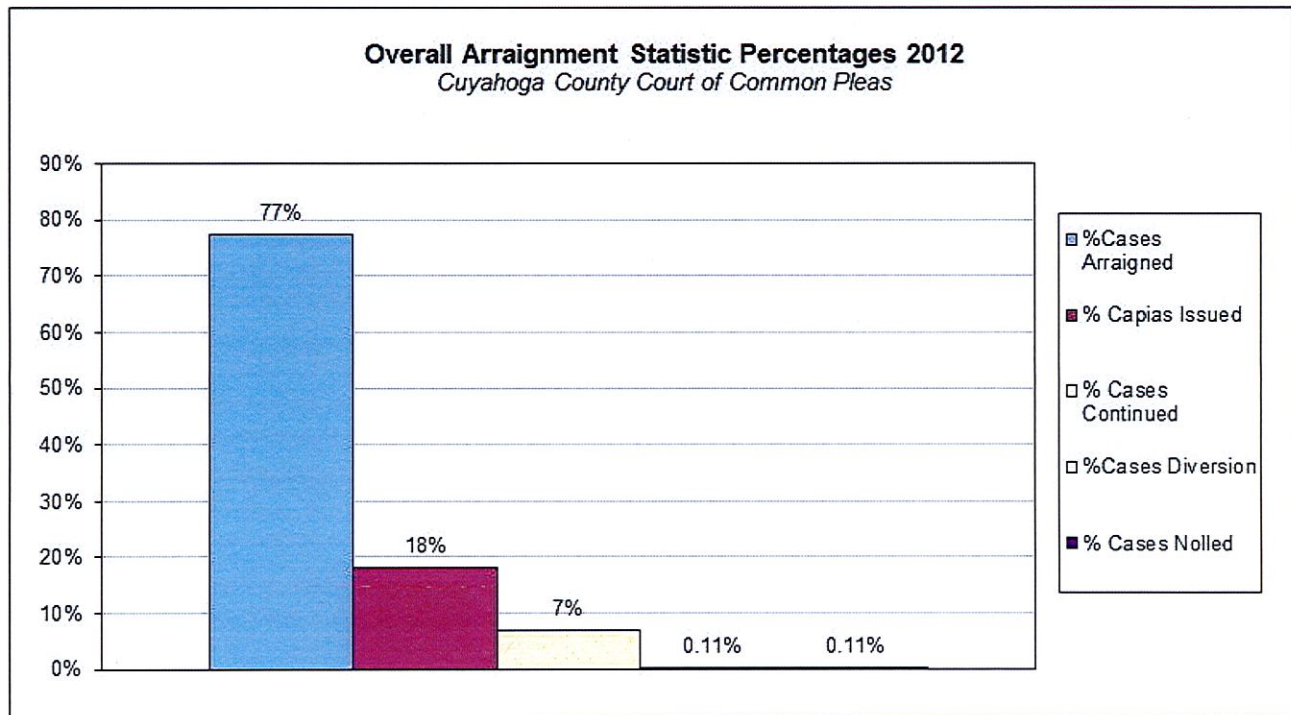
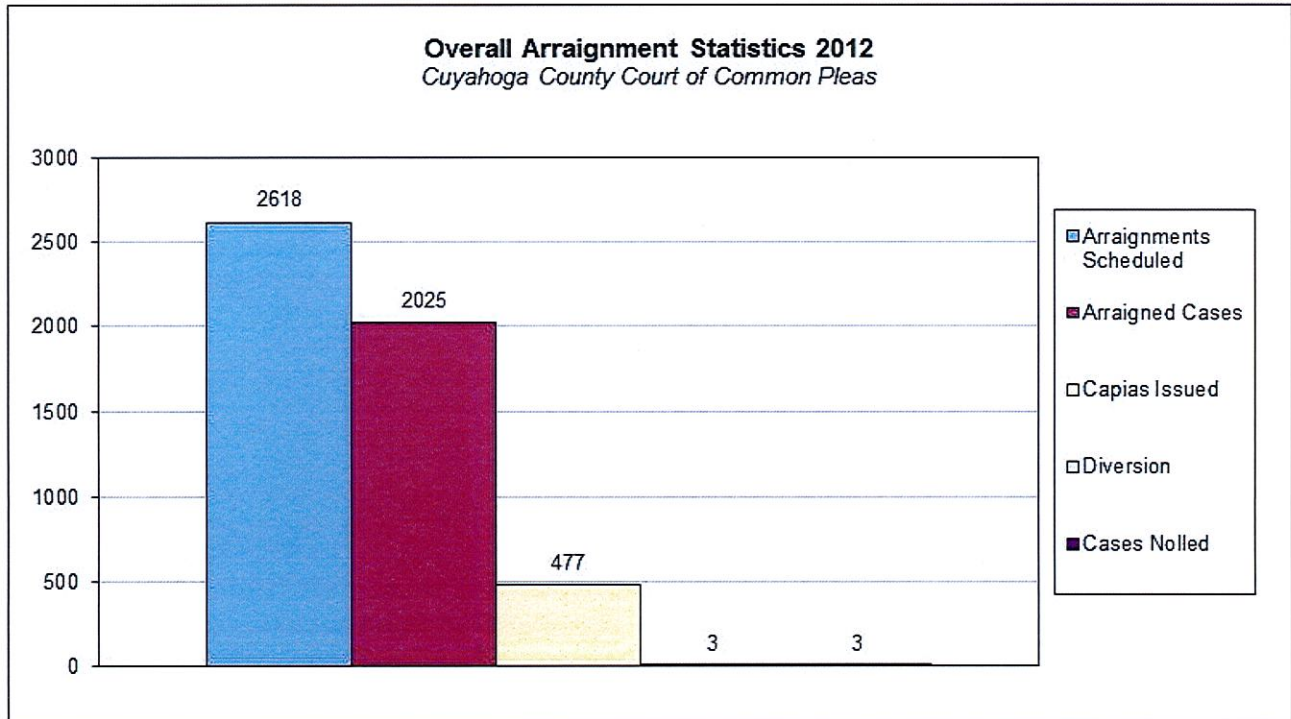
There was an error in the Bail Case Arraignment Activity, Bail Case Arraignment Capias Percentages, Overall Arraignment Statistics, and Overall Arraignment Statistic Percentage charts in January 2012. Consequently, the aforementioned charts posted with the court statistics for February 2012 are incorrect.

Consequently, the aforementioned charts posted with the court statistics for February 2012 are incorrect.

The following charts reflect the correct statistics.



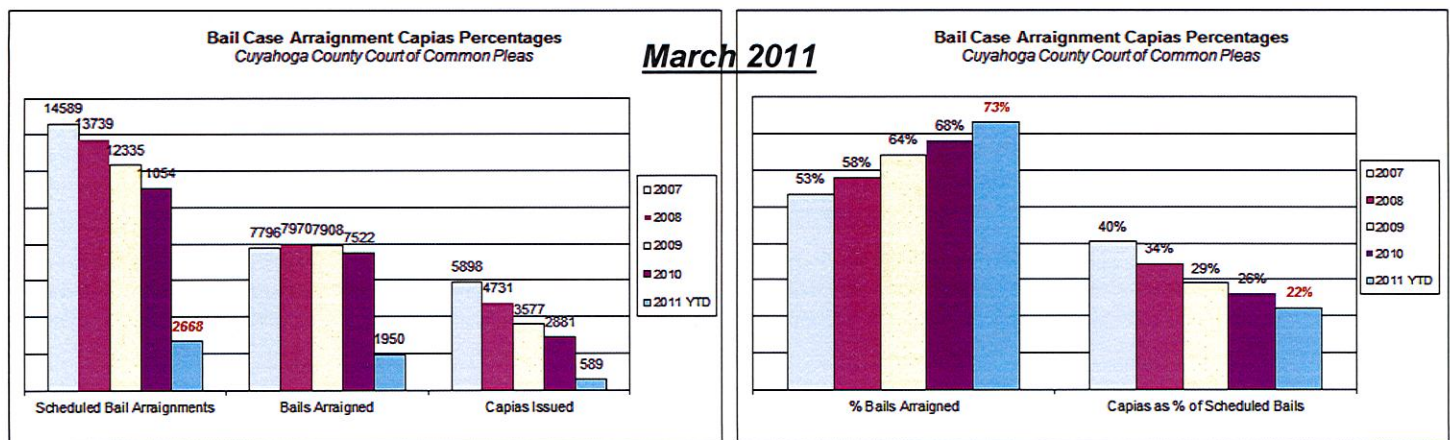
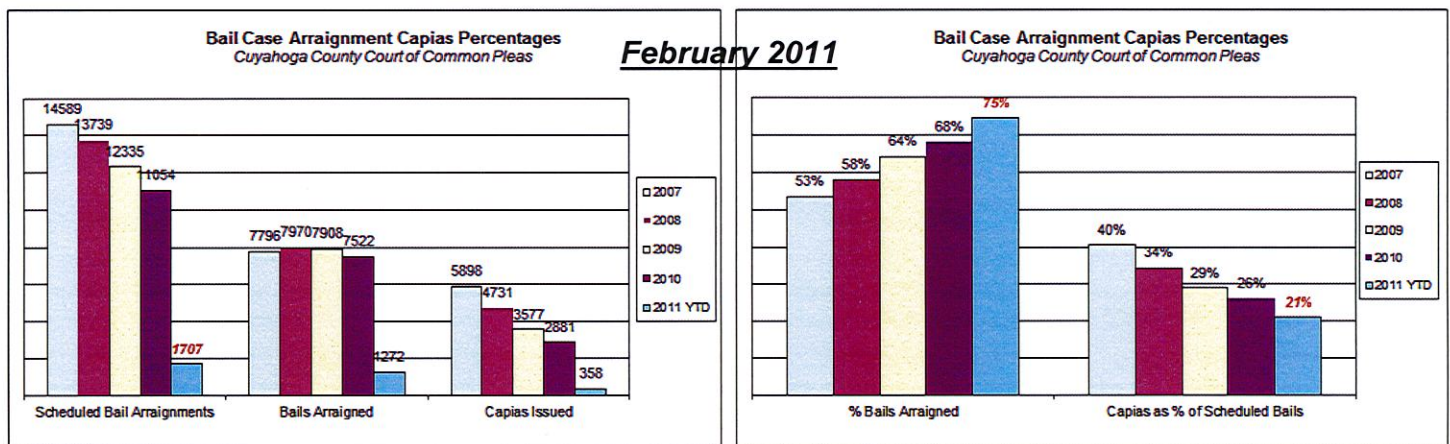
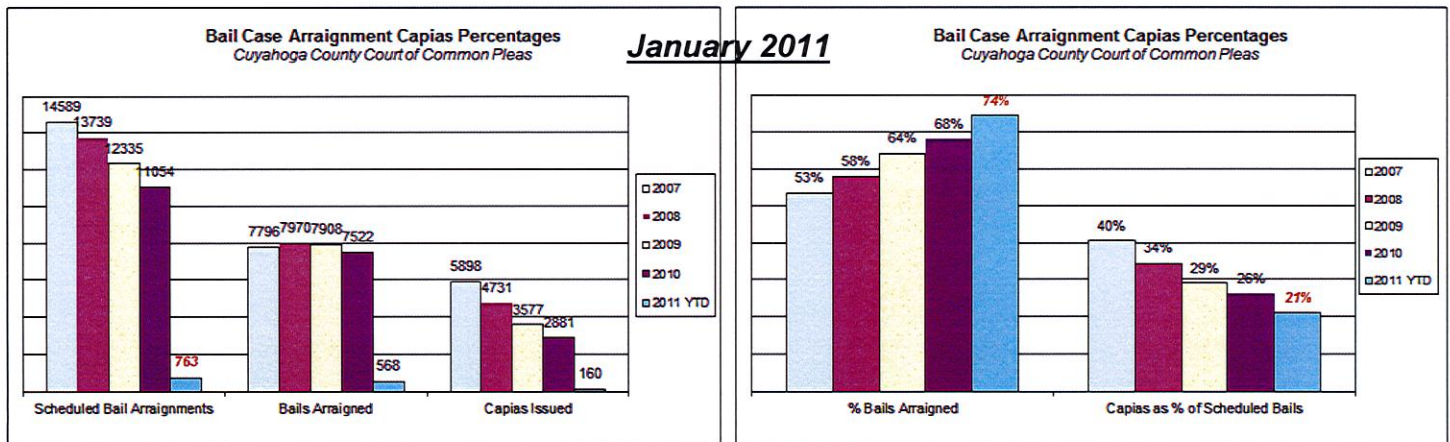
# CUYAHOGA COUNTY COMMON PLEAS COURT



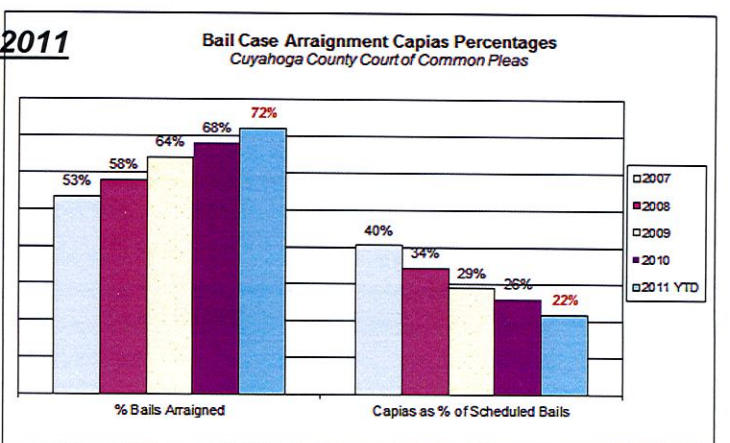
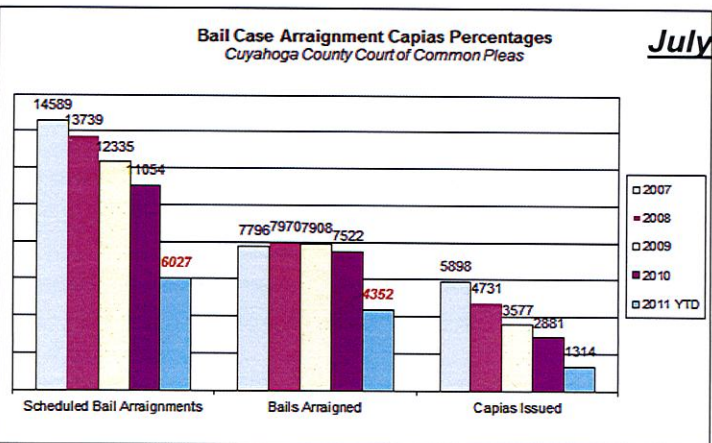
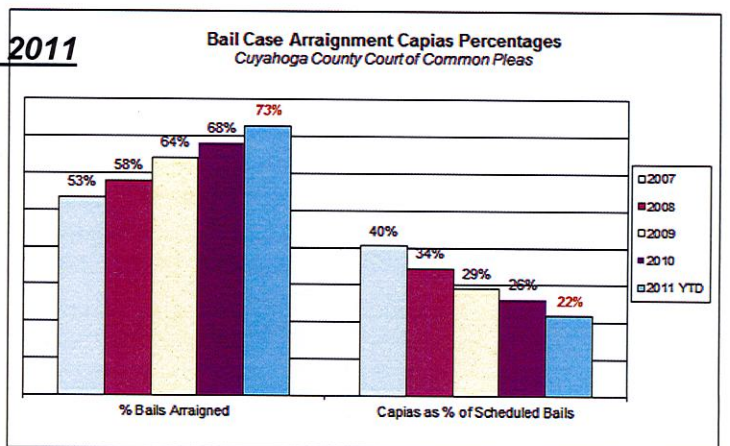
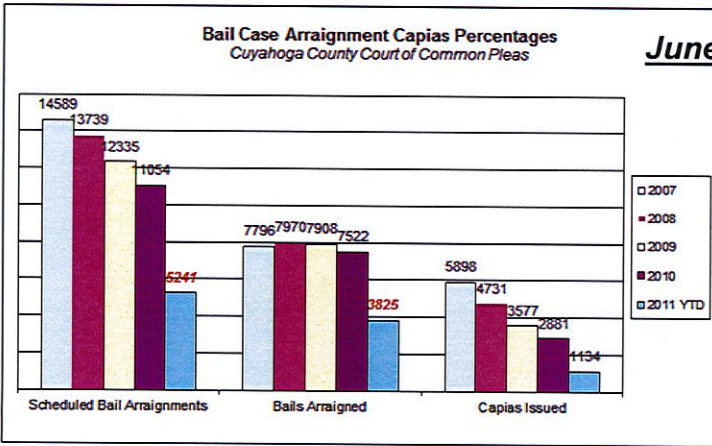
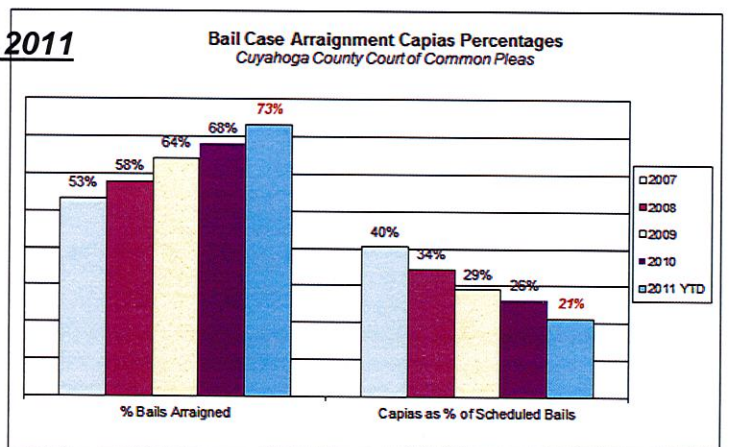
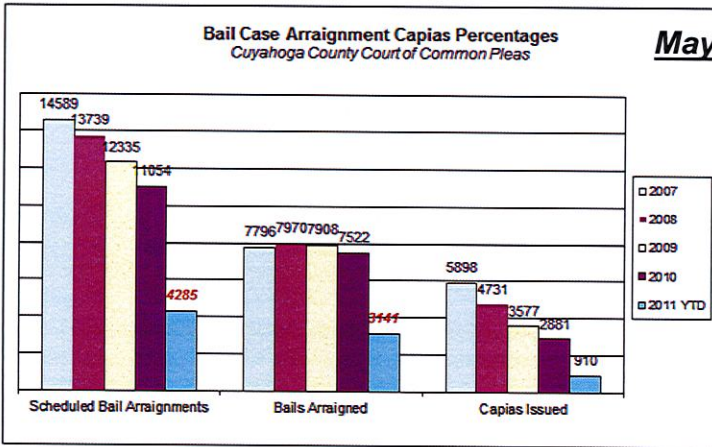
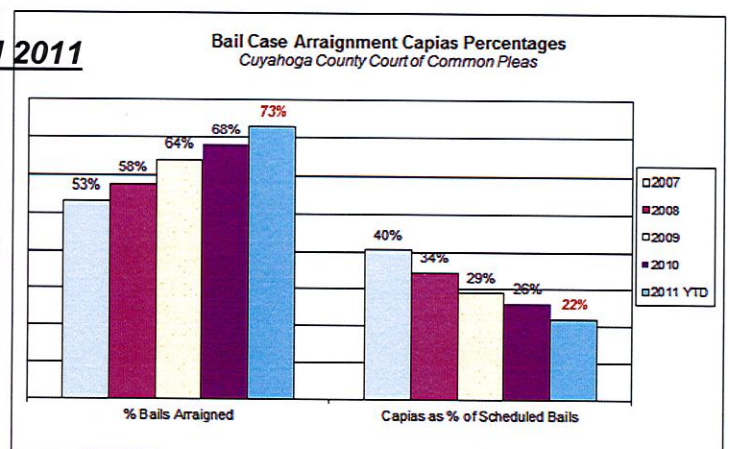
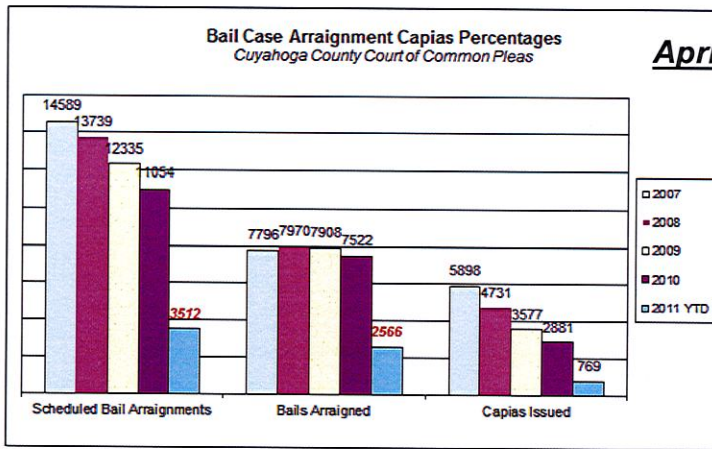
# CUYAHOGA COUNTY COMMON PLEAS COURT

There was a minor error in the Bail Case Arraignment Activity and Bail Case Arraignment Capias Percentages charts in January 2011. The error was not discovered until December 2011. Consequently, the aforementioned charts posted with the court statistics from January 2011 – November 2011 are incorrect.

The following charts reflect the corrections highlighted in red.

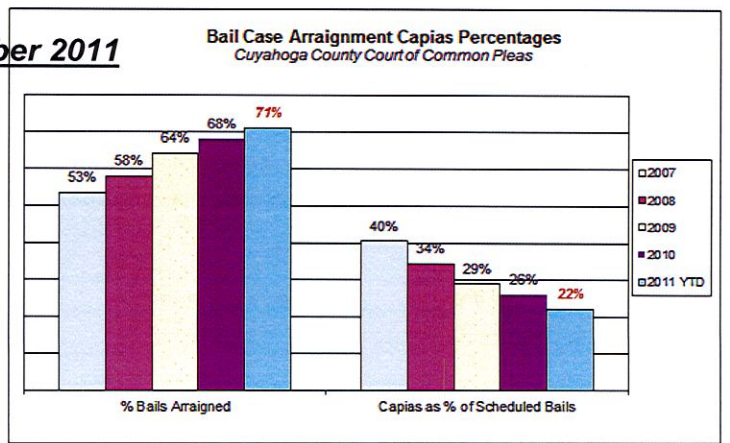
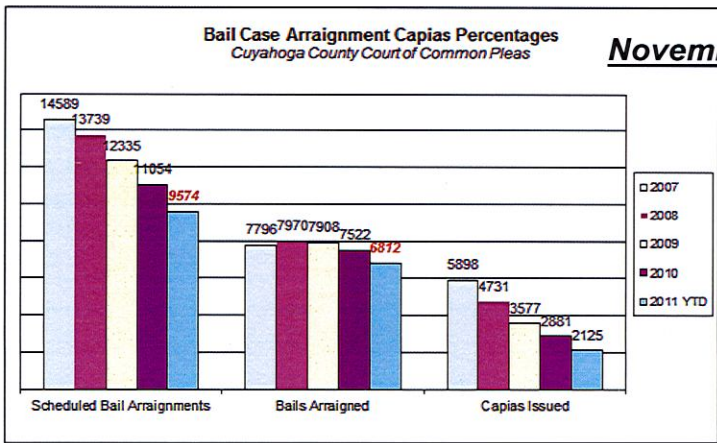
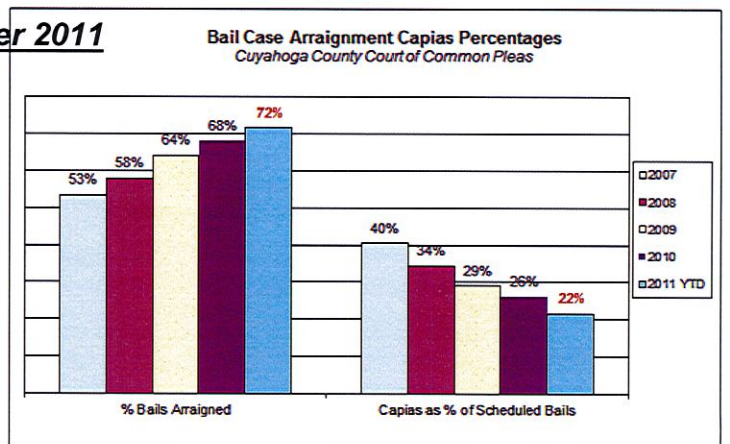
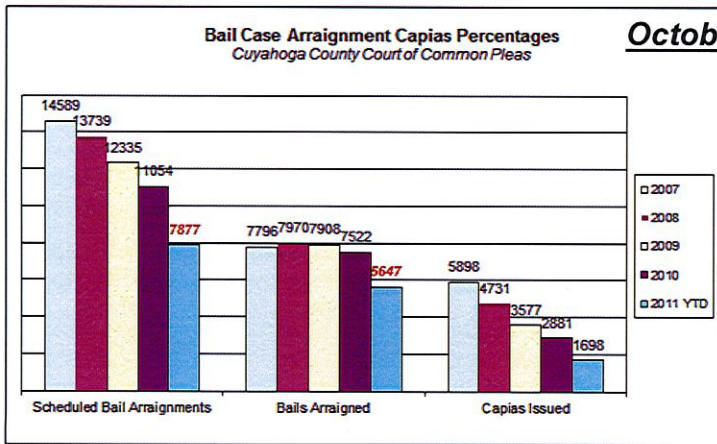
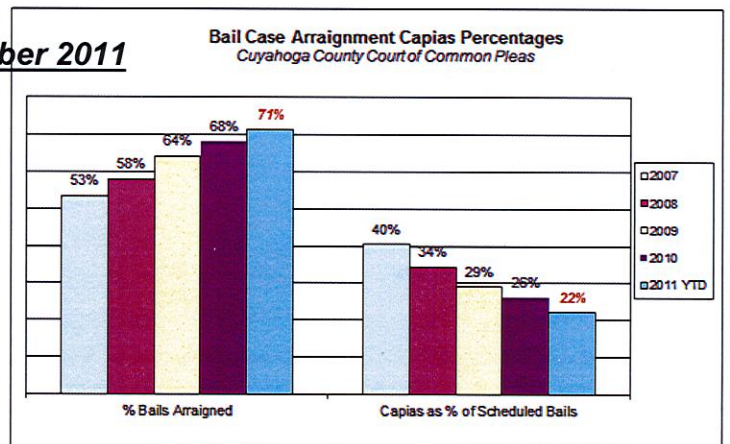
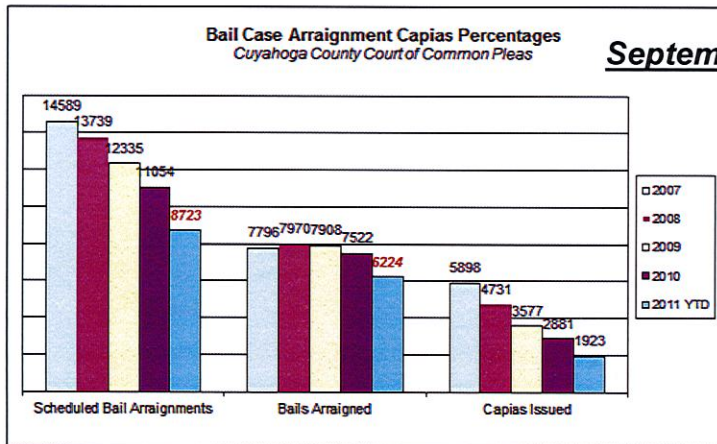
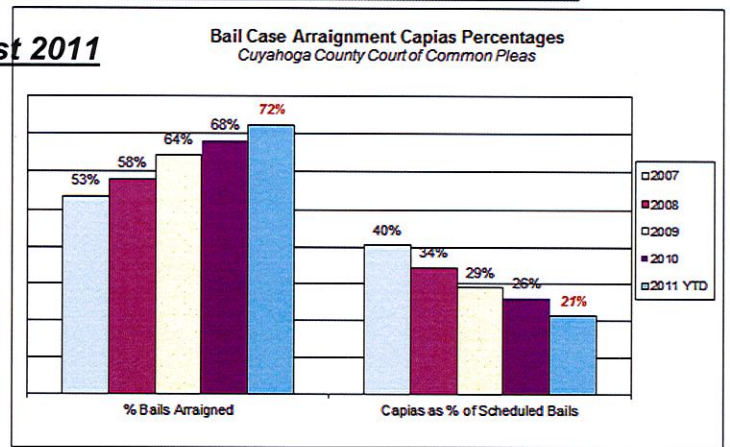
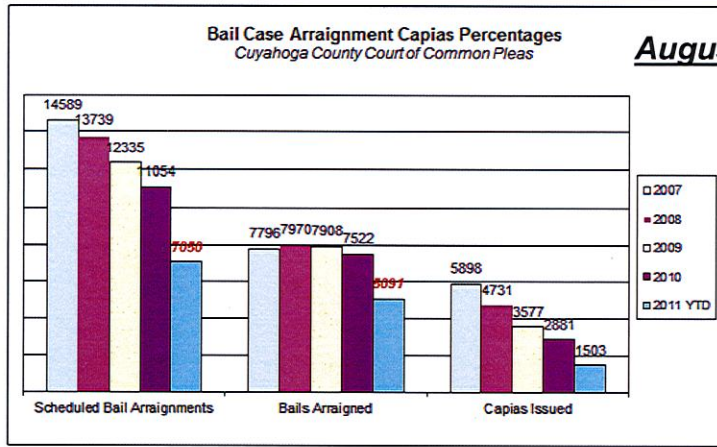


# CUYAHOGA COUNTY COMMON PLEAS COURT





# CUYAHOGA COUNTY COMMON PLEAS COURT



# CUYAHOGA COUNTY COMMON PLEAS COURT

There was a minor error in the New Marsh. Of Lien/Quite Title/Partition Case Filings by Month, Total New Judicial Foreclosure Filings by Month for Year 2010 and Total New Judicial Foreclosure Filings 1996-2010 for the month of March 2010.

The following charts reflect the *original* and *corrected* numbers.

