



***Statistics Report
March 2013***

***Nancy A. Fuerst
Administrative and Presiding Judge***

TABLE OF CONTENTS

Criminal Statistics

Newly Filed, Re-Activated and Transferred in Cases _____	4
Yearly Criminal Terminations _____	5
Pending Criminal Cases End of Period _____	6
Clearance Rate _____	7
Arrest to Disposition Timeline _____	8
Average Arrest to Disposition Timeline (Jail Cases) _____	9
Average Arrest to Disposition Timeline (Non-Jail Cases) _____	10
Average Arrest to Disposition Timeline (Jail and Non-Jail Cases) _____	11
Yearly Average Arrest to Disposition Timeline _____	12
Indictments and Informations Filed With the Clerk of Courts _____	13
Bail Case Arraignment Activity _____	14
Overall Arraignment Statistics _____	15

Foreclosure Statistics

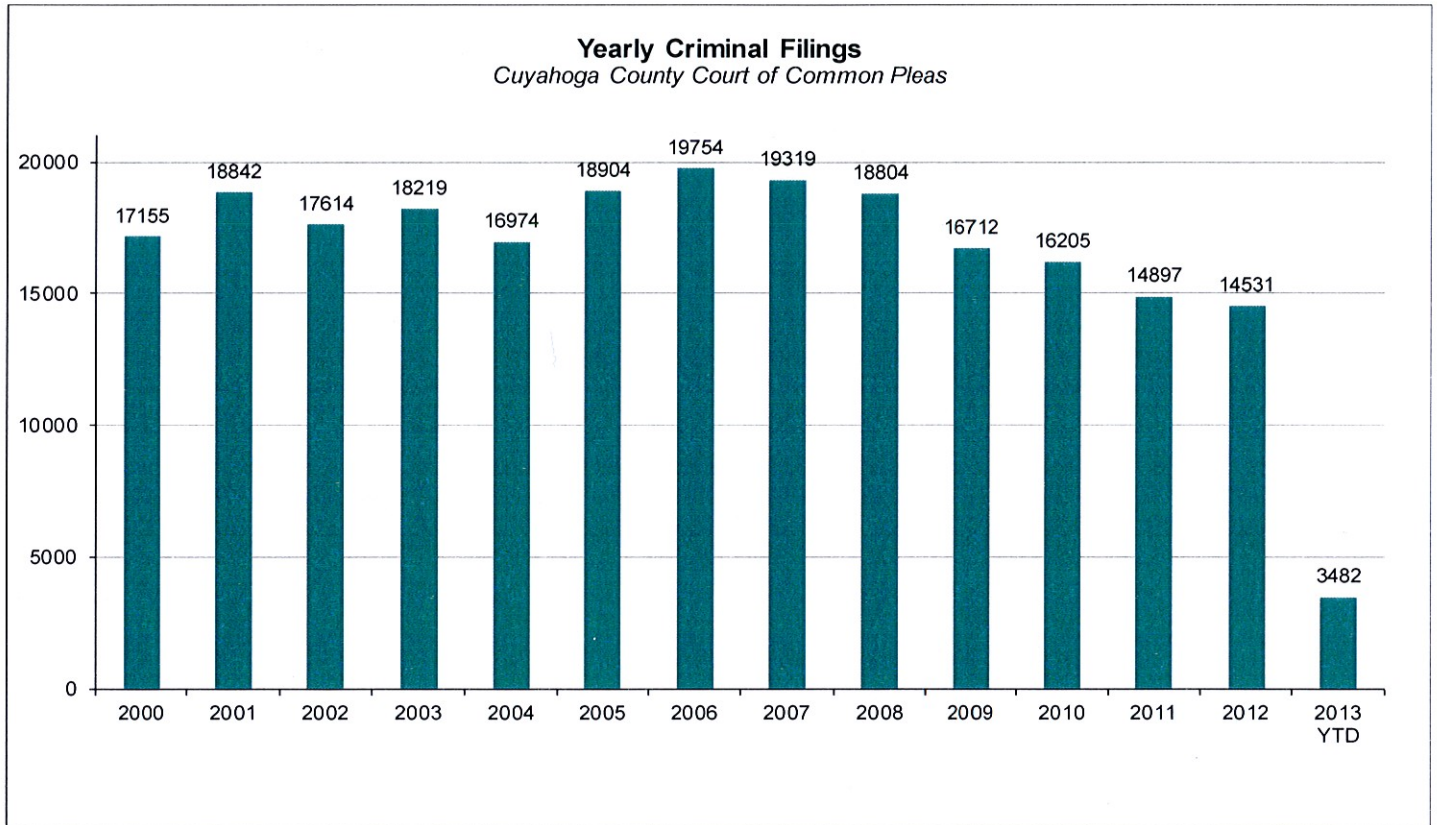
Total Pending Judicial Foreclosure Cases Referred to Magistrates (A) _____	17
Total Pending Judicial Foreclosure Cases Referred to Magistrates (B) _____	18
Total Pending Judicial Foreclosure Cases Referred to Magistrates (C) _____	19
Total Pending Tax Lien & Certificate Cases Referred to Magistrates (A) _____	20
Total Pending Tax Lien & Certificate Cases Referred to Magistrates (B) _____	21
Total Pending Tax Lien & Certificate Cases Referred to Magistrates (C) _____	22
Percentage of Pending Judicial Foreclosure Cases By Filing Year _____	23
Judicial Foreclosure Clearance Rate Year 2011 _____	24
Judicial Foreclosure Clearance Rate Year 2012 _____	25
Judicial Foreclosure Clearance Rate Year 2013 _____	26
Avg. Number of Days to Disp. (Excl. Bank. Stays & Tax Lien & Tax Cert.) _____	27
Avg. Number of Days to Disp. (Excl. Bank. Stays & Incl. Tax Lien & Tax Cert.) _____	28
Total New Judicial Foreclosure Filings _____	29
New Marsh of Lien/Quiet Title/Partition Case Filings for Years 2005 – 2013 YTD _____	30
New Marsh of Lien/Quiet Title/Partition Case Filings by month for 2013 YTD _____	30
New Tax Lien & Certificate Filings for Years 2005 – 2013 YTD _____	31
New Tax Lien & Certificate Filings by Month for Year 2013 YTD _____	31
Total New Judicial Foreclosure Filings Years 2005 – 2013 YTD _____	32
Total New Judicial Foreclosure Filings by Month for Year 2013 YTD _____	32
Magistrate's Monthly Reports _____	33
Report CMSR1062 - Judicial Foreclosure Statistics by Judge _____	41
Monthly Summary _____	47
Year to Date Summary _____	49
Corrections/Adjustments _____	51

Criminal Case Statistics

CUYAHOGA COUNTY COMMON PLEAS COURT

Newly Filed, Re-Activated and Transferred in Cases

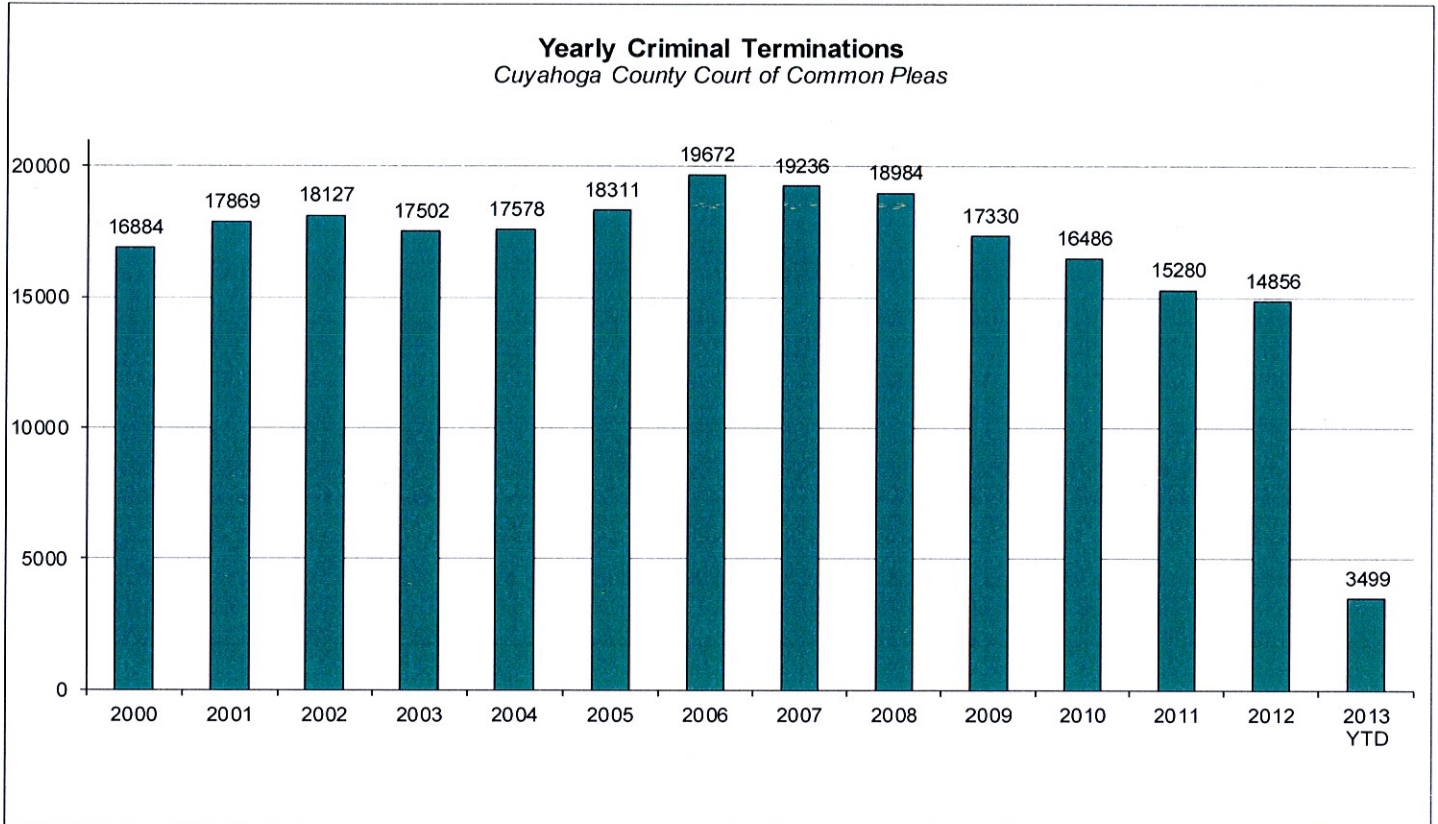
The following chart is a representation of all filed cases in Cuyahoga County Court of Common Pleas from 2000 – March 2013. Newly filed cases are defined as having been arraigned and assigned to a Judge. Re-activated cases are defined as cases where a defendant was unavailable for trial and has now become ready to proceed. Transferred cases are defined as cases moved from one judge's docket to another. This could be due to re-assignment to a Mental Health Judge or after additional information indicates that by Court rule, the case should have been assigned to another Judge.



CUYAHOGA COUNTY COMMON PLEAS COURT

Yearly Criminal Terminations

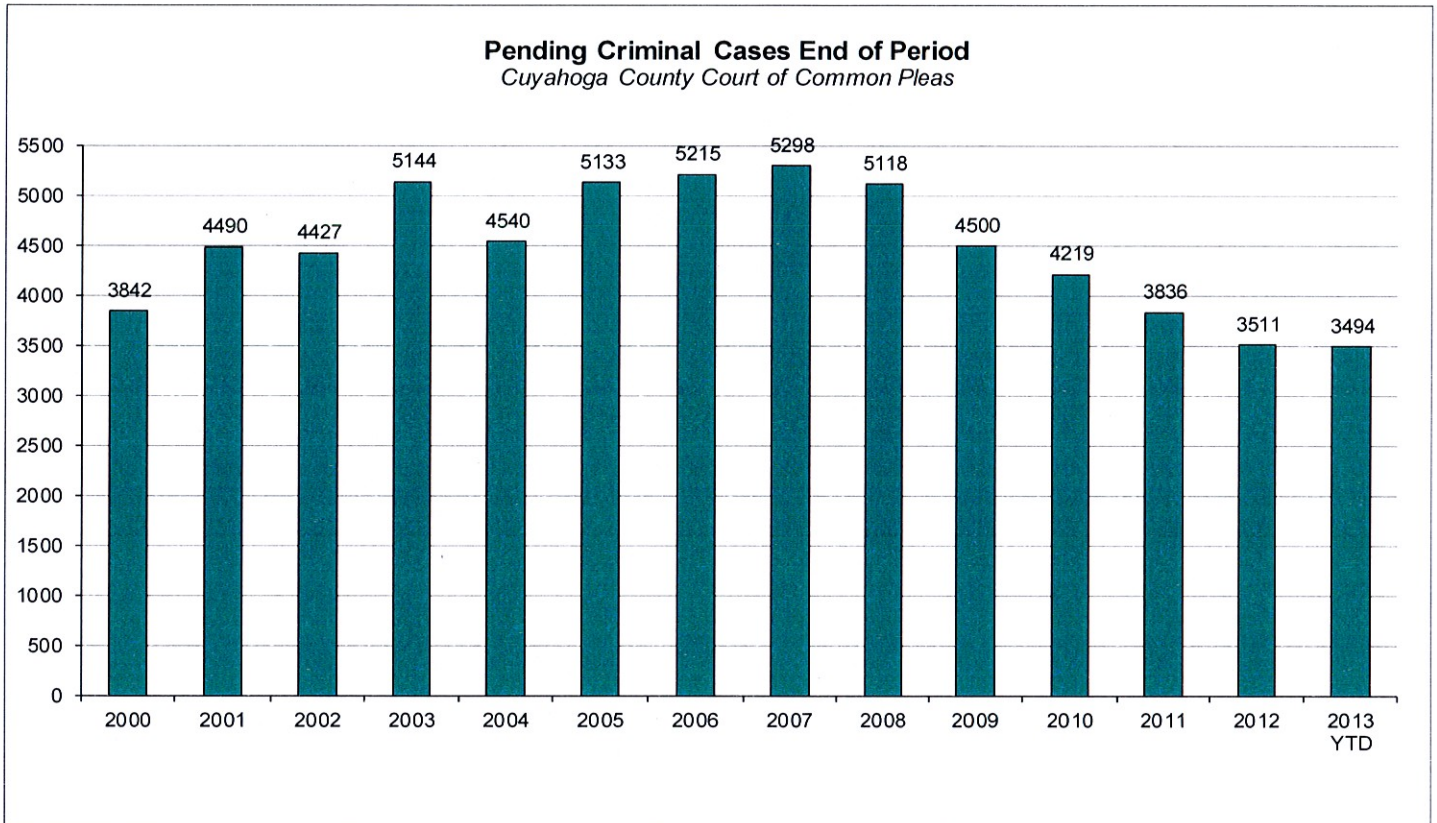
The following chart represents cases that have been terminated by the court from 2000 – March 2013. These cases have been terminated either by trial; plea, dismissal or a defendant is unavailable for trial or sentencing.



CUYAHOGA COUNTY COMMON PLEAS COURT

Pending Criminal Cases End of Period

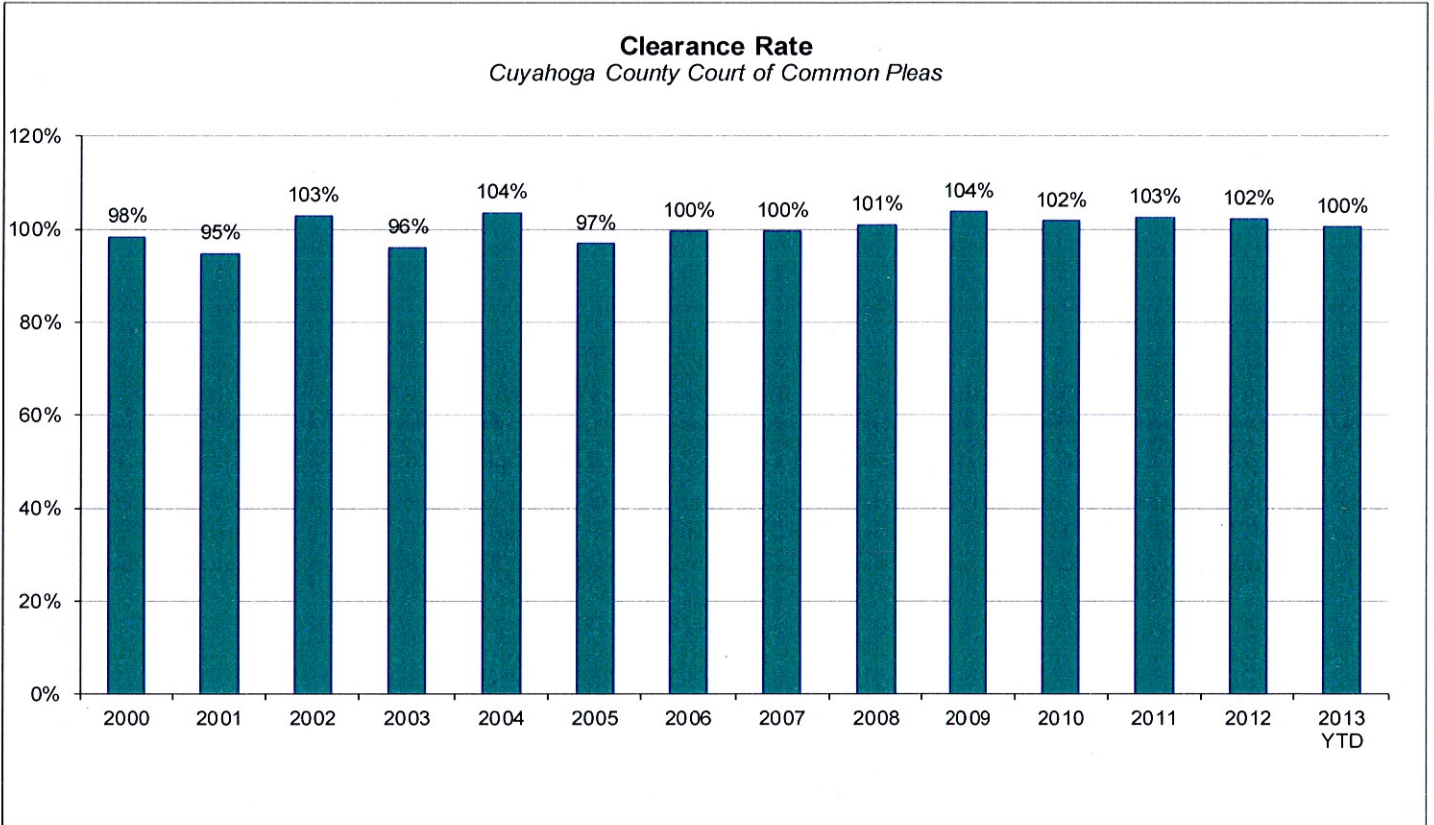
The following chart represents the total number of cases pending at the end of the reporting period from 2000 – March 2013. Pending criminal cases at the end of the period is determined by adding the total number of pending cases at the beginning of the reporting period, and all newly filed, re-activated and transferred in cases. The total number of cases terminated in the period is subtracted from the sum total pending at the beginning of the period to give the value pending at the end of the period.



CUYAHOGA COUNTY COMMON PLEAS COURT

Clearance Rate

The Clearance Rate is the total number of outgoing cases as a percentage of the number of incoming cases. Clearance rate measures whether the court is keeping up with its incoming caseload. If cases are not disposed in a timely manner, a backlog of cases awaiting disposition will grow. A Clearance Rate of 100% indicates that at least as many cases have been filed, reopened, or reactivated in a period have been disposed.



Arrest to Disposition Timeline

Arrest to disposition timeline is a method to measure how felony cases flow through the Cuyahoga County Criminal Justice System. By capturing how long a case takes to move from stage to stage, we can examine where problems may exist and where potential improvements in case processing can be made.

The source data was extracted from the Cuyahoga County Court of Common Pleas Case Management System. The overall population of sample data was based on cases terminated in a given month excluding cases that have gone through diversion programs. A case is defined as a defendant and all charges involved in a single incident. The period for the extracted data is from March 2013.

The stages examined were:

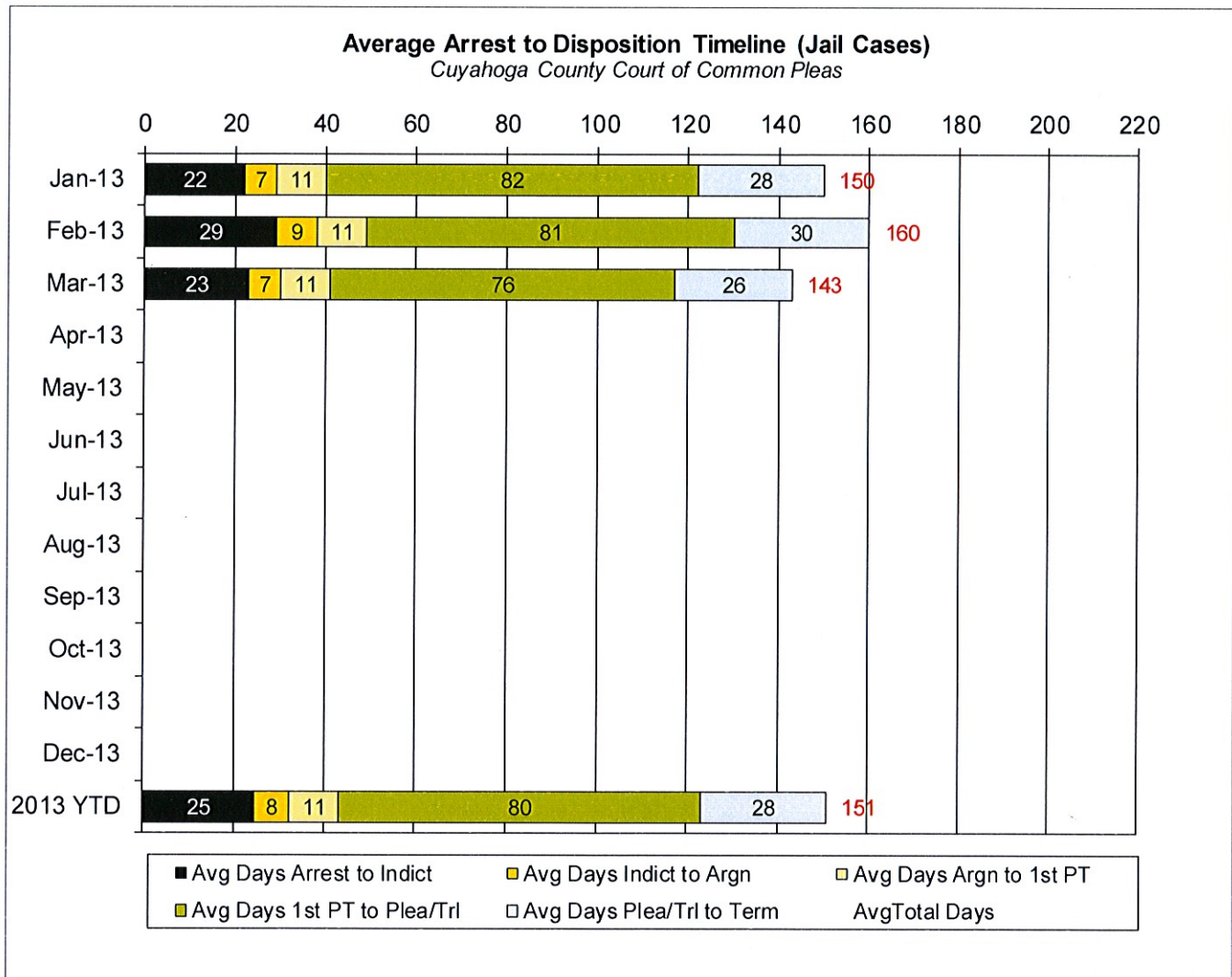
- Arrest to Indictment
- Indictment to Arraignment
- Arraignment to 1st Pre-Trial
- 1st Pre-Trial to Plea/Trial
- Plea/Trial to Termination

Due to the fact that each case may or may not have all of the stage date elements, a method to arrive at stage averages was applied. For a case to be included in the average for a stage there would need to be both dates for the given stage. A case would be included in the Arrest to Indictment stage if both arrest date and indictment date were available. This method was applied to each of the five stages. Next we calculated the total number of cases that met the date criteria for each of the ranges and also the total number of days between each date. To arrive at an average, the total number of days for each case in each range was calculated and divided by the total number of cases that met the date criteria. If a case had a time period or periods where the defendant was capiased or referred to the Psych Clinic, that amount of time was subtracted from the appropriate range. For re-indicted cases, the original arrest date is used.

The following three charts are for Jail, Non-Jail and combined Jail and Non-Jail cases. Jail and Non-Jail cases are defined by the posting of bond prior to plea or trial.

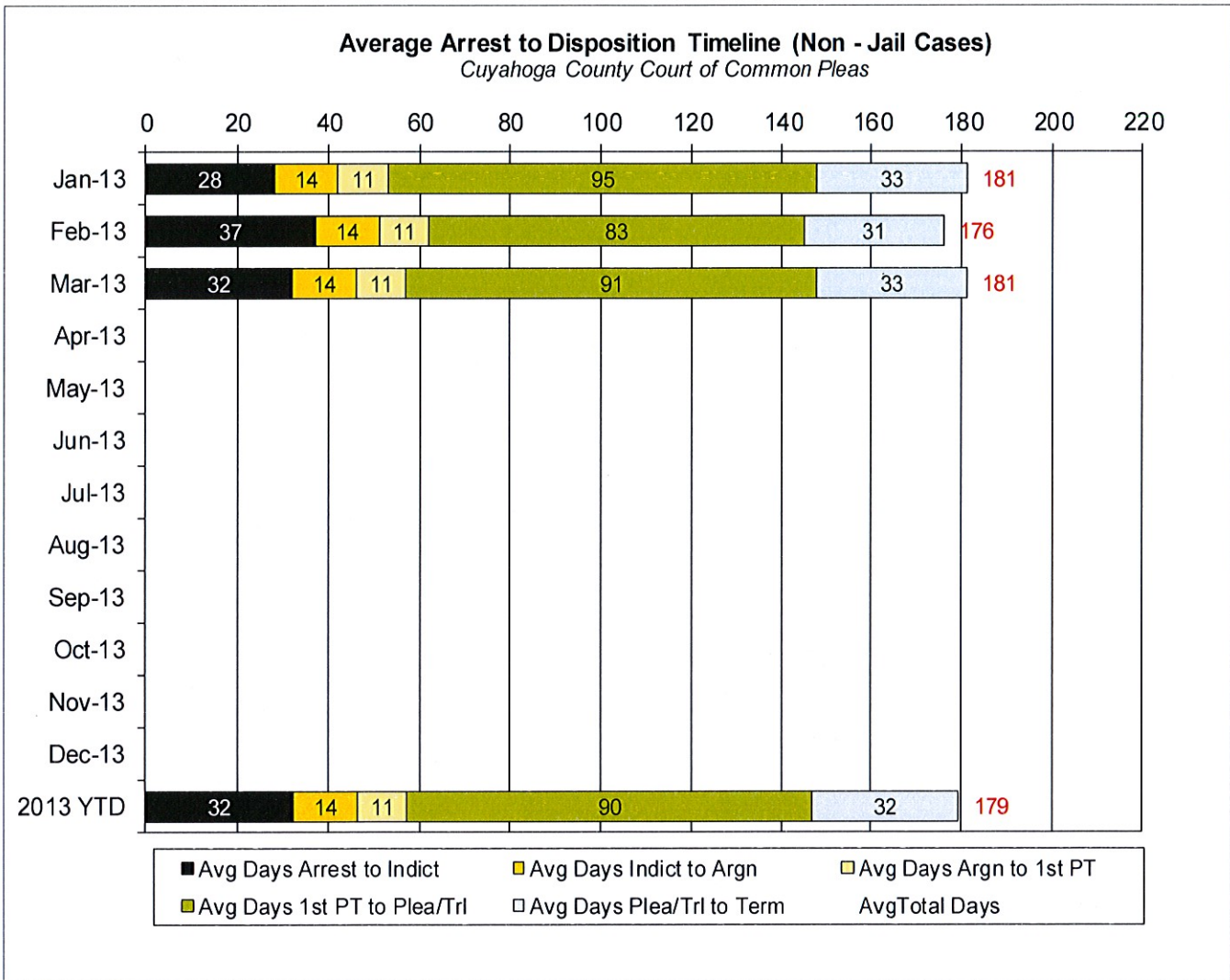
CUYAHOGA COUNTY COMMON PLEAS COURT

Average Arrest to Disposition Timeline (Jail Cases)



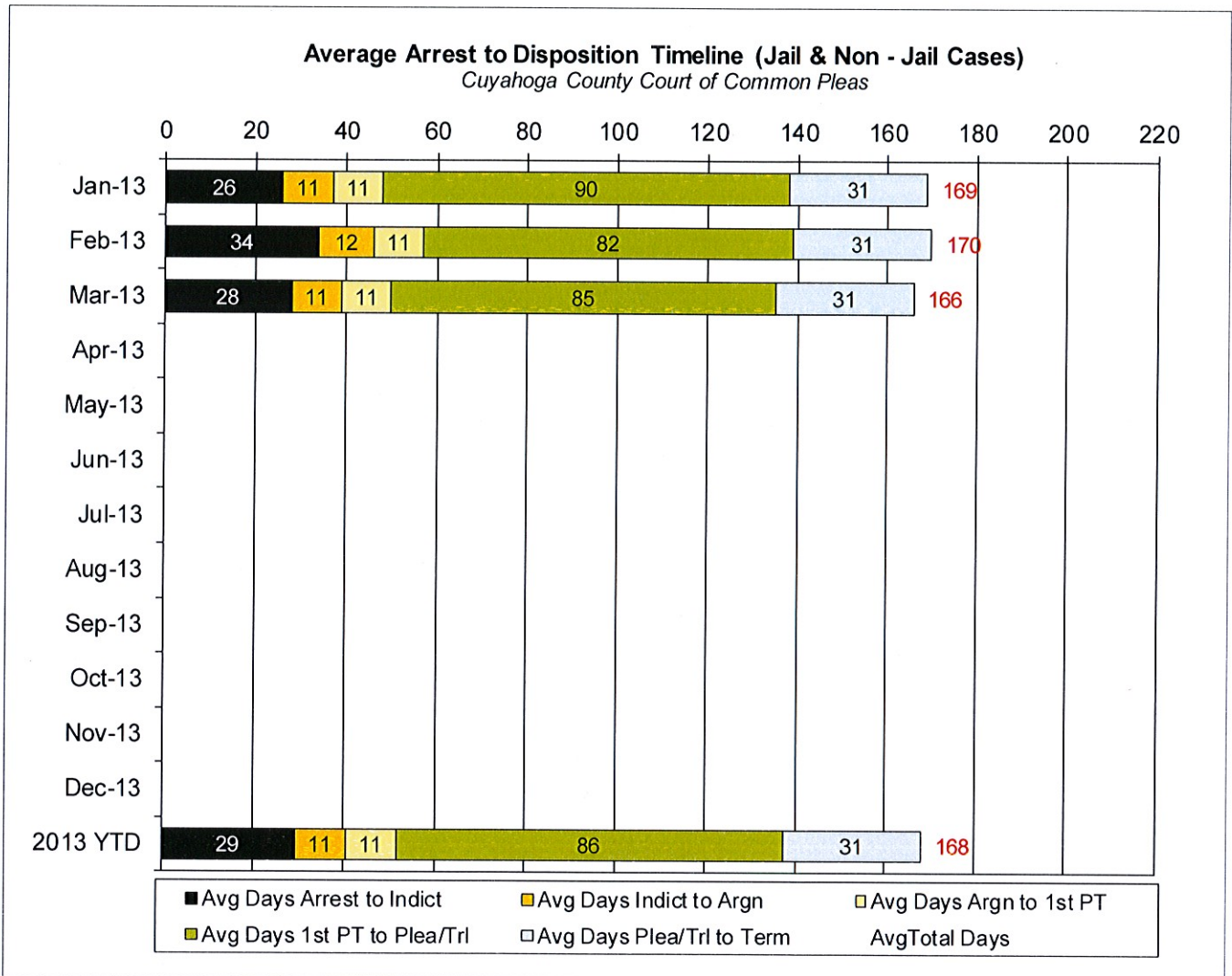
CUYAHOGA COUNTY COMMON PLEAS COURT

Average Arrest to Disposition Timeline (Non-Jail Cases)



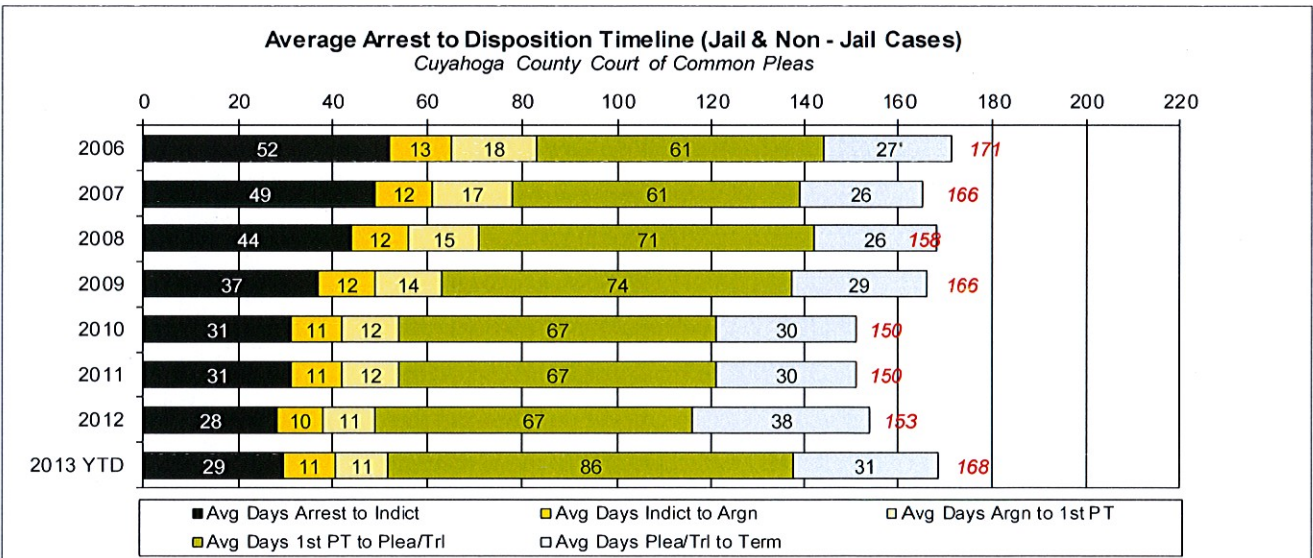
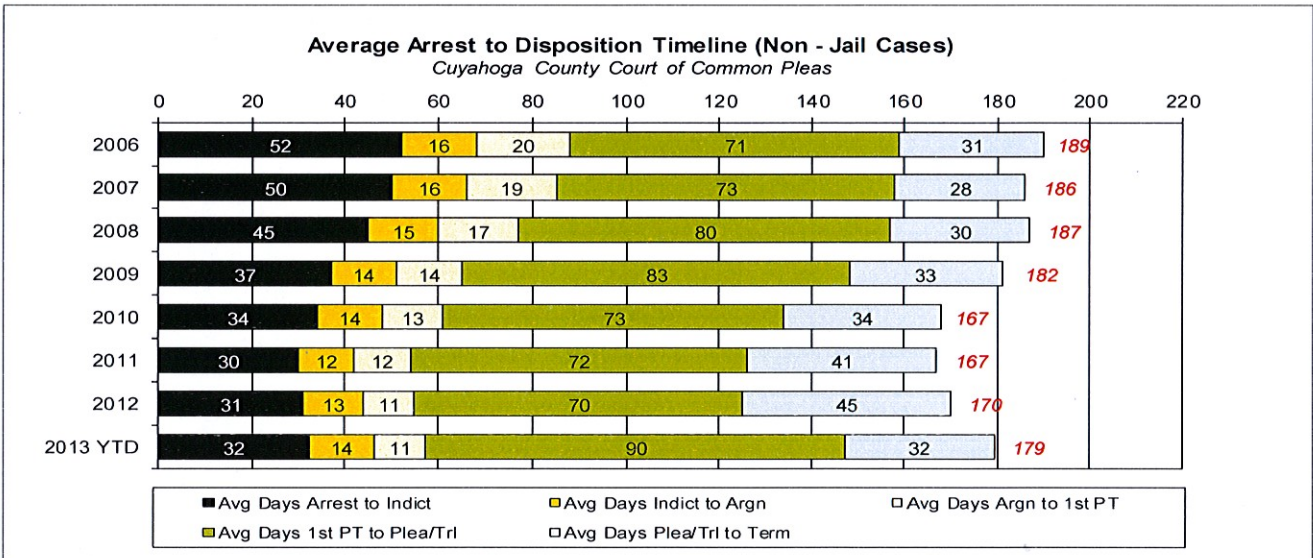
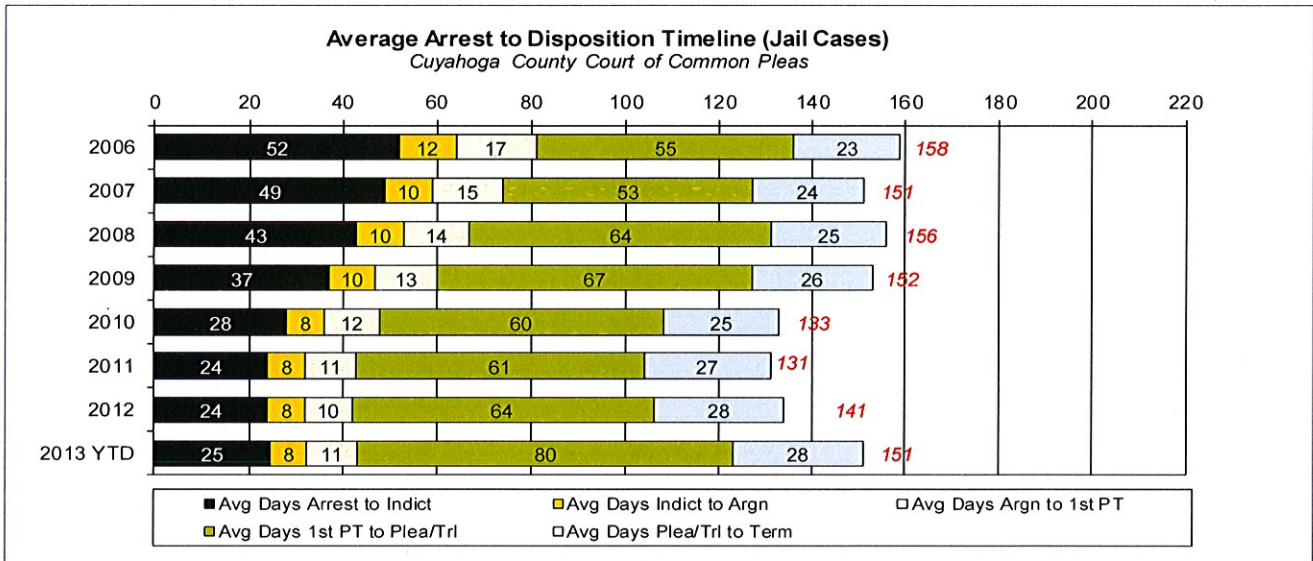
CUYAHOGA COUNTY COMMON PLEAS COURT

Average Arrest to Disposition Timeline (Jail and Non-Jail Cases)



CUYAHOGA COUNTY COMMON PLEAS COURT

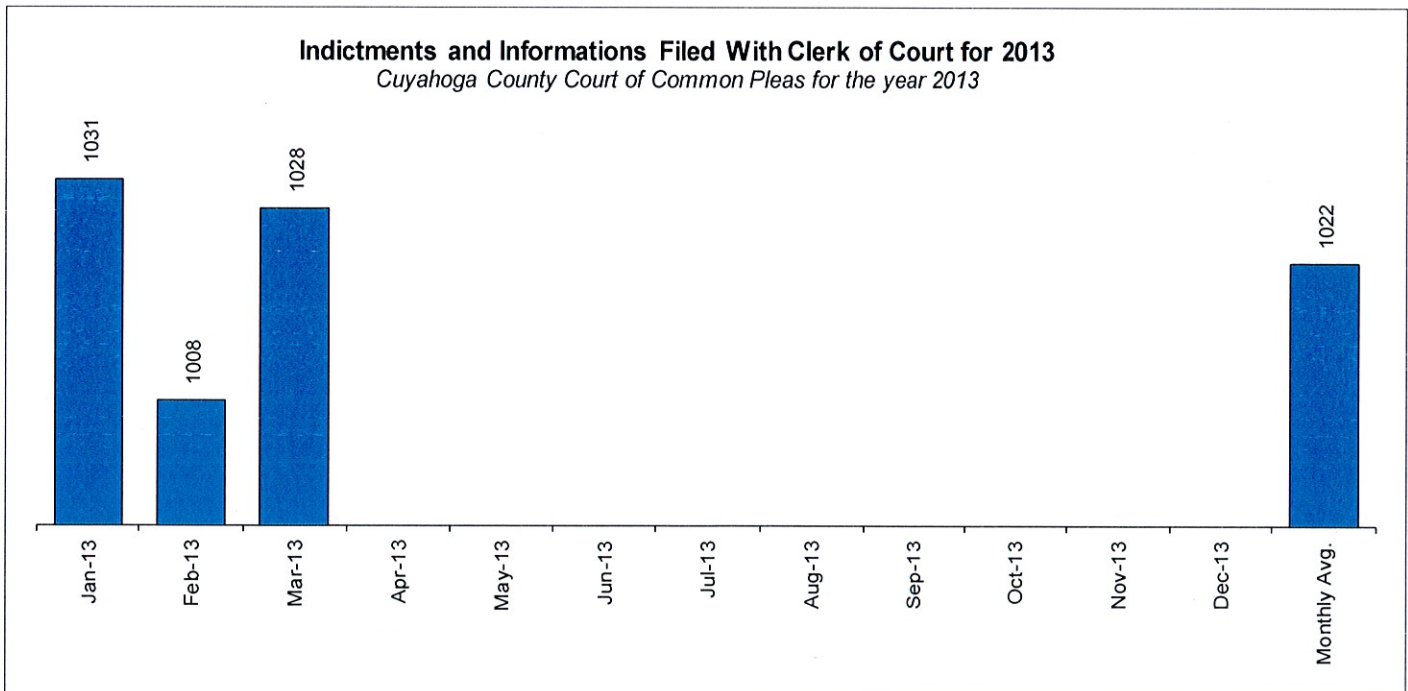
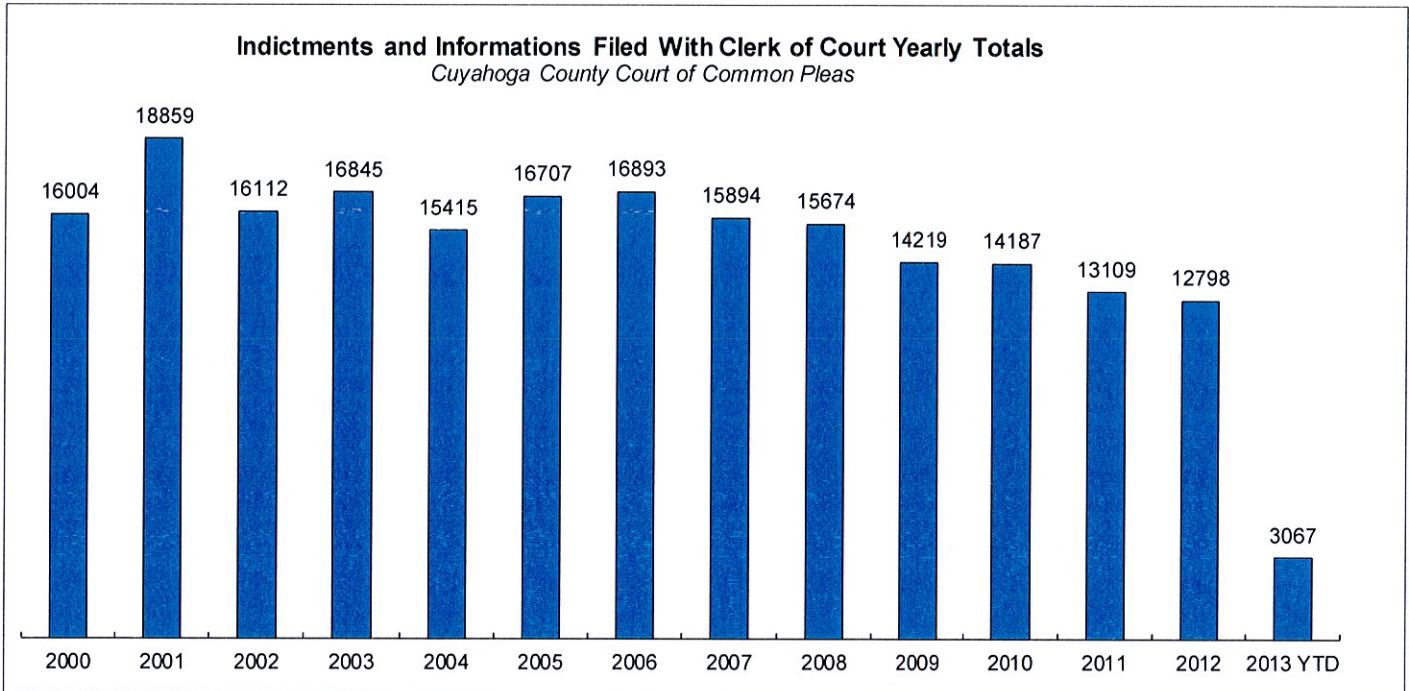
Yearly Average Arrest to Disposition Timeline



CUYAHOGA COUNTY COMMON PLEAS COURT

Indictments and Informations Filed With the Clerk of Courts

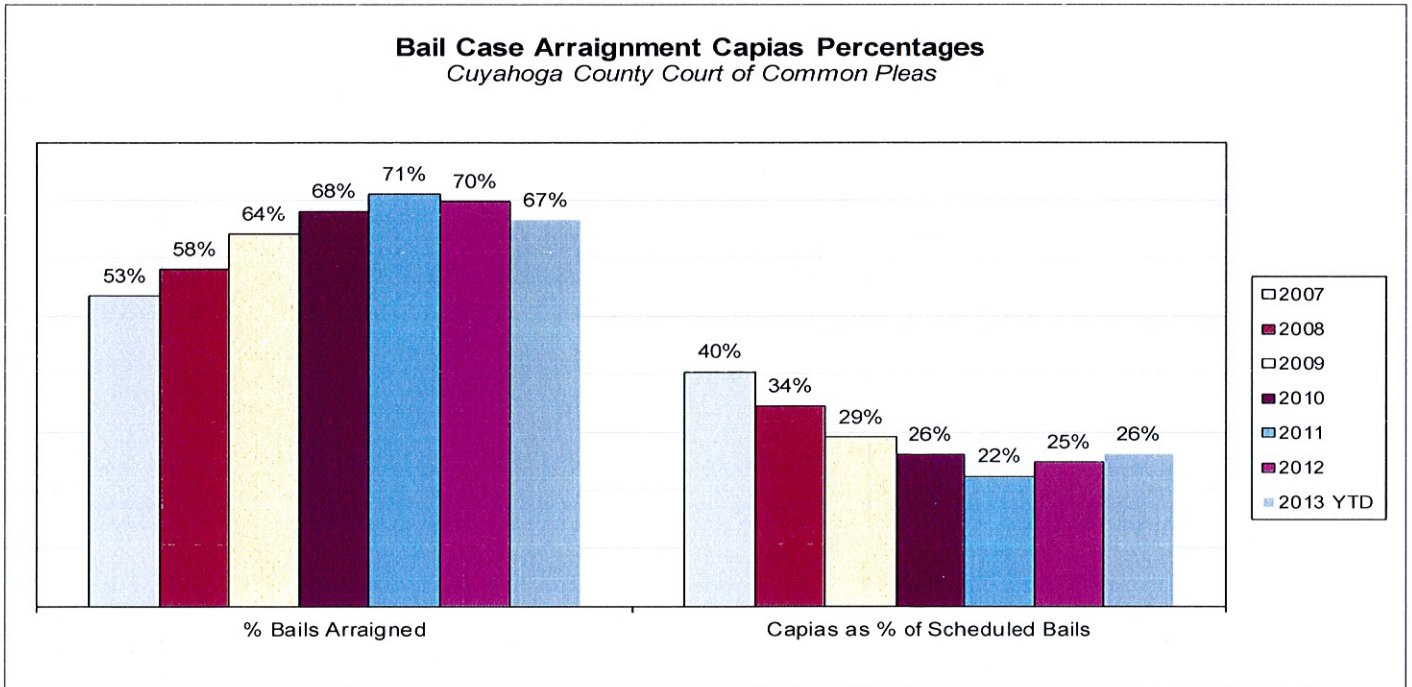
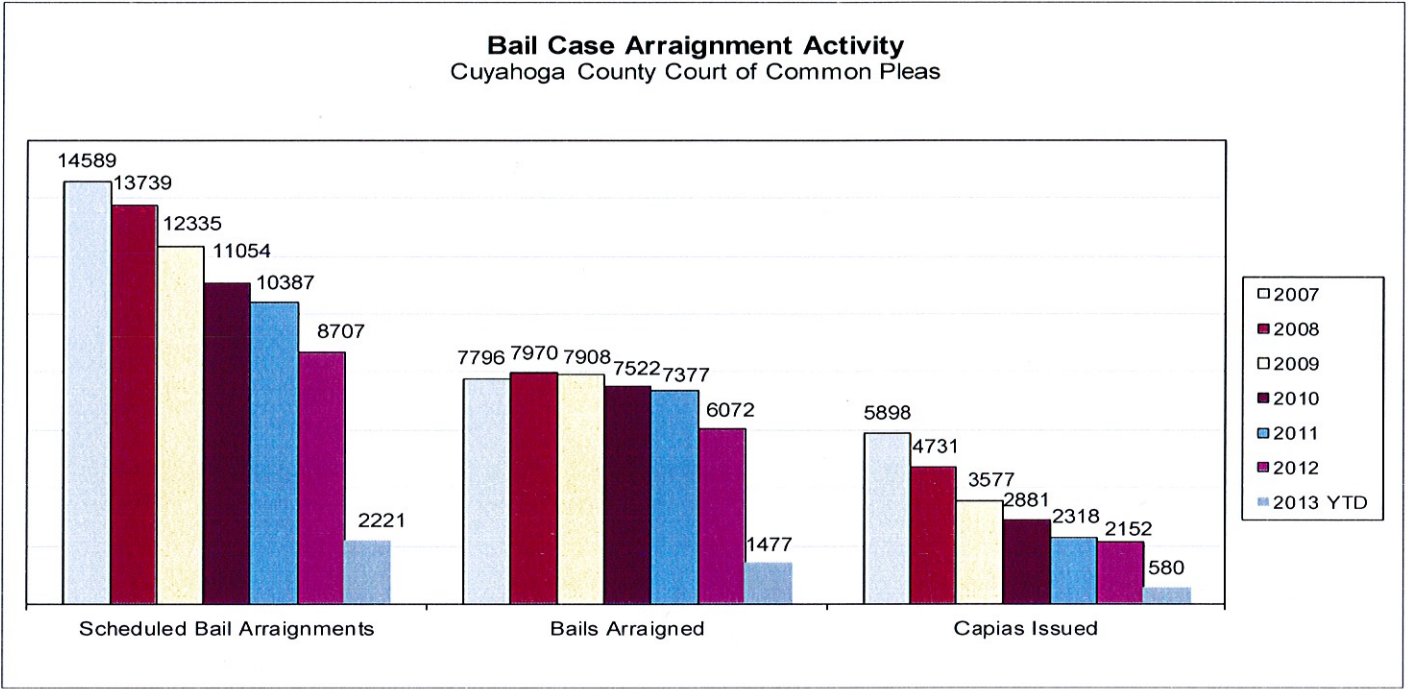
The following charts are reflective of Indictments and Informations filed with the Criminal Clerk of Courts from 2000. The source for this information was the Criminal Clerk's Office.



CUYAHOGA COUNTY COMMON PLEAS COURT

Bail Case Arraignment Activity

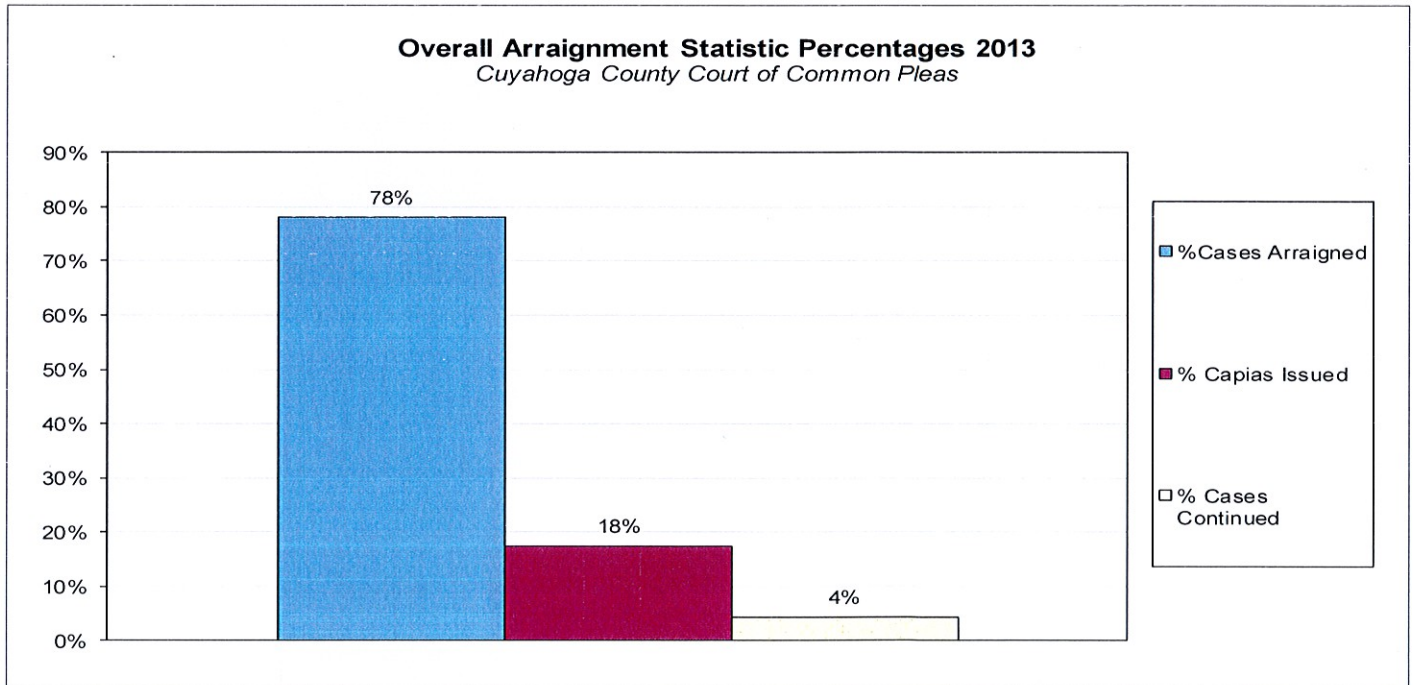
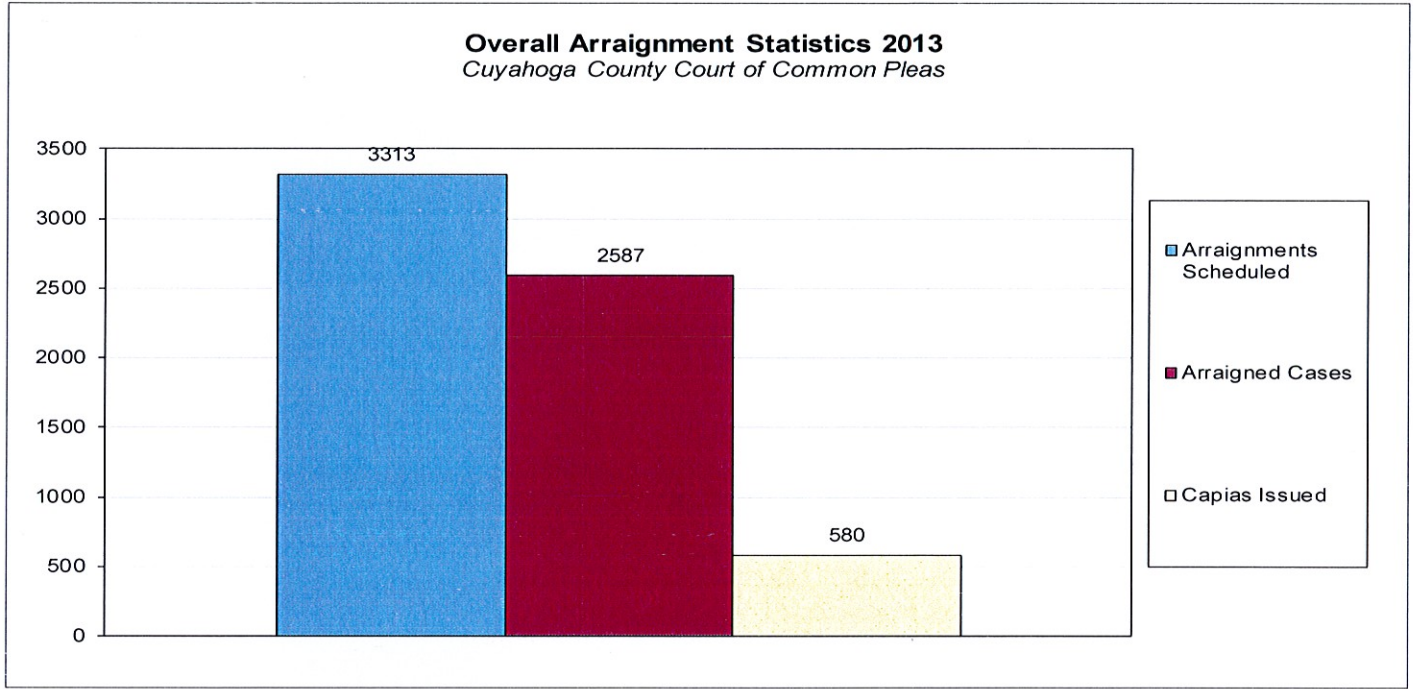
The following charts are reflective of arraignment activity where the defendant was not incarcerated at the time of arraignment. The source for this information was the Criminal Records Department.



CUYAHOGA COUNTY COMMON PLEAS COURT

Overall Arraignment Statistics

The arraignment statistics were provided by the Criminal Records Department. They are provided to give a representation of arraignment activity in the Court in 2013. These statistics include jail and non – jail arraignments.



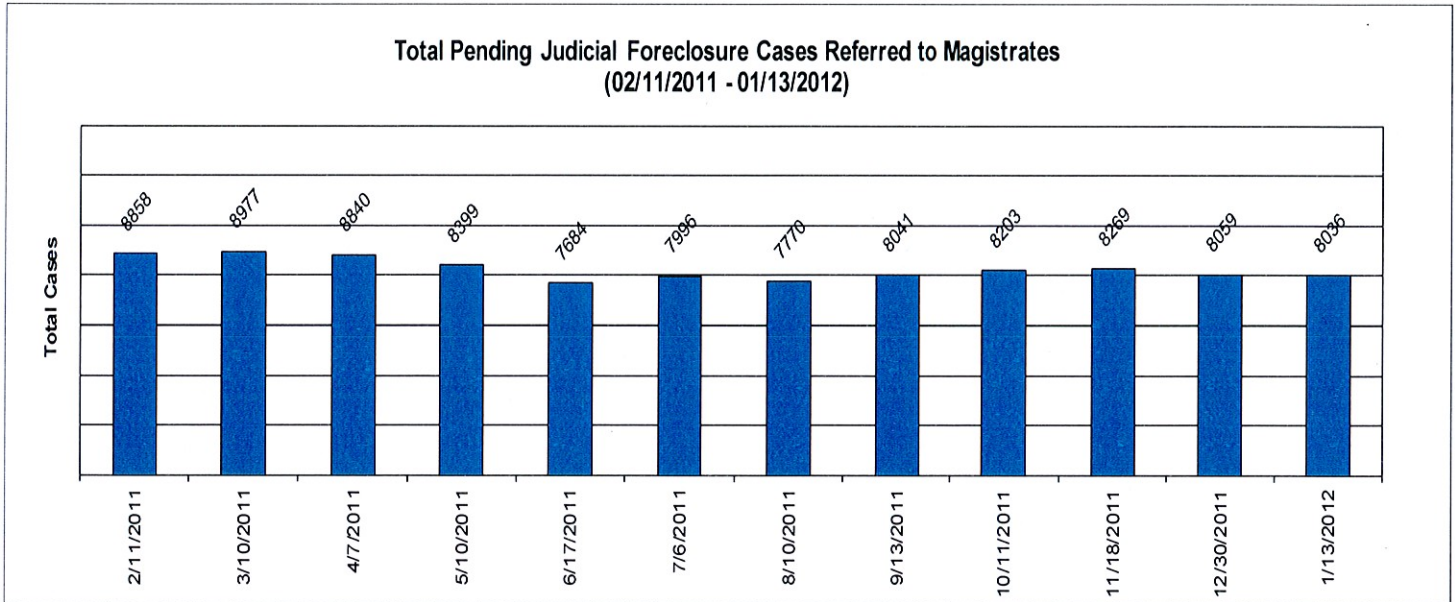
Judicial Foreclosure Statistics¹

¹ For clarification purposes, Foreclosure cases in this report are identified as Judicial Foreclosure filings (filing codes 1460 (Foreclosure Marsh. Of Lien), 1465(Tax Lien), 1466 (Tax Certificate), 1470 (Quiet Title), and 1480 (Partition)). These cases are different from Board of Revision Foreclosures, which are not reported here.

CUYAHOGA COUNTY COMMON PLEAS COURT

Total Pending Judicial Foreclosure Cases Referred to Magistrates (A)

The following chart is a display of the total number of pending Judicial Foreclosure cases referred to the Magistrates on specific dates. The table below shows the number of these cases pending for each year since 1990.

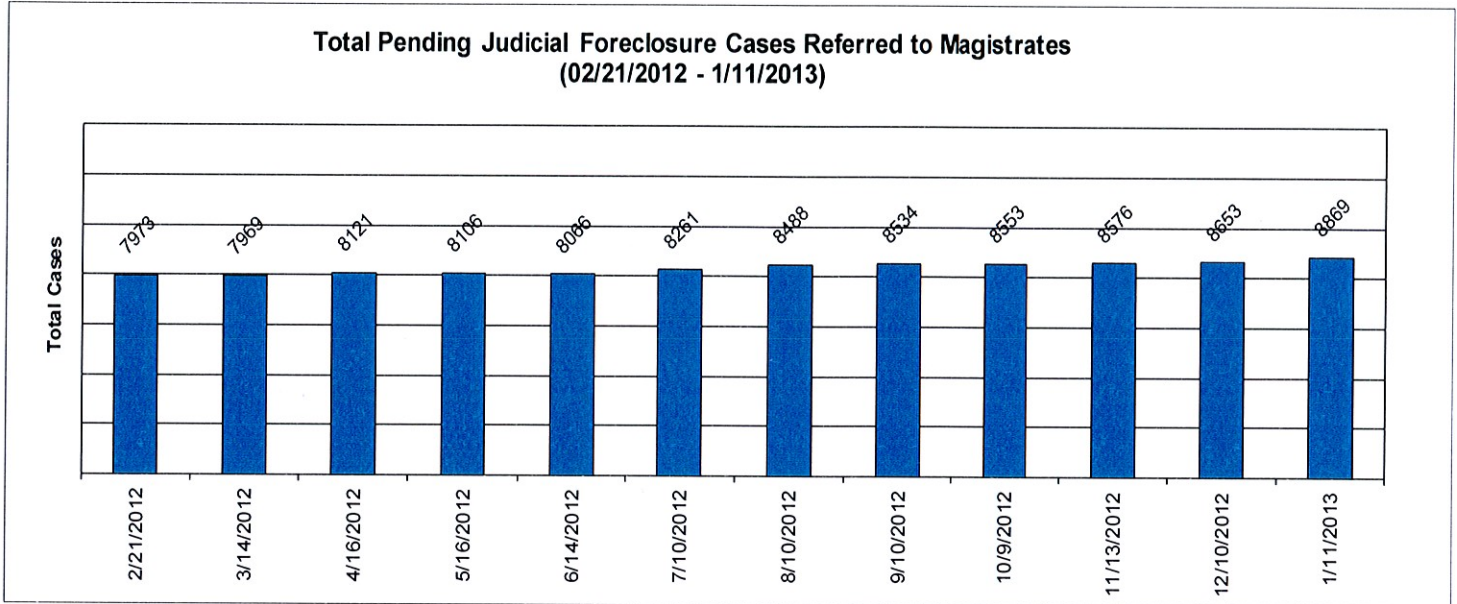


	As of:	2/11/2011	3/10/2011	4/7/2011	5/10/2011	6/17/2011	7/6/2011	8/10/2011	9/13/2011	10/11/2011	11/18/2011	12/30/2011	1/13/2012
Year													
1990		0	0	0	0	0	0	0	0	0	0	0	0
1991		0	0	0	0	0	0	0	0	0	0	0	0
1992		0	0	0	0	0	0	0	0	0	0	0	0
1993		0	0	0	0	0	0	0	0	0	0	0	0
1994		0	0	0	0	0	0	0	0	0	0	0	0
1995		0	0	0	0	0	0	0	0	0	0	0	0
1996		1	1	1	1	1	1	0	0	0	0	0	0
1997		0	0	0	0	0	0	0	0	0	0	0	0
1998		0	0	0	0	0	0	0	0	1	1	1	1
1999		0	0	0	0	0	0	0	0	0	0	0	0
2000		1	1	3	2	0	0	0	0	0	0	0	0
2001		0	0	0	0	0	0	0	0	0	0	0	0
2002		1	1	1	4	3	1	11	12	10	10	10	10
2003		4	2	2	2	2	2	2	2	2	2	2	2
2004		6	7	6	6	5	4	3	2	2	2	3	3
2005		9	7	7	6	4	4	5	3	2	2	1	1
2006		10	9	10	9	11	9	12	10	11	8	8	7
2007		29	27	26	24	22	22	20	18	20	20	17	17
2008		120	109	96	82	72	71	59	58	51	46	37	35
2009		1031	912	761	611	481	423	342	303	278	244	196	188
2010		6219	5572	4822	3979	3080	2733	2096	1720	1551	1225	951	896
2011		1427	2329	3105	3673	4003	4726	5220	5913	6275	6709	6833	6556
2012													320
Total		8858	8977	8840	8399	7684	7996	7770	8041	8203	8269	8059	8036

CUYAHOGA COUNTY COMMON PLEAS COURT

Total Pending Judicial Foreclosure Cases Referred to Magistrates (B)

The following chart is a display of the total number of pending Judicial Foreclosure cases referred to the Magistrates on specific dates. The table below shows the number of these cases pending from each year since 1990.




	As of:	2/21/2012	3/14/2012	4/16/2012	5/16/2012	6/14/2012	7/10/2012	8/10/2012	9/10/2012	10/9/2012	11/13/2012	12/10/2012	1/11/2013
Year													
1990		0	0	0	0	0	0	0	0	0	0	0	0
1991		0	0	0	0	0	0	0	0	0	0	0	0
1992		0	0	0	0	0	0	0	0	0	0	0	0
1993		0	0	0	0	0	0	0	0	0	0	0	0
1994		0	0	0	0	0	0	0	0	0	0	0	0
1995		0	0	0	0	0	0	0	0	0	0	0	0
1996		0	0	0	0	0	0	0	0	0	0	0	0
1997		0	0	0	0	0	0	0	0	0	0	0	0
1998		0	0	0	0	0	0	0	0	0	0	0	0
1999		0	0	0	0	0	0	0	0	0	0	0	0
2000		0	0	0	0	0	0	0	0	0	0	0	0
2001		0	0	0	0	0	0	0	0	0	1	1	0
2002		10	10	10	11	10	10	10	10	10	10	10	10
2003		2	2	2	2	2	2	2	2	2	2	2	2
2004		3	3	2	2	2	2	2	1	2	1	1	1
2005		0	0	0	0	1	2	2	2	2	2	2	2
2006		8	8	8	8	8	7	5	5	5	5	5	5
2007		16	17	18	34	32	36	34	31	31	29	29	27
2008		28	30	26	24	23	23	20	18	15	13	14	12
2009		165	155	154	140	129	126	120	122	114	105	101	94
2010		742	661	572	491	445	415	392	343	293	261	240	221
2011		5528	4981	4267	3615	3096	2728	2283	1916	1619	1384	1204	1041
2012		1471	2102	3062	3779	4318	4910	5618	6084	6460	6763	7044	7175
2013													279
Total		7973	7969	8121	8106	8066	8261	8488	8534	8553	8576	8653	8869

CUYAHOGA COUNTY COMMON PLEAS COURT

Total Pending Judicial Foreclosure Cases Referred to Magistrates (C)

The following chart is a display of the total number of pending Judicial Foreclosure cases referred to the Magistrates on specific dates. The table below shows the number of these cases pending from each year since 1990.

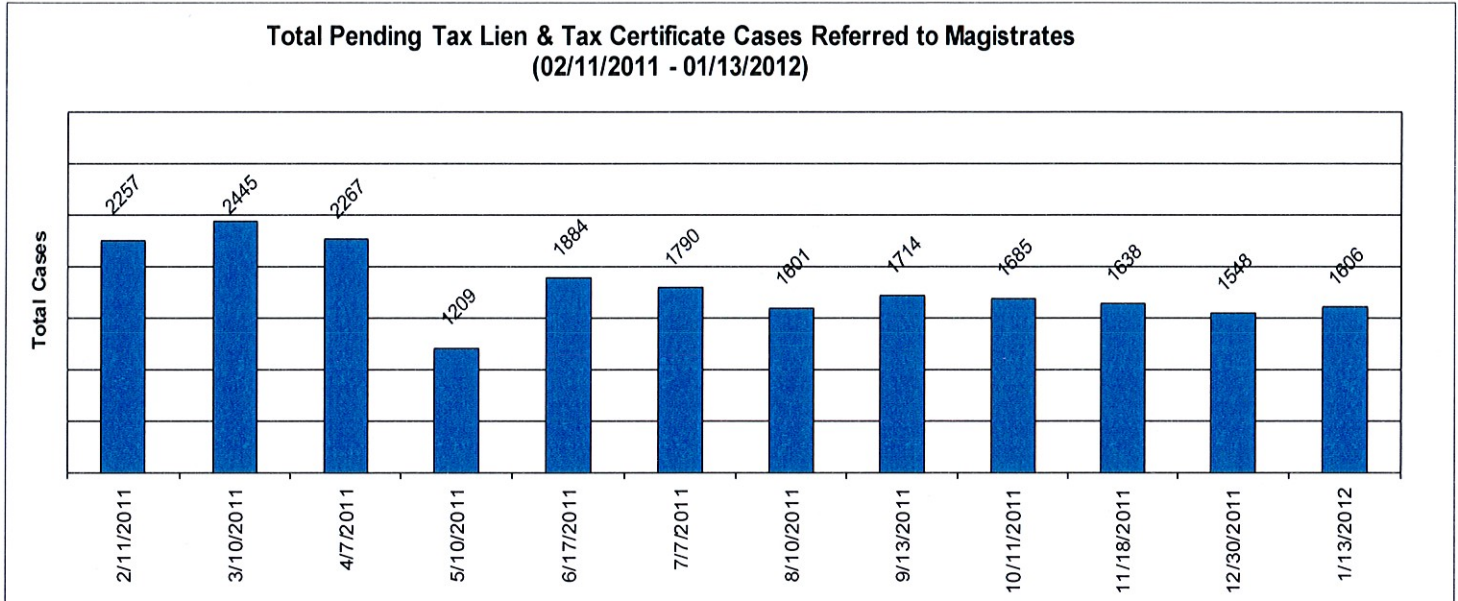


	As of:	2/11/2013	3/12/2013	4/8/2013														
Year		0	0	0														
1990		0	0	0														
1991		0	0	0														
1992		0	0	0														
1993		0	0	0														
1994		0	0	0														
1995		0	0	0														
1996		0	0	0														
1997		0	0	0														
1998		0	0	0														
1999		0	0	0														
2000		0	0	0														
2001		0	0	0														
2002		1	1	1														
2003		2	2	2														
2004		1	1	1														
2005		3	3	2														
2006		7	7	6														
2007		27	28	29														
2008		13	13	12														
2009		93	79	75														
2010		205	175	146														
2011		949	810	713														
2012		6684	5850	5226														
2013		903	1577	2122														
Total		7985	8546	6213														

CUYAHOGA COUNTY COMMON PLEAS COURT

Total Pending Tax Lien & Certificate Cases Referred to Magistrates (A)

The following chart is a display of the number of pending tax Judicial Foreclosure cases referred to the Magistrates on specific dates. The table below shows the number of pending tax Judicial Foreclosure cases in each year since 1990.

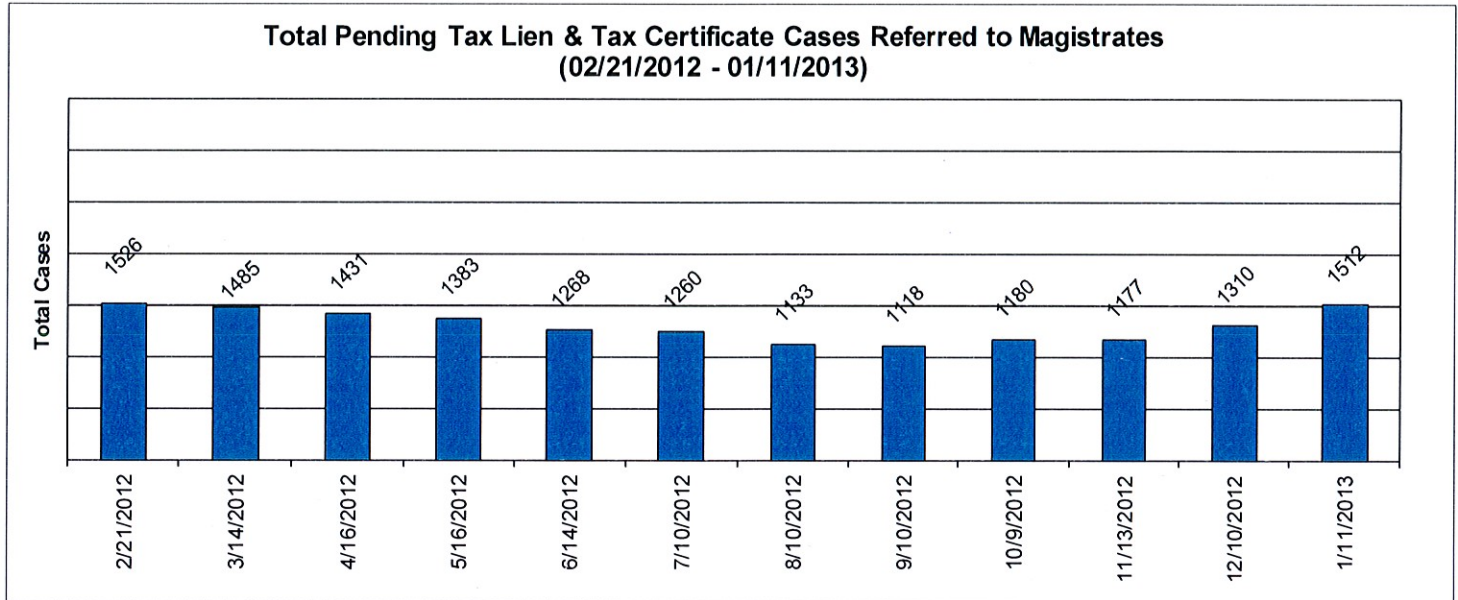


	As of:	2/11/2011	3/10/2011	4/7/2011	5/10/2011	6/17/2011	7/7/2011	8/10/2011	9/13/2011	10/11/2011	11/18/2011	12/30/2011	1/13/2012
Year													
1990		0	0	0	0	0	0	0	0	0	0	0	0
1991		0	0	0	0	0	0	0	0	0	0	0	0
1992		0	0	0	0	0	0	0	0	0	0	0	0
1993		0	0	0	0	0	0	0	0	0	0	0	0
1994		0	0	0	0	0	0	0	0	0	0	0	0
1995		0	0	0	0	0	0	0	0	0	0	0	0
1996		0	0	0	0	0	0	0	0	0	0	0	0
1997		0	0	0	0	0	0	0	0	0	0	0	0
1998		0	0	0	0	0	0	0	0	1	1	1	1
1999		0	0	0	0	0	0	0	0	0	0	0	0
2000		0	0	0	0	0	0	0	0	0	0	0	0
2001		0	0	0	0	0	0	0	0	0	0	0	0
2002		0	0	0	0	1	0	0	1	0	0	0	0
2003		0	0	0	0	0	0	0	0	0	0	0	0
2004		3	4	3	3	3	3	2	1	1	1	1	1
2005		4	4	4	4	3	4	3	2	1	0	0	0
2006		3	3	2	2	2	2	3	3	3	2	2	1
2007		5	5	6	6	6	5	5	4	5	5	3	4
2008		35	31	30	26	20	19	15	14	14	10	10	10
2009		507	441	364	294	208	181	144	129	121	113	97	95
2010		1297	1193	1040	874	668	592	425	351	315	261	211	197
2011		403	764	818	898	973	984	1004	1209	1224	1245	1223	1206
2012													91
Total		2257	2445	2267	1209	1884	1790	1601	1714	1685	1638	1548	1606

CUYAHOGA COUNTY COMMON PLEAS COURT

Total Pending Tax Lien & Certificate Cases Referred to Magistrates (B)

The following chart is a display of the number of pending tax Judicial Foreclosure cases referred to the Magistrates on specific dates. The table below shows the number of pending tax Judicial Foreclosure cases in each year since 1990.




	As of:	2/21/2012	3/14/2012	4/16/2012	5/16/2012	6/14/2012	7/10/2012	8/10/2012	9/10/2012	10/9/2012	11/13/2012	12/10/2012	1/11/2013
Year													
1990		0	0	0	0	0	0	0	0	0	0	0	0
1991		0	0	0	0	0	0	0	0	0	0	0	0
1992		0	0	0	0	0	0	0	0	0	0	0	0
1993		0	0	0	0	0	0	0	0	0	0	0	0
1994		0	0	0	0	0	0	0	0	0	0	0	0
1995		0	0	0	0	0	0	0	0	0	0	0	0
1996		0	0	0	0	0	0	0	0	0	0	0	0
1997		0	0	0	0	0	0	0	0	0	0	0	0
1998		0	0	0	0	0	0	0	0	0	0	0	0
1999		0	0	0	0	0	0	0	0	0	0	0	0
2000		0	0	0	0	0	0	0	0	0	0	0	0
2001		0	0	0	0	0	0	0	0	0	0	0	0
2002		0	0	0	1	0	0	0	0	0	0	0	0
2003		0	0	0	0	0	0	0	0	0	0	0	0
2004		0	1	1	2	2	2	2	1	2	1	1	1
2005		1	0	0	0	0	0	0	0	0	0	0	0
2006		1	1	1	1	2	1	0	0	0	0	0	0
2007		5	5	5	4	4	5	5	4	3	3	3	3
2008		5	5	8	5	5	5	4	4	3	2	2	2
2009		80	79	78	77	69	67	63	55	53	48	46	36
2010		157	141	138	127	113	111	103	93	87	75	75	73
2011		957	888	785	693	576	529	444	401	367	338	318	280
2012		320	365	415	473	497	540	512	560	665	710	865	997
2013													120
Total		1526	1485	1431	1383	1268	1260	1133	1118	1180	1177	1310	1512

CUYAHOGA COUNTY COMMON PLEAS COURT

Total Pending Tax Lien & Certificate Cases Referred to Magistrates (C)

The following chart is a display of the number of pending tax Judicial Foreclosure cases referred to the Magistrates on specific dates. The table below shows the number of pending tax Judicial Foreclosure cases in each year since 1990.

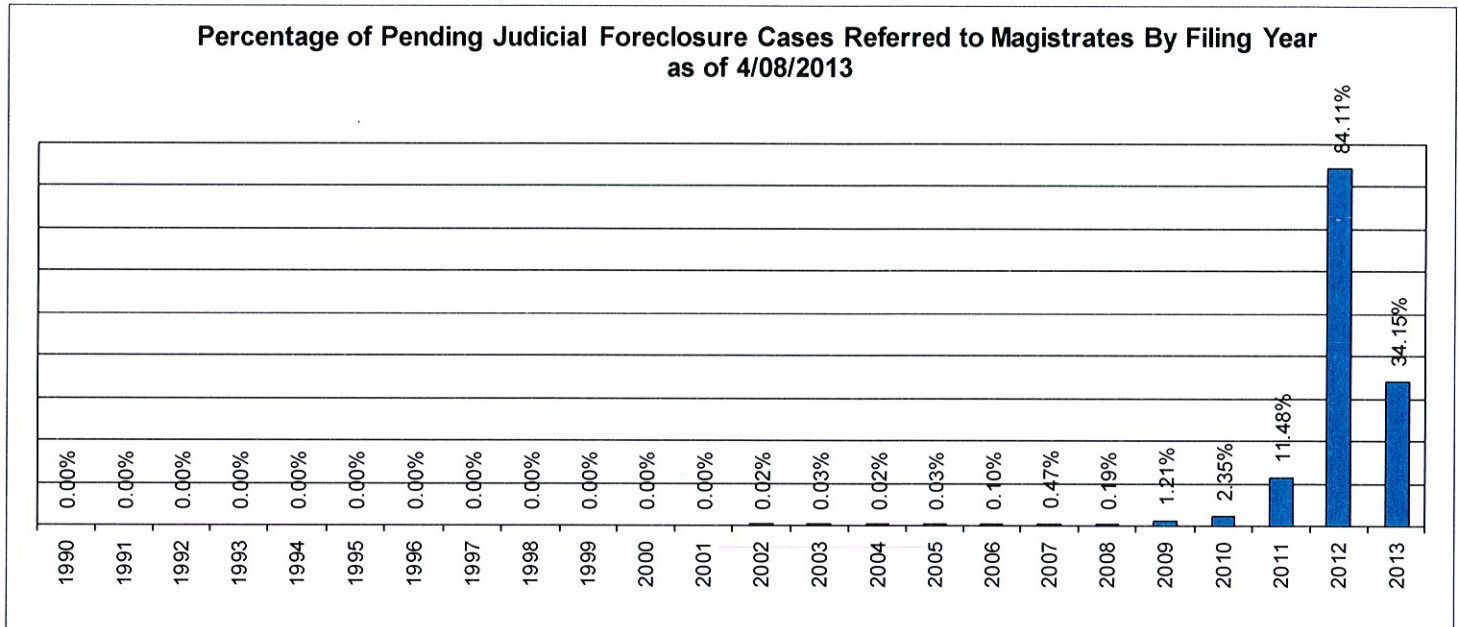


	As of:	2/11/2013	3/12/2013	4/8/2013																
Year		0	0	0																
1990		0	0	0																
1991		0	0	0																
1992		0	0	0																
1993		0	0	0																
1994		0	0	0																
1995		0	0	0																
1996		0	0	0																
1997		0	0	0																
1998		0	0	0																
1999		0	0	0																
2000		0	0	0																
2001		0	0	0																
2002		0	0	0																
2003		0	0	0																
2004		1	1	1																
2005		1	1	0																
2006		0	0	1																
2007		4	4	4																
2008		3	2	1																
2009		36	28	25																
2010		69	58	46																
2011		272	243	213																
2012		1109	1029	982																
2013		114	161	192																
Total		1609	1527	1273																

CUYAHOGA COUNTY COMMON PLEAS COURT

Percentage of Pending Judicial Foreclosure Cases By Filing Year

The following chart is a representation of the total number of pending Judicial Foreclosure cases by filing year expressed as a percentage on a specific date. The table below is the supporting data for this chart.

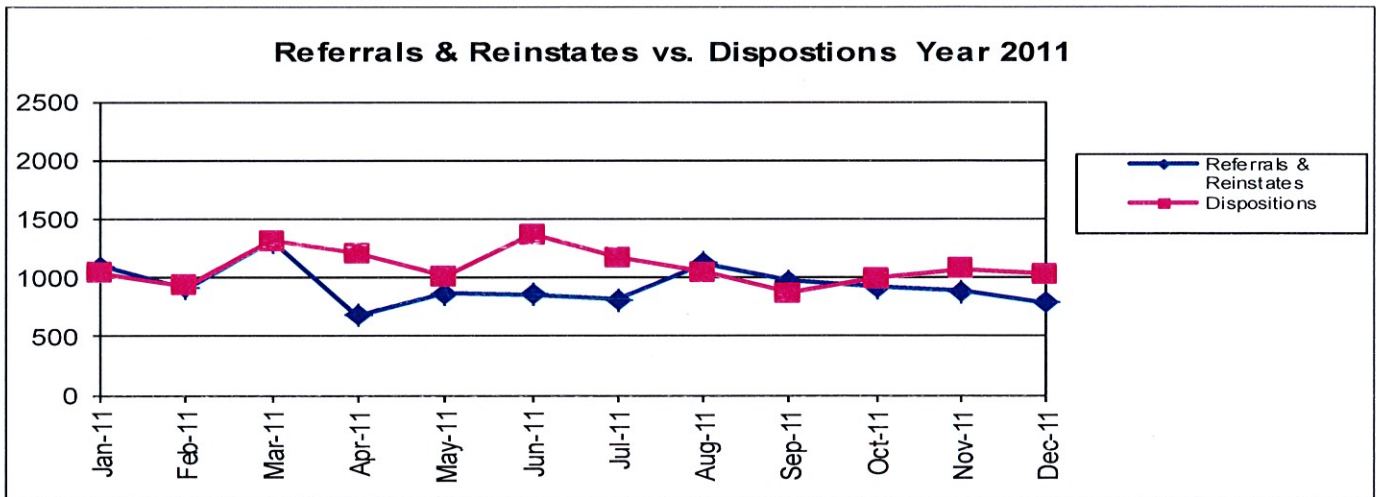
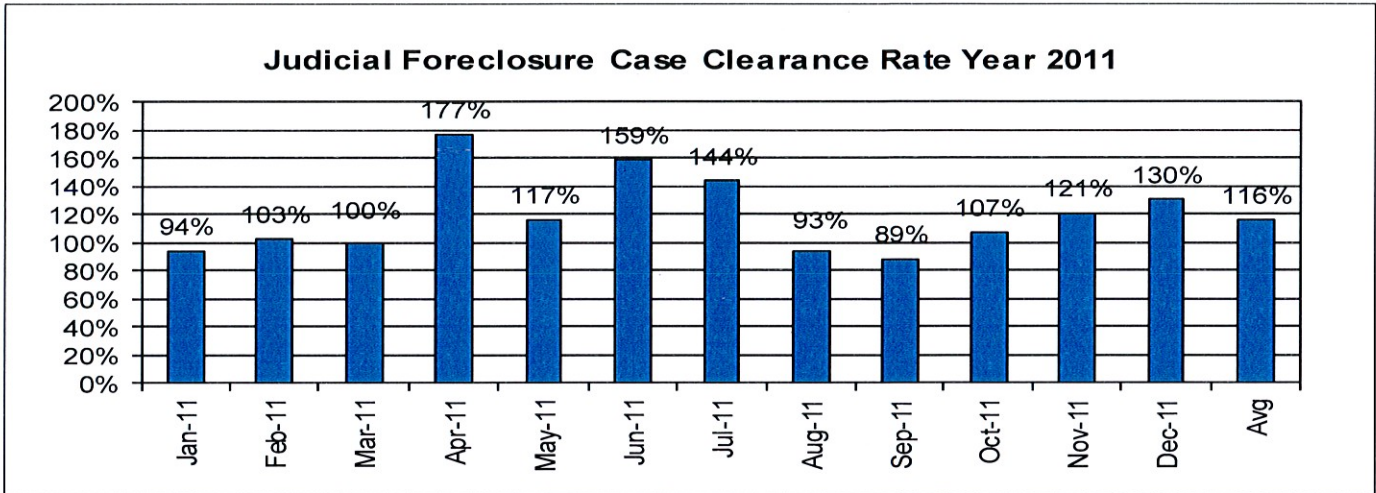


Year	As of:	
	4/8/2013	% of Total
1990	0	0.00%
1991	0	0.00%
1992	0	0.00%
1993	0	0.00%
1994	0	0.00%
1995	0	0.00%
1996	0	0.00%
1997	0	0.00%
1998	0	0.00%
1999	0	0.00%
2000	0	0.00%
2001	0	0.00%
2002	1	0.02%
2003	2	0.03%
2004	1	0.02%
2005	2	0.03%
2006	6	0.10%
2007	29	0.47%
2008	12	0.19%
2009	75	1.21%
2010	146	2.35%
2011	713	11.48%
2012	5226	84.11%
2013	2122	34.15%
Total	6213	134.15%

CUYAHOGA COUNTY COMMON PLEAS COURT

Judicial Foreclosure Clearance Rate Year 2011

The Clearance Rate is the number of outgoing cases as a percentage of the number of incoming cases. Clearance rate measures whether the court is keeping up with its incoming caseload. If cases are not disposed in a timely manner, a backlog of cases awaiting disposition will grow. A Clearance Rate of 100% indicates that at least as many cases as have been filed, reopened, or reactivated in a period have been disposed.

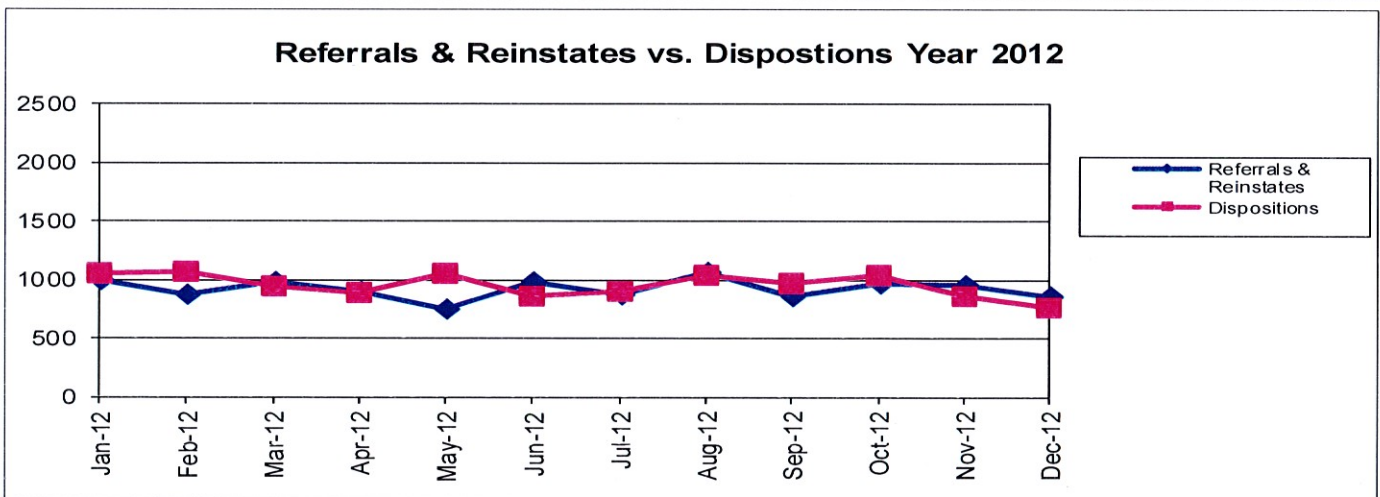
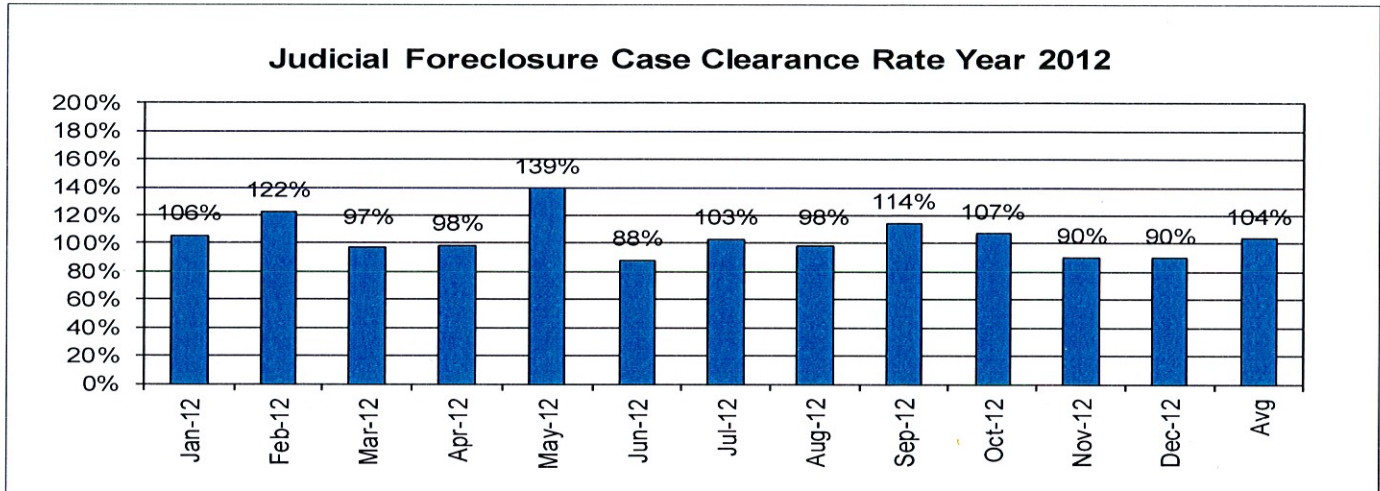


	Referrals & Reinstates	Dispositions	Clearance Rate
Jan-11	1099	1037	94%
Feb-11	906	930	103%
Mar-11	1309	1304	100%
Apr-11	677	1199	177%
May-11	866	1009	117%
Jun-11	856	1360	159%
Jul-11	814	1170	144%
Aug-11	1122	1046	93%
Sep-11	972	862	89%
Oct-11	919	986	107%
Nov-11	884	1071	121%
Dec-11	787	1027	130%
Avg	934	1083	116%
Total	11211	13001	

CUYAHOGA COUNTY COMMON PLEAS COURT

Judicial Foreclosure Clearance Rate Year 2012

The Clearance Rate is the number of outgoing cases as a percentage of the number of incoming cases. Clearance rate measures whether the court is keeping up with its incoming caseload. If cases are not disposed in a timely manner, a backlog of cases awaiting disposition will grow. A Clearance Rate of 100% indicates that at least as many cases as have been filed, reopened, or reactivated in a period have been disposed.

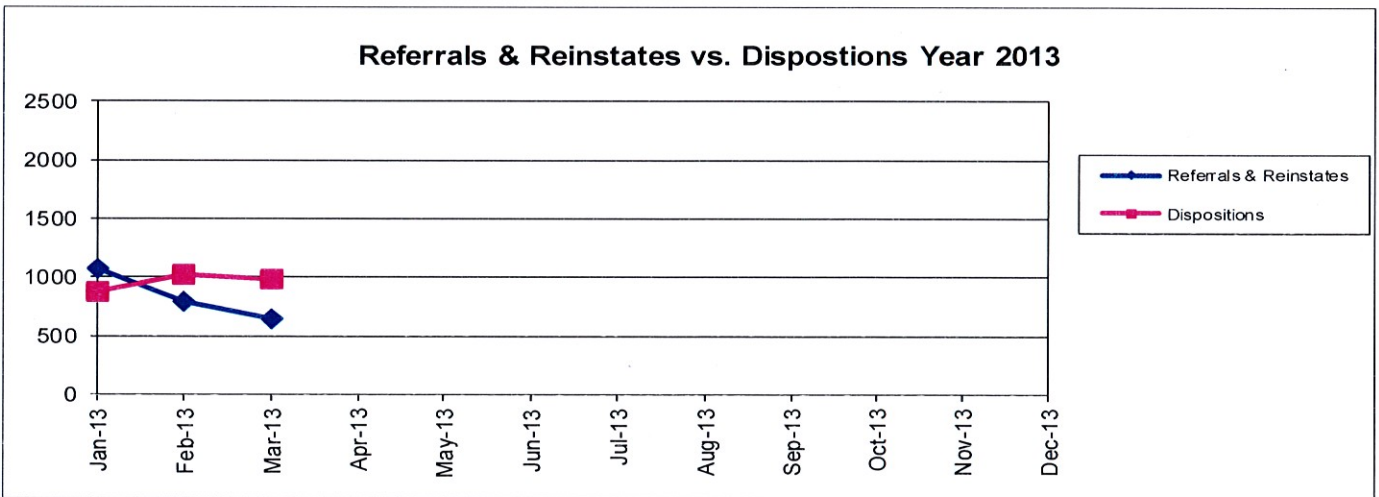



	Referrals & Reinstates	Dispositions	Clearance Rate
Jan-12	995	1051	106%
Feb-12	874	1068	122%
Mar-12	974	944	97%
Apr-12	894	880	98%
May-12	750	1044	139%
Jun-12	982	863	88%
Jul-12	869	896	103%
Aug-12	1058	1034	98%
Sep-12	851	972	114%
Oct-12	961	1028	107%
Nov-12	948	854	90%
Dec-12	854	766	90%
Avg	918	950	104%
Total	11010	11400	

CUYAHOGA COUNTY COMMON PLEAS COURT

Judicial Foreclosure Clearance Rate Year 2013

The Clearance Rate is the number of outgoing cases as a percentage of the number of incoming cases. Clearance rate measures whether the court is keeping up with its incoming caseload. If cases are not disposed in a timely manner, a backlog of cases awaiting disposition will grow. A Clearance Rate of 100% indicates that at least as many cases as have been filed, reopened, or reactivated in a period have been disposed.

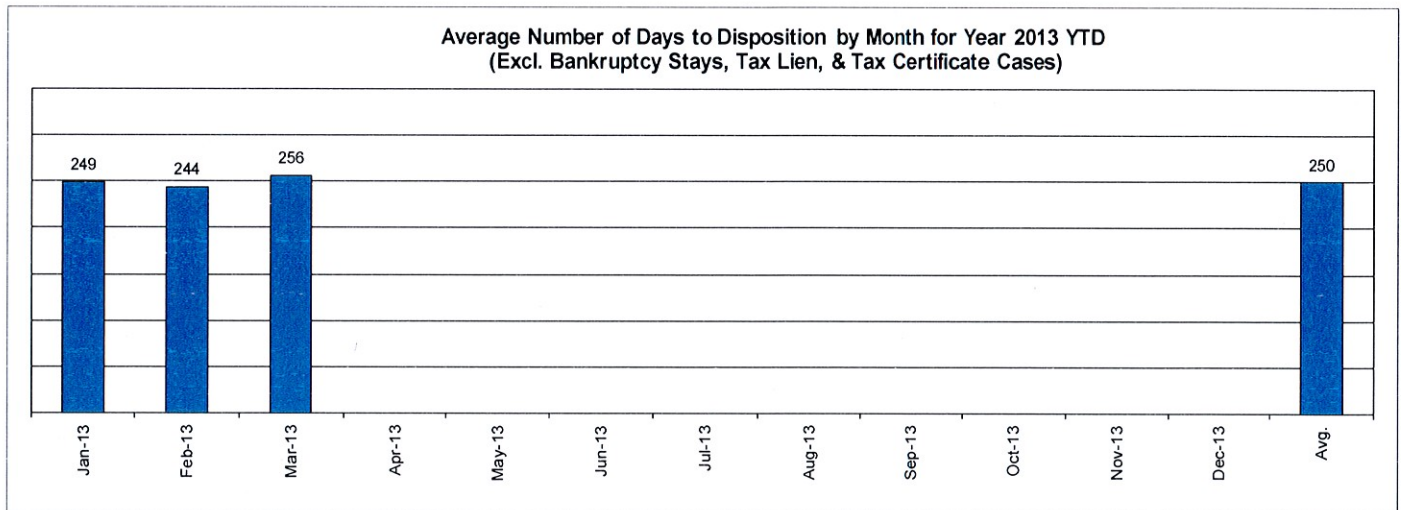
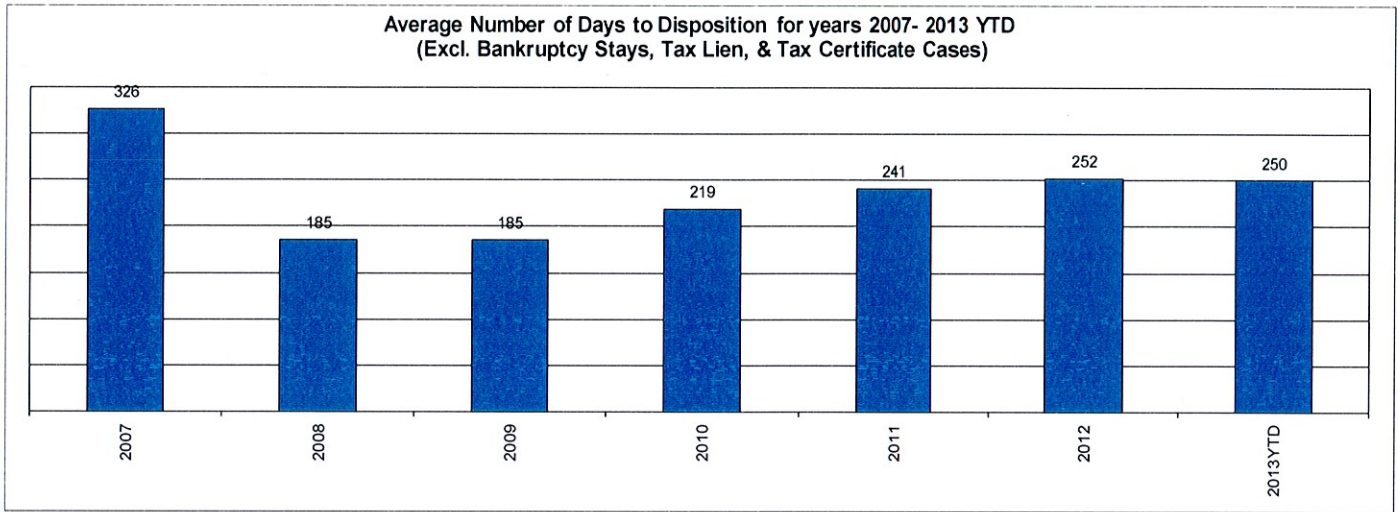


	Referrals & Reinstates	Dispositions	Clearance Rate
Jan-13	1069	870	81%
Feb-13	788	1013	129%
Mar-13	643	980	152%
Apr-13			
May-13			
Jun-13			
Jul-13			
Aug-13			
Sep-13			
Oct-13			
Nov-13			
Dec-13			
Avg	833	954	115%
Total	2500	2863	

CUYAHOGA COUNTY COMMON PLEAS COURT

Avg. Number of Days to Disp. (Excl. Bank. Stays & Tax Lien & Tax Cert.)

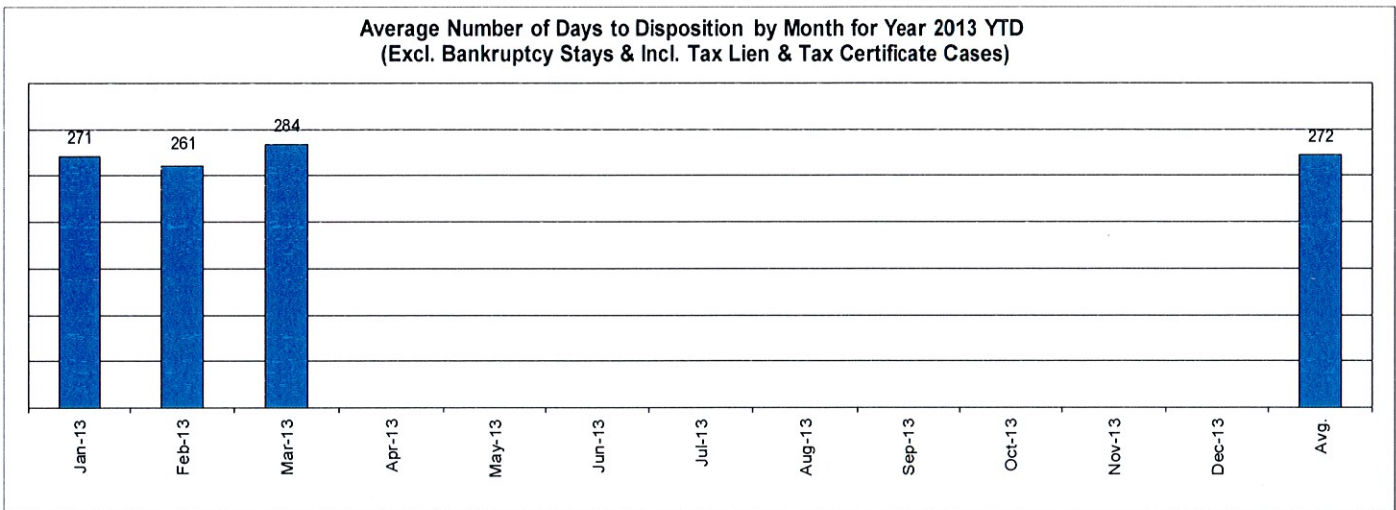
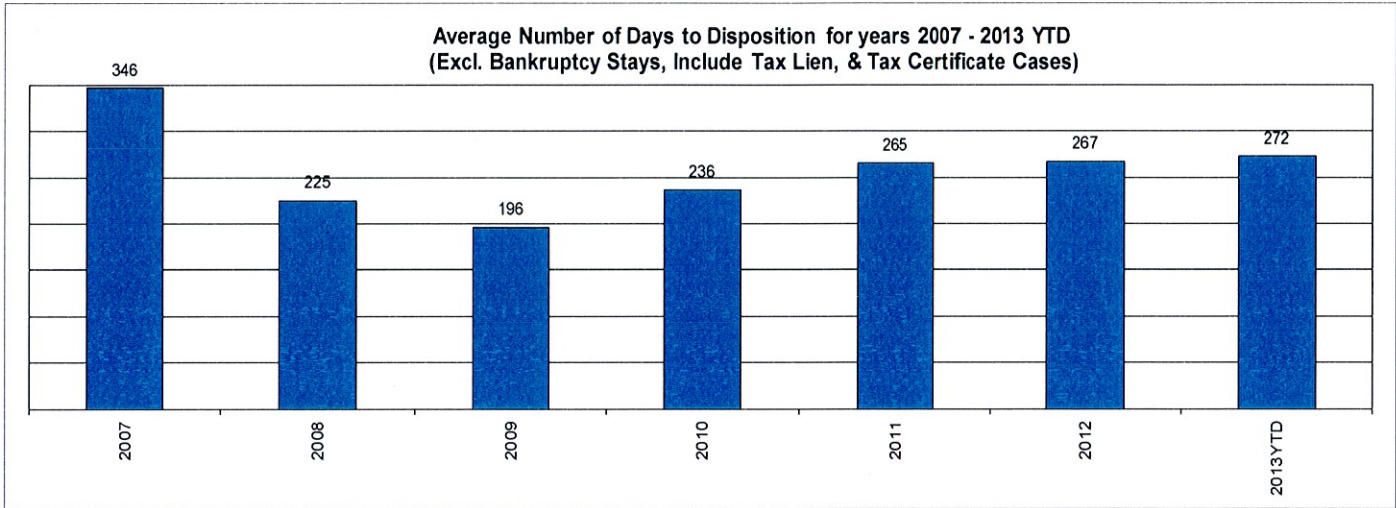
The average number of days to disposition is the number of days from filing to a final disposition entry being filed with the Clerk of Court. The data sample is based on all judicial foreclosure cases terminated by decree or dismissal (cases terminated by bankruptcy are not included) in a month. Each case is examined to determine the number of days between filing and termination with the periods that a case may have been in bankruptcy subtracted. Adding the total days of all of the cases minus bankruptcy periods and dividing by the total number of cases calculates the average. In the following chart, tax judicial foreclosure cases are excluded.



CUYAHOGA COUNTY COMMON PLEAS COURT

Avg. Number of Days to Disp. (Excl. Bank. Stays & Incl. Tax Lien & Tax Cert.)

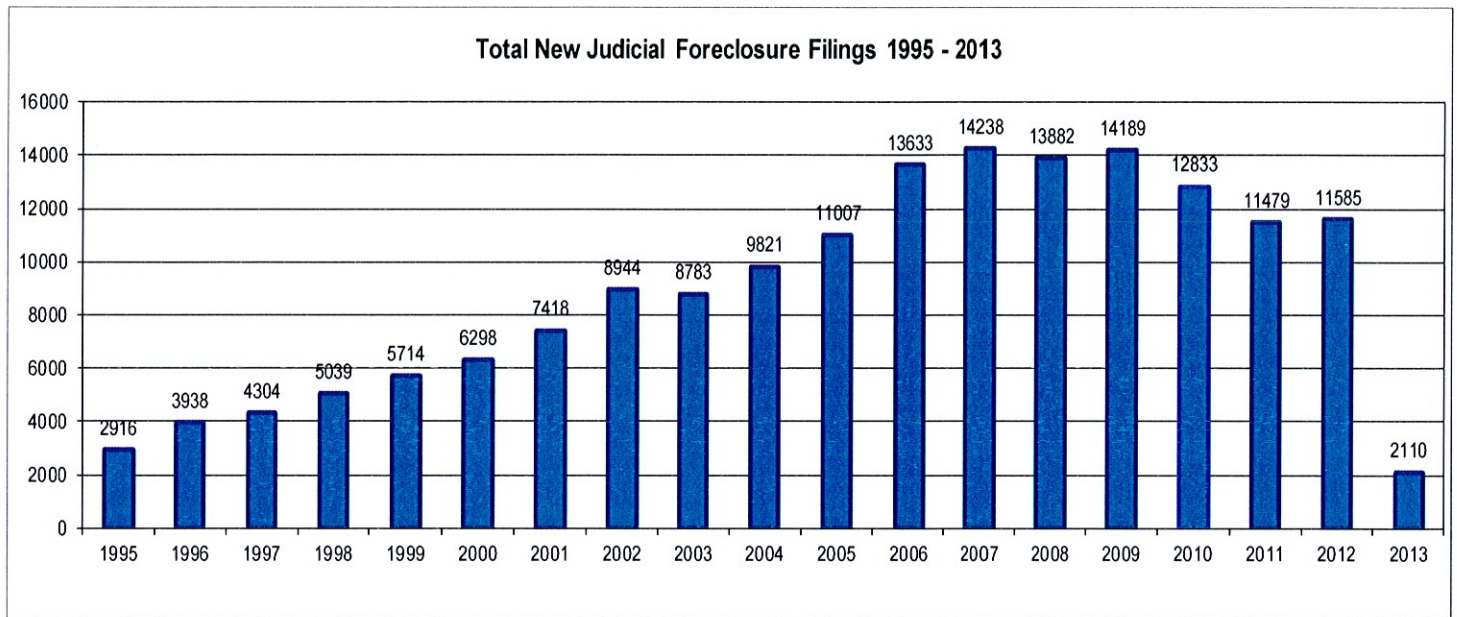
The average number of days to disposition is the number of days from filing to a final disposition entry being filed with the Clerk of Court. The data sample is based on all Judicial Foreclosure cases terminated by decree or dismissal (cases terminated by bankruptcy are not included) in a month. Each case is examined to determine the number of days between filing and termination with the periods that a case may have been in bankruptcy subtracted. Adding the total days of all of the cases minus bankruptcy periods and dividing by the total number of cases calculates the average. In the following chart, all types of Judicial Foreclosure cases are included.



Total New Judicial Foreclosure Filings

The following charts are provided as a historical view of new judicial foreclosure filings.

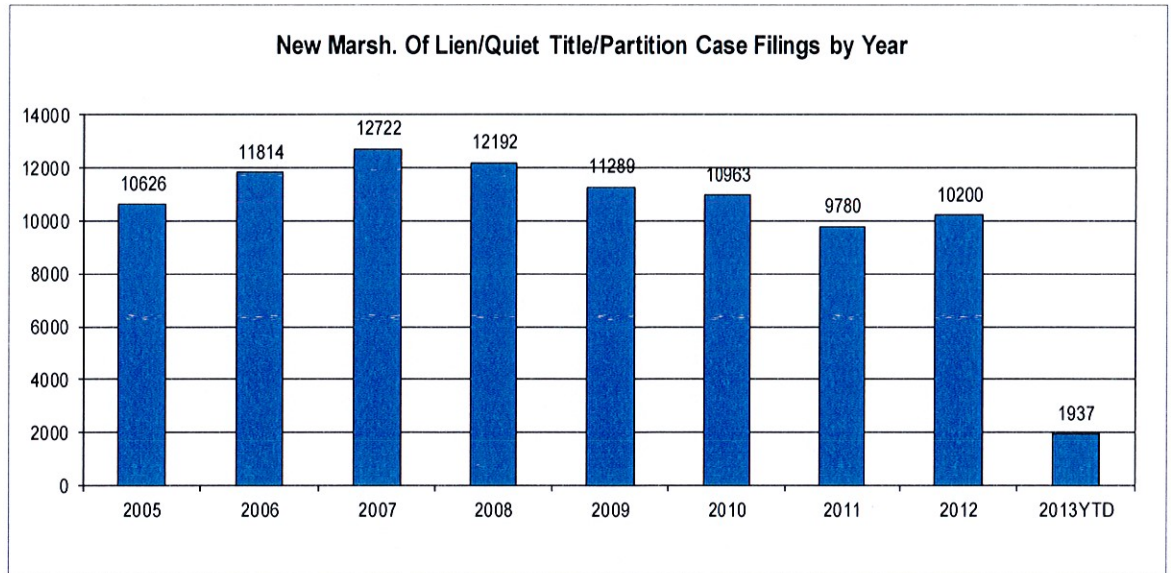
1. Total New Judicial Foreclosure Filings from 1995 – 2013 by year
2. Total New Marsh of Lien/Quiet Title/Partition Filings from 2011 – 2013 by month
3. Total New Tax Lien & Tax Certificate Filings for 2011 – 2013 by month
4. Total New Judicial Foreclosure Filings from 2011 – 2013 by month



CUYAHOGA COUNTY COMMON PLEAS COURT

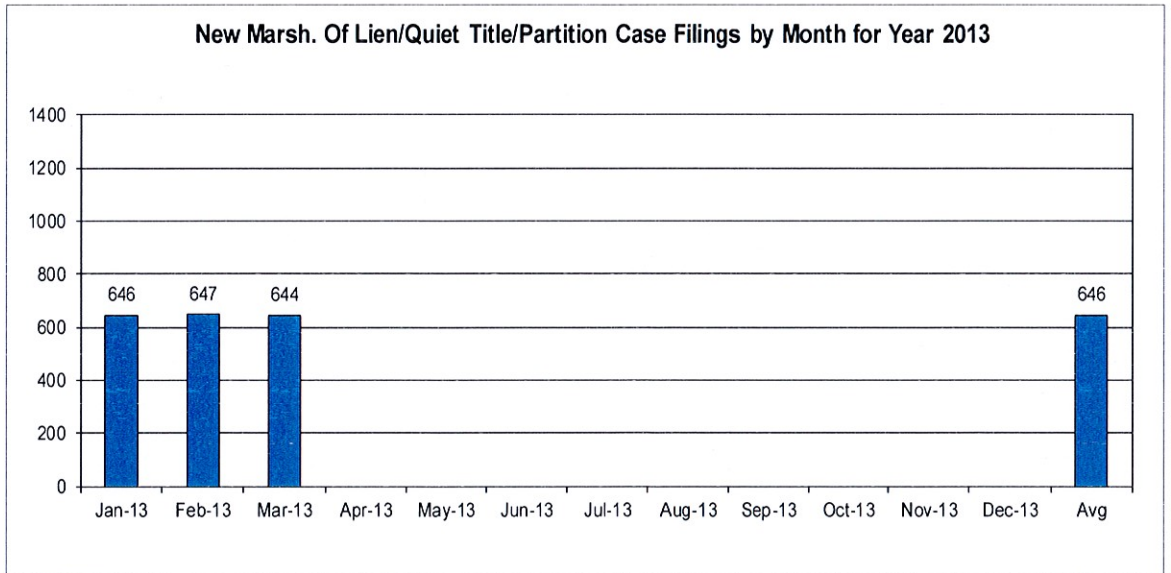
New Marsh of Lien/Quiet Title/Partition Case Filings for Years 2005 – 2013 YTD

Year	# Filings
2005	10626
2006	11814
2007	12722
2008	12192
2009	11289
2010	10963
2011	9780
2012	10200
2013YTD	1937



New Marsh of Lien/Quiet Title/Partition Case Filings by month for 2013 YTD

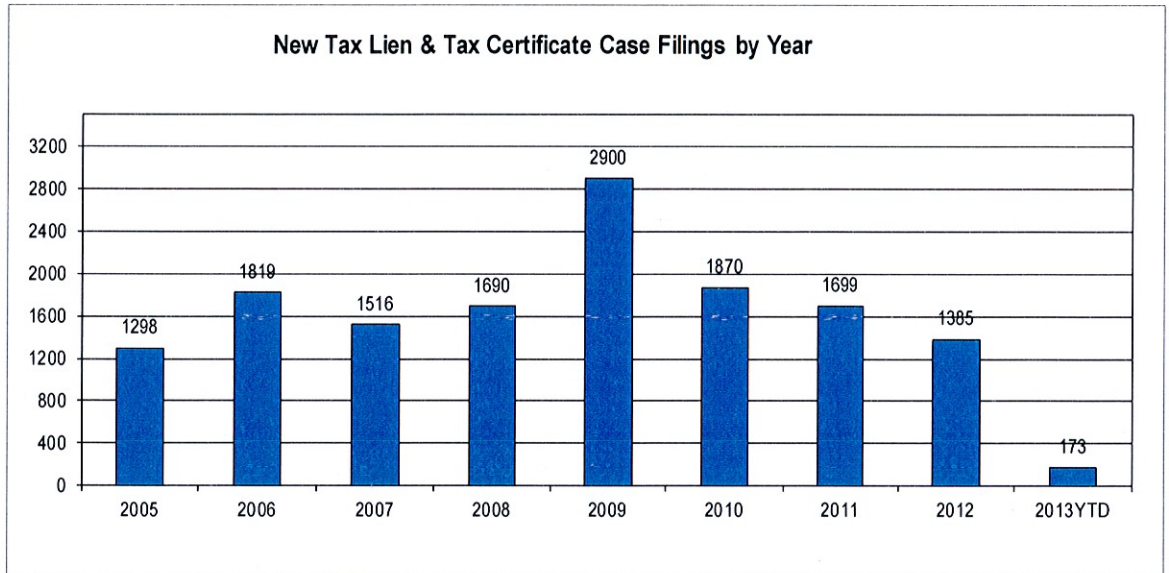
Month	# Filings
Jan-13	646
Feb-13	647
Mar-13	644
Apr-13	
May-13	
Jun-13	
Jul-13	
Aug-13	
Sep-13	
Oct-13	
Nov-13	
Dec-13	
Avg	646



CUYAHOGA COUNTY COMMON PLEAS COURT


New Tax Lien & Certificate Filings for Years 2005 – 2013 YTD

Year	# Filings
2005	1298
2006	1819
2007	1516
2008	1690
2009	2900
2010	1870
2011	1699
2012	1385
2013YTD	173



New Tax Lien & Certificate Filings by Month for Year 2013 YTD

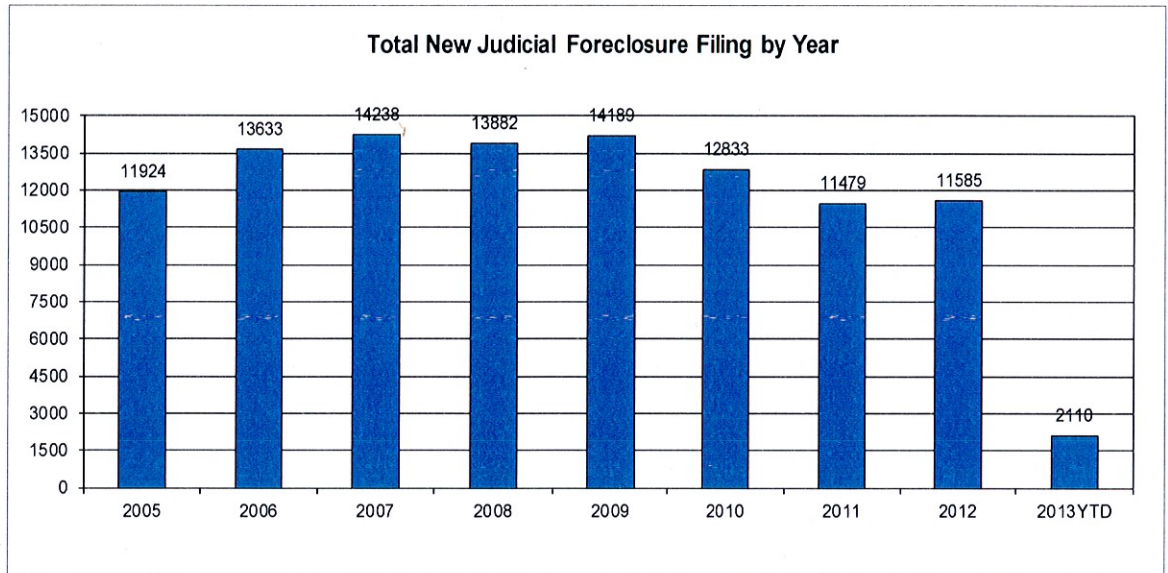
Month	# Filings
Jan-13	90
Feb-13	64
Mar-13	19
Apr-13	
May-13	
Jun-13	
Jul-13	
Aug-13	
Sep-13	
Oct-13	
Nov-13	
Dec-13	
Avg	58
Total	173



CUYAHOGA COUNTY COMMON PLEAS COURT

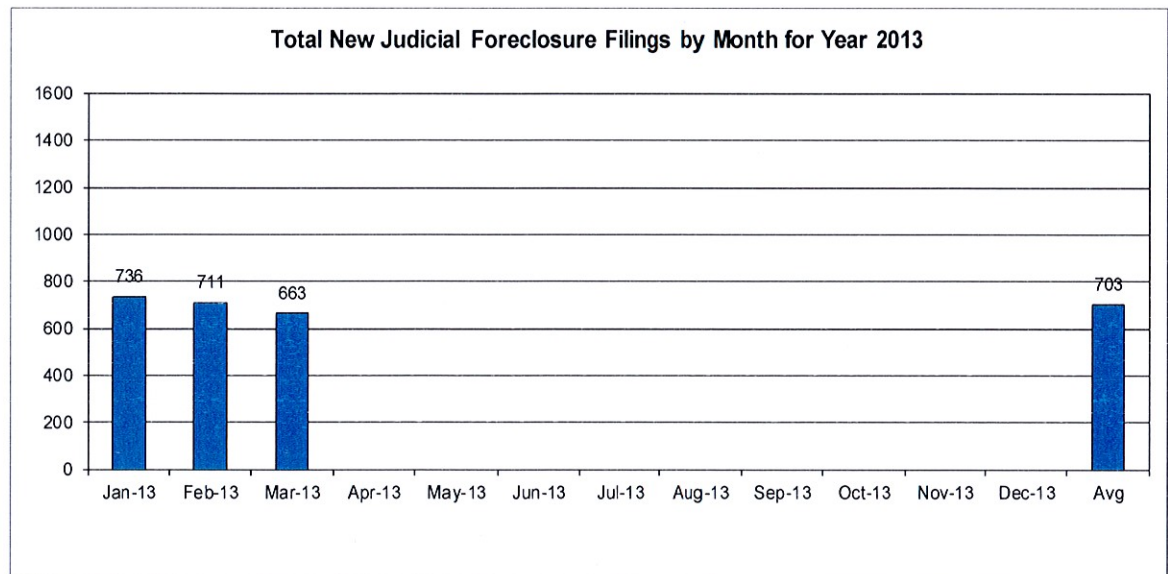
Total New Judicial Foreclosure Filings Years 2005 – 2013 YTD

Year	# Filings
2005	11924
2006	13633
2007	14238
2008	13882
2009	14189
2010	12833
2011	11479
2012	11585
2013YTD	2110



Total New Judicial Foreclosure Filings by Month for Year 2013 YTD

Month	# Filings
Jan-13	736
Feb-13	711
Mar-13	663
Apr-13	
May-13	
Jun-13	
Jul-13	
Aug-13	
Sep-13	
Oct-13	
Nov-13	
Dec-13	
Avg	703
Total	2110



Magistrate's Monthly Reports

The Magistrates' Monthly Report consists of 5 reports. Below is a description of each.

Magistrate's Monthly Supplemental Journal Entry Report (R415)

Retrieves total number of supplemental entries and Decrees of Confirmation of Sheriff's sale created during a specific period. A supplemental entry is any journal created by a magistrate, which does not close out a case. For example, any magistrate's order (MG) setting a hearing, any journal entry (JE) ruling on a motion, journals confirming Sheriff's sales, etc.).

Magistrate's Full Disposition Count by Magistrate Report (R413)

Retrieves total number of cases disposed of during a specific period. The dispositions are grouped by Magistrate and then broken down by the type of disposition (i. e. Default, Dismissed with Prejudice, Dismissed without Prejudice, etc.) This report can be printed three different ways. Including tax cases (Full Dispositions), excluding tax cases (Non-Tax Dispositions), and Tax cases only (Tax Dispositions).

Magistrate's Monthly Cases Referred/Reinstated Report (R418)

Retrieves newly filed cases referred to the Magistrates Dept. and cases previously disposed by the Magistrates Dept. that are reinstated and re-referred to the magistrates. The cases are separated by Tax (filing code 1465; Tax Judicial Foreclosure & 1466; Tax Certificate Judicial Foreclosure) and Non-Tax (1460; Judicial Foreclosure Marsh. Of Lien, 1480; Partition, 1470; Quiet Title, misc. (i. e. 1391; Contract Other, etc.).

Magistrate's Monthly Hearing Totals Report (R3146)

Retrieves total number of hearings held during one month. The hearings are grouped by Magistrate and then broken down by what type hearing was held (i. e. Default, Pretrial, etc.).

Magistrate's Monthly Case Load Report (R3147)

Retrieves individual caseload totals for individual magistrates during a specific period. The cases are grouped by magistrate and then broken down by case type (i. e. tax judicial foreclosure, tax certificate judicial foreclosure and non-tax judicial foreclosure).

CUYAHOGA COUNTY COURT OF COMMON PLEAS

DATE: 04/08/2013
TIME: 8:57 AM

OFFICE OF THE MAGISTRATES
MAGISTRATE'S MONTHLY SUPPLEMENTALS BY CASE
REPORTING PERIOD: MARCH 2013

PAGE: 1
CMSR415D

SUPPLEMENTALS

AUGUSTYN	342
BAKER	492
BUCHA	322
CUTHBERT	440
DYKE	277
GAUNTNER	513
GONZALEZ	328
HIPPLEY	332
JACKSON	373
KLEIN	250
LUCAS	176
OLSZTYN	527
VOZAR	216
WEISS	222
UNACCOUNTED FOR	0

TOTAL 4810

CONFIRMATIONS

TOTAL 300

CUYAHOGA COUNTY COURT OF COMMON PLEAS
OFFICE OF THE MAGISTRATES
Full Disposition Count by Magistrate
REPORTING PERIOD: FROM 03/01/2013 TO 03/31/2013

ATE: 04/08/2013
IME: 9:00 AM

PAGE: 1
CMSR413

MagID	Dispose Type	Tax Cert.	Tax Treas.	Total		
KCA					Decrees	521
	Bank	0	0	5	Defaults	400
	Def	0	0	34	Other	120
	Dism	1	0	44	Court Trial	1
	Ref. Vacate	0	0	0	Dismissals	419
	Court Trial	0	0	0	Bankruptcy	40
	Other	0	0	3	Ref. Vacated	0
	<u>MAG'S TOTAL</u>	1	0	<u>86</u>	Grand Total	980
GDB						
	Bank	0	0	2		
	Def	0	0	60		
	Dism	1	0	42		
	Ref. Vacate	0	0	0		
	Court Trial	0	0	0		
	Other	0	0	17		
	<u>MAG'S TOTAL</u>	1	0	<u>121</u>		
SMB						
	Bank	0	0	0		
	Def	0	0	10		
	Dism	0	0	18		
	Ref. Vacate	0	0	0		
	Court Trial	0	0	0		
	Other	0	0	2		
	<u>MAG'S TOTAL</u>	0	0	<u>30</u>		
ARC						
	Bank	0	0	3		
	Def	0	0	37		
	Dism	0	0	37		
	Ref. Vacate	0	0	0		
	Court Trial	0	0	0		
	Other	0	0	4		
	<u>MAG'S TOTAL</u>	0	0	<u>81</u>		
JTD						
	Bank	0	0	2		
	Def	0	0	19		
	Dism	0	0	29		
	Ref. Vacate	0	0	0		
	Court Trial	0	0	0		
	Other	1	2	11		
	<u>MAG'S TOTAL</u>	1	2	<u>61</u>		
TMG						
	Bank	0	0	6		
	Def	0	0	32		
	Dism	0	0	25		
	Ref. Vacate	0	0	0		
	Court Trial	0	0	0		
	Other	0	0	11		
	<u>MAG'S TOTAL</u>	0	0	<u>74</u>		
TG						
	Bank	0	0	2		
	Def	0	0	31		
	Dism	0	0	25		
	Ref. Vacate	0	0	0		
	Court Trial	0	0	0		
	Other	0	0	9		
	<u>MAG'S TOTAL</u>	0	0	<u>67</u>		
KH						
	Bank	0	0	3		
	Def	0	0	32		

CUYAHOGA COUNTY COURT OF COMMON PLEAS
OFFICE OF THE MAGISTRATES
Full Disposition Count by Magistrate
REPORTING PERIOD: FROM 03/01/2013 TO 03/31/2013

DATE: 04/08/2013
TIME: 9:00 AM

PAGE: 2
CMSR413

MagID	Dispose Type	Tax Cert.	Tax Treas.	Total
	Dism	0	0	27
	Ref. Vacate	0	0	0
	Court Trial	0	0	0
	Other	0	0	15
	<u>MAG'S TOTAL</u>	0	0	<u>77</u>
<hr/>				
JLJ	Bank	0	0	6
	Def	0	0	46
	Dism	0	0	36
	Ref. Vacate	0	0	0
	Court Trial	0	0	0
	Other	0	0	11
	<u>MAG'S TOTAL</u>	0	0	<u>99</u>
<hr/>				
MK	Bank	0	0	1
	Def	0	0	33
	Dism	0	0	27
	Ref. Vacate	0	0	0
	Court Trial	0	0	0
	Other	0	0	4
	<u>MAG'S TOTAL</u>	0	0	<u>65</u>
<hr/>				
PL	Bank	1	3	4
	Def	2	0	2
	Dism	17	3	21
	Ref. Vacate	0	0	0
	Court Trial	1	0	1
	Other	2	8	10
	<u>MAG'S TOTAL</u>	23	14	<u>38</u>
<hr/>				
CEO	Bank	0	0	2
	Def	0	0	27
	Dism	1	0	36
	Ref. Vacate	0	0	0
	Court Trial	0	0	0
	Other	0	0	9
	<u>MAG'S TOTAL</u>	1	0	<u>74</u>
<hr/>				
TJV	Bank	0	0	1
	Def	0	0	33
	Dism	0	0	17
	Ref. Vacate	0	0	0
	Court Trial	0	0	0
	Other	0	2	2
	<u>MAG'S TOTAL</u>	0	2	<u>53</u>
<hr/>				
CW	Bank	0	2	3
	Def	4	0	4
	Dism	28	5	35
	Ref. Vacate	0	0	0
	Court Trial	0	0	0
	Other	0	12	12
	<u>MAG'S TOTAL</u>	32	19	<u>54</u>

CUYAHOGA COUNTY COURT OF COMMON PLEAS

DATE: 04/08/2013
 TIME: 09:01 AM

OFFICE OF THE MAGISTRATES
 MAGISTRATE'S MONTHLY REF/REIN CASES
 FROM 03/01/2013 TO 03/31/2013

CMSR418

MAGISTRATE	NEW REFERRALS				REINSTATED			
	Tax Treas.	Tax Cert.	Non-Tax	Total	Tax Treas.	Tax Cert.	Non-Tax	Total
<u>AUGUSTYN/KEVIN/C</u>	0	0	31	31	0	0	6	6
<u>BAKER/GAIL/D</u>	0	0	55	55	0	0	10	10
<u>BUCHA/STEPHEN/M</u>	0	0	25	25	0	0	1	1
<u>CUTHBERT/AMY/R</u>	0	0	55	55	0	0	1	1
<u>DYKE/JOHN/T</u>	0	0	40	40	0	0	3	3
<u>GAUNTNER/TIMOTHY/M</u>	0	0	41	41	0	0	9	9
<u>GONZALEZ/TRACEY/</u>	0	0	52	52	0	0	9	9
<u>HIPPLEY/KEVIN/</u>	0	0	58	58	0	0	6	6
<u>JACKSON/JIM/L</u>	0	0	53	53	0	0	3	3
<u>KLEIN/MONICA/</u>	0	0	33	33	0	0	2	2
<u>LUCAS/PAUL/</u>	12	0	5	17	1	0	0	1
<u>OLSZTYN/CHRISTOPHER/E</u>	0	0	47	47	0	0	8	8
<u>VOZAR/THOMAS/J</u>	0	0	43	43	0	0	2	2
<u>WEISS/CAROL/</u>	13	0	18	31	1	0	0	1
<u>TOTAL</u>	25	0	556	581	2	0	60	62
<u>COMBINED TOTAL</u>	643							

CUYAHOGA COUNTY COURT OF COMMON PLEAS

OFFICE OF THE MAGISTRATES

MAG MONTHLY HEARING TOTALS

Reporting Period: March 2013

DATE: 04/08/2013
TIME: 09:02 AM

PAGE: 1
CMSR3146

Monthly Hearing Total 857

AUGUSTYN
 Default Hearings 49
 Tax Hearings 0
 Pretrials 9

 TOTAL: 58

BAKER
 Default Hearings 49
 Tax Hearings 0
 Pretrials 4

 TOTAL: 53

BUCHA
 Default Hearings 31
 Tax Hearings 0
 Pretrials 27

 TOTAL: 58

CUTHBERT
 Default Hearings 64
 Tax Hearings 0
 Pretrials 25

 TOTAL: 89

DYKE
 Default Hearings 22
 Tax Hearings 0
 Pretrials 1

 TOTAL: 23

GAUNTNER
 Default Hearings 73
 Tax Hearings 0
 Pretrials 17

 TOTAL: 90

GONZALEZ
 Default Hearings 66
 Tax Hearings 0
 Pretrials 3

 TOTAL: 69

HIPPLEY
 Default Hearings 84
 Tax Hearings 0
 Pretrials 5

 TOTAL: 89

JACKSON
 Default Hearings 53
 Tax Hearings 0
 Pretrials 15

 TOTAL: 68

KLEIN
 Default Hearings 46
 Tax Hearings 0
 Pretrials 13

 TOTAL: 59

CUYAHOGA COUNTY COURT OF COMMON PLEAS

OFFICE OF THE MAGISTRATES

MAG MONTHLY HEARING TOTALS

Reporting Period: March 2013

DATE: 04/08/2013
TIME: 09:02 AM

PAGE: 2
CMSR3146

TOTAL:	59
LUCAS	
Default Hearings	1
Tax Hearings	26
Pretrials	17
<hr/>	
TOTAL:	44
OLSZTYN	
Default Hearings	62
Tax Hearings	0
Pretrials	3
<hr/>	
TOTAL:	65
VOZAR	
Default Hearings	42
Tax Hearings	0
Pretrials	10
<hr/>	
TOTAL:	52
WEISS	
Default Hearings	5
Tax Hearings	27
Pretrials	8
<hr/>	
TOTAL:	40

DATE: 04/08/2013
 TIME: 9:03 AM

Office of the Magistrates
 Magistrate's Monthly Case Load
 MONTH: MARCH 2013

Magistrate Name	Non Tax Total	Tax Cert.	Tax Treas.	Total Tax	Total Cases
AUGUSTYN	287	26	0	26	313
BAKER	619	32	0	32	651
BUCHA	343	32	0	32	375
CUTHBERT	645	34	0	34	679
DYKE	447	44	8	52	499
GAUNTNER	500	24	0	24	524
GONZALEZ	627	36	0	36	663
HIPPLEY	718	36	0	36	754
JACKSON	657	31	0	31	688
KLEIN	393	23	0	23	416
LUCAS	55	237	345	582	637
OLSZTYN	519	34	0	34	553
VOZAR	540	47	23	70	610
WEISS	104	222	244	466	570
Non Tax Total:	6454	Cert. Tax Total: 858	Tax Treas. Total: 620	Total Tax: 1478	Total Cases: 7932

Report CMSR1062 - Judicial Foreclosure Statistics by Judge

Report CMSR1062 provides a list of judicial foreclosure case activity for each Judge. The report identifies how many cases were pending at the beginning of the period. The new cases filed and cases that were transferred in or reactivated are added to the number pending at the beginning of the period. It then shows the type and number of terminations for the period. The total terminations are subtracted from the total pending which provides the pending at the end of the period.

CUYAHOGA COUNTY COURT OF COMMON PLEAS

Foreclosure Statistics by Judge

DATE: 04/08/2013
TIME: 09:02 AM

Reporting Period: March 2013

Judge							
AMBROSE, DICK							
Pending at Beg of Period			New Cases Filed		Cases Transferred In / Reactivated		Total
206			21		9		236
Terminations							
Bankruptcy	0	Default	RefVacated	Court Trial	Dismiss	Other	Total
		8	0	0	13	11	32
Total Pending at End of Period							204
ASTRAB, MICHAEL							
Pending at Beg of Period			New Cases Filed		Cases Transferred In / Reactivated		Total
242			17		13		272
Terminations							
Bankruptcy	2	Default	RefVacated	Court Trial	Dismiss	Other	Total
		21	0	0	18	13	54
Total Pending at End of Period							218
BARKER, PAMELA A							
Pending at Beg of Period			New Cases Filed		Cases Transferred In / Reactivated		Total
243			25		11		279
Terminations							
Bankruptcy	3	Default	RefVacated	Court Trial	Dismiss	Other	Total
		17	0	0	10	18	48
Total Pending at End of Period							231
BURNSIDE, JANET R							
Pending at Beg of Period			New Cases Filed		Cases Transferred In / Reactivated		Total
236			18		8		262
Terminations							
Bankruptcy	2	Default	RefVacated	Court Trial	Dismiss	Other	Total
		15	0	0	13	11	41
Total Pending at End of Period							221
CALABRESE, DEENA R							
Pending at Beg of Period			New Cases Filed		Cases Transferred In / Reactivated		Total
218			19		11		248
Terminations							
Bankruptcy	1	Default	RefVacated	Court Trial	Dismiss	Other	Total
		13	0	0	12	14	40
Total Pending at End of Period							208
CLANCY, MAUREEN							
Pending at Beg of Period			New Cases Filed		Cases Transferred In / Reactivated		Total
236			23		14		273
Terminations							
Bankruptcy	1	Default	RefVacated	Court Trial	Dismiss	Other	Total
		15	0	0	12	13	41
Total Pending at End of Period							232
COLLIER-WILLIAMS, CASSANDRA							
Pending at Beg of Period			New Cases Filed		Cases Transferred In / Reactivated		Total
260			22		13		295
Terminations							
Bankruptcy	5	Default	RefVacated	Court Trial	Dismiss	Other	Total
		17	0	0	16	11	49
Total Pending at End of Period							246
CORRIGAN, BRIAN J							

CUYAHOGA COUNTY COURT OF COMMON PLEAS

Foreclosure Statistics by Judge

DATE: 04/08/2013
TIME: 09:02 AM

Reporting Period: March 2013

PAGE: 2
CMSR1062

Judge							
	Pending at Beg of Period		New Cases Filed	Cases Transferred In / Reactivated			Total
	229		25	15			269
Terminations	Bankruptcy	Default	RefVacated	Court Trial	Dismiss	Other	Total
	1	4	0	0	9	11	25
Total Pending at End of Period							244
CORRIGAN, PETER J							
	Pending at Beg of Period		New Cases Filed	Cases Transferred In / Reactivated			Total
	193		17	15			225
Terminations	Bankruptcy	Default	RefVacated	Court Trial	Dismiss	Other	Total
	1	3	0	0	12	8	24
Total Pending at End of Period							201
DONNELLY, MICHAEL P							
	Pending at Beg of Period		New Cases Filed	Cases Transferred In / Reactivated			Total
	259		25	12			296
Terminations	Bankruptcy	Default	RefVacated	Court Trial	Dismiss	Other	Total
	0	8	0	0	9	19	36
Total Pending at End of Period							260
FRIEDLAND, CAROLYN B							
	Pending at Beg of Period		New Cases Filed	Cases Transferred In / Reactivated			Total
	166		21	9			196
Terminations	Bankruptcy	Default	RefVacated	Court Trial	Dismiss	Other	Total
	0	4	0	0	7	8	19
Total Pending at End of Period							177
FRIEDMAN, STUART A							
	Pending at Beg of Period		New Cases Filed	Cases Transferred In / Reactivated			Total
	271		21	11			303
Terminations	Bankruptcy	Default	RefVacated	Court Trial	Dismiss	Other	Total
	1	9	0	0	9	18	37
Total Pending at End of Period							266
FUERST, NANCY A							
	Pending at Beg of Period		New Cases Filed	Cases Transferred In / Reactivated			Total
	141		14	6			161
Terminations	Bankruptcy	Default	RefVacated	Court Trial	Dismiss	Other	Total
	0	10	0	0	3	5	18
Total Pending at End of Period							143
GALL, STEVEN E							
	Pending at Beg of Period		New Cases Filed	Cases Transferred In / Reactivated			Total
	207		17	15			239
Terminations	Bankruptcy	Default	RefVacated	Court Trial	Dismiss	Other	Total
	2	10	0	1	12	19	44
Total Pending at End of Period							195
GALLAGHER, EILEEN T							

CUYAHOGA COUNTY COURT OF COMMON PLEAS

Foreclosure Statistics by Judge

DATE: 04/08/2013
TIME: 09:02 AM

Reporting Period: March 2013

Judge							
	Pending at Beg of Period		New Cases Filed	Cases Transferred In / Reactivated			Total
	199		0	0			199
Terminations	Bankruptcy	Default	RefVacated	Court Trial	Dismiss	Other	Total
	0	0	0	0	0	199	199
Total Pending at End of Period							0
GALLAGHER, HOLLIE L							
	Pending at Beg of Period		New Cases Filed	Cases Transferred In / Reactivated			Total
	205		21	14			240
Terminations	Bankruptcy	Default	RefVacated	Court Trial	Dismiss	Other	Total
	1	16	0	0	18	9	44
Total Pending at End of Period							196
GAUL, DANIEL							
	Pending at Beg of Period		New Cases Filed	Cases Transferred In / Reactivated			Total
	290		24	13			327
Terminations	Bankruptcy	Default	RefVacated	Court Trial	Dismiss	Other	Total
	0	16	0	0	12	9	37
Total Pending at End of Period							290
JACKSON, MICHAEL E							
	Pending at Beg of Period		New Cases Filed	Cases Transferred In / Reactivated			Total
	247		20	10			277
Terminations	Bankruptcy	Default	RefVacated	Court Trial	Dismiss	Other	Total
	0	14	0	0	8	10	32
Total Pending at End of Period							245
MASON, LANCE T							
	Pending at Beg of Period		New Cases Filed	Cases Transferred In / Reactivated			Total
	263		22	5			290
Terminations	Bankruptcy	Default	RefVacated	Court Trial	Dismiss	Other	Total
	1	18	0	0	11	12	42
Total Pending at End of Period							248
MATIA, DAVID T							
	Pending at Beg of Period		New Cases Filed	Cases Transferred In / Reactivated			Total
	235		18	15			268
Terminations	Bankruptcy	Default	RefVacated	Court Trial	Dismiss	Other	Total
	1	15	0	0	10	14	40
Total Pending at End of Period							228
MCCLELLAND, ROBERT C							
	Pending at Beg of Period		New Cases Filed	Cases Transferred In / Reactivated			Total
	185		18	15			218
Terminations	Bankruptcy	Default	RefVacated	Court Trial	Dismiss	Other	Total
	2	15	0	0	26	9	52
Total Pending at End of Period							166
MCCORMICK, TIMOTHY							

CUYAHOGA COUNTY COURT OF COMMON PLEAS

DATE: 04/08/2013
TIME: 09:02 AM

Foreclosure Statistics by Judge
Reporting Period: March 2013

PAGE: 4
CMSR1062

Judge							
	Pending at Beg of Period		New Cases Filed		Cases Transferred In / Reactivated		Total
	201		17		11		229
Terminations							
	Bankruptcy	Default	RefVacated	Court Trial	Dismiss	Other	Total
	3	19	0	0	23	10	55
	Total Pending at End of Period						174
MCDONNELL, NANCY R							
	Pending at Beg of Period		New Cases Filed		Cases Transferred In / Reactivated		Total
	216		19		11		246
Terminations							
	Bankruptcy	Default	RefVacated	Court Trial	Dismiss	Other	Total
	3	6	0	0	11	11	31
	Total Pending at End of Period						215
MCMONAGLE, RICHARD J							
	Pending at Beg of Period		New Cases Filed		Cases Transferred In / Reactivated		Total
	139		5		6		150
Terminations							
	Bankruptcy	Default	RefVacated	Court Trial	Dismiss	Other	Total
	0	3	0	0	10	2	15
	Total Pending at End of Period						135
O'DONNELL, JOHN P							
	Pending at Beg of Period		New Cases Filed		Cases Transferred In / Reactivated		Total
	190		5		4		199
Terminations							
	Bankruptcy	Default	RefVacated	Court Trial	Dismiss	Other	Total
	1	7	0	0	3	4	15
	Total Pending at End of Period						184
RUSSO, JOHN J							
	Pending at Beg of Period		New Cases Filed		Cases Transferred In / Reactivated		Total
	218		19		16		253
Terminations							
	Bankruptcy	Default	RefVacated	Court Trial	Dismiss	Other	Total
	2	9	0	0	14	4	29
	Total Pending at End of Period						224
RUSSO, JOSEPH D							
	Pending at Beg of Period		New Cases Filed		Cases Transferred In / Reactivated		Total
	240		32		11		283
Terminations							
	Bankruptcy	Default	RefVacated	Court Trial	Dismiss	Other	Total
	0	13	0	0	19	8	40
	Total Pending at End of Period						243
RUSSO, MICHAEL J							
	Pending at Beg of Period		New Cases Filed		Cases Transferred In / Reactivated		Total
	251		21		7		279
Terminations							
	Bankruptcy	Default	RefVacated	Court Trial	Dismiss	Other	Total
	1	12	0	0	14	9	36
	Total Pending at End of Period						243
RUSSO, NANCY MARGARET							

CUYAHOGA COUNTY COURT OF COMMON PLEAS

Foreclosure Statistics by Judge

DATE: 04/08/2013
TIME: 09:02 AM

Reporting Period: March 2013

Judge							
	Pending at Beg of Period		New Cases Filed	Cases Transferred In / Reactivated			Total
	142		17	17			176
Terminations	Bankruptcy	Default	RefVacated	Court Trial	Dismiss	Other	Total
	1	5	0	0	13	18	37
Total Pending at End of Period							139
SAFFOLD, SHIRLEY STRICKLAND							
	Pending at Beg of Period		New Cases Filed	Cases Transferred In / Reactivated			Total
	290		19	14			323
Terminations	Bankruptcy	Default	RefVacated	Court Trial	Dismiss	Other	Total
	1	28	0	0	17	22	68
Total Pending at End of Period							255
SHEEHAN, BRENDAN J							
	Pending at Beg of Period		New Cases Filed	Cases Transferred In / Reactivated			Total
	160		22	12			194
Terminations	Bankruptcy	Default	RefVacated	Court Trial	Dismiss	Other	Total
	1	18	0	0	10	8	37
Total Pending at End of Period							157
SUTULA, JOHN D							
	Pending at Beg of Period		New Cases Filed	Cases Transferred In / Reactivated			Total
	289		20	8			317
Terminations	Bankruptcy	Default	RefVacated	Court Trial	Dismiss	Other	Total
	2	15	0	0	17	13	47
Total Pending at End of Period							270
SUTULA, KATHLEEN ANN							
	Pending at Beg of Period		New Cases Filed	Cases Transferred In / Reactivated			Total
	164		22	11			197
Terminations	Bankruptcy	Default	RefVacated	Court Trial	Dismiss	Other	Total
	1	10	0	0	11	15	37
Total Pending at End of Period							160
SYNENBERG, JOAN							
	Pending at Beg of Period		New Cases Filed	Cases Transferred In / Reactivated			Total
	0		17	211			228
Terminations	Bankruptcy	Default	RefVacated	Court Trial	Dismiss	Other	Total
	1	6	0	0	15	19	41
Total Pending at End of Period							187
VILLANUEVA, JOSE A							
	Pending at Beg of Period		New Cases Filed	Cases Transferred In / Reactivated			Total
	253		22	11			286
Terminations	Bankruptcy	Default	RefVacated	Court Trial	Dismiss	Other	Total
	1	13	0	0	13	7	34
Total Pending at End of Period							252

Monthly Summary

MONTHLY SUMMARY

March 2013

NAME	PEND	ASSIGNED			TRIALS						DISP	PENDING				+ -
		CV	CR	TOT	JURY			COURT				CV	FR	CR	TOT	
Dick Ambrose	571	63	39	102	1	3	4	0	0	0	135	211	204	123	538	+ 33
Michael K. Astrab	578	68	36	104	1	0	1	0	0	0	127	220	218	117	555	+ 23
Pamela A. Barker	612	64	49	113	1	1	2	0	0	0	136	238	231	120	589	+ 23
Janet R. Burnside	596	59	35	94	0	0	0	1	0	1	104	238	221	127	586	+ 10
Deena R. Calabrese	581	66	49	115	1	0	1	0	0	0	128	229	208	131	568	+ 13
Maureen Clancy	522	68	31	99	0	2	2	1	0	1	114	201	232	74	507	+ 15
Cassandra Collier-Willia	552	64	33	97	0	0	0	0	0	0	109	225	238	77	540	+ 12
Brian J. Corrigan	627	68	52	120	0	1	1	1	1	2	111	266	244	126	636	- 9
Peter J. Corrigan	534	70	45	115	1	0	1	0	0	0	97	235	200	117	552	- 18
Michael P. Donnelly	563	69	24	93	2	1	3	0	0	0	113	214	260	69	543	+ 20
Carolyn B. Friedland	533	63	28	91	1	0	1	0	0	0	76	232	177	139	548	- 15
Stuart A. Friedman	610	63	34	97	0	0	0	0	2	2	136	199	266	106	571	+ 39
Nancy A. Fuerst	285	37	11	48	0	1	1	0	0	0	61	97	143	32	272	+ 13
Steven E. Gall	516	64	39	103	0	1	1	0	0	0	128	195	179	117	491	+ 25
Hollie L. Gallagher	477	69	45	114	0	0	0	0	0	0	116	207	196	72	475	+ 2
Daniel Gaul	657	67	26	93	0	0	0	0	0	0	110	257	290	93	640	+ 17
Michael E Jackson	628	55	37	92	0	0	0	0	1	1	72	255	234	159	648	- 20
Lance T. Mason	608	62	30	92	0	0	0	0	0	0	128	223	248	101	572	+ 36
David T. Matia	484	68	24	92	0	0	0	0	0	0	96	210	228	42	480	+ 4
Robert C. McClelland	617	69	43	112	1	0	1	0	1	1	129	273	166	161	600	+ 17
Timothy McCormick	478	62	34	96	0	0	0	0	0	0	111	209	176	78	463	+ 15
Nancy R. McDonnell	494	61	26	87	0	0	0	0	0	0	107	185	215	74	474	+ 20
Richard J. McMonagle	558	56	14	70	0	0	0	3	0	3	90	358	135	45	538	+ 20
John P. O'Donnell	541	57	13	70	0	0	0	0	0	0	64	297	184	66	547	- 6
John J. Russo	473	70	32	102	0	0	0	0	0	0	94	182	224	75	481	- 8
Joseph D. Russo	629	66	39	105	0	2	2	0	0	0	130	225	241	138	604	+ 25
Michael J. Russo	534	61	27	88	0	0	0	1	0	1	100	199	243	80	522	+ 12
Nancy Margaret Russo	358	67	30	97	1	0	1	0	0	0	108	134	138	75	347	+ 11
Shirley Strickland Saffold	689	70	52	122	1	3	4	0	1	1	160	216	255	180	651	+ 38
Brendan J. Sheehan	388	65	28	93	1	1	2	0	0	0	110	154	157	60	371	+ 17
John D. Sutula	644	66	53	119	1	0	1	0	0	0	131	248	269	115	632	+ 12
Kathleen Ann Sutula	460	72	54	126	0	0	0	0	0	0	124	191	160	111	462	- 2
Joan Synenberg	533	55	49	104	0	0	0	0	0	0	106	211	180	140	531	+ 2
José A. Villanueva	691	67	32	99	0	1	1	0	1	1	104	280	252	154	686	+ 5
TOTALS	18621	2171	1193	3364	13	17	30	7	7	14	3765	7514	7212	3494	18220	+ 401

Year to Date Summary

SUMMARY FOR THE COURT

January - March 2013

NAME	PEND	ASSIGNED			TRIALS						DISP	PENDING				+	-
		CV	CR	TOT	JURY			COURT				CV	FR	CR	TOT		
Dick Ambrose	551	208	126	334	1	4	5	0	0	0	347	211	204	123	538	+ 13	
Michael K. Astrab	604	210	102	312	1	2	3	0	2	2	361	220	218	117	555	+ 49	
Pamela A. Barker	653	213	116	329	1	2	3	0	0	0	393	238	231	120	589	+ 64	
Janet R. Burnside	554	206	133	339	0	1	1	1	1	2	307	238	221	127	586	- 32	
Deena R. Calabrese	629	216	110	326	3	0	3	0	1	1	387	229	208	131	568	+ 61	
Maureen Clancy	574	203	93	296	0	3	3	2	0	2	363	201	232	74	507	+ 67	
Cassandra Collier-Willia	557	193	76	269	0	0	0	0	1	1	286	225	238	77	540	+ 17	
Brian J. Corrigan	641	203	136	339	1	1	2	1	1	2	344	266	244	126	636	+ 5	
Peter J. Corrigan	583	219	97	316	1	2	3	0	0	0	347	235	200	117	552	+ 31	
Michael P. Donnelly	545	220	92	312	2	1	3	0	1	1	314	214	260	69	543	+ 2	
Carolyn B. Friedland	618	216	99	315	2	0	2	0	1	1	385	232	177	139	548	+ 70	
Stuart A. Friedman	605	208	120	328	0	0	0	0	5	5	362	199	266	106	571	+ 34	
Nancy A. Fuerst	253	107	70	177	0	1	1	0	1	1	158	97	143	32	272	- 19	
Steven E. Gall	547	203	93	296	2	1	3	0	0	0	352	195	179	117	491	+ 56	
Hollie L. Gallagher	517	220	87	307	1	2	3	0	1	1	349	207	196	72	475	+ 42	
Daniel Gaul	704	204	75	279	0	2	2	0	0	0	343	257	290	93	640	+ 64	
Michael E Jackson	602	187	104	291	0	0	0	0	1	1	245	255	234	159	648	- 46	
Lance T. Mason	623	206	105	311	2	1	3	0	0	0	362	223	248	101	572	+ 51	
David T. Matia	514	216	73	289	0	0	0	2	0	2	323	210	228	42	480	+ 34	
Robert C. McClelland	636	213	127	340	2	0	2	0	2	2	376	273	166	161	600	+ 36	
Timothy McCormick	527	207	89	296	0	1	1	0	2	2	360	209	176	78	463	+ 64	
Nancy R. McDonnell	520	198	101	299	1	1	2	0	0	0	345	185	215	74	474	+ 46	
Richard J. McMonagle	620	184	52	236	1	0	1	3	0	3	318	358	135	45	538	+ 82	
John P. O'Donnell	542	184	42	226	1	2	3	0	0	0	221	297	184	66	547	- 5	
John J. Russo	501	221	96	317	0	1	1	0	1	1	337	182	224	75	481	+ 20	
Joseph D. Russo	653	208	111	319	2	2	4	0	1	1	368	225	241	138	604	+ 49	
Michael J. Russo	524	206	95	301	1	1	2	1	0	1	303	199	243	80	522	+ 2	
Nancy Margaret Russo	331	225	107	332	1	1	2	0	1	1	316	134	138	75	347	- 16	
Shirley Strickland Saffold	703	205	131	336	1	3	4	0	1	1	388	216	255	180	651	+ 52	
Brendan J. Sheehan	420	208	88	296	2	2	4	2	1	3	345	154	157	60	371	+ 49	
John D. Sutula	665	210	122	332	1	2	3	0	1	1	365	248	269	115	632	+ 33	
Kathleen Ann Sutula	494	213	130	343	1	5	6	0	0	0	375	191	160	111	462	+ 32	
Joan Synenberg	529	231	132	363	0	1	1	0	0	0	361	211	180	140	531	- 2	
José A. Villanueva	674	220	152	372	1	1	2	0	1	1	360	280	252	154	686	- 12	
TOTALS	19213	6991	3482	10473	32	46	78	12	27	39	11466	7514	7212	3494	18220	+ 993	

Corrections/Adjustments

Corrections & Adjustments

There was a minor error in the stats for the Total Pending Judicial Foreclosure Cases Referred to Magistrates and the Percentage of Pending Judicial Foreclosure Cases Referred to Magistrates by Filing Year from September 2011 till February 2013. The year 2002 erroneously showed ten active cases when there is/was one active case for 2002. The charts for September 2011 through December 2012 are not being corrected as the impact is of such minor significance that it doesn't warrant the work involved to correct them.

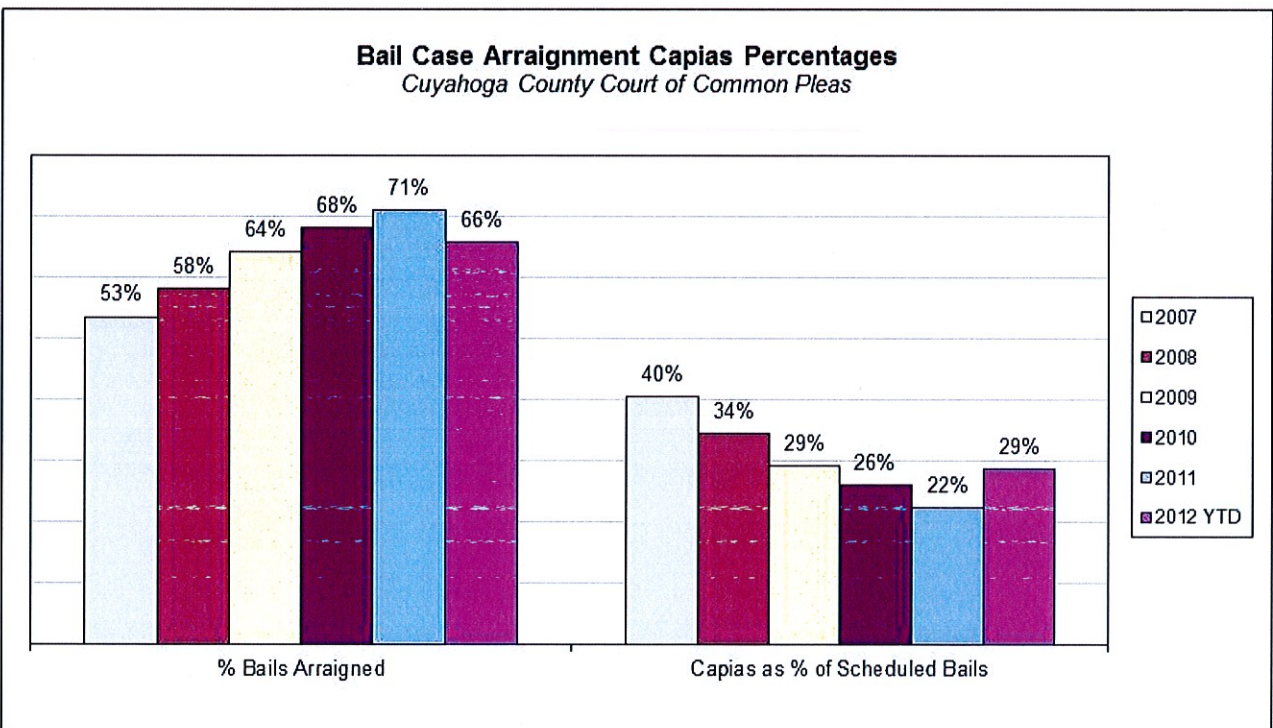
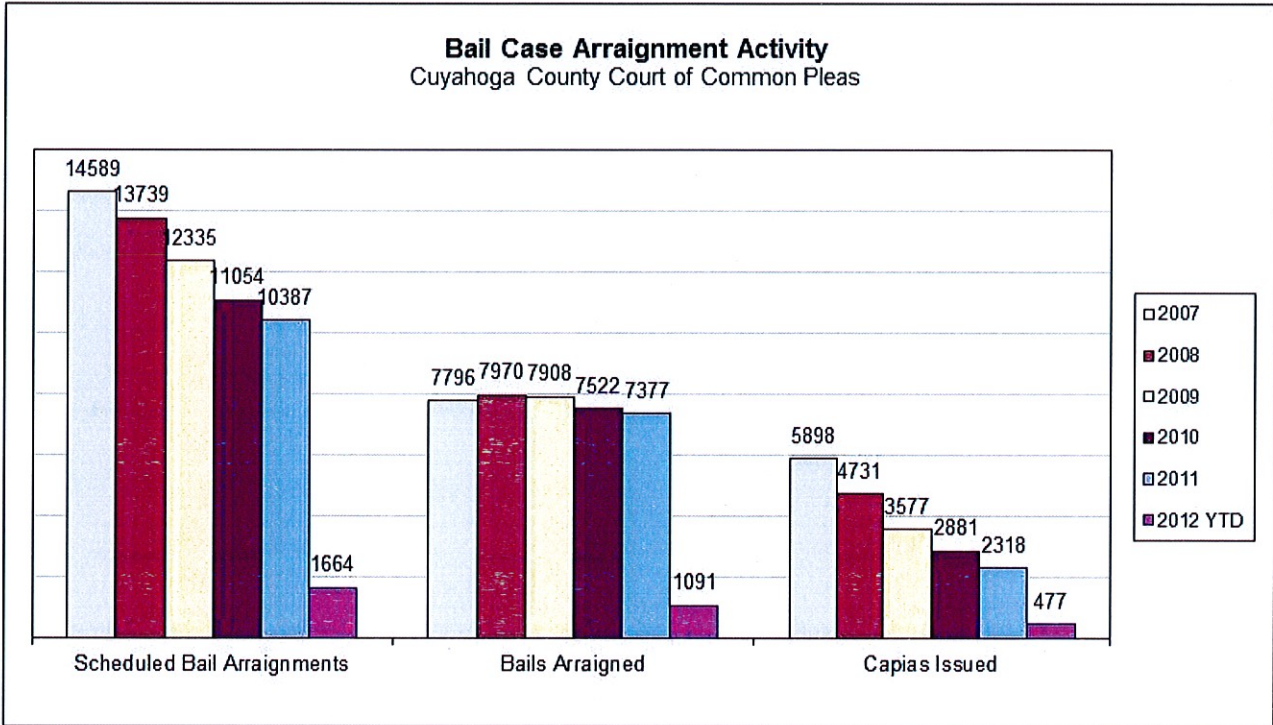
The charts on pgs. 19 and 23 reflect the corrected count for 2002 from ten active cases to one case on the aforementioned reports.

CUYAHOGA COUNTY COMMON PLEAS COURT

There was an error in the Bail Case Arraignment Activity, Bail Case Arraignment Capias Percentages, Overall Arraignment Statistics, and Overall Arraignment Statistic Percentage charts in January 2012.

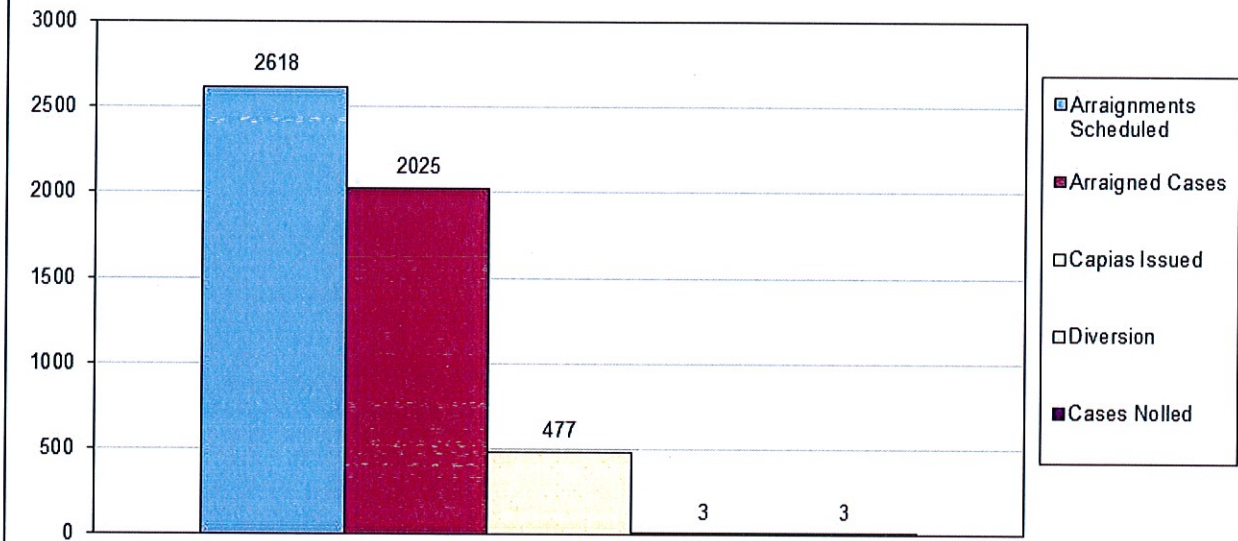
Consequently, the aforementioned charts posted with the court statistics for February 2012 are incorrect.

The following charts reflect the correct statistics.

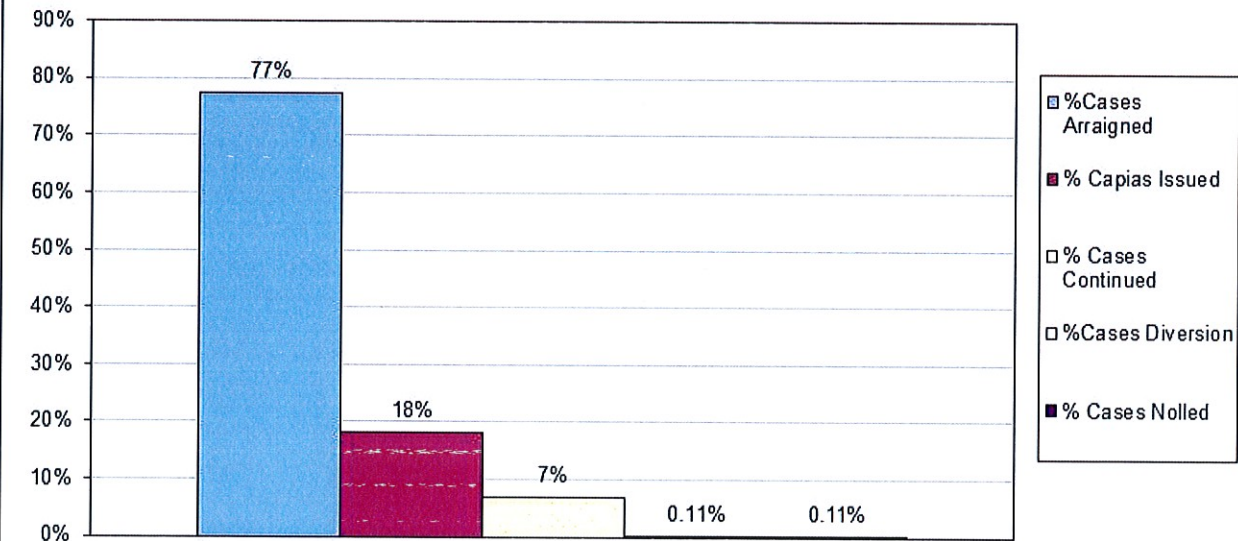


CUYAHOGA COUNTY COMMON PLEAS COURT

Overall Arraignment Statistics 2012
Cuyahoga County Court of Common Pleas



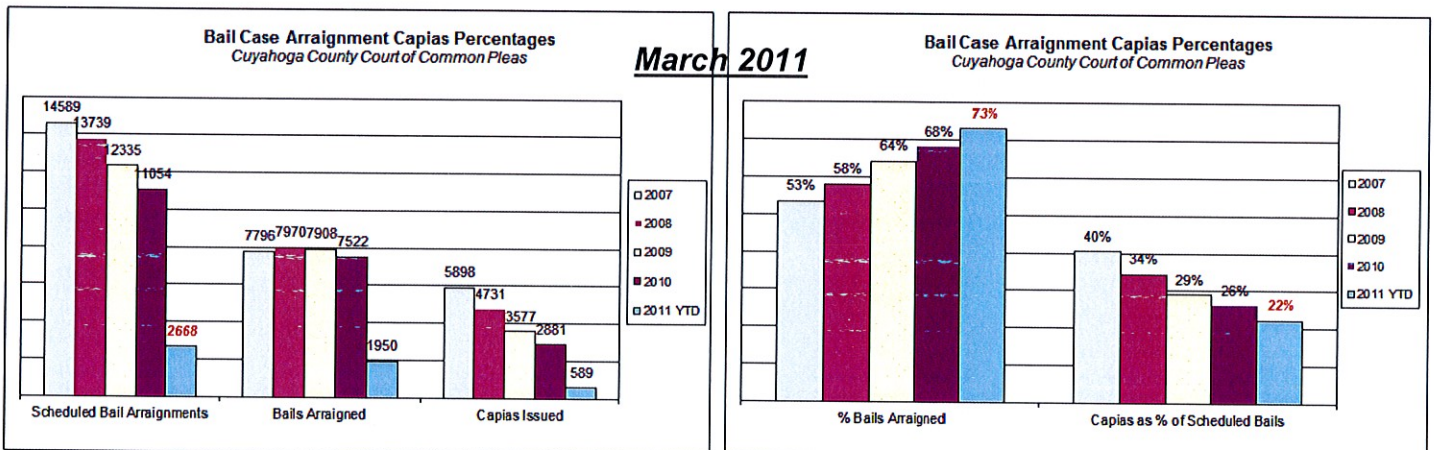
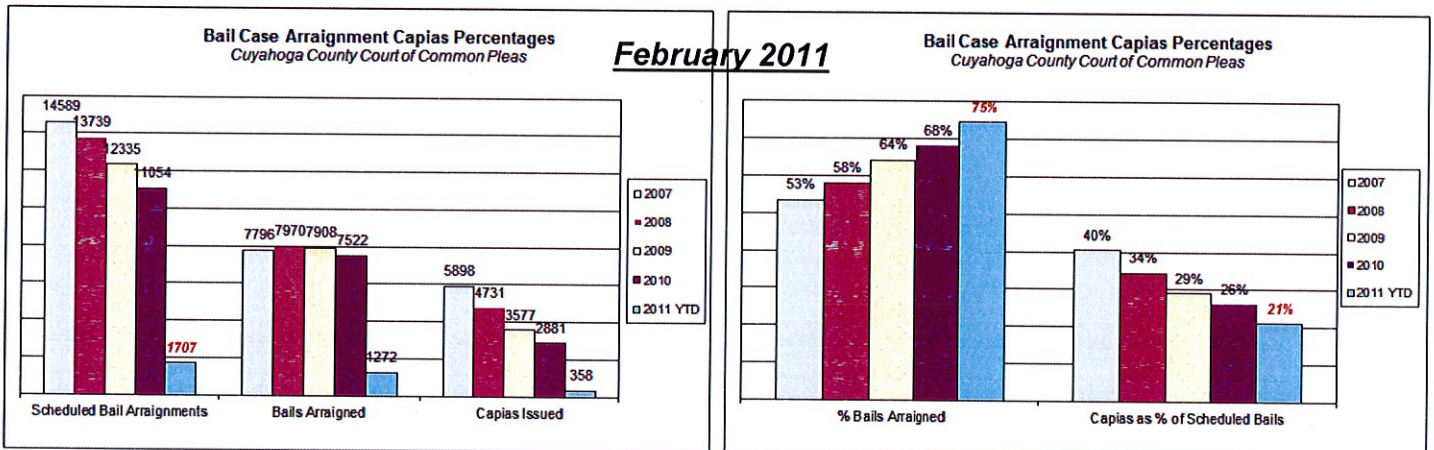
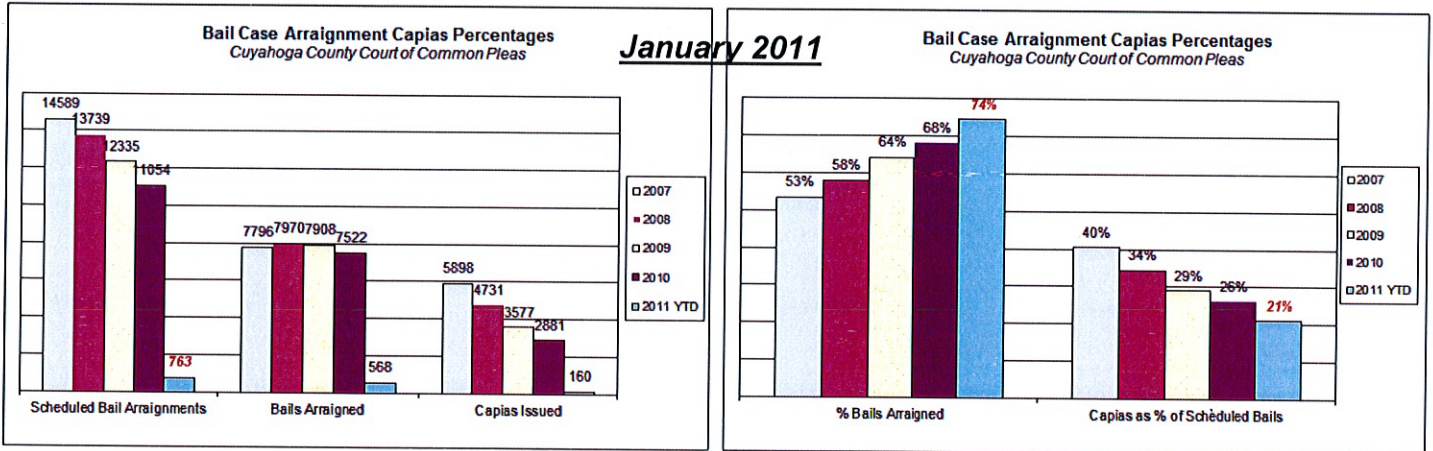
Overall Arraignment Statistic Percentages 2012
Cuyahoga County Court of Common Pleas



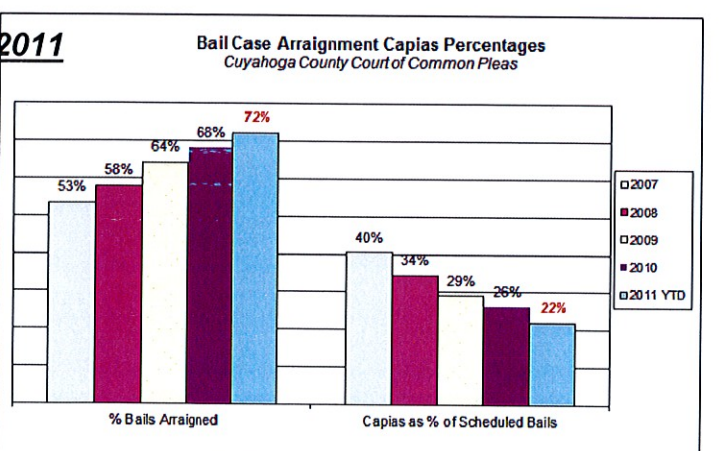
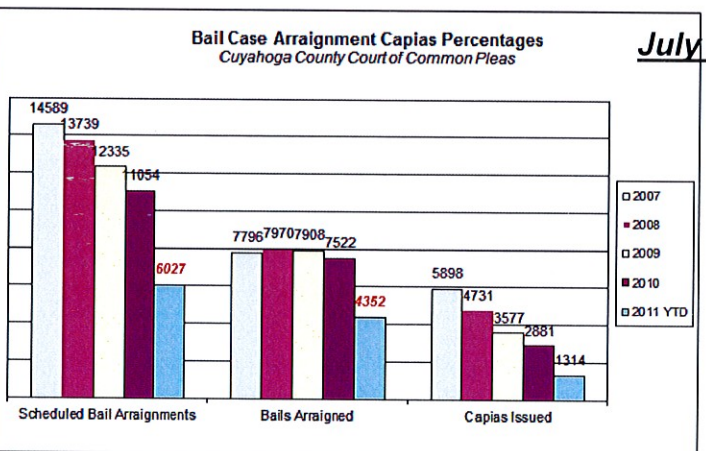
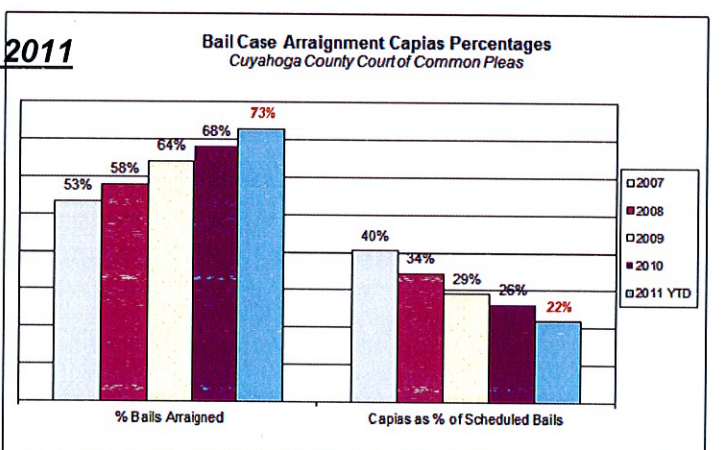
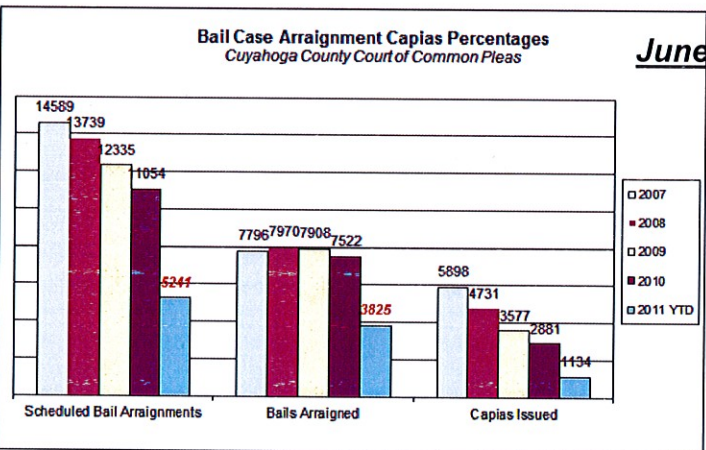
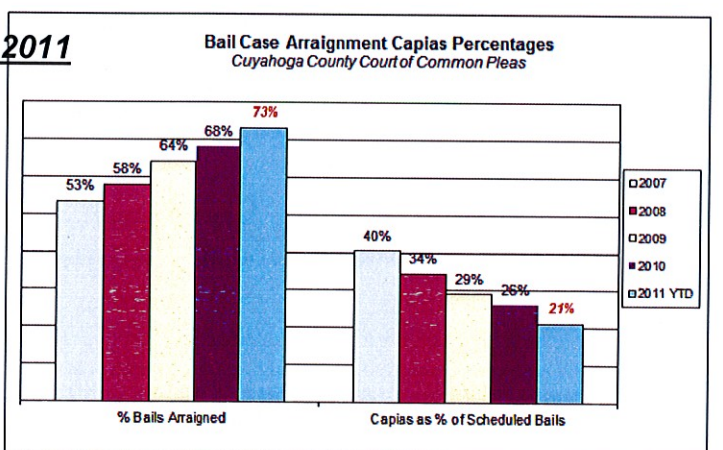
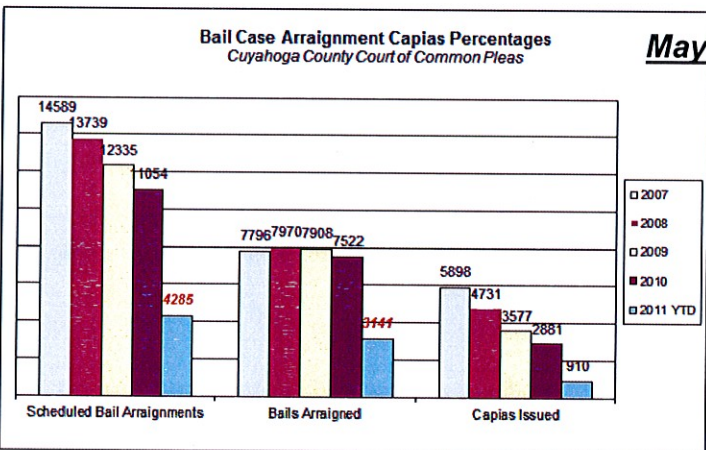
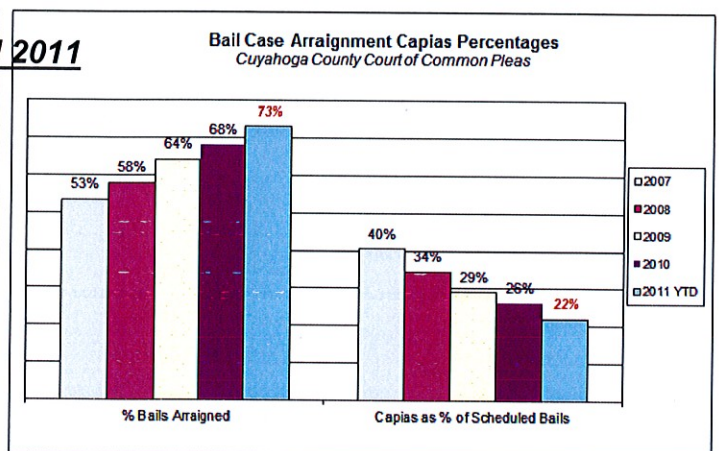
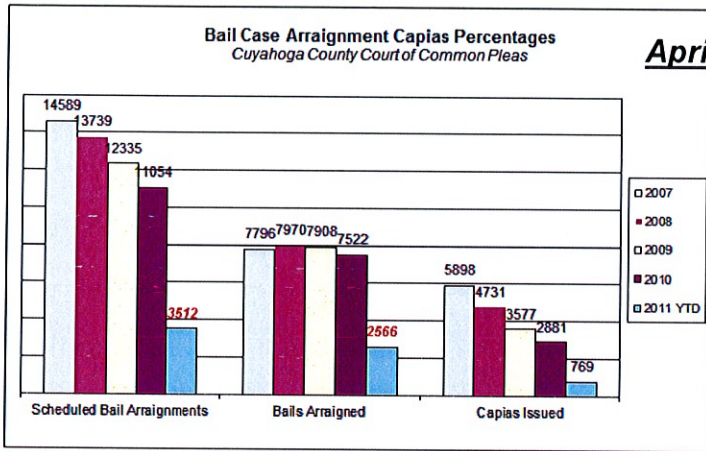
CUYAHOGA COUNTY COMMON PLEAS COURT

There was a minor error in the Bail Case Arraignment Activity and Bail Case Arraignment Capias Percentages charts in January 2011. The error was not discovered until December 2011. Consequently, the aforementioned charts posted with the court statistics from January 2011 – November 2011 are incorrect.

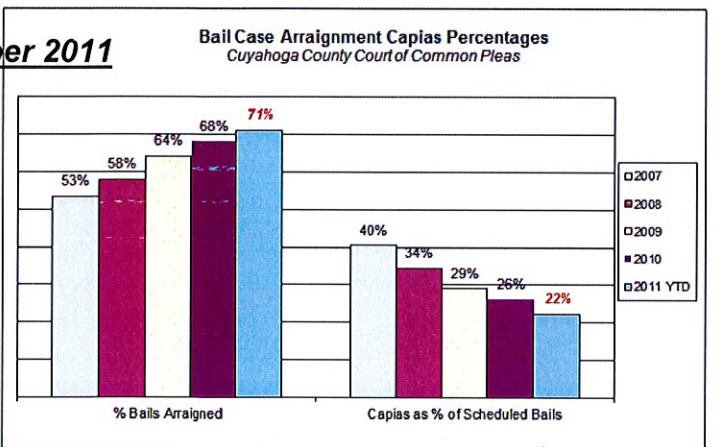
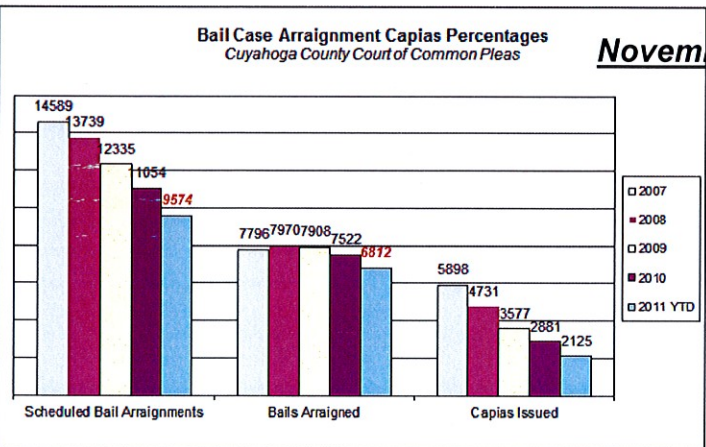
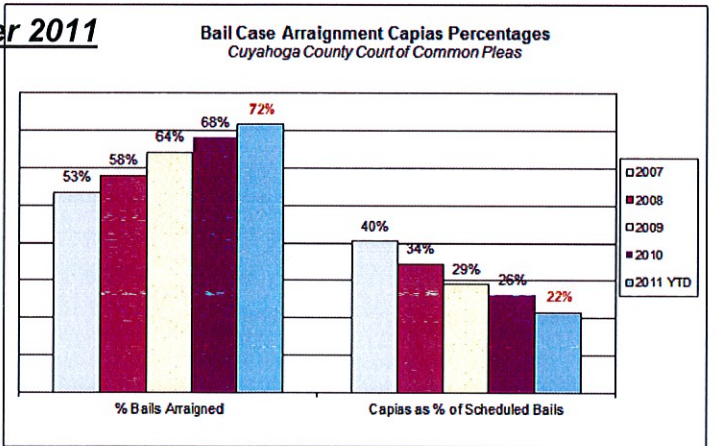
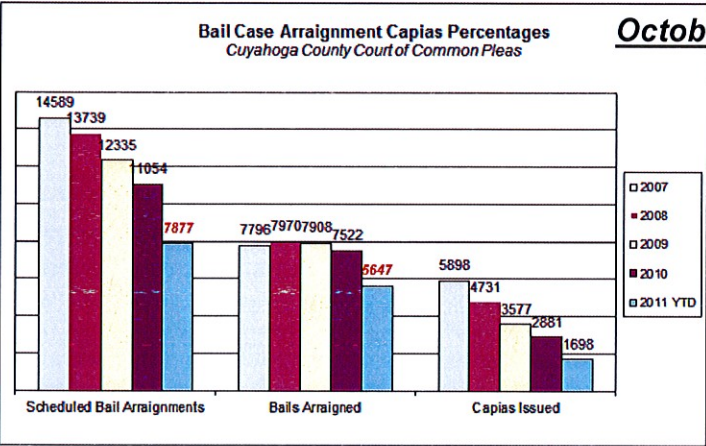
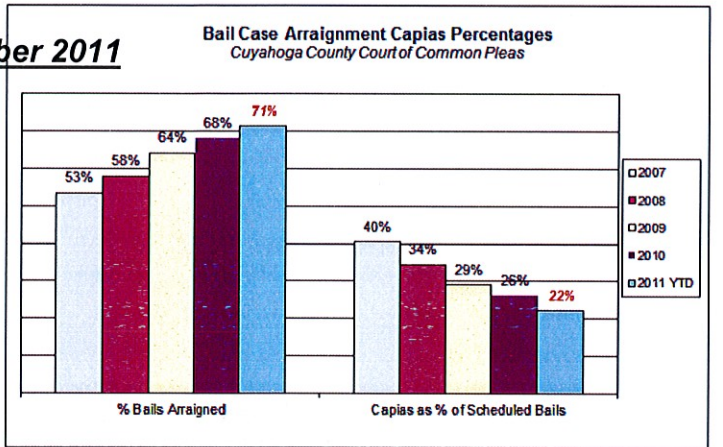
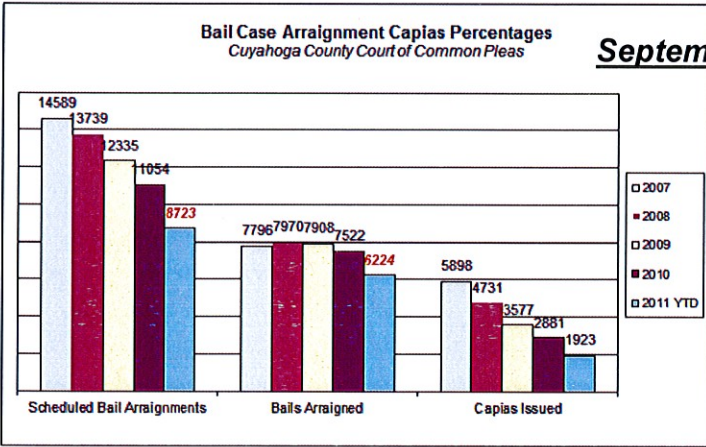
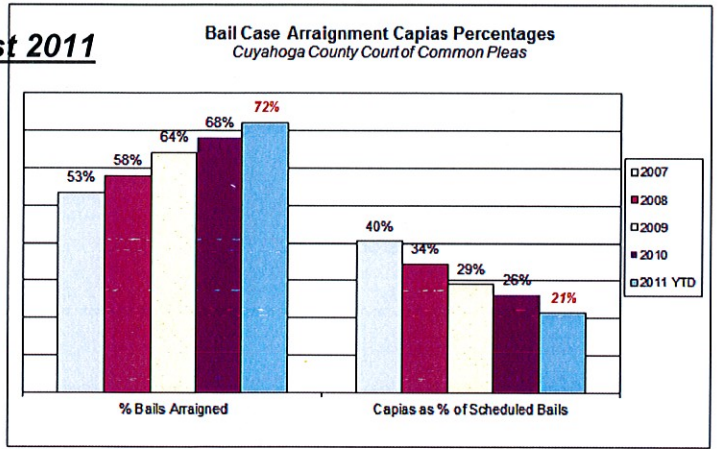
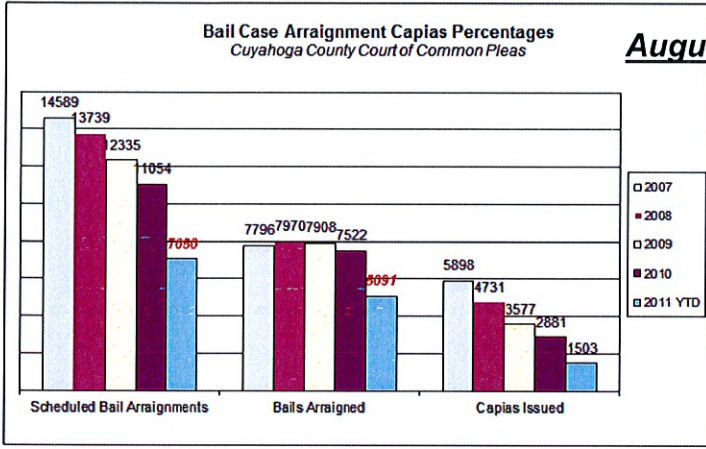
The following charts reflect the corrections highlighted in red.



CUYAHOGA COUNTY COMMON PLEAS COURT



CUYAHOGA COUNTY COMMON PLEAS COURT



CUYAHOGA COUNTY COMMON PLEAS COURT

There was a minor error in the New Marsh. Of Lien/Quite Title/Partition Case Filings by Month, Total New Judicial Foreclosure Filings by Month for Year 2010 and Total New Judicial Foreclosure Filings 1996-2010 for the month of March 2010.

The following charts reflect the *original* and *corrected* numbers.

