



CUYAHOGA COUNTY COMMON PLEAS COURT

***Statistics Report
February 2014***

***John J. Russo
Administrative and Presiding Judge***

TABLE OF CONTENTS

Criminal Statistics

Newly Filed, Re-Activated and Transferred in Cases _____ 4

Yearly Criminal Terminations _____ 5

Pending Criminal Cases End of Period _____ 6

Clearance Rate _____ 7

Arrest to Disposition Timeline _____ 8

Average Arrest to Disposition Timeline (Jail Cases) _____ 9

Average Arrest to Disposition Timeline (Non-Jail Cases) _____ 10

Average Arrest to Disposition Timeline (Jail and Non-Jail Cases) _____ 11

Yearly Average Arrest to Disposition Timeline _____ 12

Indictments and Informations Filed With the Clerk of Courts _____ 13

Bail Case Arraignment Activity _____ 14

Overall Arraignment Statistics _____ 15

Foreclosure Statistics

Total Pending Judicial Foreclosure Cases Referred to Magistrates (A) _____ 17

Total Pending Judicial Foreclosure Cases Referred to Magistrates (B) _____ 18

Total Pending Judicial Foreclosure Cases Referred to Magistrates (C) _____ 19

Total Pending Tax Lien & Certificate Cases Referred to Magistrates (A) _____ 20

Total Pending Tax Lien & Certificate Cases Referred to Magistrates (B) _____ 21

Total Pending Tax Lien & Certificate Cases Referred to Magistrates (C) _____ 22

Percentage of Pending Judicial Foreclosure Cases By Filing Year _____ 23

Judicial Foreclosure Clearance Rate Year 2011 _____ 26

Judicial Foreclosure Clearance Rate Year 2012 _____ 24

Judicial Foreclosure Clearance Rate Year 2014 _____ 25

Avg. Number of Days to Disp. (Excl. Bank. Stays & Tax Lien & Tax Cert.) _____ 27

Avg. Number of Days to Disp. (Excl. Bank. Stays & Incl. Tax Lien & Tax Cert.) _____ 28

Total New Judicial Foreclosure Filings _____ 29

New Marsh of Lien/Quiet Title/Partition Case Filings for Years 2005 – 2014 YTD _____ 30

New Marsh of Lien/Quiet Title/Partition Case Filings by month for 2014 YTD _____ 30

New Tax Lien & Certificate Filings for Years 2005 – 2014 YTD _____ 31

New Tax Lien & Certificate Filings by Month for Year 2014 YTD _____ 31

Total New Judicial Foreclosure Filings Years 2005 – 2014 YTD _____ 32

Total New Judicial Foreclosure Filings by Month for Year 2014 YTD _____ 32

Magistrate’s Monthly Reports _____ 33

Report CMSR1062 - Judicial Foreclosure Statistics by Judge _____ 41

Monthly Summary _____ 47

Year to Date Summary _____ 49

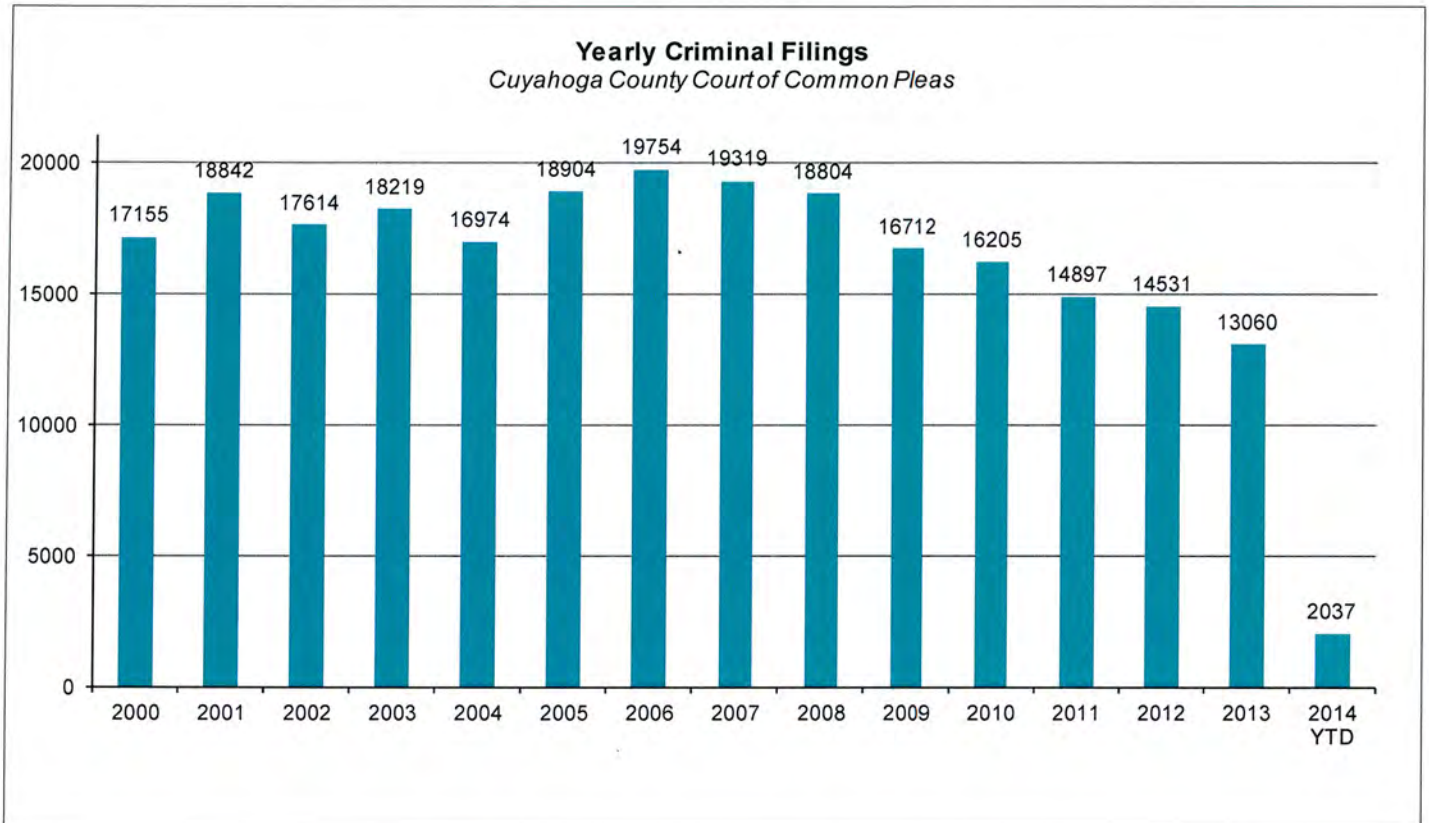
Corrections/Adjustments _____ 51

Criminal Case Statistics

CUYAHOGA COUNTY COMMON PLEAS COURT

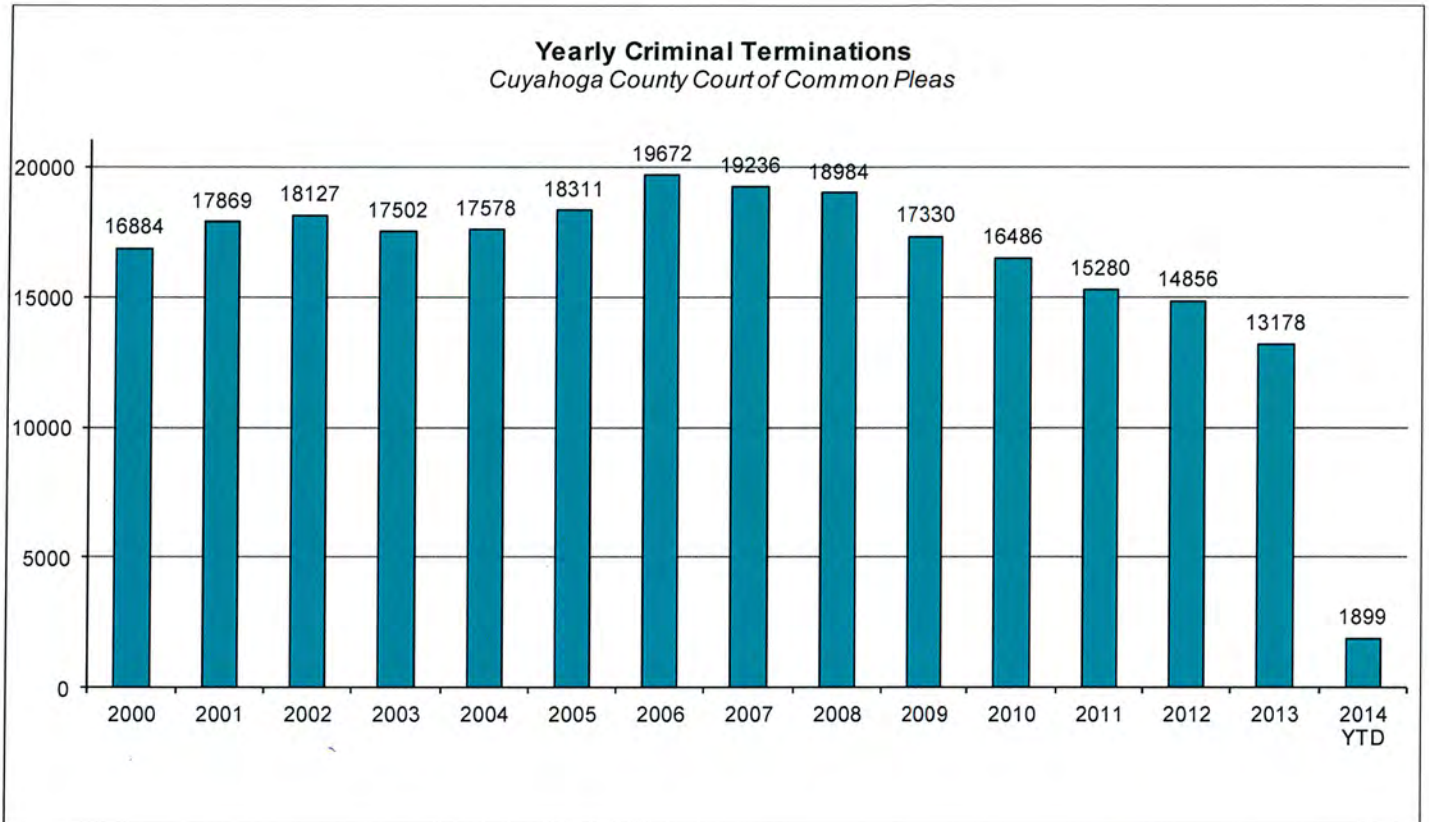
Newly Filed, Re-Activated and Transferred in Cases

The following chart is a representation of all filed cases in Cuyahoga County Court of Common Pleas from 2000 – February 2014. Newly filed cases are defined as having been arraigned and assigned to a Judge. Re-activated cases are defined as cases where a defendant was unavailable for trial and has now become ready to proceed. Transferred cases are defined as cases moved from one judge's docket to another. This could be due to re-assignment to a Mental Health Judge or after additional information indicates that by Court rule, the case should have been assigned to another Judge.



Yearly Criminal Terminations

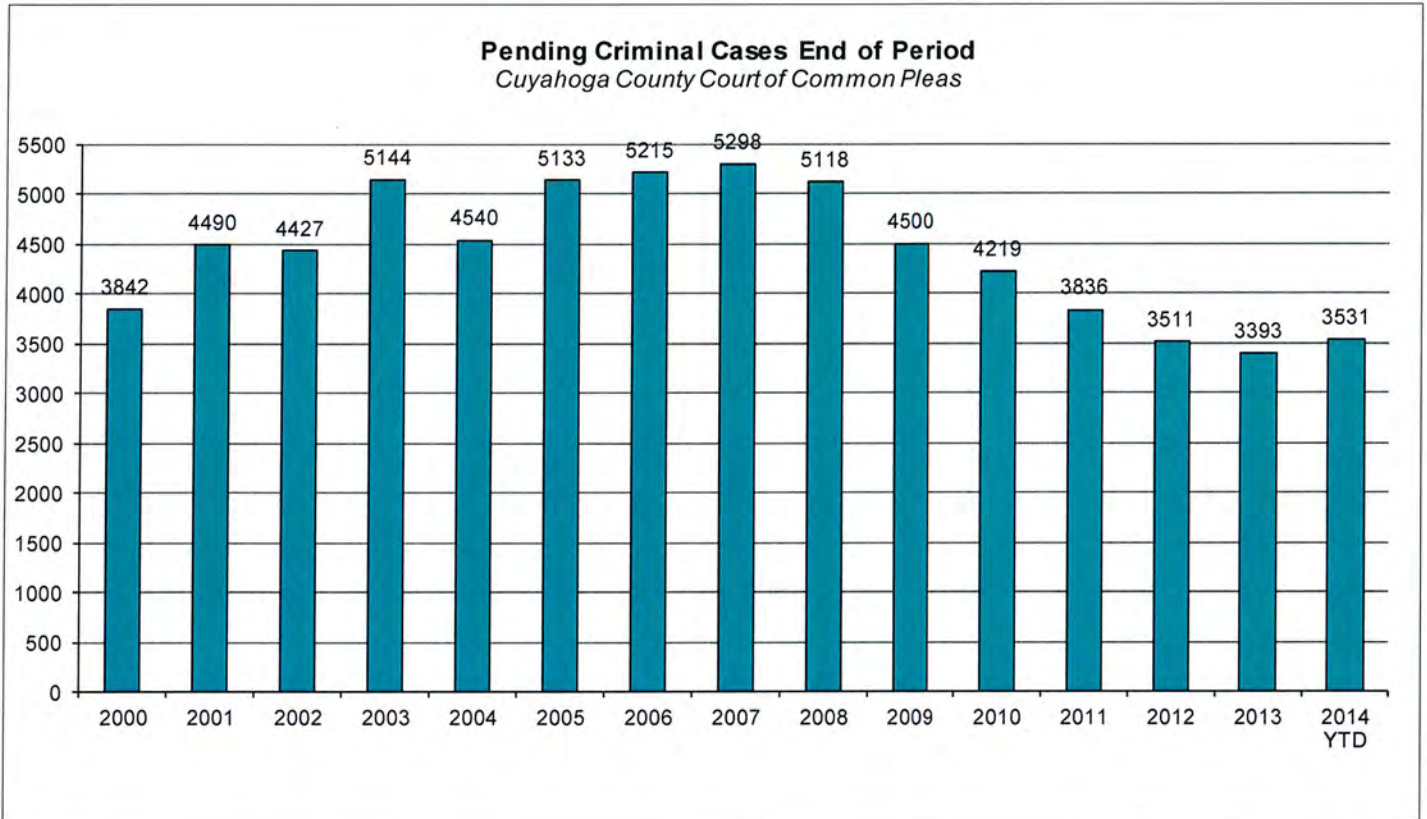
The following chart represents cases that have been terminated by the court from 2000 – February 2014. These cases have been terminated either by trial; plea, dismissal or a defendant is unavailable for trial or sentencing.



CUYAHOGA COUNTY COMMON PLEAS COURT

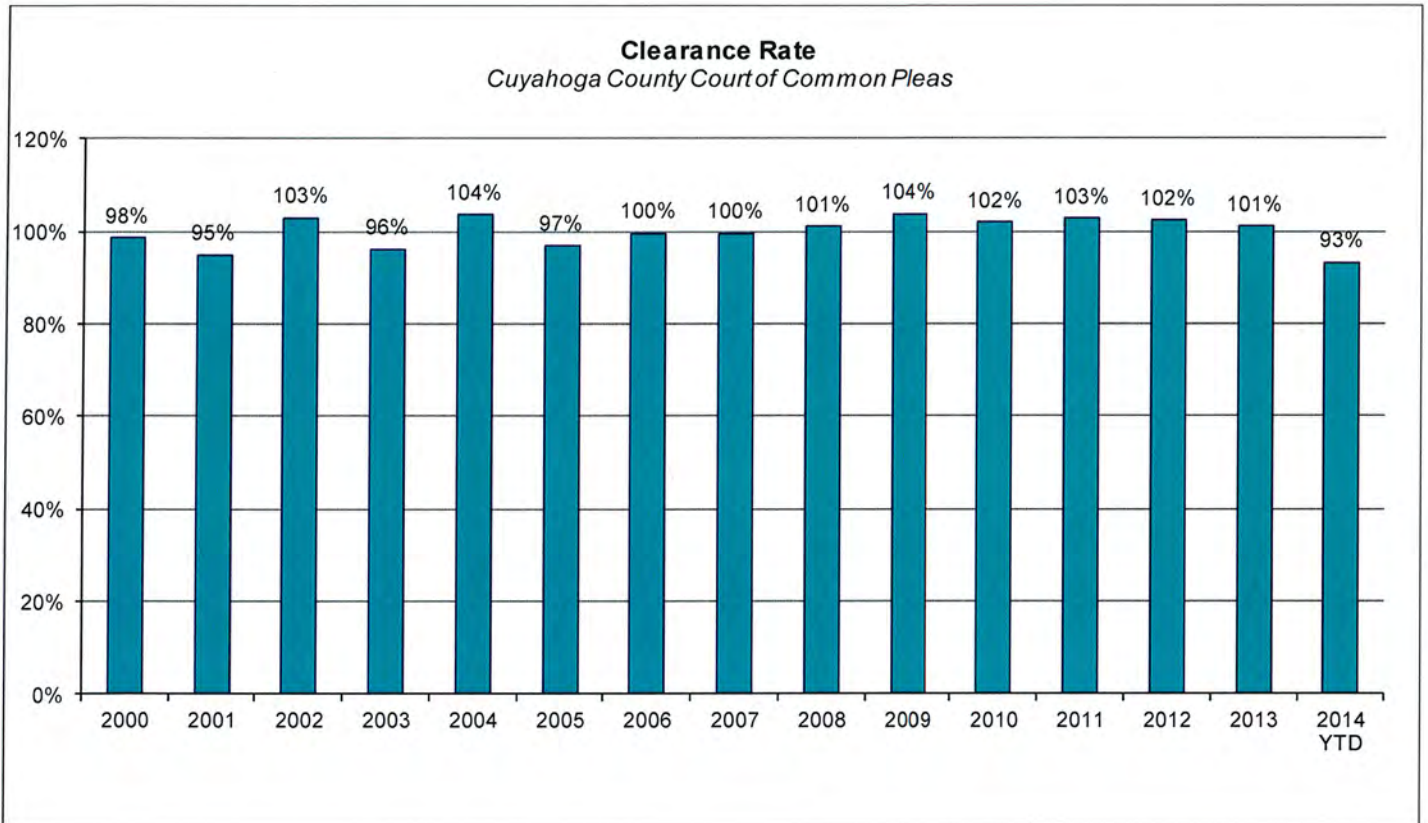
Pending Criminal Cases End of Period

The following chart represents the total number of cases pending at the end of the reporting period from 2000 – February 2014. Pending criminal cases at the end of the period is determined by adding the total number of pending cases at the beginning of the reporting period, and all newly filed, re-activated and transferred in cases. The total number of cases terminated in the period is subtracted from the sum total pending at the beginning of the period to give the value pending at the end of the period.



Clearance Rate

The Clearance Rate is the total number of outgoing cases as a percentage of the number of incoming cases. Clearance rate measures whether the court is keeping up with its incoming caseload. If cases are not disposed in a timely manner, a backlog of cases awaiting disposition will grow. A Clearance Rate of 100% indicates that at least as many cases have been filed, reopened, or reactivated in a period have been disposed.



Arrest to Disposition Timeline

Arrest to disposition timeline is a method to measure how felony cases flow through the Cuyahoga County Criminal Justice System. By capturing how long a case takes to move from stage to stage, we can examine where problems may exist and where potential improvements in case processing can be made.

The source data was extracted from the Cuyahoga County Court of Common Pleas Case Management System. The overall population of sample data was based on cases terminated in a given month excluding cases that have gone through diversion programs. A case is defined as a defendant and all charges involved in a single incident. The period for the extracted data is from February 2014.

The stages examined were:

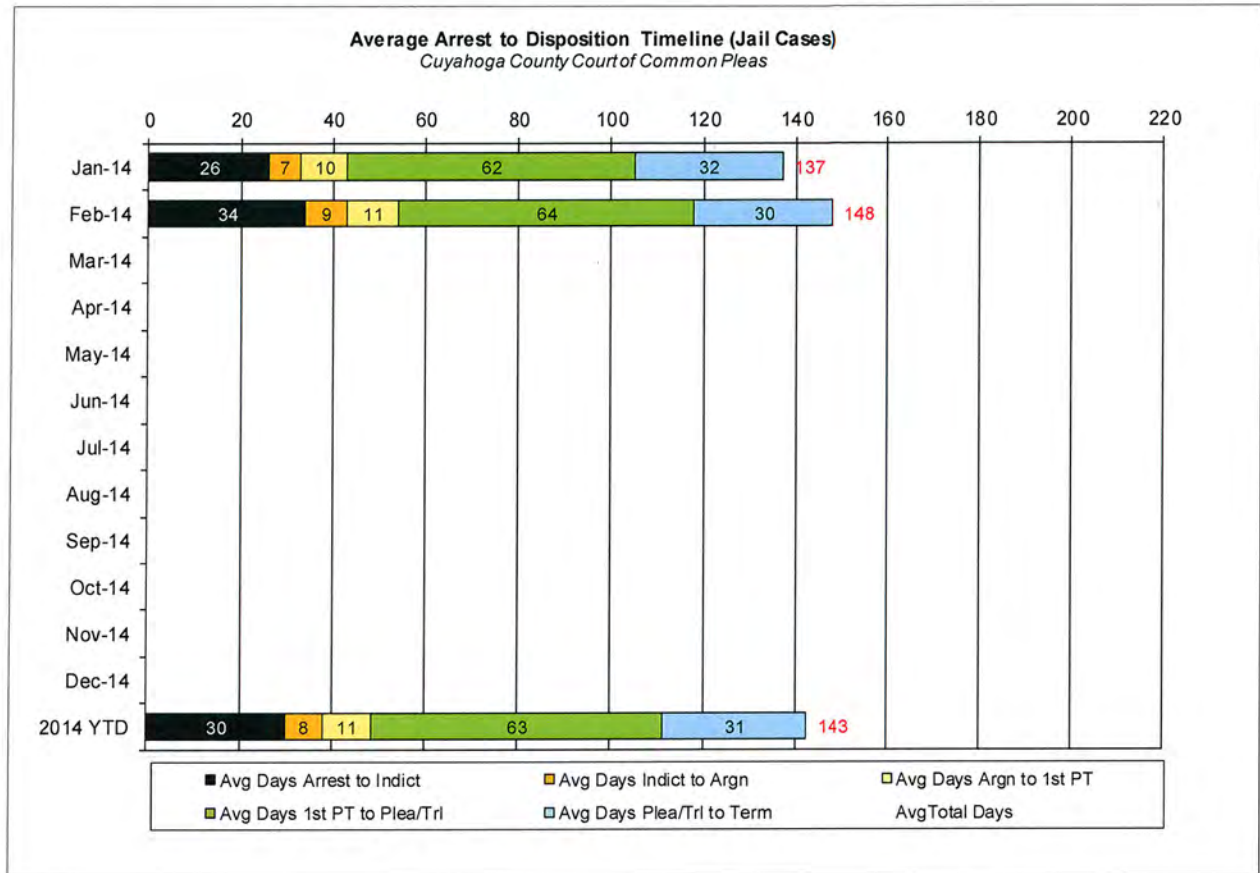
- Arrest to Indictment
- Indictment to Arraignment
- Arraignment to 1st Pre-Trial
- 1st Pre-Trial to Plea/Trial
- Plea/Trial to Termination

Due to the fact that each case may or may not have all of the stage date elements, a method to arrive at stage averages was applied. For a case to be included in the average for a stage there would need to be both dates for the given stage. A case would be included in the Arrest to Indictment stage if both arrest date and indictment date were available. This method was applied to each of the five stages. Next we calculated the total number of cases that met the date criteria for each of the ranges and also the total number of days between each date. To arrive at an average, the total number of days for each case in each range was calculated and divided by the total number of cases that met the date criteria. If a case had a time period or periods where the defendant was capiased or referred to the Psych Clinic, that amount of time was subtracted from the appropriate range. For re-indicted cases, the original arrest date is used.

The following three charts are for Jail, Non-Jail and combined Jail and Non-Jail cases. Jail and Non-Jail cases are defined by the posting of bond prior to plea or trial.

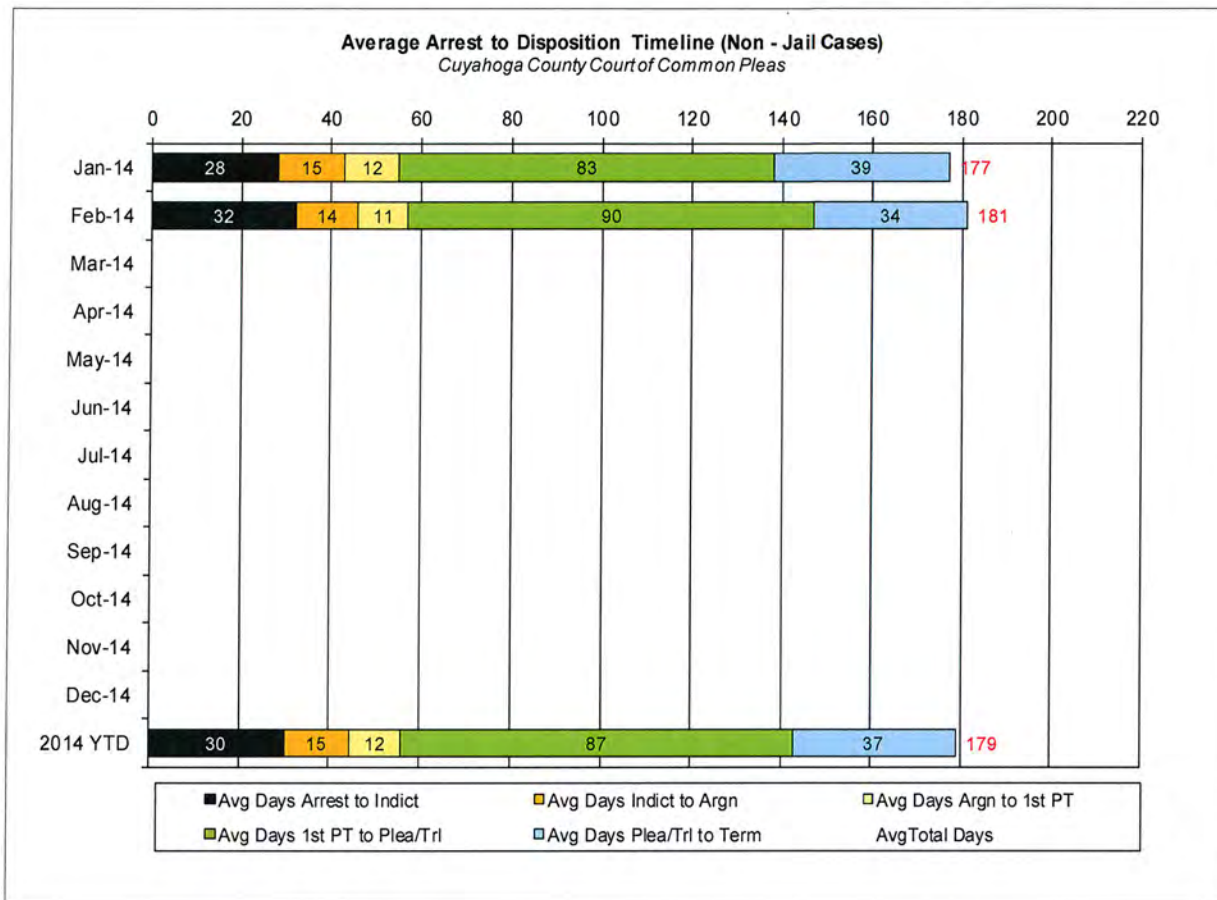
CUYAHOGA COUNTY COMMON PLEAS COURT

Average Arrest to Disposition Timeline (Jail Cases)



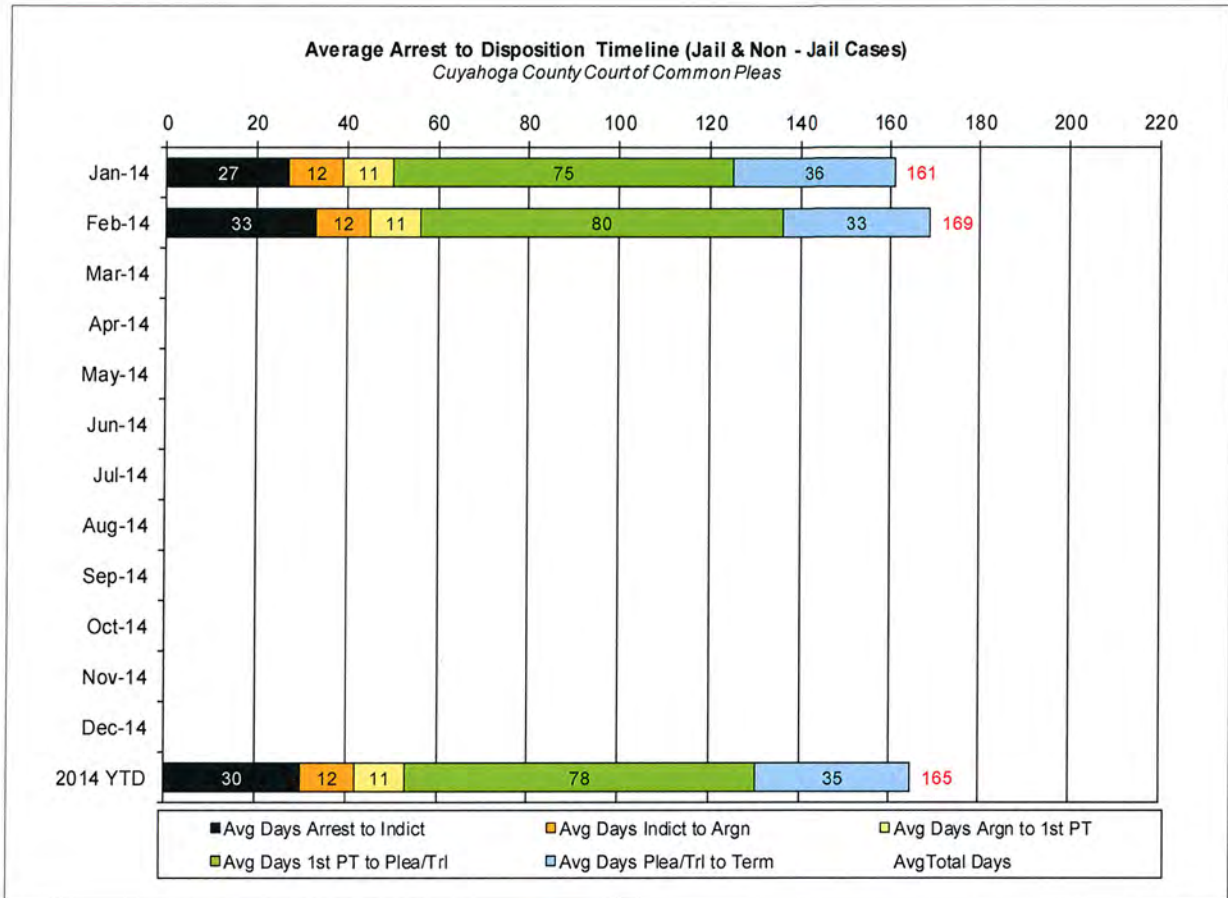
CUYAHOGA COUNTY COMMON PLEAS COURT

Average Arrest to Disposition Timeline (Non-Jail Cases)



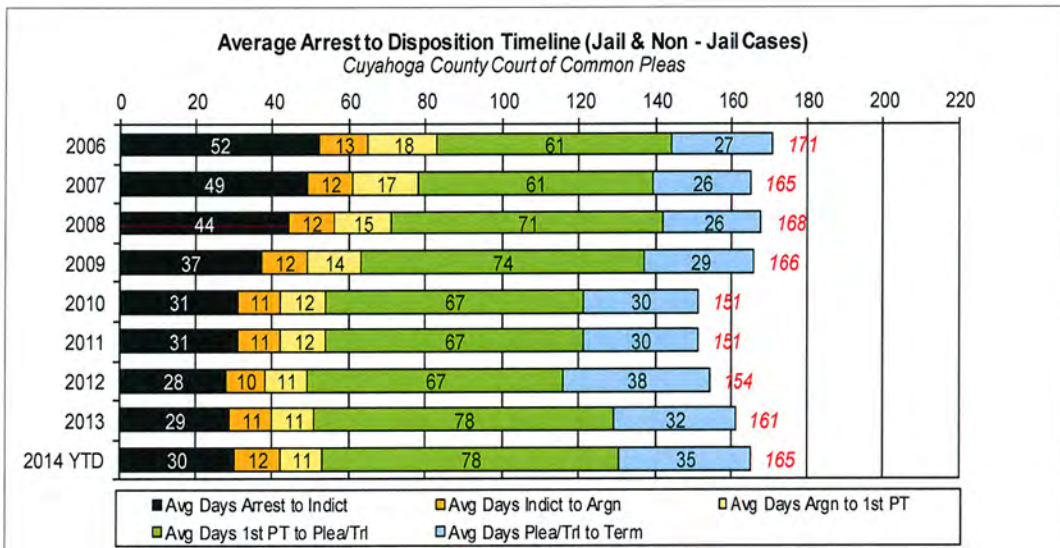
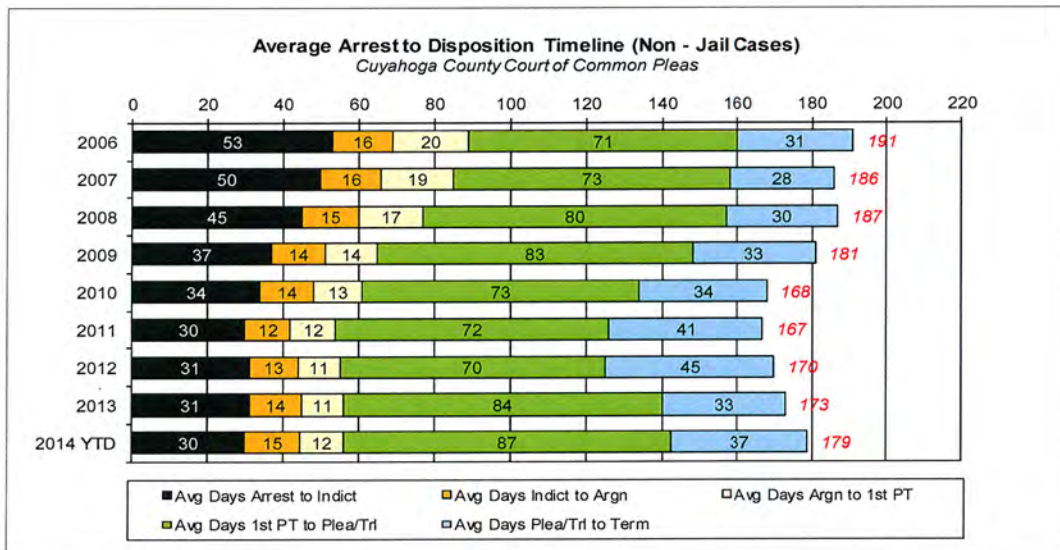
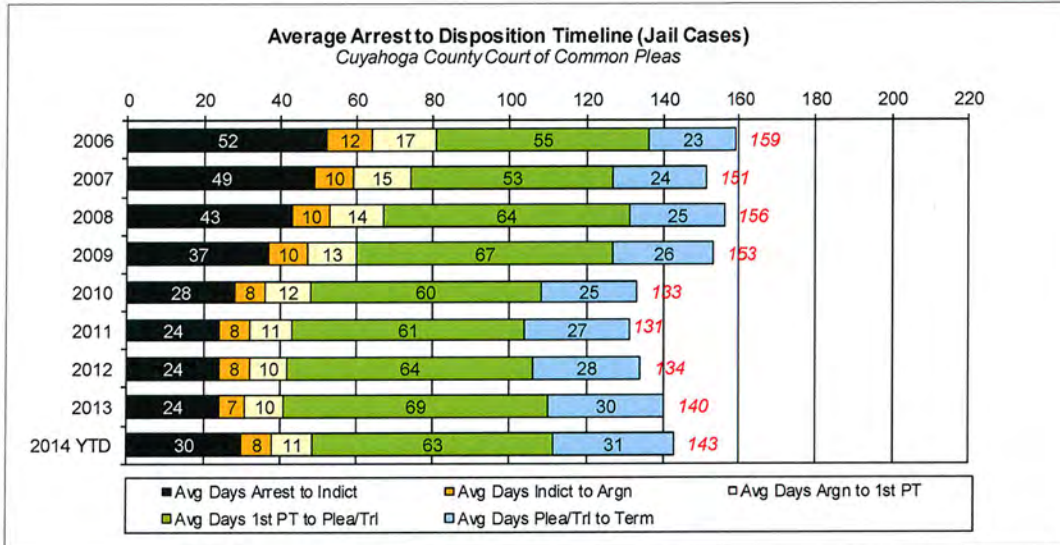
CUYAHOGA COUNTY COMMON PLEAS COURT

Average Arrest to Disposition Timeline (Jail and Non-Jail Cases)



CUYAHOGA COUNTY COMMON PLEAS COURT

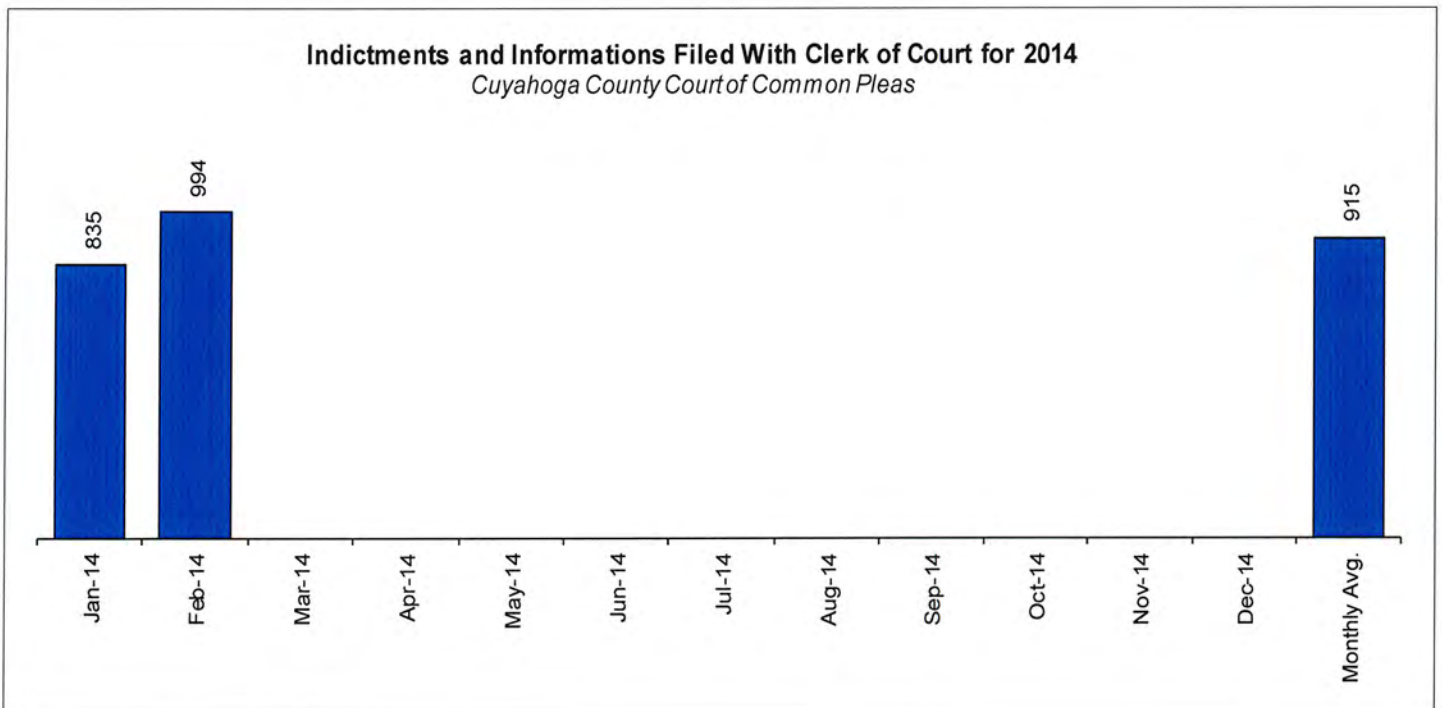
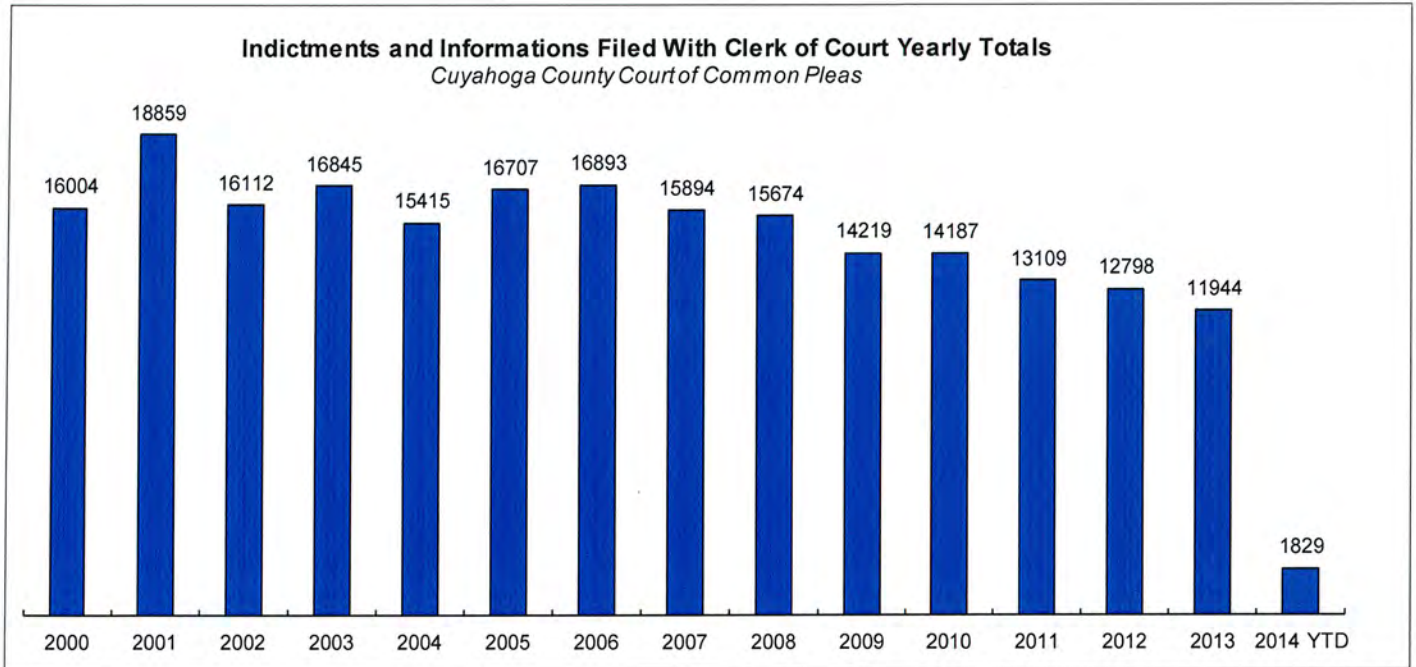
Yearly Average Arrest to Disposition Timeline



CUYAHOGA COUNTY COMMON PLEAS COURT

Indictments and Informations Filed With the Clerk of Courts

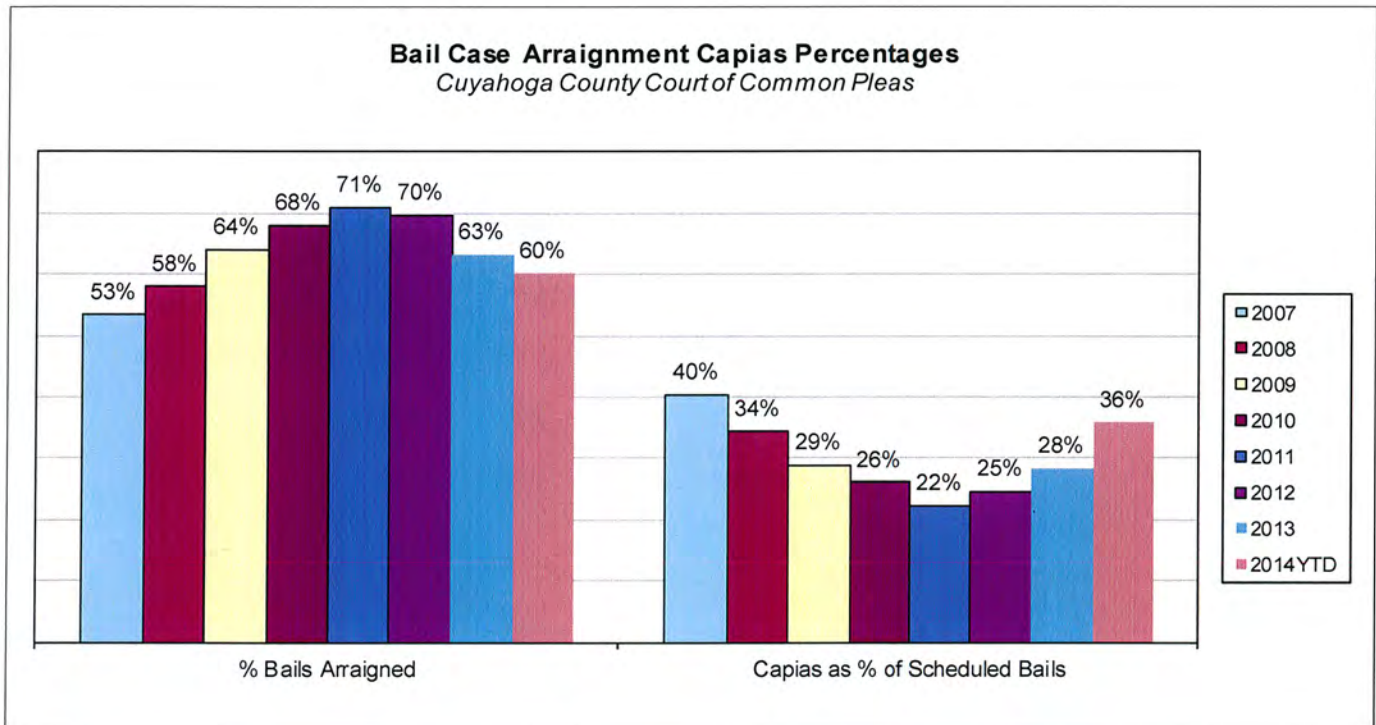
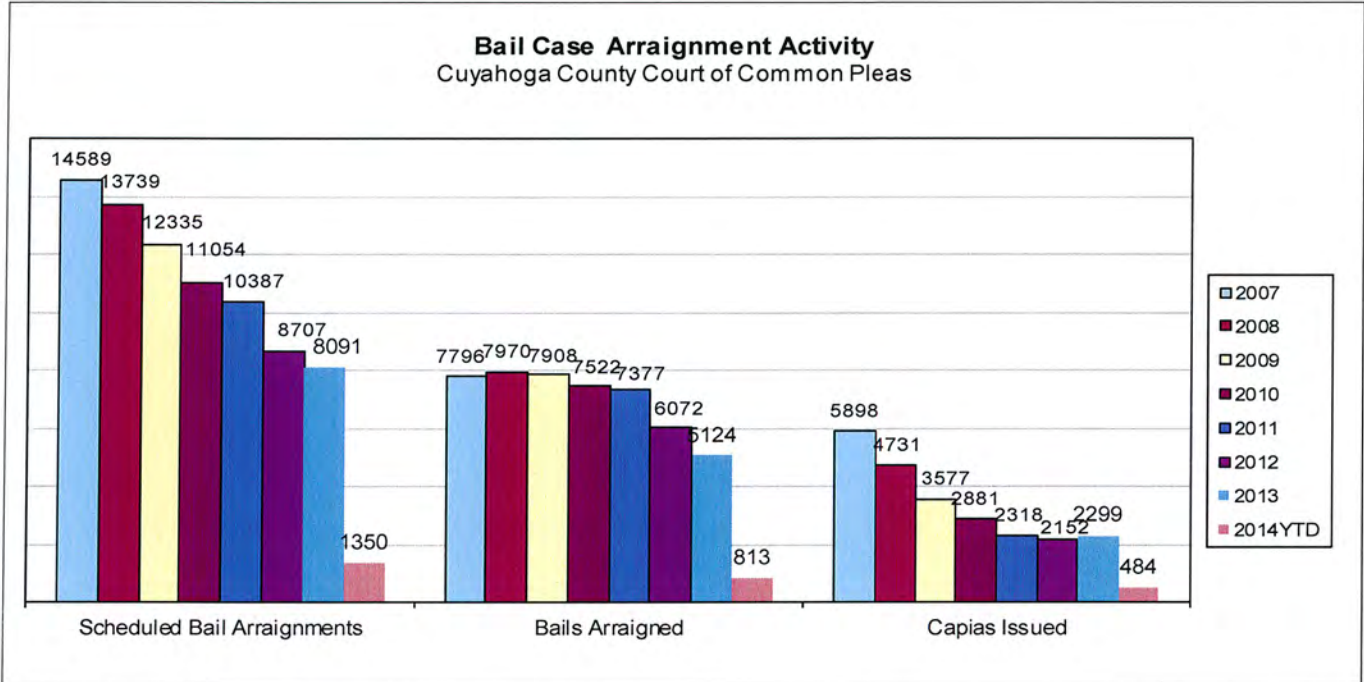
The following charts are reflective of Indictments and Informations filed with the Criminal Clerk of Courts from 2000. The source for this information was the Criminal Clerk's Office.



CUYAHOGA COUNTY COMMON PLEAS COURT

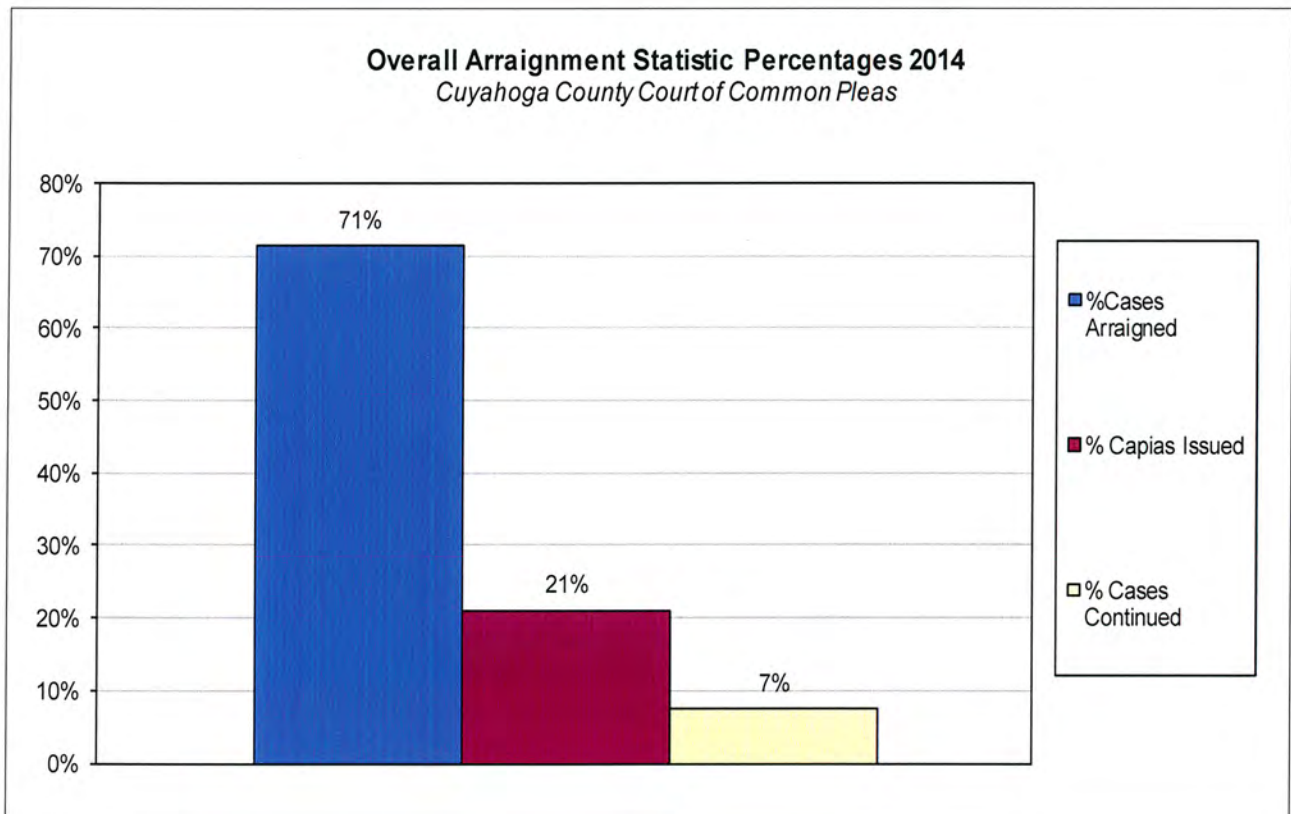
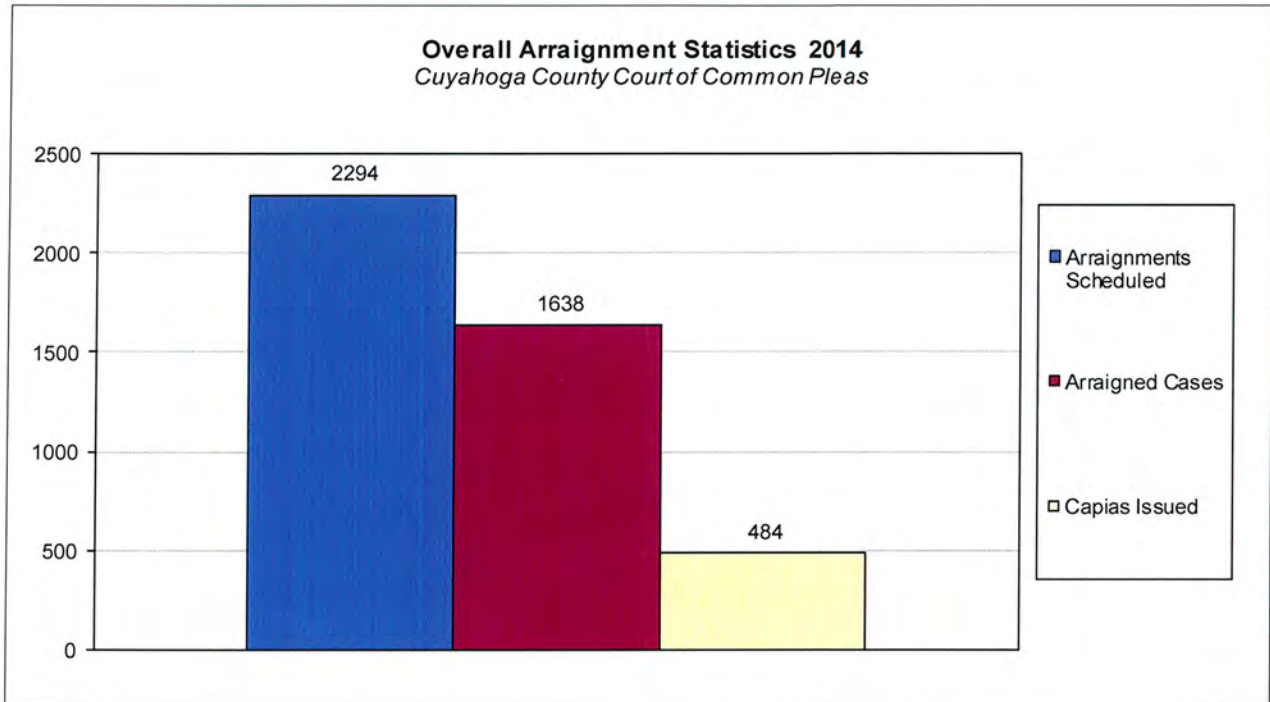
Bail Case Arraignment Activity

The following charts are reflective of arraignment activity where the defendant was not incarcerated at the time of arraignment. The source for this information was the Criminal Records Department.



Overall Arraignment Statistics

The arraignment statistics were provided by the Criminal Records Department. They are provided to give a representation of arraignment activity in the Court in 2014. These statistics include jail and non – jail arraignments.



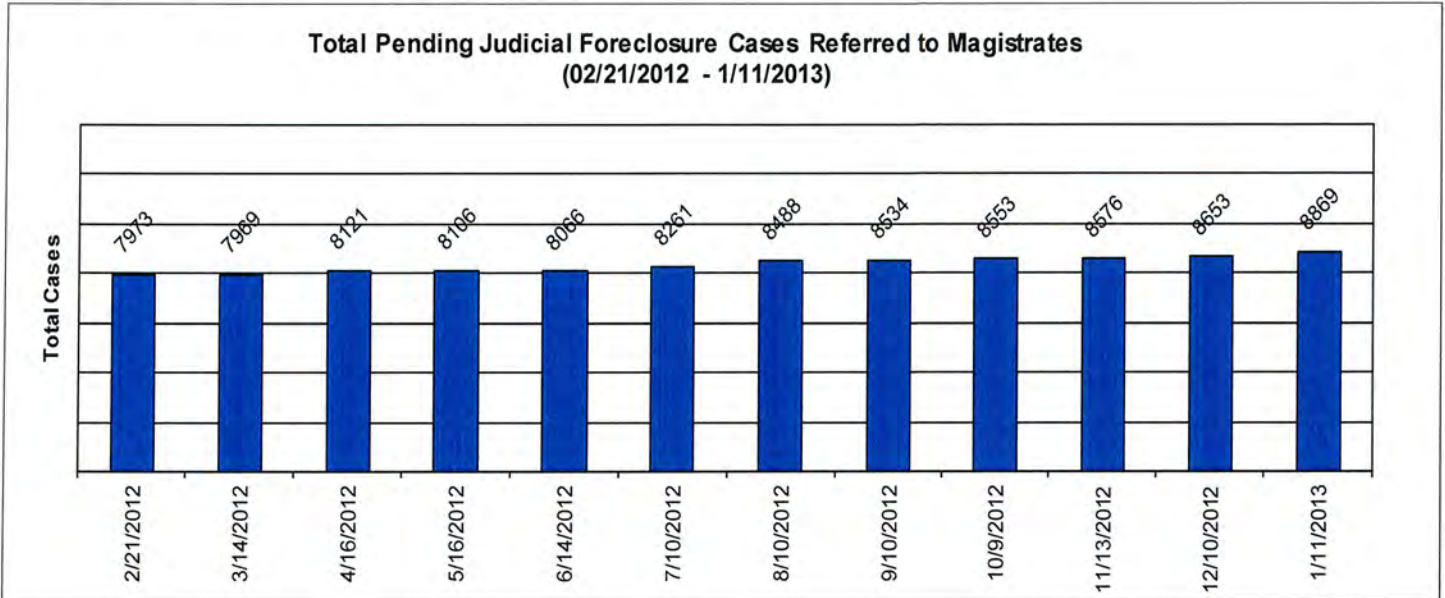
Judicial Foreclosure Statistics¹

¹ For clarification purposes, Foreclosure cases in this report are identified as Judicial Foreclosure filings (filing codes 1460 (Foreclosure Marsh. Of Lien), 1465(Tax Lien), 1466 (Tax Certificate), 1470 (Quiet Title), and 1480 (Partition)). These cases are different from Board of Revision Foreclosures, which are not reported here.

CUYAHOGA COUNTY COMMON PLEAS COURT

Total Pending Judicial Foreclosure Cases Referred to Magistrates (A)

The following chart is a display of the total number of pending Judicial Foreclosure cases referred to the Magistrates on specific dates. The table below shows the number of these cases pending from each year since 1990.

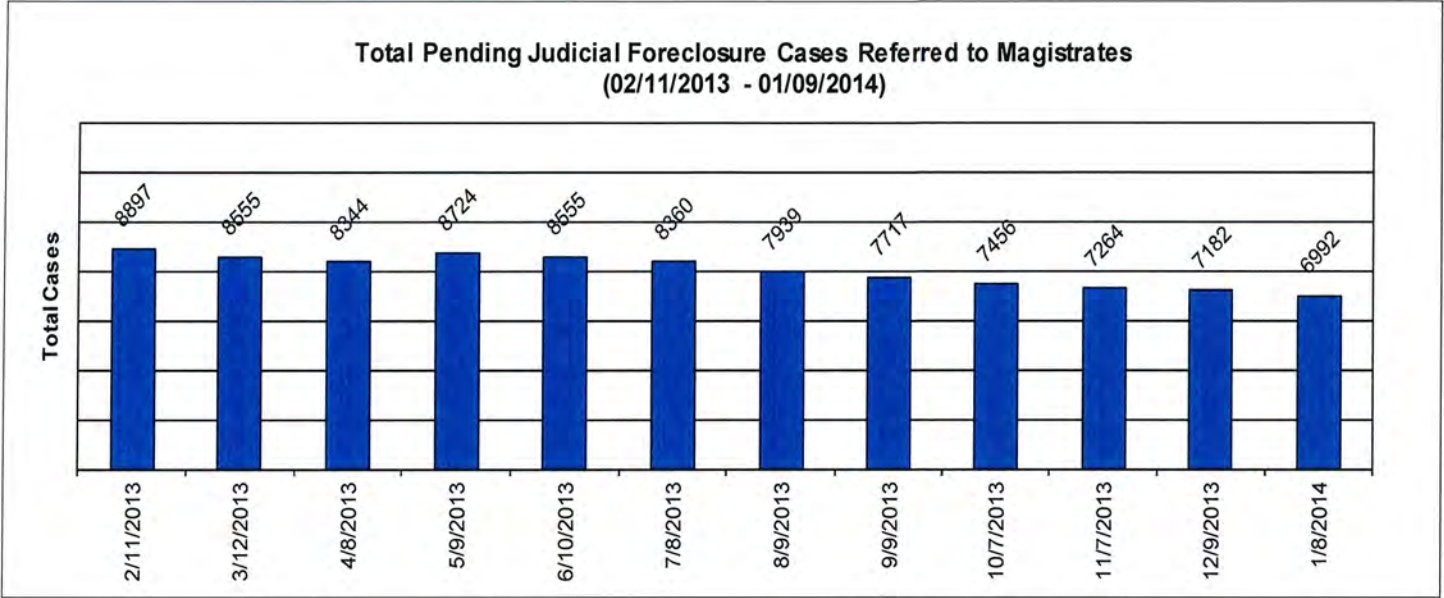


	As of:	2/21/2012	3/14/2012	4/16/2012	5/16/2012	6/14/2012	7/10/2012	8/10/2012	9/10/2012	10/9/2012	11/13/2012	12/10/2012	1/11/2013
Year													
1990		0	0	0	0	0	0	0	0	0	0	0	0
1991		0	0	0	0	0	0	0	0	0	0	0	0
1992		0	0	0	0	0	0	0	0	0	0	0	0
1993		0	0	0	0	0	0	0	0	0	0	0	0
1994		0	0	0	0	0	0	0	0	0	0	0	0
1995		0	0	0	0	0	0	0	0	0	0	0	0
1996		0	0	0	0	0	0	0	0	0	0	0	0
1997		0	0	0	0	0	0	0	0	0	0	0	0
1998		0	0	0	0	0	0	0	0	0	0	0	0
1999		0	0	0	0	0	0	0	0	0	0	0	0
2000		0	0	0	0	0	0	0	0	0	0	0	0
2001		0	0	0	0	0	0	0	0	0	1	1	0
2002		10	10	10	11	10	10	10	10	10	10	10	10
2003		2	2	2	2	2	2	2	2	2	2	2	2
2004		3	3	2	2	2	2	2	1	2	1	1	1
2005		0	0	0	0	1	2	2	2	2	2	2	2
2006		8	8	8	8	8	7	5	5	5	5	5	5
2007		16	17	18	34	32	36	34	31	31	29	29	27
2008		28	30	26	24	23	23	20	18	15	13	14	12
2009		165	155	154	140	129	126	120	122	114	105	101	94
2010		742	661	572	491	445	415	392	343	293	261	240	221
2011		5528	4981	4267	3615	3096	2728	2283	1916	1619	1384	1204	1041
2012		1471	2102	3062	3779	4318	4910	5618	6084	6460	6763	7044	7175
2013													279
Total		7973	7969	8121	8106	8066	8261	8488	8534	8553	8576	8653	8869

CUYAHOGA COUNTY COMMON PLEAS COURT

Total Pending Judicial Foreclosure Cases Referred to Magistrates (B)

The following chart is a display of the total number of pending Judicial Foreclosure cases referred to the Magistrates on specific dates. The table below shows the number of these cases pending from each year since 1990.

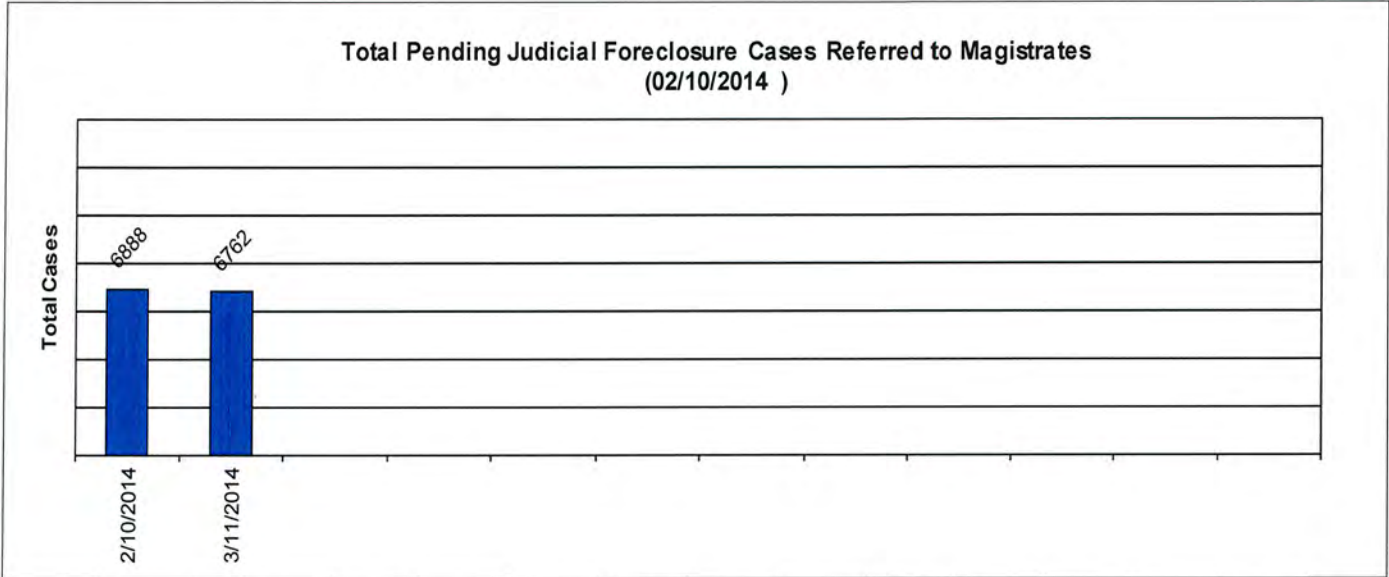


	As of:												
	2/11/2013	3/12/2013	4/8/2013	5/9/2013	6/10/2013	7/8/2013	8/9/2013	9/9/2013	10/7/2013	11/7/2013	12/9/2013	1/8/2014	
Year	0	0	0	0	0	0	0	0	0	0	0	0	0
1990	0	0	0	0	0	0	0	0	0	0	0	0	0
1991	0	0	0	0	0	0	0	0	0	0	0	0	0
1992	0	0	0	0	0	0	0	0	0	0	0	0	0
1993	0	0	0	0	0	0	0	0	0	0	0	0	0
1994	0	0	0	0	0	0	0	0	0	0	0	0	0
1995	0	0	0	0	0	0	0	0	0	0	0	0	0
1996	0	0	0	0	0	0	0	0	0	0	0	0	0
1997	0	0	0	0	0	0	0	0	0	0	0	0	0
1998	0	0	0	0	0	0	0	0	0	0	0	0	0
1999	0	0	0	0	0	0	0	0	0	0	0	0	0
2000	0	0	0	0	0	0	0	0	0	0	0	0	0
2001	0	0	0	0	0	0	0	1	0	1	1	1	1
2002	10	10	10	1	2	2	2	1	0	0	1	1	1
2003	2	2	2	2	2	2	2	2	3	3	2	2	2
2004	1	1	1	1	1	1	1	1	1	1	0	0	0
2005	3	3	2	2	2	2	2	2	1	1	1	1	1
2006	7	7	6	8	4	4	3	3	3	3	3	3	3
2007	27	28	29	29	27	8	9	9	8	8	8	8	8
2008	13	13	12	12	14	11	11	9	11	16	18	17	17
2009	93	79	75	66	62	58	55	39	29	28	40	29	29
2010	205	175	146	134	126	116	99	88	80	74	71	62	62
2011	949	810	713	600	505	456	388	345	303	271	243	220	220
2012	6684	5850	5226	4467	3807	3362	2824	2494	2128	1783	1526	1311	1311
2013	903	1577	2122	3402	4003	4338	4543	4723	4889	5075	5268	5281	5281
2014													56

CUYAHOGA COUNTY COMMON PLEAS COURT

Total Pending Judicial Foreclosure Cases Referred to Magistrates (C)

The following chart is a display of the total number of pending Judicial Foreclosure cases referred to the Magistrates on specific dates. The table below shows the number of these cases pending from each year since 1990.

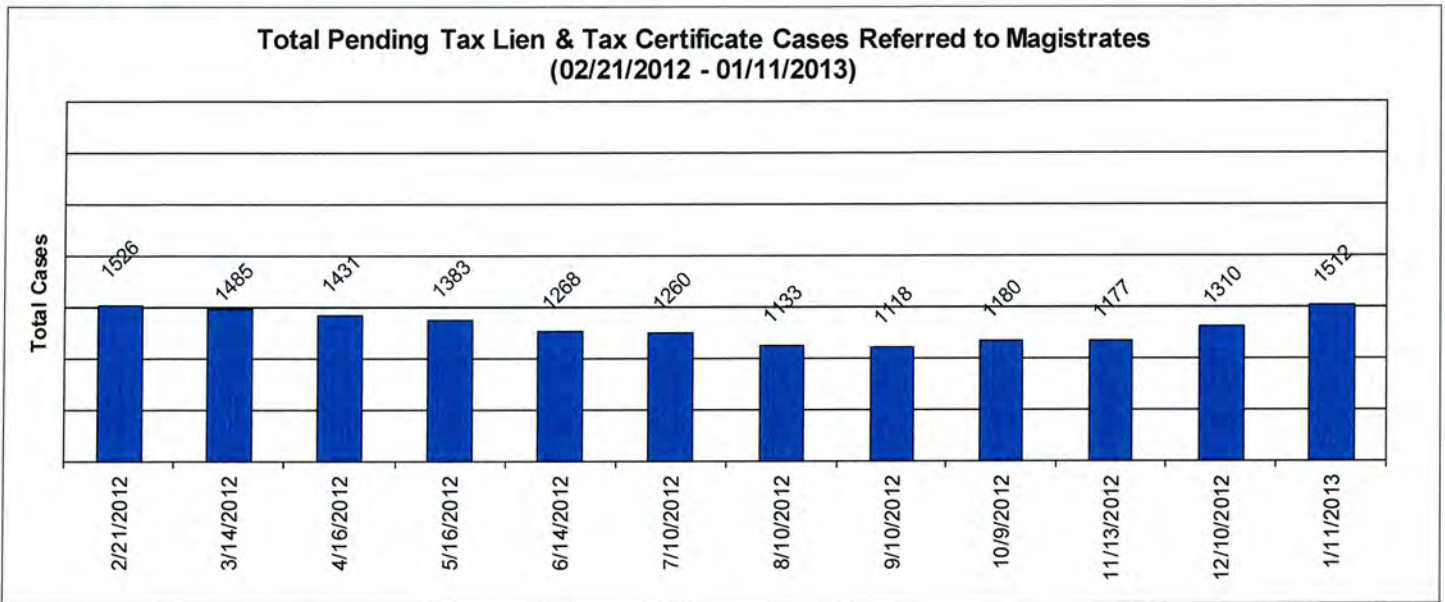


	As of:	2/10/2014	3/11/2014																	
Year																				
1990		0	0																	
1991		0	0																	
1992		0	0																	
1993		0	0																	
1994		0	0																	
1995		0	0																	
1996		0	0																	
1997		0	0																	
1998		0	0																	
1999		0	0																	
2000		0	0																	
2001		0	0																	
2002		1	1																	
2003		2	2																	
2004		0	0																	
2005		1	1																	
2006		2	1																	
2007		7	7																	
2008		16	15																	
2009		28	25																	
2010		59	53																	
2011		205	183																	
2012		1087	914																	
2013		4773	4200																	
2014		707	1360																	
Total		6888	6762																	

CUYAHOGA COUNTY COMMON PLEAS COURT

Total Pending Tax Lien & Certificate Cases Referred to Magistrates (A)

The following chart is a display of the number of pending tax Judicial Foreclosure cases referred to the Magistrates on specific dates. The table below shows the number of pending tax Judicial Foreclosure cases in each year since 1990.




	As of:	2/21/2012	3/14/2012	4/16/2012	5/16/2012	6/14/2012	7/10/2012	8/10/2012	9/10/2012	10/9/2012	11/13/2012	12/10/2012	1/11/2013
Year													
1990		0	0	0	0	0	0	0	0	0	0	0	0
1991		0	0	0	0	0	0	0	0	0	0	0	0
1992		0	0	0	0	0	0	0	0	0	0	0	0
1993		0	0	0	0	0	0	0	0	0	0	0	0
1994		0	0	0	0	0	0	0	0	0	0	0	0
1995		0	0	0	0	0	0	0	0	0	0	0	0
1996		0	0	0	0	0	0	0	0	0	0	0	0
1997		0	0	0	0	0	0	0	0	0	0	0	0
1998		0	0	0	0	0	0	0	0	0	0	0	0
1999		0	0	0	0	0	0	0	0	0	0	0	0
2000		0	0	0	0	0	0	0	0	0	0	0	0
2001		0	0	0	0	0	0	0	0	0	0	0	0
2002		0	0	0	1	0	0	0	0	0	0	0	0
2003		0	0	0	0	0	0	0	0	0	0	0	0
2004		0	1	1	2	2	2	2	1	2	1	1	1
2005		1	0	0	0	0	0	0	0	0	0	0	0
2006		1	1	1	1	2	1	0	0	0	0	0	0
2007		5	5	5	4	4	5	5	4	3	3	3	3
2008		5	5	8	5	5	5	4	4	3	2	2	2
2009		80	79	78	77	69	67	63	55	53	48	46	36
2010		157	141	138	127	113	111	103	93	87	75	75	73
2011		957	888	785	693	576	529	444	401	367	338	318	280
2012		320	365	415	473	497	540	512	560	665	710	865	997
2013													120
Total		1526	1485	1431	1383	1268	1260	1133	1118	1180	1177	1310	1512

CUYAHOGA COUNTY COMMON PLEAS COURT

Total Pending Tax Lien & Certificate Cases Referred to Magistrates (B)

The following chart is a display of the number of pending tax Judicial Foreclosure cases referred to the Magistrates on specific dates. The table below shows the number of pending tax Judicial Foreclosure cases in each year since 1990.




	As of:											
	2/11/2013	3/12/2013	4/8/2013	5/9/2013	6/10/2013	7/8/2013	8/9/2013	9/9/2013	10/7/2013	11/7/2013	12/9/2013	
Year	0	0	0	0	0	0	0	0	0	0	0	
1990	0	0	0	0	0	0	0	0	0	0	0	
1991	0	0	0	0	0	0	0	0	0	0	0	
1992	0	0	0	0	0	0	0	0	0	0	0	
1993	0	0	0	0	0	0	0	0	0	0	0	
1994	0	0	0	0	0	0	0	0	0	0	0	
1995	0	0	0	0	0	0	0	0	0	0	0	
1996	0	0	0	0	0	0	0	0	0	0	0	
1997	0	0	0	0	0	0	0	0	0	0	0	
1998	0	0	0	0	0	0	0	0	0	0	0	
1999	0	0	0	0	0	0	0	0	0	0	0	
2000	0	0	0	0	0	0	0	0	0	0	0	
2001	0	0	0	0	0	0	0	0	0	1	1	
2002	0	0	0	0	0	0	0	1	0	0	0	
2003	0	0	0	0	0	0	0	0	1	1	0	
2004	1	1	1	1	1	1	1	1	1	1	0	
2005	1	1	0	0	0	0	0	0	0	0	0	
2006	0	0	1	3	1	1	1	6	1	1	1	
2007	4	4	4	4	4	4	5	5	5	4	4	
2008	3	2	1	1	1	1	1	2	4	6	6	
2009	36	28	25	23	22	17	17	20	15	9	15	
2010	69	58	46	41	40	36	32	34	33	10	34	
2011	272	243	213	187	163	145	132	126	117	117	112	
2012	1109	1029	982	924	869	795	709	682	608	532	468	
2013	114	161	192	895	1062	1063	1052	1106	1158	1250	1334	
Total	1609	1527	1273	2079	2163	2063	1950	1983	1943	1932	1975	

CUYAHOGA COUNTY COMMON PLEAS COURT

Total Pending Tax Lien & Certificate Cases Referred to Magistrates (C)

The following chart is a display of the number of pending tax Judicial Foreclosure cases referred to the Magistrates on specific dates. The table below shows the number of pending tax Judicial Foreclosure cases in each year since 1990.

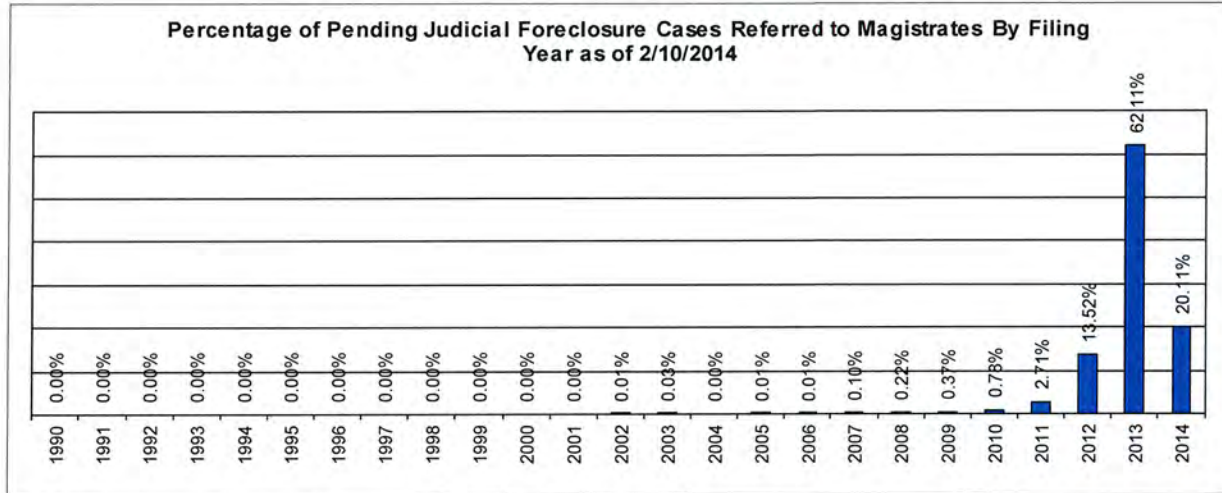


	As of:	2/10/2014	3/11/2014																	
Year																				
1990		0	0																	
1991		0	0																	
1992		0	0																	
1993		0	0																	
1994		0	0																	
1995		0	0																	
1996		0	0																	
1997		0	0																	
1998		0	0																	
1999		0	0																	
2000		0	0																	
2001		0	0																	
2002		0	0																	
2003		0	0																	
2004		0	0																	
2005		0	0																	
2006		1	0																	
2007		2	2																	
2008		6	5																	
2009		15	15																	
2010		27	24																	
2011		96	93																	
2012		317	277																	
2013		1291	1174																	
2014		112	305																	
Total		1867	1895																	

CUYAHOGA COUNTY COMMON PLEAS COURT

Percentage of Pending Judicial Foreclosure Cases By Filing Year

The following chart is a representation of the total number of pending Judicial Foreclosure cases by filing year expressed as a percentage on a specific date. The table below is the supporting data for this chart.

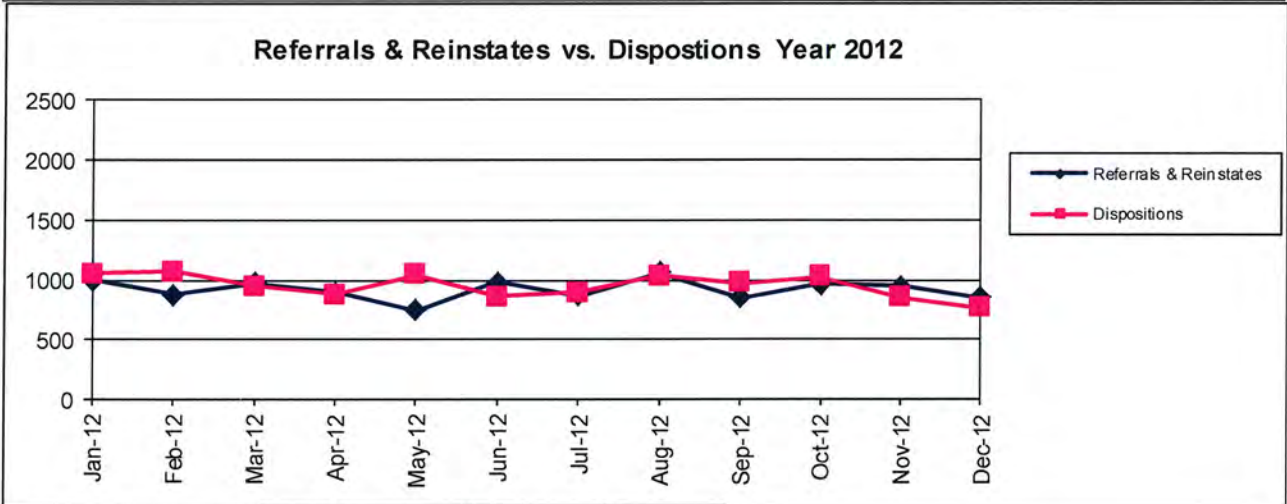
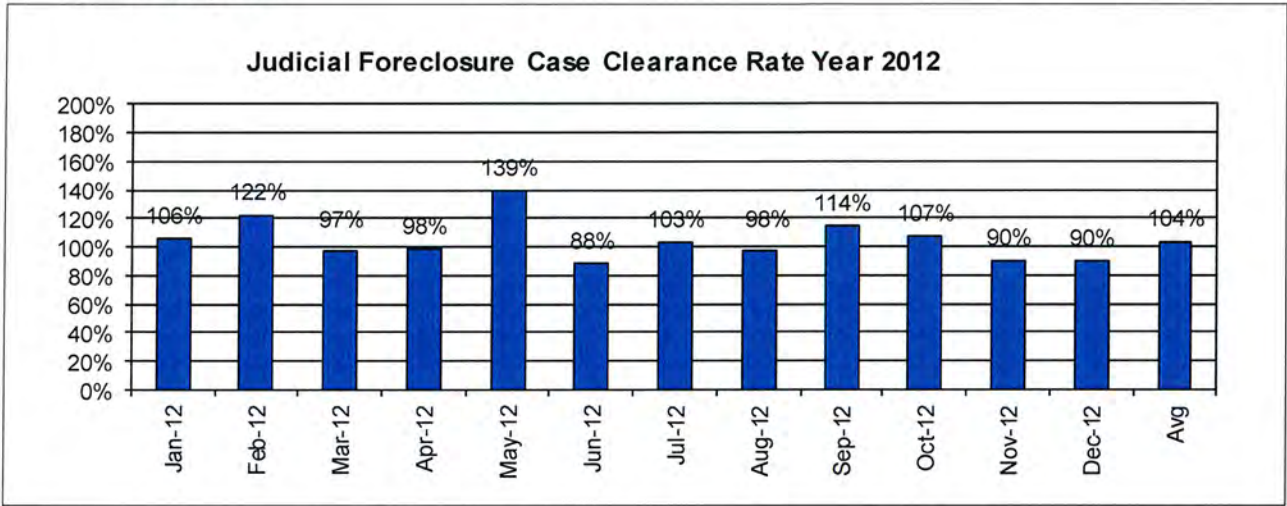


Year	As of:	% of Total
	3/11/2014	
1990	0	0.00%
1991	0	0.00%
1992	0	0.00%
1993	0	0.00%
1994	0	0.00%
1995	0	0.00%
1996	0	0.00%
1997	0	0.00%
1998	0	0.00%
1999	0	0.00%
2000	0	0.00%
2001	0	0.00%
2002	1	0.01%
2003	2	0.03%
2004	0	0.00%
2005	1	0.01%
2006	1	0.01%
2007	7	0.10%
2008	15	0.22%
2009	25	0.37%
2010	53	0.78%
2011	183	2.71%
2012	914	13.52%
2013	4200	62.11%
2014	1360	20.11%

CUYAHOGA COUNTY COMMON PLEAS COURT

Judicial Foreclosure Clearance Rate Year 2012

The Clearance Rate is the number of outgoing cases as a percentage of the number of incoming cases. Clearance rate measures whether the court is keeping up with its incoming caseload. If cases are not disposed in a timely manner, a backlog of cases awaiting disposition will grow. A Clearance Rate of 100% indicates that at least as many cases as have been filed, reopened, or reactivated in a period have been disposed.

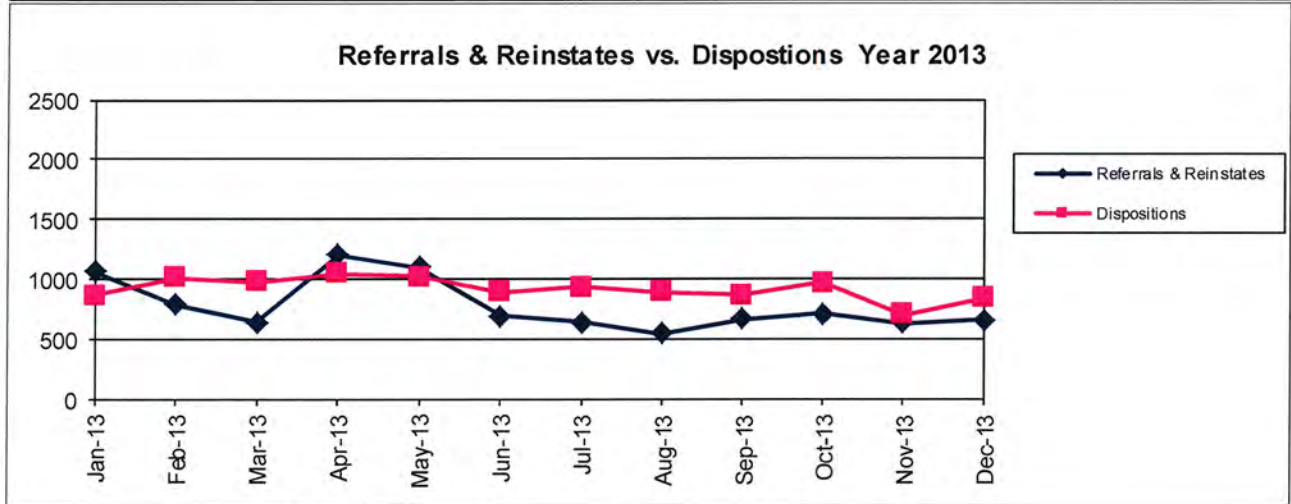
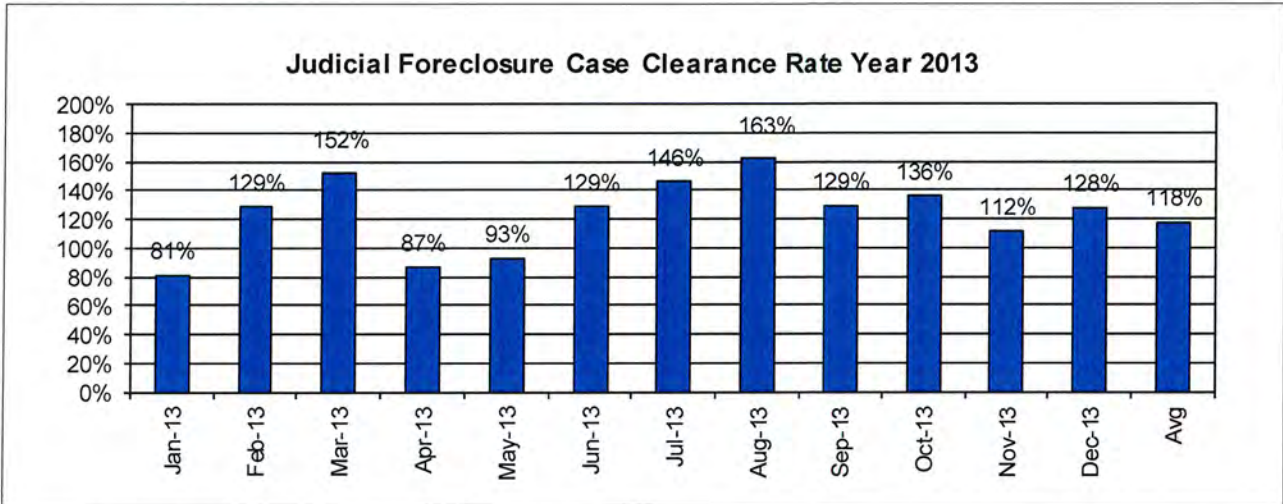


	Referrals & Reinstates	Dispositions	Clearance Rate
Jan-12	995	1051	106%
Feb-12	874	1068	122%
Mar-12	974	944	97%
Apr-12	894	880	98%
May-12	750	1044	139%
Jun-12	982	863	88%
Jul-12	869	896	103%
Aug-12	1058	1034	98%
Sep-12	851	972	114%
Oct-12	961	1028	107%
Nov-12	948	854	90%
Dec-12	854	766	90%
Avg	918	950	104%
Total	11010	11400	

CUYAHOGA COUNTY COMMON PLEAS COURT

Judicial Foreclosure Clearance Rate Year 2013

The Clearance Rate is the number of outgoing cases as a percentage of the number of incoming cases. Clearance rate measures whether the court is keeping up with its incoming caseload. If cases are not disposed in a timely manner, a backlog of cases awaiting disposition will grow. A Clearance Rate of 100% indicates that at least as many cases as have been filed, reopened, or reactivated in a period have been disposed.

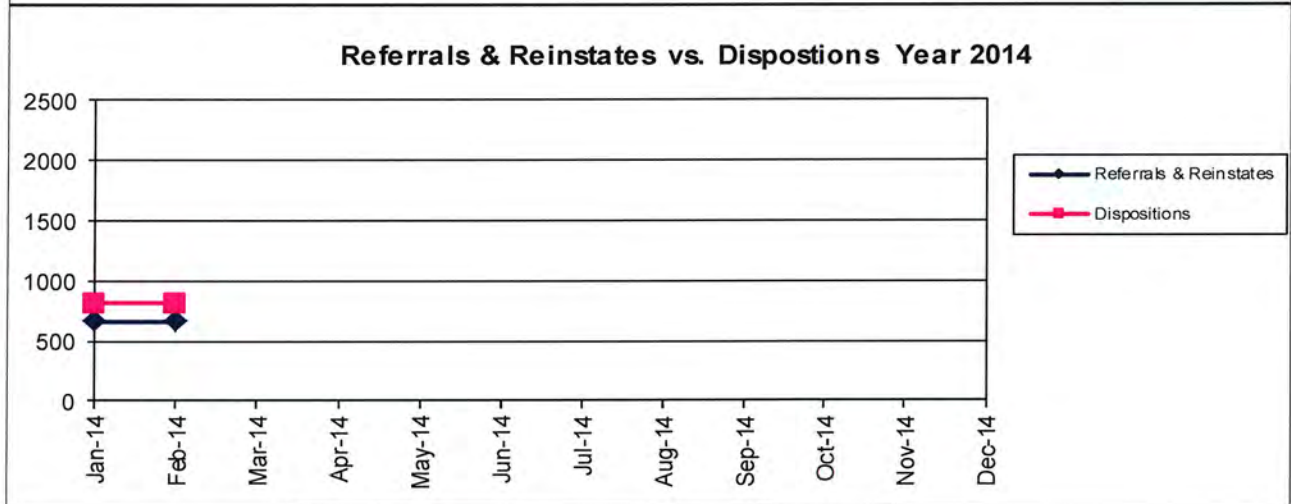
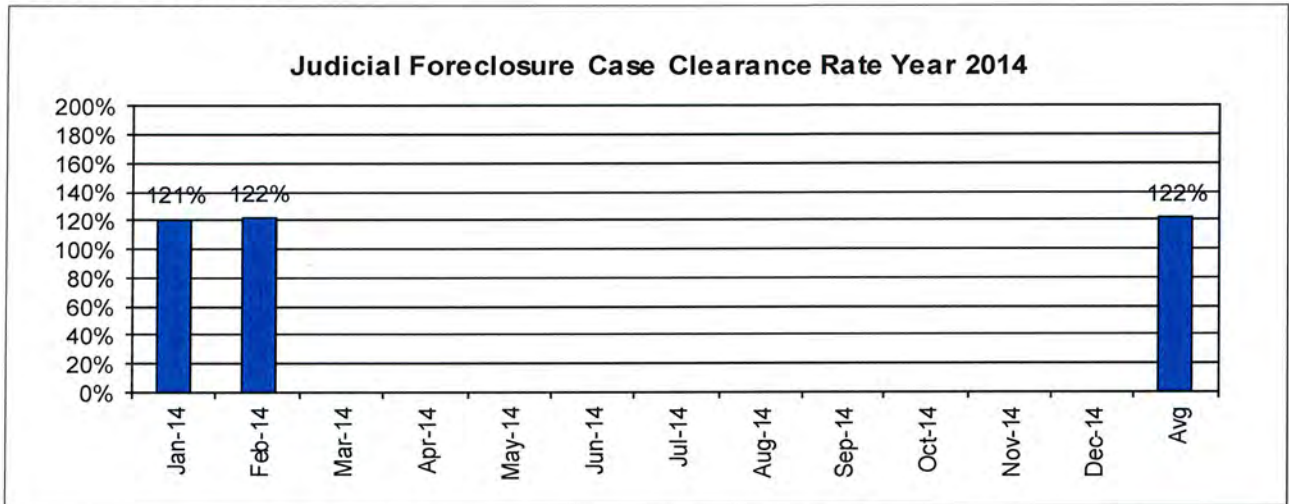


	Referrals & Reinstates	Dispositions	Clearance Rate
Jan-13	1069	870	81%
Feb-13	788	1013	129%
Mar-13	643	980	152%
Apr-13	1211	1052	87%
May-13	1102	1025	93%
Jun-13	696	895	129%
Jul-13	644	940	146%
Aug-13	550	896	163%
Sep-13	670	866	129%
Oct-13	713	969	136%
Nov-13	632	705	112%
Dec-13	658	841	128%
Avg	781	921	118%
Total	9376	11052	

CUYAHOGA COUNTY COMMON PLEAS COURT

Judicial Foreclosure Clearance Rate Year 2014

The Clearance Rate is the number of outgoing cases as a percentage of the number of incoming cases. Clearance rate measures whether the court is keeping up with its incoming caseload. If cases are not disposed in a timely manner, a backlog of cases awaiting disposition will grow. A Clearance Rate of 100% indicates that at least as many cases as have been filed, reopened, or reactivated in a period have been disposed.

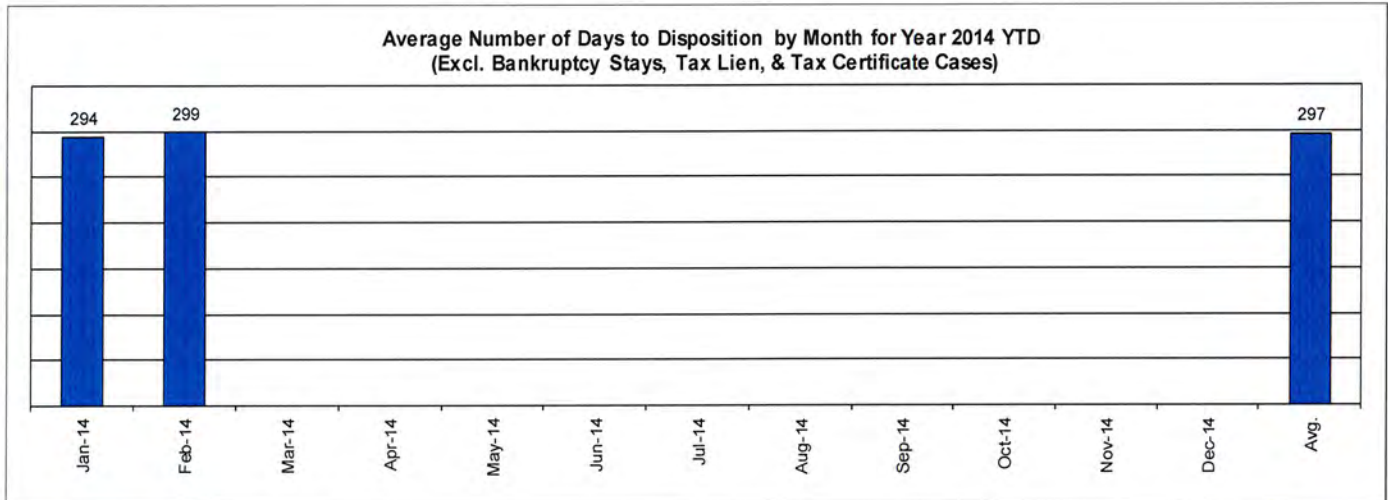
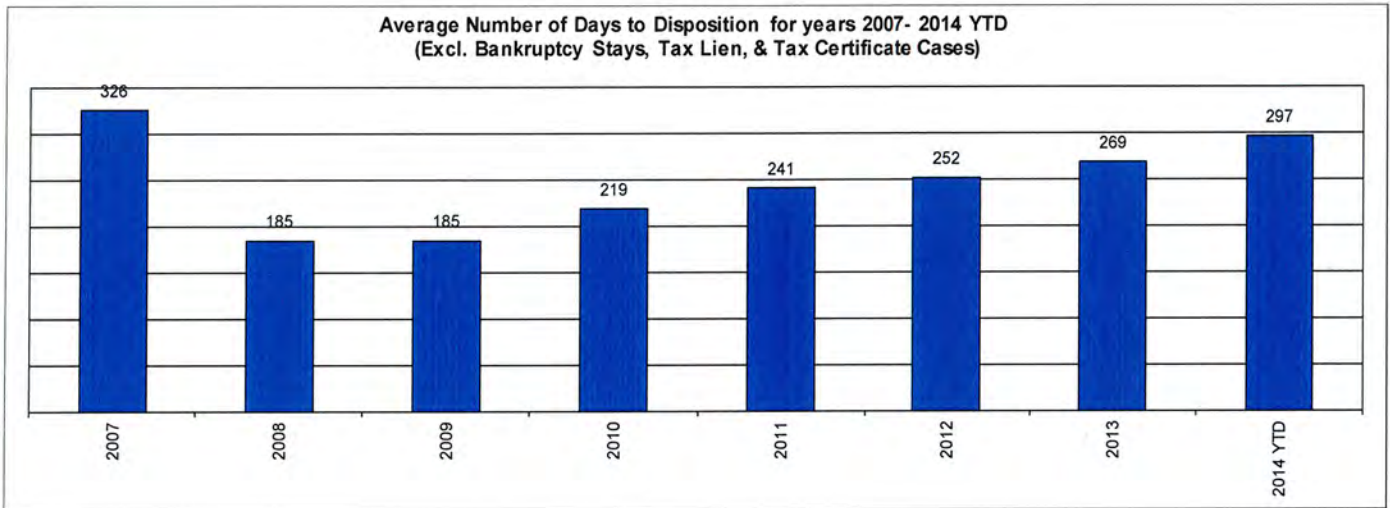


	Referrals & Reinstates	Dispositions	Clearance Rate
Jan-14	667	808	121%
Feb-14	663	809	122%
Mar-14			
Apr-14			
May-14			
Jun-14			
Jul-14			
Aug-14			
Sep-14			
Oct-14			
Nov-14			
Dec-14			
Avg	665	809	122%
Total	1330	1617	

CUYAHOGA COUNTY COMMON PLEAS COURT

Avg. Number of Days to Disp. (Excl. Bank. Stays & Tax Lien & Tax Cert.)

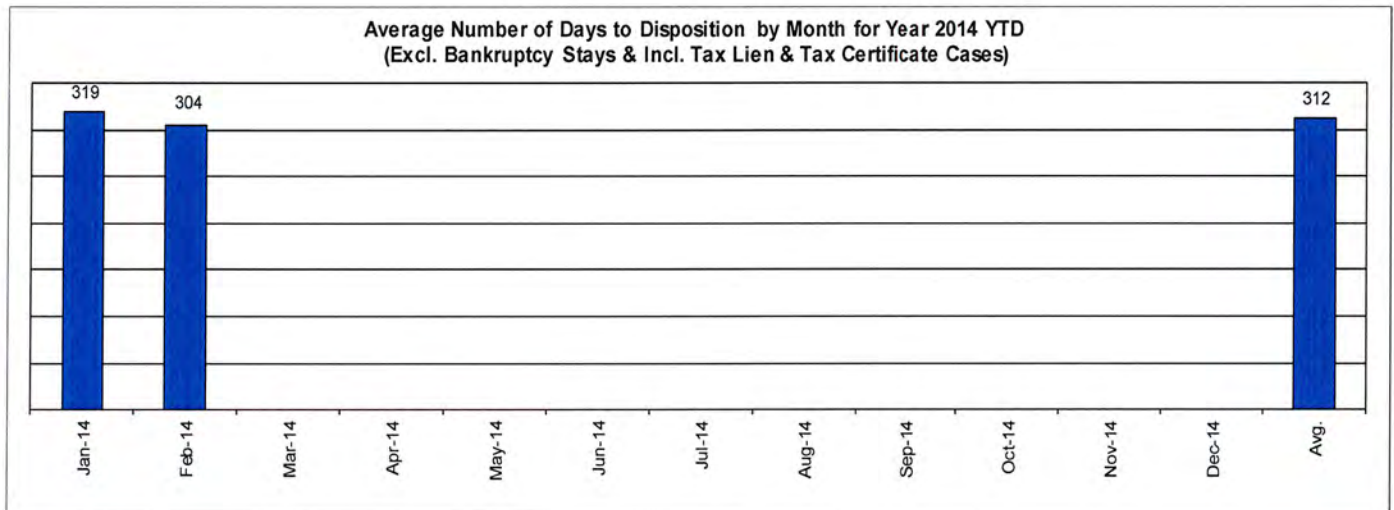
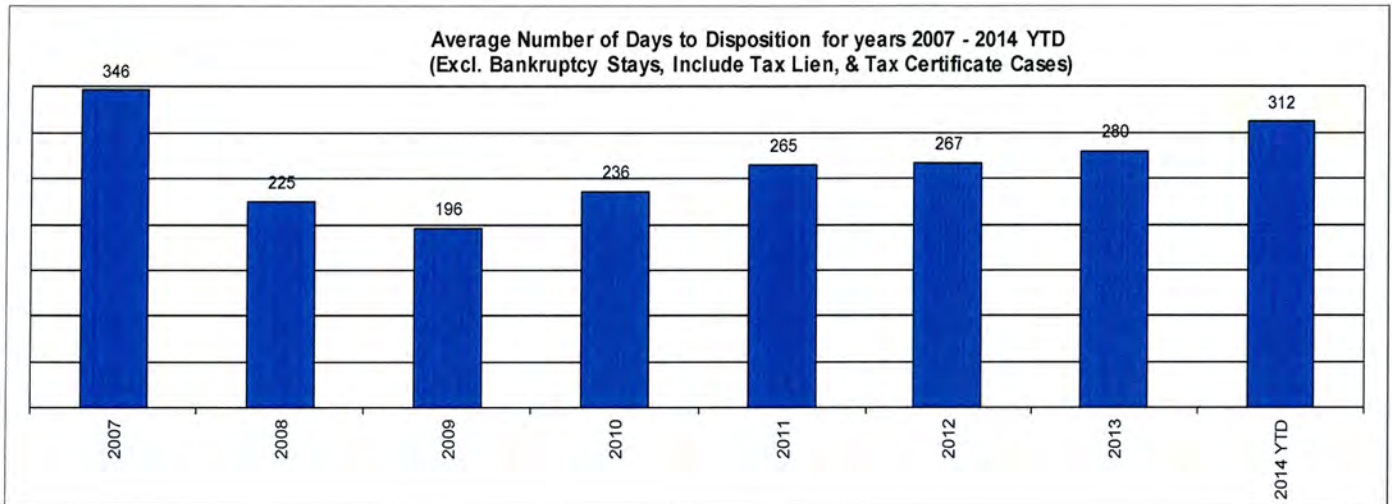
The average number of days to disposition is the number of days from filing to a final disposition entry being filed with the Clerk of Court. The data sample is based on all judicial foreclosure cases terminated by decree or dismissal (cases terminated by bankruptcy are not included) in a month. Each case is examined to determine the number of days between filing and termination with the periods that a case may have been in bankruptcy subtracted. Adding the total days of all of the cases minus bankruptcy periods and dividing by the total number of cases calculates the average. In the following chart, tax judicial foreclosure cases are excluded.



CUYAHOGA COUNTY COMMON PLEAS COURT

Avg. Number of Days to Disp. (Excl. Bank. Stays & Incl. Tax Lien & Tax Cert.)

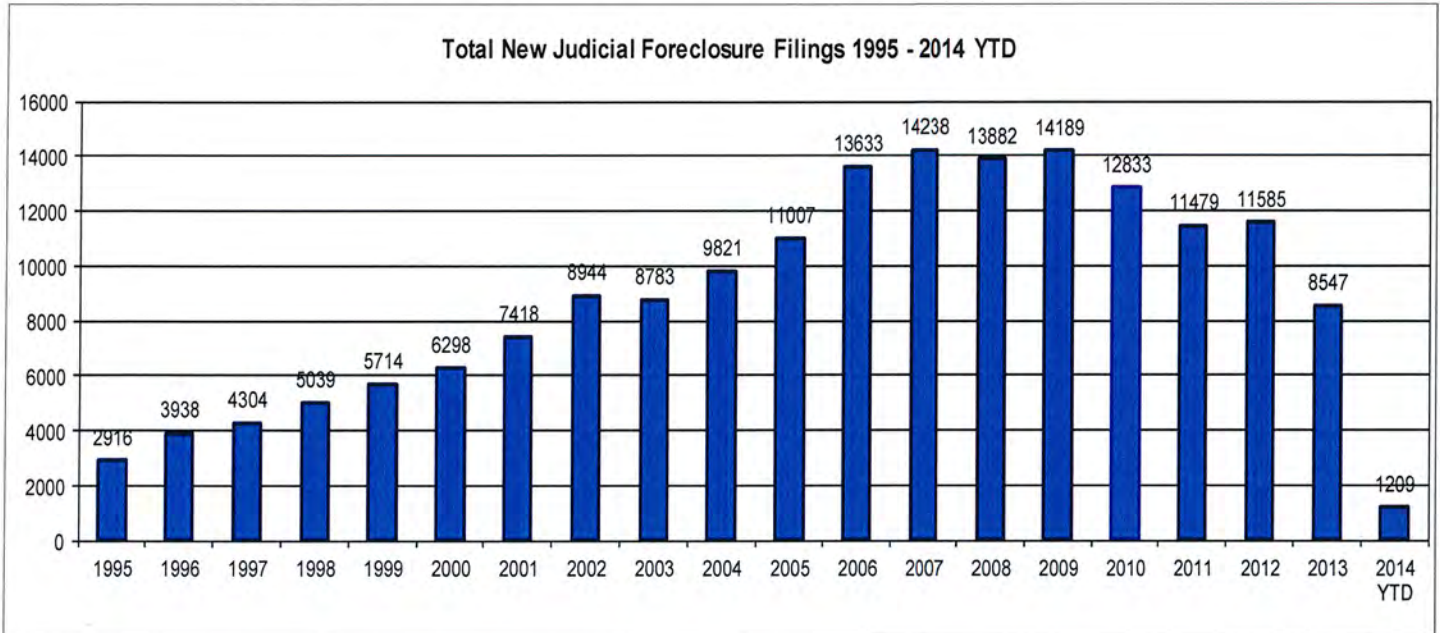
The average number of days to disposition is the number of days from filing to a final disposition entry being filed with the Clerk of Court. The data sample is based on all Judicial Foreclosure cases terminated by decree or dismissal (cases terminated by bankruptcy are not included) in a month. Each case is examined to determine the number of days between filing and termination with the periods that a case may have been in bankruptcy subtracted. Adding the total days of all of the cases minus bankruptcy periods and dividing by the total number of cases calculates the average. In the following chart, all types of Judicial Foreclosure cases are included.



Total New Judicial Foreclosure Filings

The following charts are provided as a historical view of new judicial foreclosure filings.

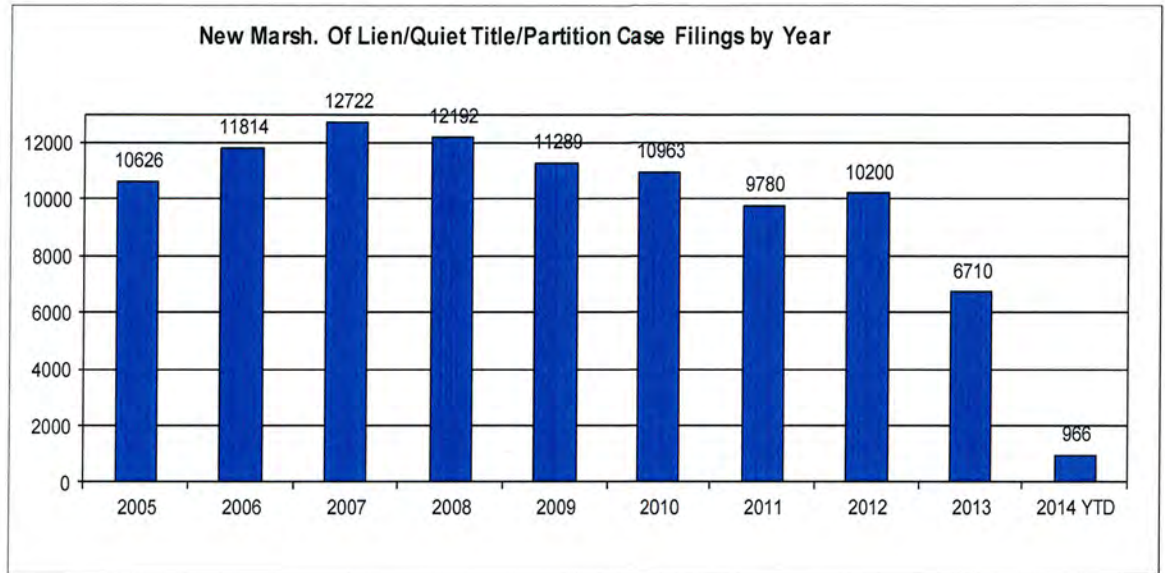
1. Total New Judicial Foreclosure Filings from 1995 – 2014 by year
2. Total New Marsh of Lien/Quiet Title/Partition Filings from 2011 – 2014 by month
3. Total New Tax Lien & Tax Certificate Filings for 2011 – 2014 by month
4. Total New Judicial Foreclosure Filings from 2011 – 2014 by month



CUYAHOGA COUNTY COMMON PLEAS COURT

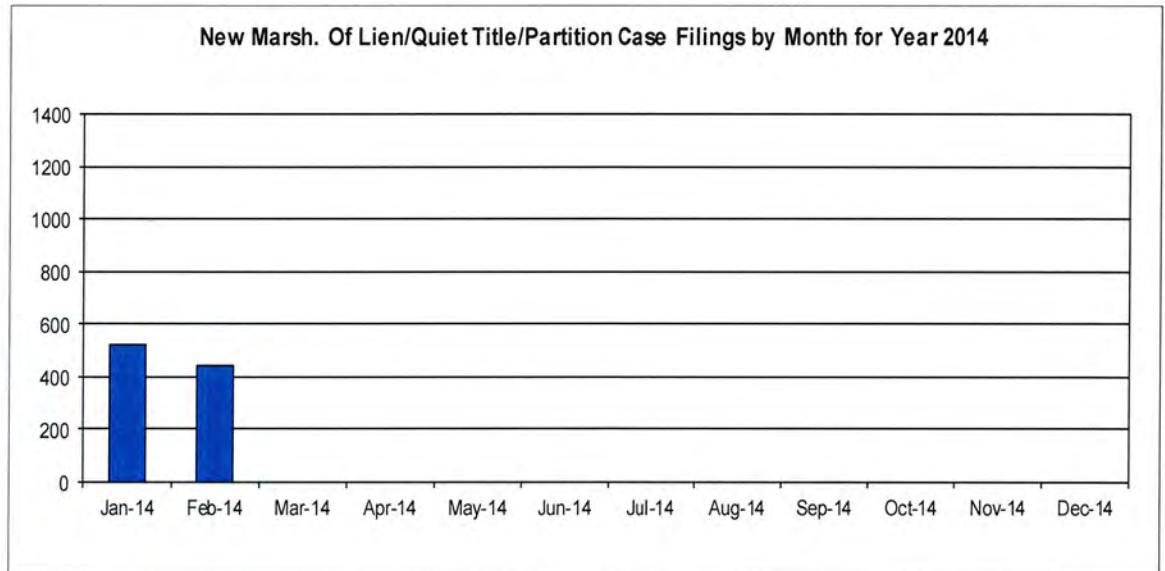
New Marsh of Lien/Quiet Title/Partition Case Filings for Years 2005 – 2014 YTD

Year	# Filings
2005	10626
2006	11814
2007	12722
2008	12192
2009	11289
2010	10963
2011	9780
2012	10200
2013	6710
2014 YTD	966



New Marsh of Lien/Quiet Title/Partition Case Filings by month for 2014 YTD

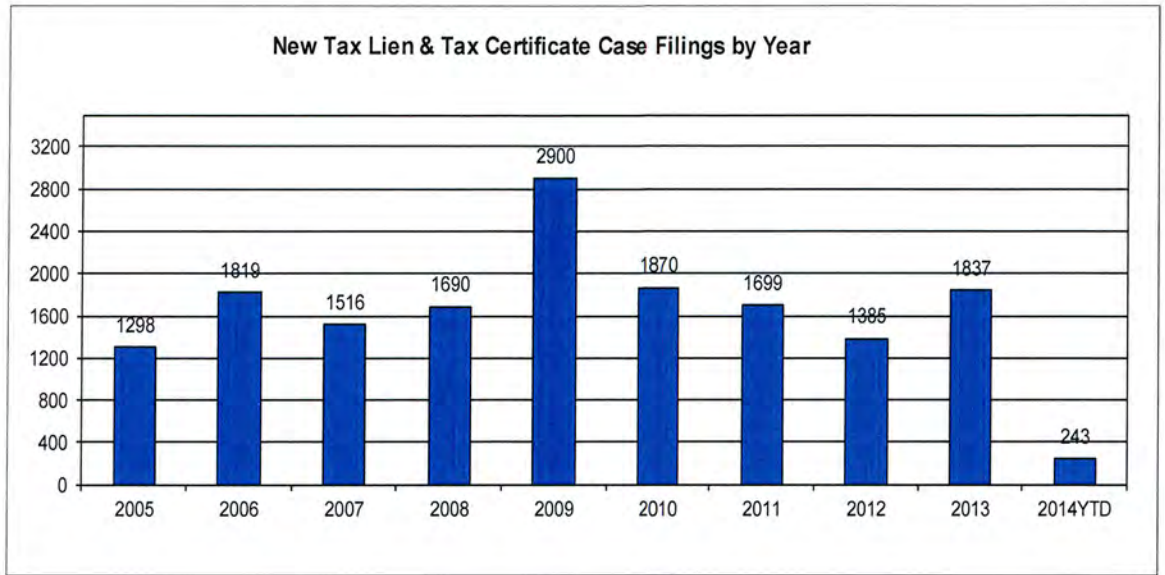
Month	# Filings
Jan-14	523
Feb-14	443
Mar-14	
Apr-14	
May-14	
Jun-14	
Jul-14	
Aug-14	
Sep-14	
Oct-14	
Nov-14	
Dec-14	
Avg	483
Total	966



CUYAHOGA COUNTY COMMON PLEAS COURT


New Tax Lien & Certificate Filings for Years 2005 – 2014 YTD

Year	# Filings
2005	1298
2006	1819
2007	1516
2008	1690
2009	2900
2010	1870
2011	1699
2012	1385
2013	1837
2014YTD	243



New Tax Lien & Certificate Filings by Month for Year 2014 YTD

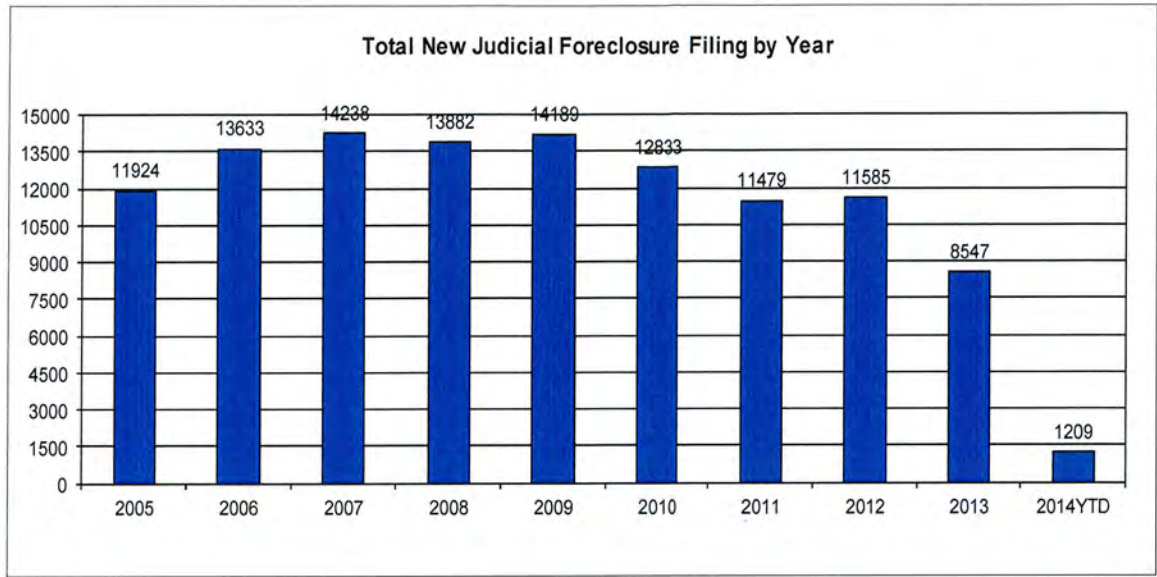
Month	# Filings
Jan-14	74
Feb-14	169
Mar-14	
Apr-14	
May-14	
Jun-14	
Jul-14	
Aug-14	
Sep-14	
Oct-14	
Nov-14	
Dec-14	
Avg	122
Total	243



CUYAHOGA COUNTY COMMON PLEAS COURT

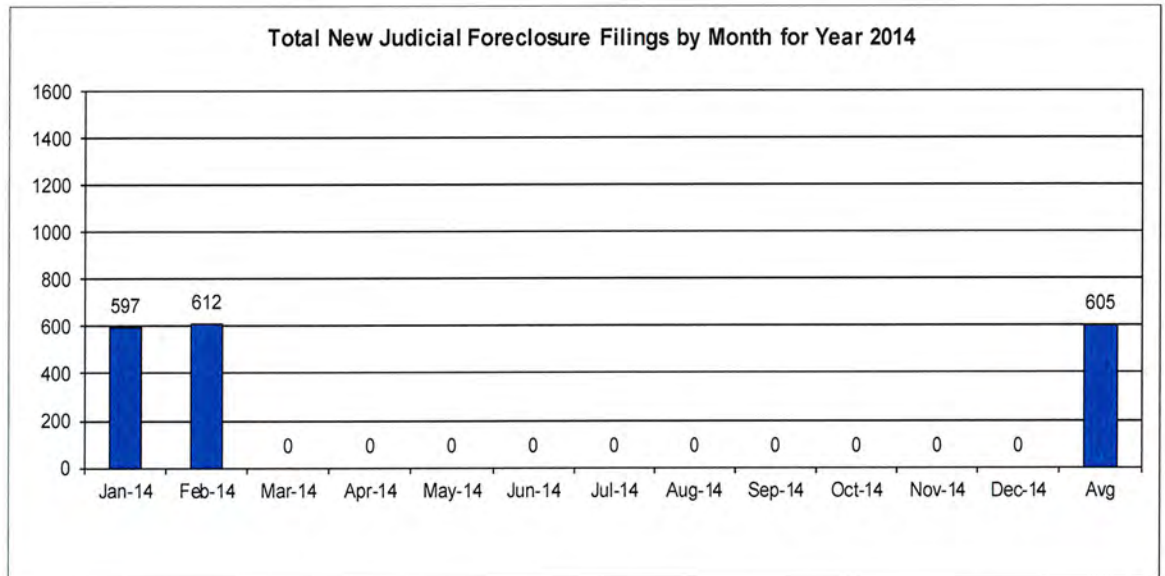
Total New Judicial Foreclosure Filings Years 2005 – 2014 YTD

Year	# Filings
2005	11924
2006	13633
2007	14238
2008	13882
2009	14189
2010	12833
2011	11479
2012	11585
2013	8547
2014 YTD	1209



Total New Judicial Foreclosure Filings by Month for Year 2014 YTD

Month	# Filings
Jan-14	597
Feb-14	612
Mar-14	
Apr-14	
May-14	
Jun-14	
Jul-14	
Aug-14	
Sep-14	
Oct-14	
Nov-14	
Dec-14	
Avg	605



Magistrate's Monthly Reports

The Magistrates' Monthly Report consists of 5 reports. Below is a description of each.

Magistrate's Monthly Supplemental Journal Entry Report (R415)

Retrieves total number of supplemental entries and Decrees of Confirmation of Sheriff's sale created during a specific period. A supplemental entry is any journal created by a magistrate, which does not close out a case. For example, any magistrate's order (MG) setting a hearing, any journal entry (JE) ruling on a motion, journals confirming Sheriff's sales, etc.).

Magistrate's Full Disposition Count by Magistrate Report (R413)

Retrieves total number of cases disposed of during a specific period. The dispositions are grouped by Magistrate and then broken down by the type of disposition (i. e. Default, Dismissed with Prejudice, Dismissed without Prejudice, etc.) This report can be printed three different ways. Including tax cases (Full Dispositions), excluding tax cases (Non-Tax Dispositions), and Tax cases only (Tax Dispositions).

Magistrate's Monthly Cases Referred/Reinstated Report (R418)

Retrieves newly filed cases referred to the Magistrates Dept. and cases previously disposed by the Magistrates Dept. that are reinstated and re-referred to the magistrates. The cases are separated by Tax (filing code 1465; Tax Judicial Foreclosure & 1466; Tax Certificate Judicial Foreclosure) and Non-Tax (1460; Judicial Foreclosure Marsh. Of Lien, 1480; Partition, 1470; Quiet Title, misc. (i. e. 1391; Contract Other, etc.).

Magistrate's Monthly Hearing Totals Report (R3146)

Retrieves total number of hearings held during one month. The hearings are grouped by Magistrate and then broken down by what type hearing was held (i. e. Default, Pretrial, etc.).

Magistrate's Monthly Case Load Report (R3147)

Retrieves individual caseload totals for individual magistrates during a specific period. The cases are grouped by magistrate and then broken down by case type (i. e. tax judicial foreclosure, tax certificate judicial foreclosure and non-tax judicial foreclosure).

CUYAHOGA COUNTY COURT OF COMMON PLEAS

DATE: 03/11/2014
TIME: 8:56 AM

OFFICE OF THE MAGISTRATES
MAGISTRATE'S MONTHLY SUPPLEMENTALS BY CASE
REPORTING PERIOD: FEBRUARY 2014

PAGE: 1
CMSR415D

SUPPLEMENTALS

AUGUSTYN	244
BAKER	465
BUCHA	264
CUTHBERT	273
DYKE	264
GAUNTNER	211
GONZALEZ	248
HIPPLEY	244
JACKSON	260
KLEIN	224
LUCAS	136
OLSZTYN	376
VOZAR	229
WEISS	239
UNACCOUNTED FOR	0

TOTAL 3677

CONFIRMATIONS

TOTAL 100

CUYAHOGA COUNTY COURT OF COMMON PLEAS

OFFICE OF THE MAGISTRATES

Full Disposition Count by Magistrate

REPORTING PERIOD: FROM 02/01/2014 TO 02/28/2014

DATE: 03/11/2014

TIME: 8:58 AM

PAGE: 1

CMSR413

MagID	Dispose Type	Tax Cert.	Tax Treas.	Total
KCA	Bank	0	0	2
	Def	11	0	32
	Dism	1	0	24
	Ref. Vacate	0	0	0
	Court Trial	0	0	0
	Other	0	0	4
	MAG'S TOTAL	12	0	62

Decrees	461
Defaults	329
Other	132
Court Trial	0
Dismissals	312
Bankruptcy	36
Ref. Vacated	0
Grand Total	809

GDB	Bank	1	0	12
	Def	10	0	25
	Dism	4	0	34
	Ref. Vacate	0	0	0
	Court Trial	0	0	0
	Other	2	0	11
	MAG'S TOTAL	17	0	82

SMB	Bank	1	0	1
	Def	7	0	17
	Dism	4	0	16
	Ref. Vacate	0	0	0
	Court Trial	0	0	0
	Other	2	0	3
	MAG'S TOTAL	14	0	37

ARC	Bank	0	0	2
	Def	3	0	29
	Dism	1	0	19
	Ref. Vacate	0	0	0
	Court Trial	0	0	0
	Other	1	0	5
	MAG'S TOTAL	5	0	55

JTD	Bank	0	0	3
	Def	9	0	31
	Dism	1	0	29
	Ref. Vacate	0	0	0
	Court Trial	0	0	0
	Other	0	3	10
	MAG'S TOTAL	10	3	73

TMG	Bank	0	0	1
	Def	3	0	19
	Dism	1	0	17
	Ref. Vacate	0	0	0
	Court Trial	0	0	0
	Other	0	0	7
	MAG'S TOTAL	4	0	44

TG	Bank	1	0	3
	Def	6	0	19
	Dism	4	0	25
	Ref. Vacate	0	0	0
	Court Trial	0	0	0
	Other	0	0	3
	MAG'S TOTAL	11	0	50

KH	Bank	0	0	5
	Def	4	0	32
	Dism	5	0	33

CUYAHOGA COUNTY COURT OF COMMON PLEAS

OFFICE OF THE MAGISTRATES

Full Disposition Count by Magistrate

REPORTING PERIOD: FROM 02/01/2014 TO 02/28/2014

DATE: 03/11/2014

TIME: 8:58 AM

PAGE: 2

CMSR413

MagID	Dispose Type	Tax Cert.	Tax Treas.	Total
	Ref. Vacate	0	0	0
	Court Trial	0	0	0
	Other	2	0	14
MAG'S TOTAL		11	0	84

MagID	Dispose Type	Tax Cert.	Tax Treas.	Total
JLJ	Bank	1	0	1
	Def	2	0	23
	Dism	1	0	21
	Ref. Vacate	0	0	0
	Court Trial	0	0	0
	Other	0	0	9
MAG'S TOTAL		4	0	54

MagID	Dispose Type	Tax Cert.	Tax Treas.	Total
MK	Bank	0	0	0
	Def	3	0	15
	Dism	4	0	18
	Ref. Vacate	0	0	0
	Court Trial	0	0	0
	Other	0	0	4
MAG'S TOTAL		7	0	37

MagID	Dispose Type	Tax Cert.	Tax Treas.	Total
PL	Bank	0	0	0
	Def	1	0	1
	Dism	3	4	11
	Ref. Vacate	0	0	0
	Court Trial	0	0	0
	Other	1	14	15
MAG'S TOTAL		5	18	27

MagID	Dispose Type	Tax Cert.	Tax Treas.	Total
CEO	Bank	2	0	4
	Def	24	0	66
	Dism	4	0	30
	Ref. Vacate	0	0	0
	Court Trial	0	0	0
	Other	7	0	16
MAG'S TOTAL		37	0	116

MagID	Dispose Type	Tax Cert.	Tax Treas.	Total
TJV	Bank	1	0	2
	Def	1	0	12
	Dism	2	0	14
	Ref. Vacate	0	0	0
	Court Trial	0	0	0
	Other	0	0	11
MAG'S TOTAL		4	0	39

MagID	Dispose Type	Tax Cert.	Tax Treas.	Total
CW	Bank	0	0	0
	Def	2	0	8
	Dism	3	8	21
	Ref. Vacate	0	0	0
	Court Trial	0	0	0
	Other	0	17	20
MAG'S TOTAL		5	25	49

CUYAHOGA COUNTY COURT OF COMMON PLEAS

DATE: 03/11/2014
 TIME: 08:58 AM

OFFICE OF THE MAGISTRATES
 MAGISTRATE'S MONTHLY REF/REIN CASES
 FROM 02/01/2014 TO 02/28/2014

CMSR418

MAGISTRATE	NEW REFERRALS				REINSTATED			
	Tax Treas.	Tax Cert.	Non-Tax	Total	Tax Treas.	Tax Cert.	Non-Tax	Total
<u>AUGUSTYN/KEVIN/C</u>	0	6	22	28	0	0	3	3
<u>BAKER/GAIL/D</u>	0	17	61	78	0	2	5	7
<u>BUCHA/STEPHEN/M</u>	1	11	24	36	0	0	3	3
<u>CUTHBERT/AMY/R</u>	1	9	42	52	0	0	2	2
<u>DYKE/JOHN/T</u>	2	12	42	56	0	0	5	5
<u>GAUNTNER/TIMOTHY/M</u>	0	5	19	24	0	0	6	6
<u>GONZALEZ/TRACEY/</u>	0	15	38	53	0	0	8	8
<u>HIPPLEY/KEVIN/</u>	2	12	47	61	0	0	2	2
<u>JACKSON/JIM/L</u>	1	10	30	41	0	0	6	6
<u>KLEIN/MONICA/</u>	1	8	23	32	0	0	0	0
<u>LUCAS/PAUL/</u>	10	4	13	27	0	0	0	0
<u>OLSZTYN/CHRISTOPHER/E</u>	0	11	33	44	0	0	5	5
<u>VOZAR/THOMAS/J</u>	3	10	31	44	0	0	4	4
<u>WEISS/CAROL/</u>	10	8	13	31	3	1	1	5
<u>TOTAL</u>	31	138	438	607	3	3	50	56
<u>COMBINED TOTAL</u>	663							

CUYAHOGA COUNTY COURT OF COMMON PLEAS

OFFICE OF THE MAGISTRATES

MAG MONTHLY HEARING TOTALS

Reporting Period: February 2014

DATE: 03/11/2014
TIME: 08:59 AM

PAGE: 1
CMSR3146

Monthly Hearing Total 764

AUGUSTYN	
Default Hearings	30
Tax Hearings	0
Pretrials	9
<hr/>	
TOTAL:	39
BAKER	
Default Hearings	54
Tax Hearings	0
Pretrials	10
<hr/>	
TOTAL:	64
BUCHA	
Default Hearings	21
Tax Hearings	0
Pretrials	33
<hr/>	
TOTAL:	54
CUTHBERT	
Default Hearings	69
Tax Hearings	0
Pretrials	16
<hr/>	
TOTAL:	85
DYKE	
Default Hearings	9
Tax Hearings	0
Pretrials	4
<hr/>	
TOTAL:	13
GAUNTNER	
Default Hearings	41
Tax Hearings	0
Pretrials	21
<hr/>	
TOTAL:	62
GONZALEZ	
Default Hearings	42
Tax Hearings	0
Pretrials	11
<hr/>	
TOTAL:	53
HIPPLEY	
Default Hearings	59
Tax Hearings	0
Pretrials	3
<hr/>	
TOTAL:	62
JACKSON	
Default Hearings	65
Tax Hearings	0
Pretrials	19
<hr/>	
TOTAL:	84
KLEIN	
Default Hearings	22
Tax Hearings	0
Pretrials	15
<hr/>	

CUYAHOGA COUNTY COURT OF COMMON PLEAS

OFFICE OF THE MAGISTRATES

MAG MONTHLY HEARING TOTALS

Reporting Period: February 2014

DATE: 03/11/2014
TIME: 08:59 AM

PAGE: 2
CMSR3146

TOTAL:	37
LUCAS	
Default Hearings	26
Tax Hearings	42
Pretrials	3
<hr/>	
TOTAL:	71
OLSZTYN	
Default Hearings	28
Tax Hearings	0
Pretrials	15
<hr/>	
TOTAL:	43
VOZAR	
Default Hearings	31
Tax Hearings	1
Pretrials	22
<hr/>	
TOTAL:	54
WEISS	
Default Hearings	19
Tax Hearings	19
Pretrials	5
<hr/>	
TOTAL:	43

CUYAHOGA COUNTY COURT OF COMMON PLEAS

DATE: 03/11/2014
 TIME: 9:00 AM

Office of the Magistrates
 Magistrate's Monthly Case Load
 MONTH: FEBRUARY 2014

PAGE: 1
 CMSR3147

Magistrate Name	Non Tax Total	Tax Cert.	Tax Treas.	Total Tax	Total Cases
AUGUSTYN	192	42	0	42	234
BAKER	450	95	0	95	545
BUCHA	388	89	1	90	478
CUTHBERT	458	83	1	84	542
DYKE	306	59	14	73	379
GAUNTNER	3	0	0	0	3
GONZALEZ	434	84	0	84	518
HIPPLEY	516	104	2	106	622
JACKSON	486	99	1	100	586
KLEIN	261	48	1	49	310
LUCAS	243	209	406	615	858
OLSZTYN	296	52	0	52	348
VOZAR	383	77	17	94	477
WEISS	145	65	317	382	527
Non Tax Total:	4561	Cert.Tax Total: 1106	Tax Treas. Total: 760	Total Tax: 1866	Total Cases: 6427

Report CMSR1062 - Judicial Foreclosure Statistics by Judge

Report CMSR1062 provides a list of judicial foreclosure case activity for each Judge. The report identifies how many cases were pending at the beginning of the period. The new cases filed and cases that were transferred in or reactivated are added to the number pending at the beginning of the period. It then shows the type and number of terminations for the period. The total terminations are subtracted from the total pending which provides the pending at the end of the period.

CUYAHOGA COUNTY COURT OF COMMON PLEAS

DATE: 03/11/2014
TIME: 09:00 AM

Foreclosure Statistics by Judge
Reporting Period: February 2014

PAGE: 1
CMSR1062

Judge

AMBROSE, DICK							
	Pending at Beg of Period		New Cases Filed		Cases Transferred In / Reactivated		Total
	173		15		8		196
Terminations							
	Bankruptcy	Default	RefVacated	Court Trial	Dismiss	Other	Total
	2	24	0	0	13	13	52
	Total Pending at End of Period						144

ASTRAB, MICHAEL							
	Pending at Beg of Period		New Cases Filed		Cases Transferred In / Reactivated		Total
	218		21		7		246
Terminations							
	Bankruptcy	Default	RefVacated	Court Trial	Dismiss	Other	Total
	2	8	0	0	12	10	32
	Total Pending at End of Period						214

BARKER, PAMELA A							
	Pending at Beg of Period		New Cases Filed		Cases Transferred In / Reactivated		Total
	228		20		6		254
Terminations							
	Bankruptcy	Default	RefVacated	Court Trial	Dismiss	Other	Total
	0	12	0	0	13	6	31
	Total Pending at End of Period						223

BURNSIDE, JANET R							
	Pending at Beg of Period		New Cases Filed		Cases Transferred In / Reactivated		Total
	211		19		4		234
Terminations							
	Bankruptcy	Default	RefVacated	Court Trial	Dismiss	Other	Total
	0	15	0	0	7	13	35
	Total Pending at End of Period						199

CALABRESE, DEENA R							
	Pending at Beg of Period		New Cases Filed		Cases Transferred In / Reactivated		Total
	179		18		7		204
Terminations							
	Bankruptcy	Default	RefVacated	Court Trial	Dismiss	Other	Total
	0	11	0	0	8	6	25
	Total Pending at End of Period						179

CLANCY, MAUREEN							
	Pending at Beg of Period		New Cases Filed		Cases Transferred In / Reactivated		Total
	185		20		8		213
Terminations							
	Bankruptcy	Default	RefVacated	Court Trial	Dismiss	Other	Total
	1	9	0	0	7	10	27
	Total Pending at End of Period						186

COLLIER-WILLIAMS, CASSANDRA							
	Pending at Beg of Period		New Cases Filed		Cases Transferred In / Reactivated		Total
	233		13		10		256
Terminations							
	Bankruptcy	Default	RefVacated	Court Trial	Dismiss	Other	Total
	1	8	0	0	8	11	28
	Total Pending at End of Period						228

CORRIGAN, BRIAN J

CUYAHOGA COUNTY COURT OF COMMON PLEAS

DATE: 03/11/2014
TIME: 09:00 AM

Foreclosure Statistics by Judge
Reporting Period: February 2014

PAGE: 2
CMSR1062

Judge							
	Pending at Beg of Period		New Cases Filed	Cases Transferred In / Reactivated			Total
	177		21	8			206
Terminations							
	Bankruptcy	Default	RefVacated	Court Trial	Dismiss	Other	Total
	1	6	0	0	11	7	25
Total Pending at End of Period							181
CORRIGAN, PETER J							
	Pending at Beg of Period		New Cases Filed	Cases Transferred In / Reactivated			Total
	159		16	4			179
Terminations							
	Bankruptcy	Default	RefVacated	Court Trial	Dismiss	Other	Total
	0	21	0	0	6	8	35
Total Pending at End of Period							144
DONNELLY, MICHAEL P							
	Pending at Beg of Period		New Cases Filed	Cases Transferred In / Reactivated			Total
	234		18	3			255
Terminations							
	Bankruptcy	Default	RefVacated	Court Trial	Dismiss	Other	Total
	1	14	0	0	7	9	31
Total Pending at End of Period							224
FRIEDLAND, CAROLYN B							
	Pending at Beg of Period		New Cases Filed	Cases Transferred In / Reactivated			Total
	150		22	6			178
Terminations							
	Bankruptcy	Default	RefVacated	Court Trial	Dismiss	Other	Total
	1	8	0	0	15	7	31
Total Pending at End of Period							147
FRIEDMAN, STUART A							
	Pending at Beg of Period		New Cases Filed	Cases Transferred In / Reactivated			Total
	237		19	3			259
Terminations							
	Bankruptcy	Default	RefVacated	Court Trial	Dismiss	Other	Total
	3	13	0	0	11	12	39
Total Pending at End of Period							220
FUERST, NANCY A							
	Pending at Beg of Period		New Cases Filed	Cases Transferred In / Reactivated			Total
	113		11	3			127
Terminations							
	Bankruptcy	Default	RefVacated	Court Trial	Dismiss	Other	Total
	1	2	0	0	1	6	10
Total Pending at End of Period							117
GALL, STEVEN E							
	Pending at Beg of Period		New Cases Filed	Cases Transferred In / Reactivated			Total
	181		26	10			217
Terminations							
	Bankruptcy	Default	RefVacated	Court Trial	Dismiss	Other	Total
	0	10	0	0	9	7	26
Total Pending at End of Period							191
GALLAGHER, HOLLIE L							

CUYAHOGA COUNTY COURT OF COMMON PLEAS

DATE: 03/11/2014
TIME: 09:00 AM

Foreclosure Statistics by Judge
Reporting Period: February 2014

PAGE: 3
CMSR1062

Judge

	Pending at Beg of Period		New Cases Filed		Cases Transferred In / Reactivated		Total
	161		17		2		180
Terminations							
	Bankruptcy	Default	RefVacated	Court Trial	Dismiss	Other	Total
	2	21	0	0	11	13	47
	Total Pending at End of Period						133

GAUL, DANIEL							
	Pending at Beg of Period		New Cases Filed		Cases Transferred In / Reactivated		Total
	249		16		8		273
Terminations							
	Bankruptcy	Default	RefVacated	Court Trial	Dismiss	Other	Total
	1	5	0	0	9	6	21
	Total Pending at End of Period						252

JACKSON, MICHAEL E							
	Pending at Beg of Period		New Cases Filed		Cases Transferred In / Reactivated		Total
	189		16		8		213
Terminations							
	Bankruptcy	Default	RefVacated	Court Trial	Dismiss	Other	Total
	1	4	0	0	8	8	21
	Total Pending at End of Period						192

MASON, LANCE T							
	Pending at Beg of Period		New Cases Filed		Cases Transferred In / Reactivated		Total
	206		23		5		234
Terminations							
	Bankruptcy	Default	RefVacated	Court Trial	Dismiss	Other	Total
	0	9	0	0	10	14	33
	Total Pending at End of Period						201

MATIA, DAVID T							
	Pending at Beg of Period		New Cases Filed		Cases Transferred In / Reactivated		Total
	204		20		10		234
Terminations							
	Bankruptcy	Default	RefVacated	Court Trial	Dismiss	Other	Total
	7	8	0	0	13	10	38
	Total Pending at End of Period						196

MCCLELLAND, ROBERT C							
	Pending at Beg of Period		New Cases Filed		Cases Transferred In / Reactivated		Total
	152		16		8		176
Terminations							
	Bankruptcy	Default	RefVacated	Court Trial	Dismiss	Other	Total
	1	21	0	0	9	7	38
	Total Pending at End of Period						138

MCCORMICK, TIMOTHY							
	Pending at Beg of Period		New Cases Filed		Cases Transferred In / Reactivated		Total
	143		14		8		165
Terminations							
	Bankruptcy	Default	RefVacated	Court Trial	Dismiss	Other	Total
	1	11	0	0	14	6	32
	Total Pending at End of Period						133

MCDONNELL, NANCY R

CUYAHOGA COUNTY COURT OF COMMON PLEAS

DATE: 03/11/2014
TIME: 09:00 AM

Foreclosure Statistics by Judge
Reporting Period: February 2014

PAGE: 4
CMSR1062

Judge

Pending at Beg of Period		New Cases Filed			Cases Transferred In / Reactivated			Total
173		20			6			199
Terminations	Bankruptcy	Default	RefVacated	Court Trial	Dismiss	Other	Total	
	0	6	0	0	10	12	28	
Total Pending at End of Period							171	
MCMONAGLE, RICHARD J								
Pending at Beg of Period		New Cases Filed			Cases Transferred In / Reactivated			Total
110		12			1			123
Terminations	Bankruptcy	Default	RefVacated	Court Trial	Dismiss	Other	Total	
	0	1	0	0	2	3	6	
Total Pending at End of Period							117	
O'DONNELL, JOHN P								
Pending at Beg of Period		New Cases Filed			Cases Transferred In / Reactivated			Total
117		11			4			132
Terminations	Bankruptcy	Default	RefVacated	Court Trial	Dismiss	Other	Total	
	0	5	0	0	3	4	12	
Total Pending at End of Period							120	
RUSSO, JOHN J								
Pending at Beg of Period		New Cases Filed			Cases Transferred In / Reactivated			Total
182		9			4			195
Terminations	Bankruptcy	Default	RefVacated	Court Trial	Dismiss	Other	Total	
	1	8	0	0	8	12	29	
Total Pending at End of Period							166	
RUSSO, JOSEPH D								
Pending at Beg of Period		New Cases Filed			Cases Transferred In / Reactivated			Total
181		21			4			206
Terminations	Bankruptcy	Default	RefVacated	Court Trial	Dismiss	Other	Total	
	2	7	0	0	8	8	25	
Total Pending at End of Period							181	
RUSSO, MICHAEL J								
Pending at Beg of Period		New Cases Filed			Cases Transferred In / Reactivated			Total
210		17			4			231
Terminations	Bankruptcy	Default	RefVacated	Court Trial	Dismiss	Other	Total	
	0	7	0	0	6	15	28	
Total Pending at End of Period							203	
RUSSO, NANCY MARGARET								
Pending at Beg of Period		New Cases Filed			Cases Transferred In / Reactivated			Total
105		24			6			135
Terminations	Bankruptcy	Default	RefVacated	Court Trial	Dismiss	Other	Total	
	0	17	0	0	6	10	33	
Total Pending at End of Period							102	
SAFFOLD, SHIRLEY STRICKLAND								

CUYAHOGA COUNTY COURT OF COMMON PLEAS

DATE: 03/11/2014
TIME: 09:00 AM

Foreclosure Statistics by Judge
Reporting Period: February 2014

PAGE: 5
CMSR1062

Judge

Pending at Beg of Period		New Cases Filed		Cases Transferred In / Reactivated			Total
198		26		11			235
Terminations							
Bankruptcy	3	Default	9	RefVacated	0	Court Trial	0
						Dismiss	12
						Other	11
							Total
							35
Total Pending at End of Period							200
<hr/>							
SHEEHAN, BRENDAN J							
Pending at Beg of Period		New Cases Filed		Cases Transferred In / Reactivated			Total
138		15		8			161
Terminations							
Bankruptcy	0	Default	3	RefVacated	0	Court Trial	0
						Dismiss	10
						Other	4
							Total
							17
Total Pending at End of Period							144
<hr/>							
SUSTER, RONALD							
Pending at Beg of Period		New Cases Filed		Cases Transferred In / Reactivated			Total
1		0		0			1
Terminations							
Bankruptcy	0	Default	0	RefVacated	0	Court Trial	0
						Dismiss	0
						Other	0
							Total
							0
Total Pending at End of Period							1
<hr/>							
SUTULA, JOHN D							
Pending at Beg of Period		New Cases Filed		Cases Transferred In / Reactivated			Total
232		17		4			253
Terminations							
Bankruptcy	1	Default	6	RefVacated	0	Court Trial	0
						Dismiss	15
						Other	11
							Total
							33
Total Pending at End of Period							220
<hr/>							
SUTULA, KATHLEEN ANN							
Pending at Beg of Period		New Cases Filed		Cases Transferred In / Reactivated			Total
127		15		7			149
Terminations							
Bankruptcy	1	Default	7	RefVacated	0	Court Trial	0
						Dismiss	8
						Other	8
							Total
							24
Total Pending at End of Period							125
<hr/>							
SYNENBERG, JOAN							
Pending at Beg of Period		New Cases Filed		Cases Transferred In / Reactivated			Total
167		24		7			198
Terminations							
Bankruptcy	1	Default	7	RefVacated	0	Court Trial	0
						Dismiss	7
						Other	6
							Total
							21
Total Pending at End of Period							177
<hr/>							
VILLANUEVA, JOSE A							
Pending at Beg of Period		New Cases Filed		Cases Transferred In / Reactivated			Total
238		18		1			257
Terminations							
Bankruptcy	0	Default	6	RefVacated	0	Court Trial	0
						Dismiss	3
						Other	4
							Total
							13
Total Pending at End of Period							244

Monthly Summary

MONTHLY SUMMARY

February 2014

NAME	PEND	ASSIGNED			TRIALS						DISP	PENDING				+	-
		CV	CR	TOT	JURY			COURT				CV	FR	CR	TOT		
Dick Ambrose	553	57	32	89	0	0	0	0	2	2	113	241	144	144	529	+24	
Michael K. Astrab	525	56	32	88	0	0	0	0	0	0	67	195	214	137	546	-21	
Pamela A. Barker	543	56	30	86	0	0	0	0	0	0	95	201	223	110	534	+9	
Janet R. Burnside	526	53	31	84	0	4	4	0	0	0	103	208	199	100	507	+19	
Deena R. Calabrese	489	59	27	86	0	1	1	0	0	0	88	210	179	98	487	+2	
Maureen Clancy	448	60	31	91	0	0	0	0	1	1	77	185	186	91	462	-14	
Cassandra Collier-Willia	524	60	40	100	0	1	1	0	0	0	87	181	222	134	537	-13	
Brian J. Corrigan	557	59	30	89	0	0	0	0	2	2	81	286	180	99	565	-8	
Peter J. Corrigan	533	52	20	72	1	0	1	2	0	2	110	230	144	121	495	+38	
Michael P. Donnelly	512	51	24	75	0	0	0	0	0	0	97	201	224	65	490	+22	
Carolyn B. Friedland	532	62	21	83	0	0	0	0	2	2	117	220	147	131	498	+34	
Stuart A. Friedman	588	51	30	81	0	0	0	0	0	0	122	200	219	128	547	+41	
Nancy A. Fuerst	279	50	28	78	0	0	0	0	0	0	39	147	117	54	318	-39	
Steven E. Gail	469	58	31	89	0	3	3	0	0	0	83	175	187	113	475	-6	
Hollie L. Gallagher	418	56	20	76	1	2	3	0	0	0	103	194	133	64	391	+27	
Daniel Gaul	632	58	33	91	0	0	0	0	0	0	81	264	252	126	642	-10	
Michael E Jackson	569	60	37	97	1	0	1	0	0	0	84	241	189	152	582	-13	
Lance T. Mason	515	56	33	89	1	0	1	0	0	0	88	194	201	121	516	-1	
David T. Matia	489	63	38	101	0	0	0	0	0	0	114	188	196	92	476	+13	
Robert C. McClelland	586	56	36	92	1	2	3	0	0	0	97	275	138	168	581	+5	
Timothy McCormick	487	58	24	82	1	2	3	0	0	0	100	244	132	93	469	+18	
Nancy R. McDonnell	445	59	36	95	0	0	0	0	1	1	84	194	170	92	456	-11	
Richard J. McMonagle	507	46	33	79	0	0	0	0	0	0	60	313	116	97	526	-19	
John P. O'Donnell	495	50	33	83	0	0	0	1	0	1	86	275	120	97	492	+3	
John J. Russo	395	33	9	42	0	0	0	0	1	1	72	167	166	32	365	+30	
Joseph D. Russo	531	53	25	78	0	0	0	0	0	0	70	219	179	141	539	-8	
Michael J. Russo	479	54	30	84	0	4	4	0	0	0	76	191	203	93	487	-8	
Nancy Margaret Russo	305	60	34	94	0	0	0	0	0	0	107	118	102	72	292	+13	
Shirley Strickland Saffold	521	59	38	97	0	0	0	0	0	0	102	188	200	128	516	+5	
Brendan J. Sheehan	345	57	29	86	0	1	1	0	0	0	73	149	144	65	358	-13	
John D. Sutula	563	56	34	90	1	0	1	0	0	0	96	232	219	106	557	+6	
Kathleen Ann Sutula	433	58	29	87	0	5	5	0	1	1	88	216	125	91	432	+1	
Joan Synenberg	453	55	21	76	0	1	1	0	0	0	59	228	167	75	470	-17	
José A. Villanueva	627	51	21	72	1	0	1	0	1	1	79	275	244	101	620	+7	
TOTALS	16873	1882	1000	2882	8	26	34	3	11	14	2998	7245	5981	3531	16757	+116	

Year to Date Summary

SUMMARY FOR THE COURT

January - February 2014

NAME	PEND	ASSIGNED			TRIALS						DISP	PENDING				+	-
		CV	CR	TOT	JURY			COURT				CV	FR	CR	TOT		
					CV	CR	TOT	CV	CR	TOT		CV	FR	CR	TOT		
Dick Ambrose	529	115	68	183	0	1	1	2	2	4	183	241	144	144	529	0	
Michael K. Astrab	510	114	63	177	0	0	0	0	0	0	141	195	214	137	546	-36	
Pamela A. Barker	535	113	64	177	0	0	0	0	0	0	178	201	223	110	534	+1	
Janet R. Burnside	538	114	63	177	0	5	5	0	0	0	208	208	199	100	507	+31	
Deena R. Calabrese	503	112	53	165	0	1	1	0	0	0	181	210	179	98	487	+16	
Maureen Clancy	447	120	60	180	0	1	1	0	1	1	165	185	186	91	462	-15	
Cassandra Collier-Willia	489	115	82	197	0	2	2	0	0	0	149	181	222	134	537	-48	
Brian J. Corrigan	577	114	50	164	1	0	1	0	2	2	176	286	180	99	565	+12	
Peter J. Corrigan	553	115	50	165	1	0	1	2	0	2	223	230	144	121	495	+58	
Michael P. Donnelly	523	106	40	146	0	2	2	0	1	1	179	201	224	65	490	+33	
Carolyn B. Friedland	562	126	71	197	0	0	0	0	2	2	261	220	147	131	498	+64	
Stuart A. Friedman	565	115	68	183	0	1	1	0	0	0	201	200	219	128	547	+18	
Nancy A. Fuerst	241	102	51	153	0	1	1	0	0	0	76	147	117	54	318	-77	
Steven E. Gall	465	119	61	180	0	4	4	0	1	1	170	175	187	113	475	-10	
Hollie L. Gallagher	428	110	46	156	1	2	3	0	0	0	193	194	133	64	391	+37	
Daniel Gaul	621	121	65	186	0	1	1	0	0	0	165	264	252	126	642	-21	
Michael E Jackson	550	125	77	202	1	0	1	0	1	1	170	241	189	152	582	-32	
Lance T. Mason	534	113	66	179	1	0	1	0	0	0	197	194	201	121	516	+18	
David T. Matia	507	123	68	191	0	0	0	0	0	0	222	188	196	92	476	+31	
Robert C. McClelland	568	112	81	193	1	2	3	0	0	0	180	275	138	168	581	-13	
Timothy McCormick	484	115	57	172	1	2	3	0	0	0	187	244	132	93	469	+15	
Nancy R. McDonnell	443	117	68	185	0	0	0	0	1	1	172	194	170	92	456	-13	
Richard J. McMonagle	542	92	60	152	0	0	0	0	2	2	168	313	116	97	526	+16	
John P. O'Donnell	466	103	67	170	1	0	1	1	0	1	144	275	120	97	492	-26	
John J. Russo	441	70	18	88	0	1	1	0	1	1	164	167	166	32	365	+76	
Joseph D. Russo	533	104	61	165	0	0	0	0	1	1	159	219	179	141	539	-6	
Michael J. Russo	476	113	61	174	1	4	5	0	0	0	163	191	203	93	487	-11	
Nancy Margaret Russo	325	115	59	174	0	0	0	0	0	0	207	118	102	72	292	+33	
Shirley Strickland Saffold	537	122	74	196	0	0	0	0	0	0	217	188	200	128	516	+21	
Brendan J. Sheehan	360	111	56	167	0	4	4	0	1	1	169	149	144	65	358	+2	
John D. Sutula	572	113	63	176	2	0	2	1	1	2	191	232	219	106	557	+15	
Kathleen Ann Sutula	437	120	61	181	0	5	5	0	1	1	186	216	125	91	432	+5	
Joan Synenberg	443	120	43	163	1	1	2	0	0	0	136	228	167	75	470	-27	
José A. Villanueva	617	110	42	152	1	0	1	1	1	2	149	275	244	101	620	-3	
TOTALS	16921	3829	2037	5866	13	40	53	7	19	26	6030	7245	5981	3531	16757	+164	

Corrections/Adjustments

Corrections & Adjustments

There was a minor error in the stats for the Total Pending Judicial Foreclosure Cases Referred to Magistrates and the Percentage of Pending Judicial Foreclosure Cases Referred to Magistrates by Filing Year from November 2011 till January 2013. The year 2002 erroneously showed ten active cases when there are/were two active cases for 2002. The charts for November 2011 through December 2012 are not being corrected as the impact is of such minor significance that it doesn't warrant the work involved to correct them.

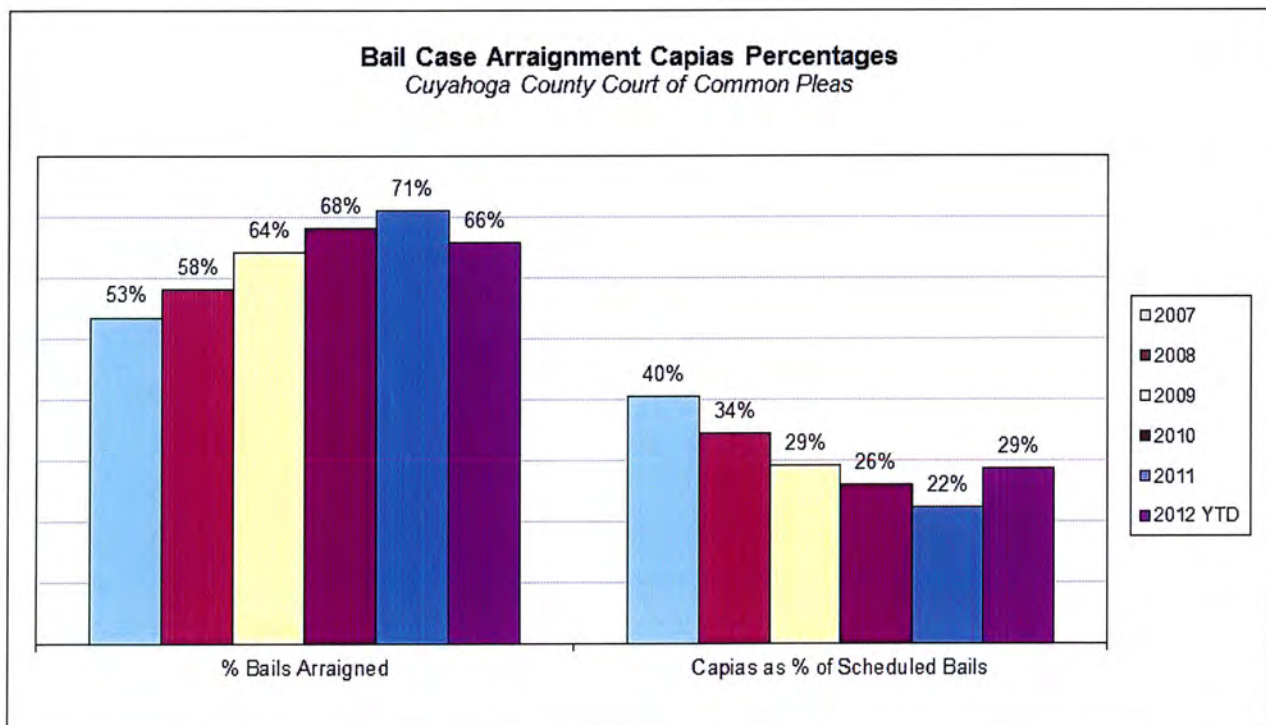
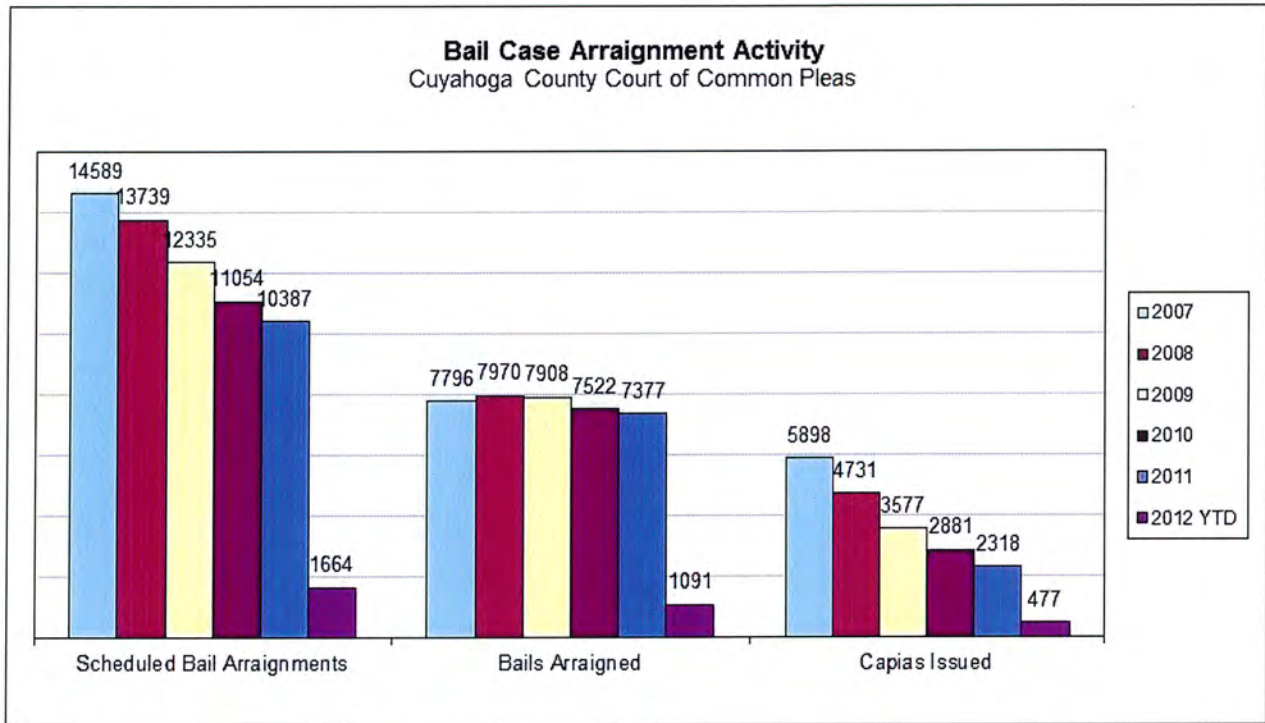
The charts on pgs. 19 and 23 reflect the corrected count for 2002 from ten active cases to two cases on the aforementioned reports.

CUYAHOGA COUNTY COMMON PLEAS COURT

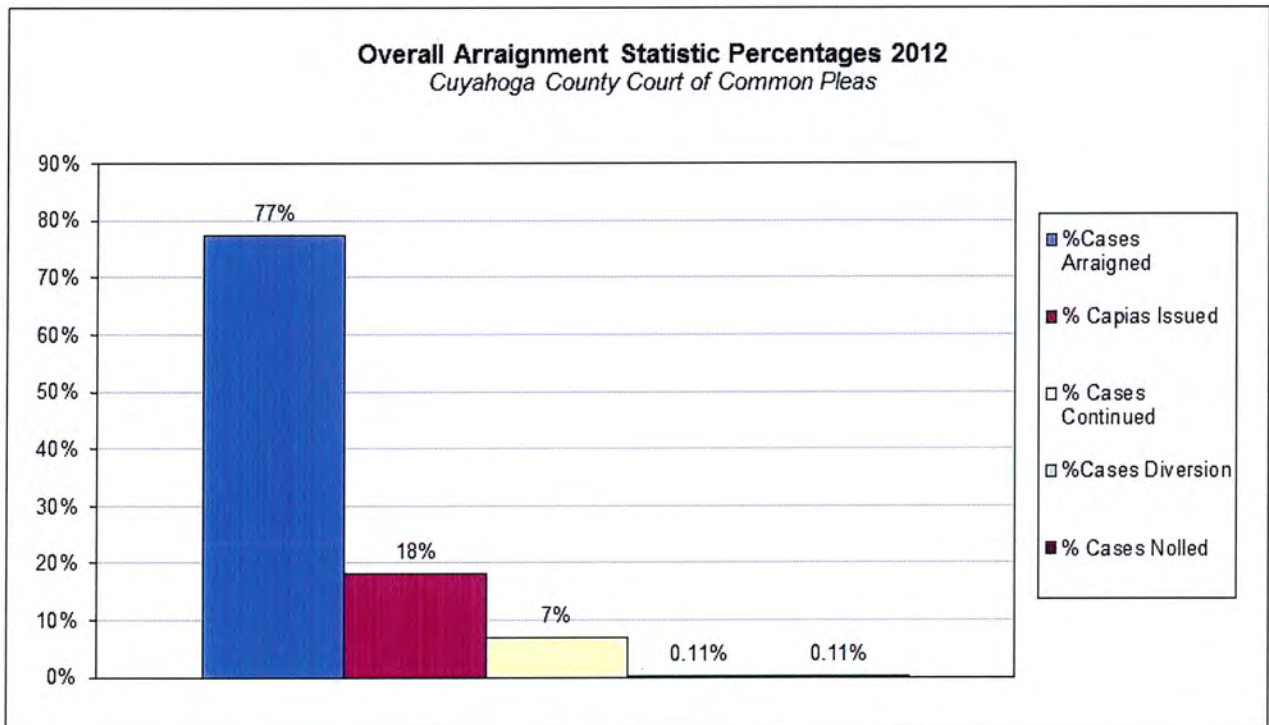
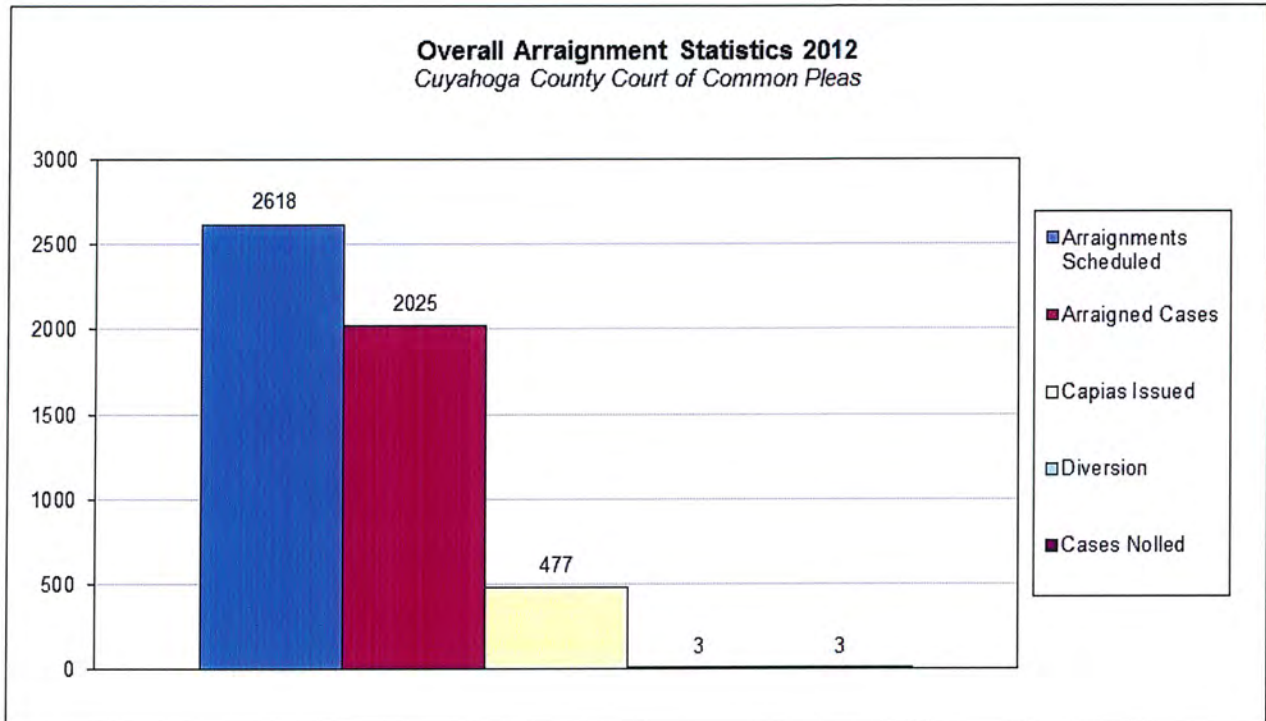
There was an error in the Bail Case Arraignment Activity, Bail Case Arraignment Capias Percentages, Overall Arraignment Statistics, and Overall Arraignment Statistic Percentage charts in January 2012.

Consequently, the aforementioned charts posted with the court statistics for January 2012 are incorrect.

The following charts reflect the correct statistics.



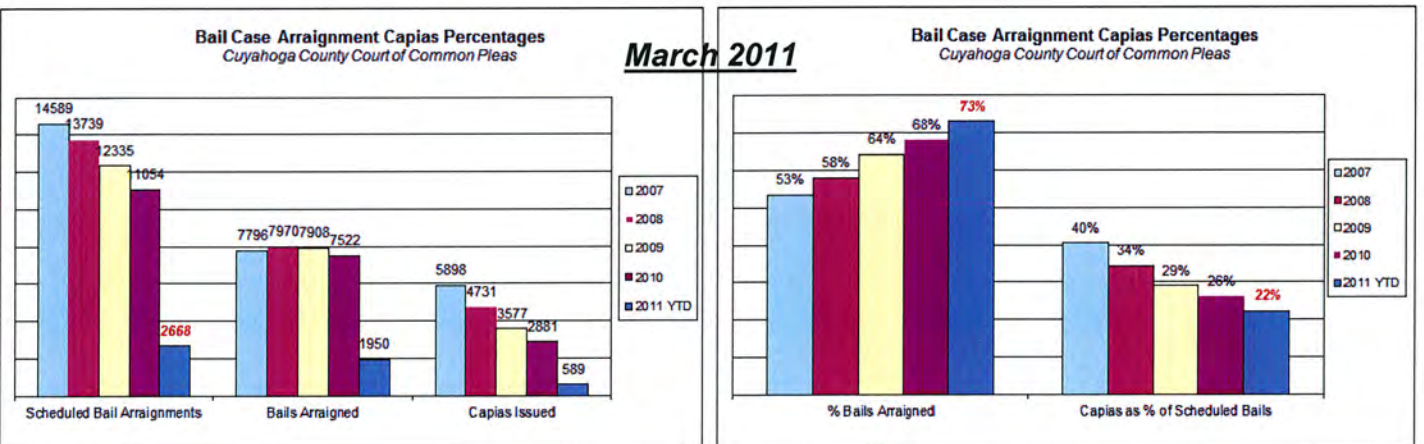
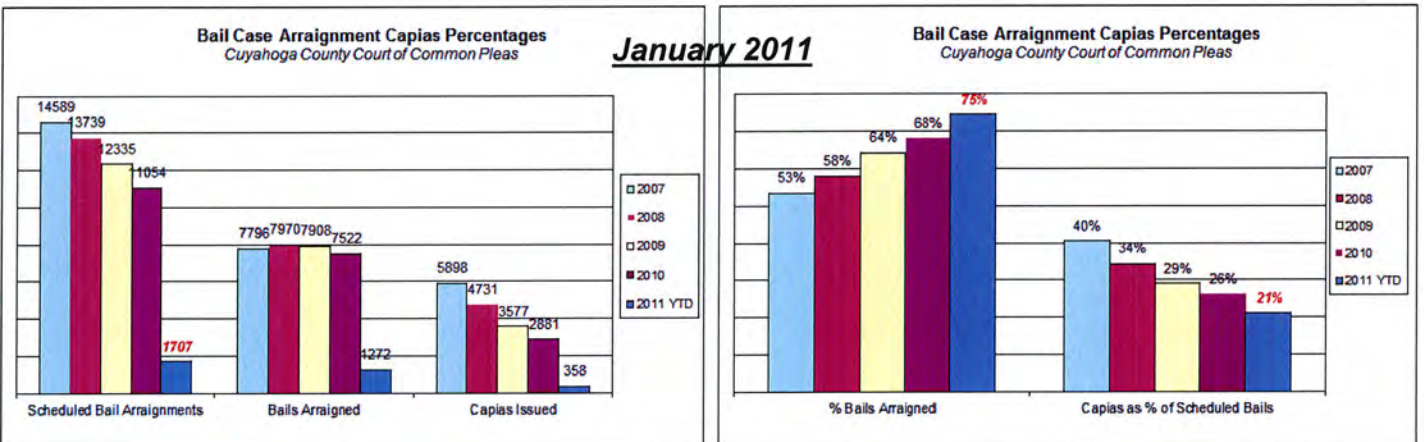
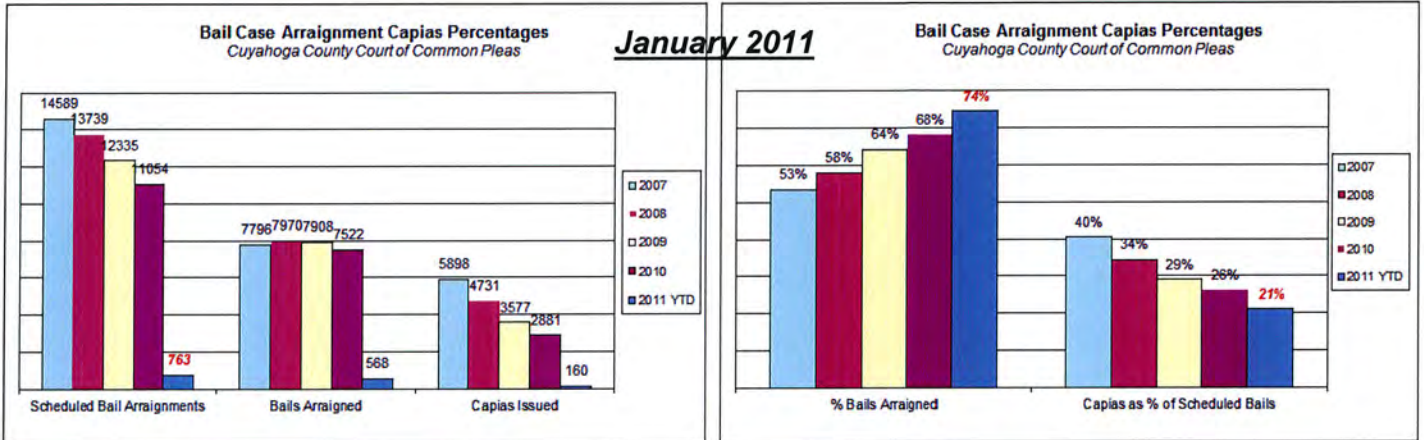
CUYAHOGA COUNTY COMMON PLEAS COURT



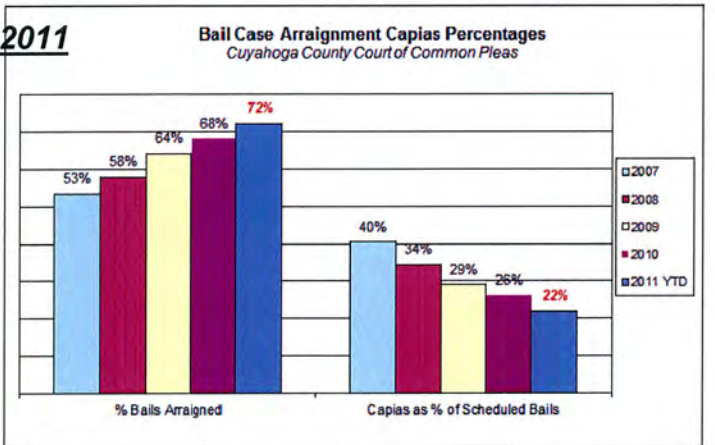
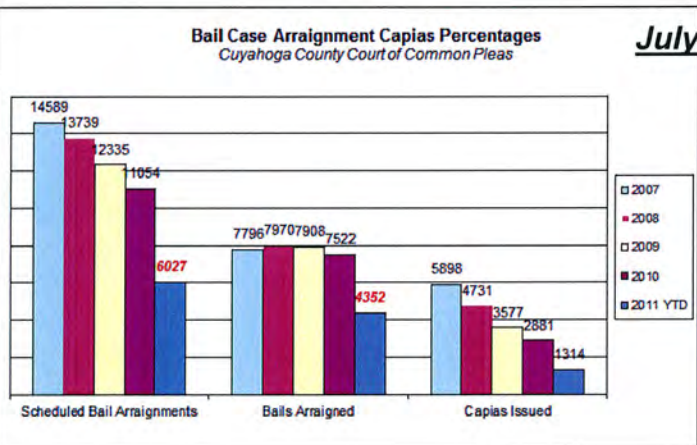
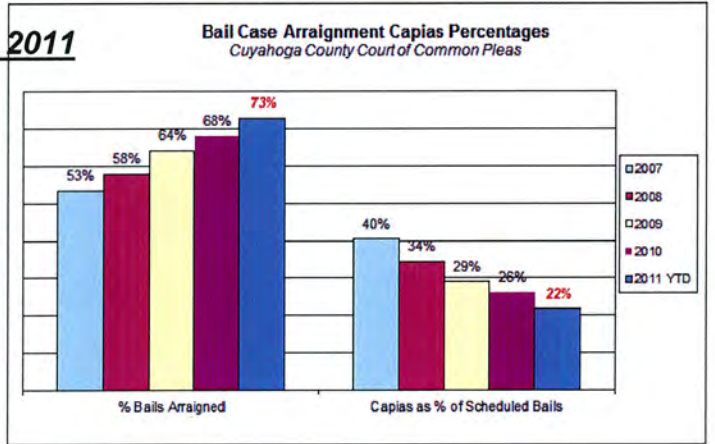
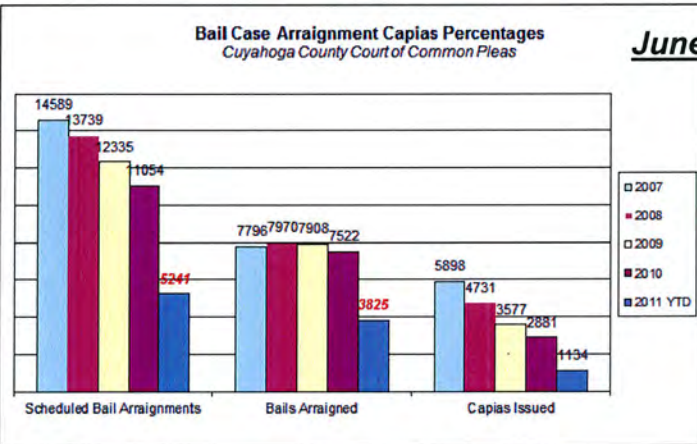
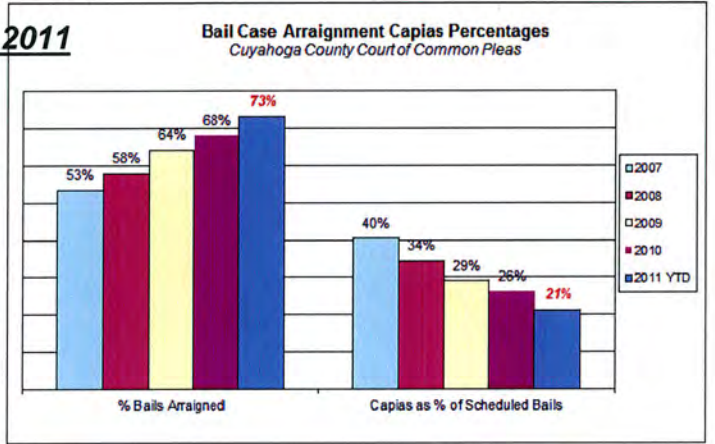
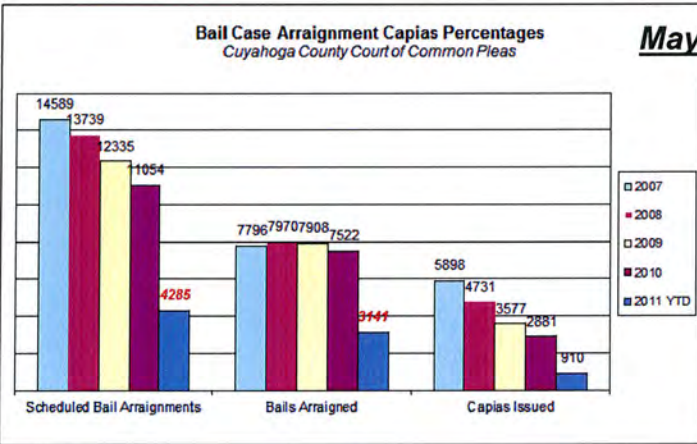
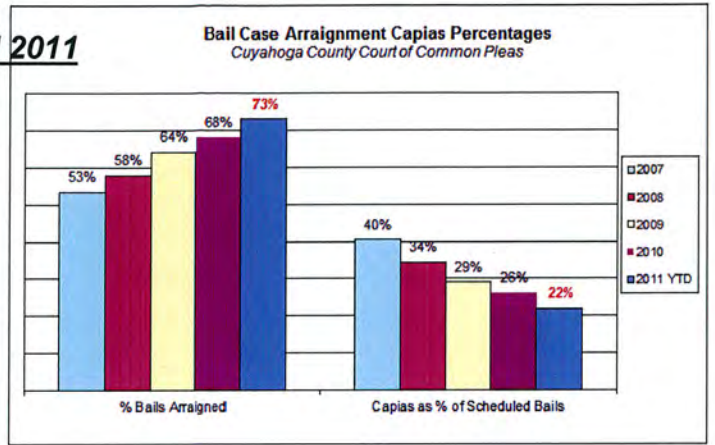
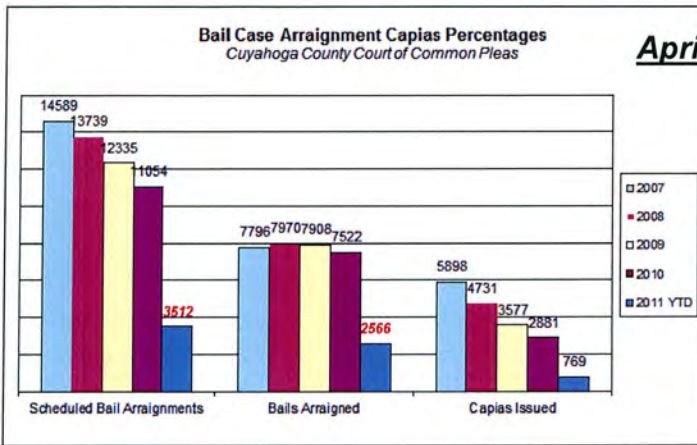
CUYAHOGA COUNTY COMMON PLEAS COURT

There was a minor error in the Bail Case Arraignment Activity and Bail Case Arraignment Capias Percentages charts in January 2011. The error was not discovered until December 2011. Consequently, the aforementioned charts posted with the court statistics from January 2011 – November 2011 are incorrect.

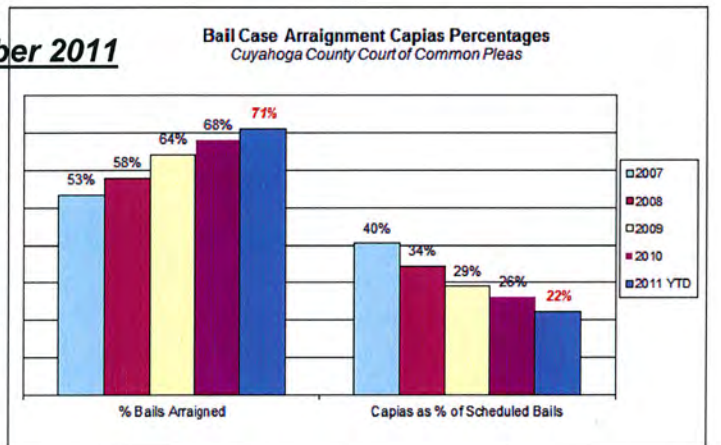
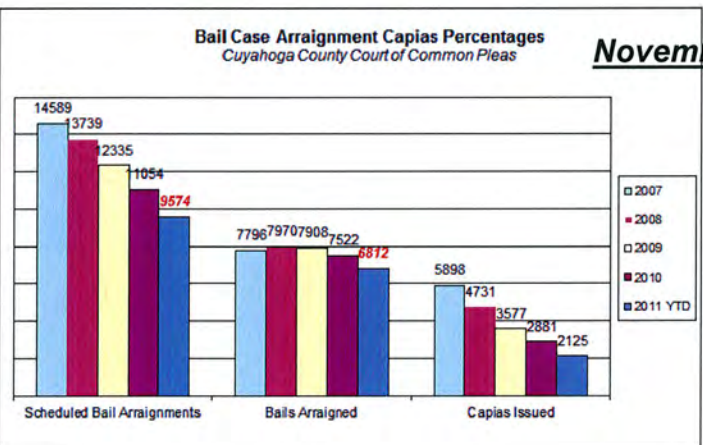
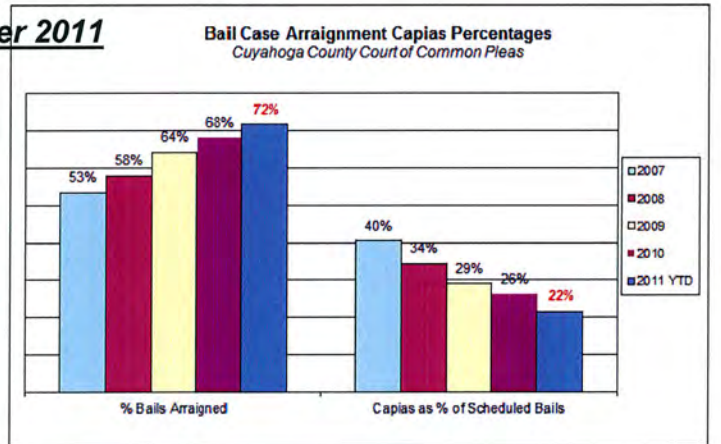
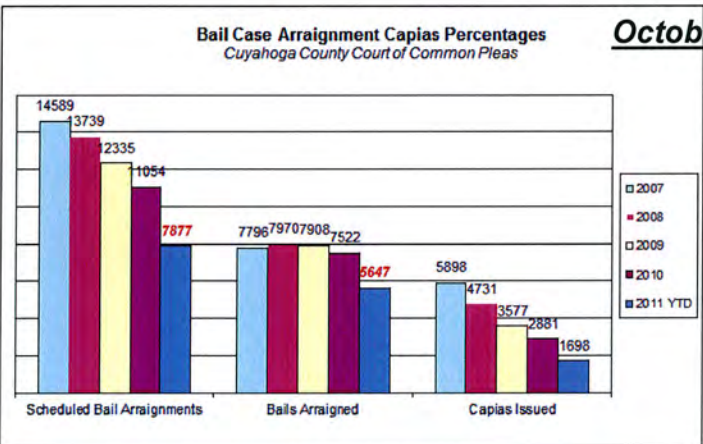
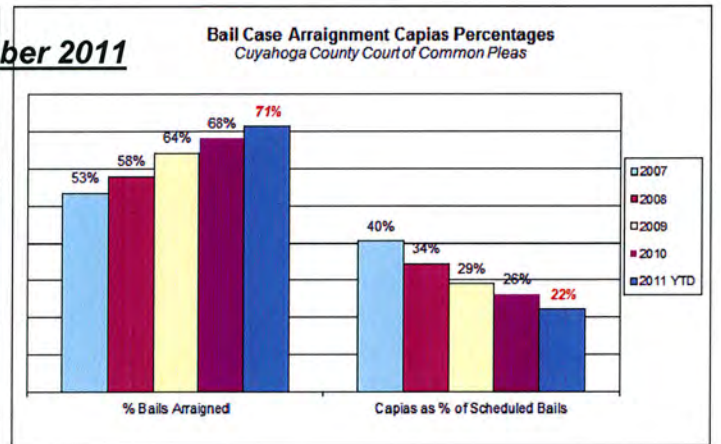
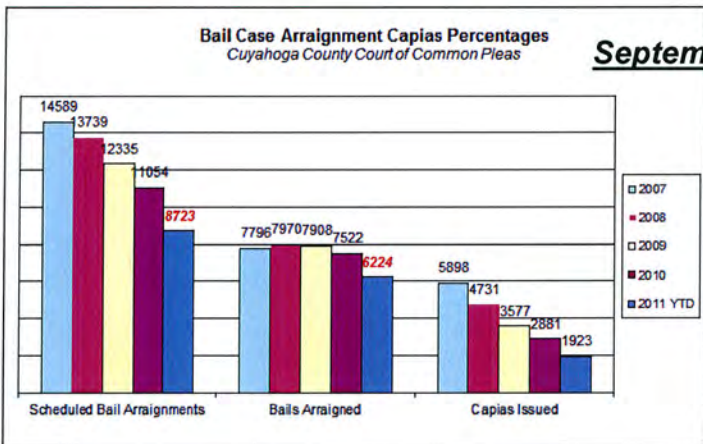
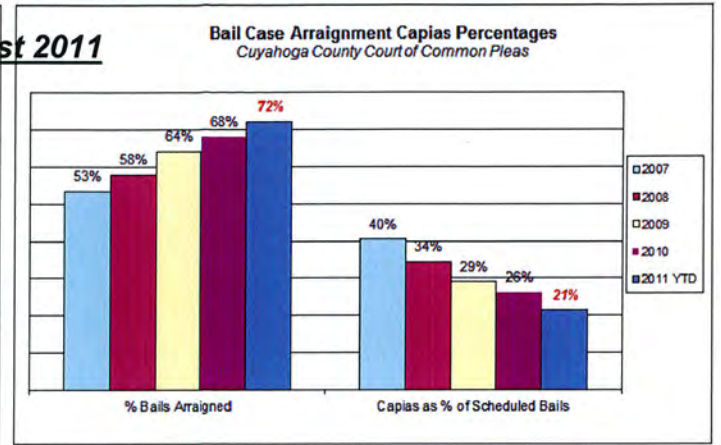
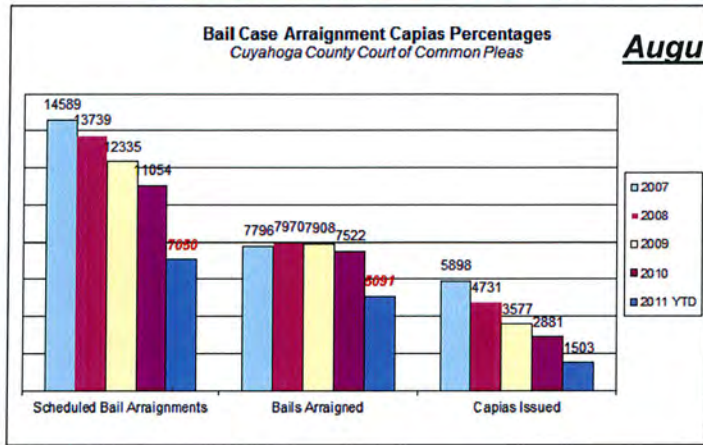
The following charts reflect the corrections highlighted in red.



CUYAHOGA COUNTY COMMON PLEAS COURT



CUYAHOGA COUNTY COMMON PLEAS COURT



CUYAHOGA COUNTY COMMON PLEAS COURT

There was a minor error in the New Marsh. Of Lien/Quite Title/Partition Case Filings by Month, Total New Judicial Foreclosure Filings by Month for Year 2010 and Total New Judicial Foreclosure Filings 1996-2010 for the month of March 2010.

The following charts reflect the *original* and *corrected* numbers.

