



CUYAHOGA COUNTY COMMON PLEAS COURT

***Statistics Report
August 2014***

***John J. Russo
Administrative and Presiding Judge***

TABLE OF CONTENTS

Criminal Statistics

Newly Filed, Re-Activated and Transferred in Cases _____	4
Yearly Criminal Terminations _____	5
Pending Criminal Cases End of Period _____	6
Clearance Rate _____	7
Arrest to Disposition Timeline _____	8
Average Arrest to Disposition Timeline (Jail Cases) _____	9
Average Arrest to Disposition Timeline (Non-Jail Cases) _____	10
Average Arrest to Disposition Timeline (Jail and Non-Jail Cases) _____	11
Yearly Average Arrest to Disposition Timeline _____	12
Indictments and Informations Filed With the Clerk of Courts _____	13
Bail Case Arraignment Activity _____	14
Overall Arraignment Statistics _____	15

Foreclosure Statistics

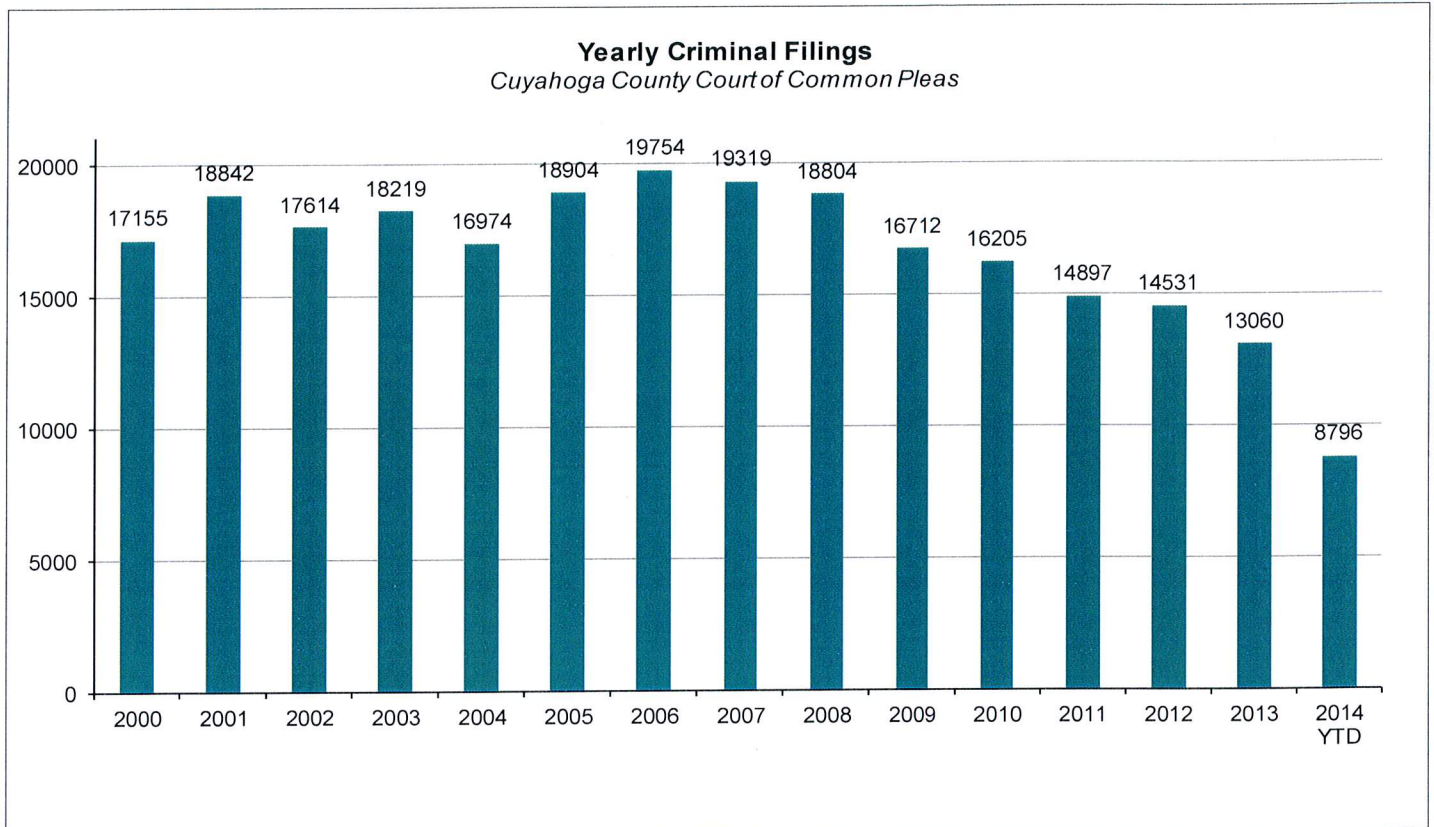
Total Pending Judicial Foreclosure Cases Referred to Magistrates (A) _____	17
Total Pending Judicial Foreclosure Cases Referred to Magistrates (B) _____	18
Total Pending Judicial Foreclosure Cases Referred to Magistrates (C) _____	19
Total Pending Tax Lien & Certificate Cases Referred to Magistrates (A) _____	20
Total Pending Tax Lien & Certificate Cases Referred to Magistrates (B) _____	21
Total Pending Tax Lien & Certificate Cases Referred to Magistrates (C) _____	22
Percentage of Pending Judicial Foreclosure Cases By Filing Year _____	23
Judicial Foreclosure Clearance Rate Year 2011 _____	26
Judicial Foreclosure Clearance Rate Year 2012 _____	24
Judicial Foreclosure Clearance Rate Year 2014 _____	25
Avg. Number of Days to Disp. (Excl. Bank. Stays & Tax Lien & Tax Cert.) _____	27
Avg. Number of Days to Disp. (Excl. Bank. Stays & Incl. Tax Lien & Tax Cert.) _____	28
Total New Judicial Foreclosure Filings _____	29
New Marsh of Lien/Quiet Title/Partition Case Filings for Years 2005 – 2014 YTD _____	30
New Marsh of Lien/Quiet Title/Partition Case Filings by month for 2014 YTD _____	30
New Tax Lien & Certificate Filings for Years 2005 – 2014 YTD _____	31
New Tax Lien & Certificate Filings by Month for Year 2014 YTD _____	31
Total New Judicial Foreclosure Filings Years 2005 – 2014 YTD _____	32
Total New Judicial Foreclosure Filings by Month for Year 2014 YTD _____	32
Magistrate’s Monthly Reports _____	33
Report CMSR1062 - Judicial Foreclosure Statistics by Judge _____	41
Monthly Summary _____	48
Year to Date Summary _____	50
Corrections/Adjustments _____	52

Criminal Case Statistics

CUYAHOGA COUNTY COMMON PLEAS COURT

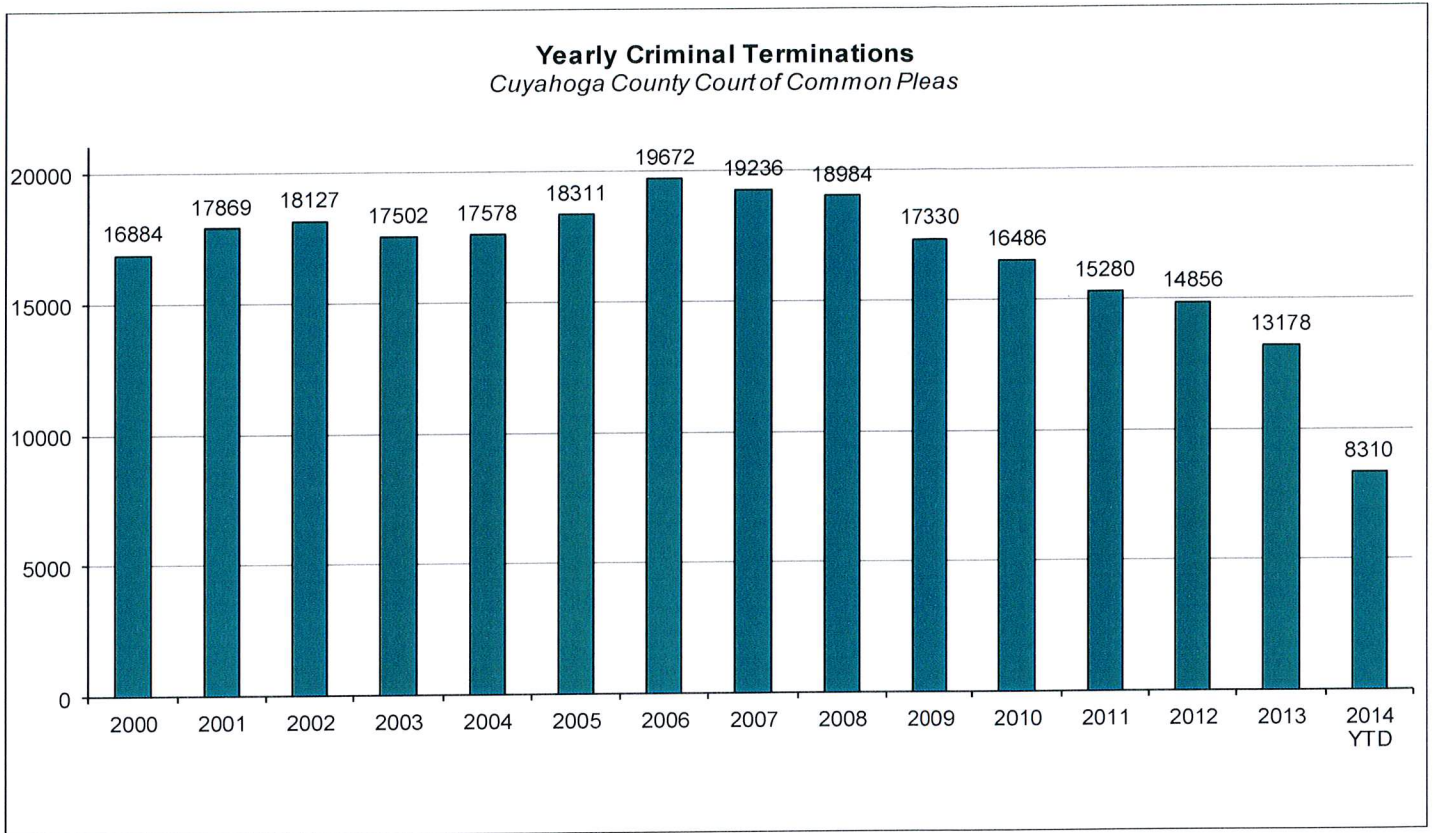
Newly Filed, Re-Activated and Transferred in Cases

The following chart is a representation of all filed cases in Cuyahoga County Court of Common Pleas from 2000 – August 2014. Newly filed cases are defined as having been arraigned and assigned to a Judge. Re-activated cases are defined as cases where a defendant was unavailable for trial and has now become ready to proceed. Transferred cases are defined as cases moved from one judge's docket to another. This could be due to re-assignment to a Mental Health Judge or after additional information indicates that by Court rule, the case should have been assigned to another Judge.



Yearly Criminal Terminations

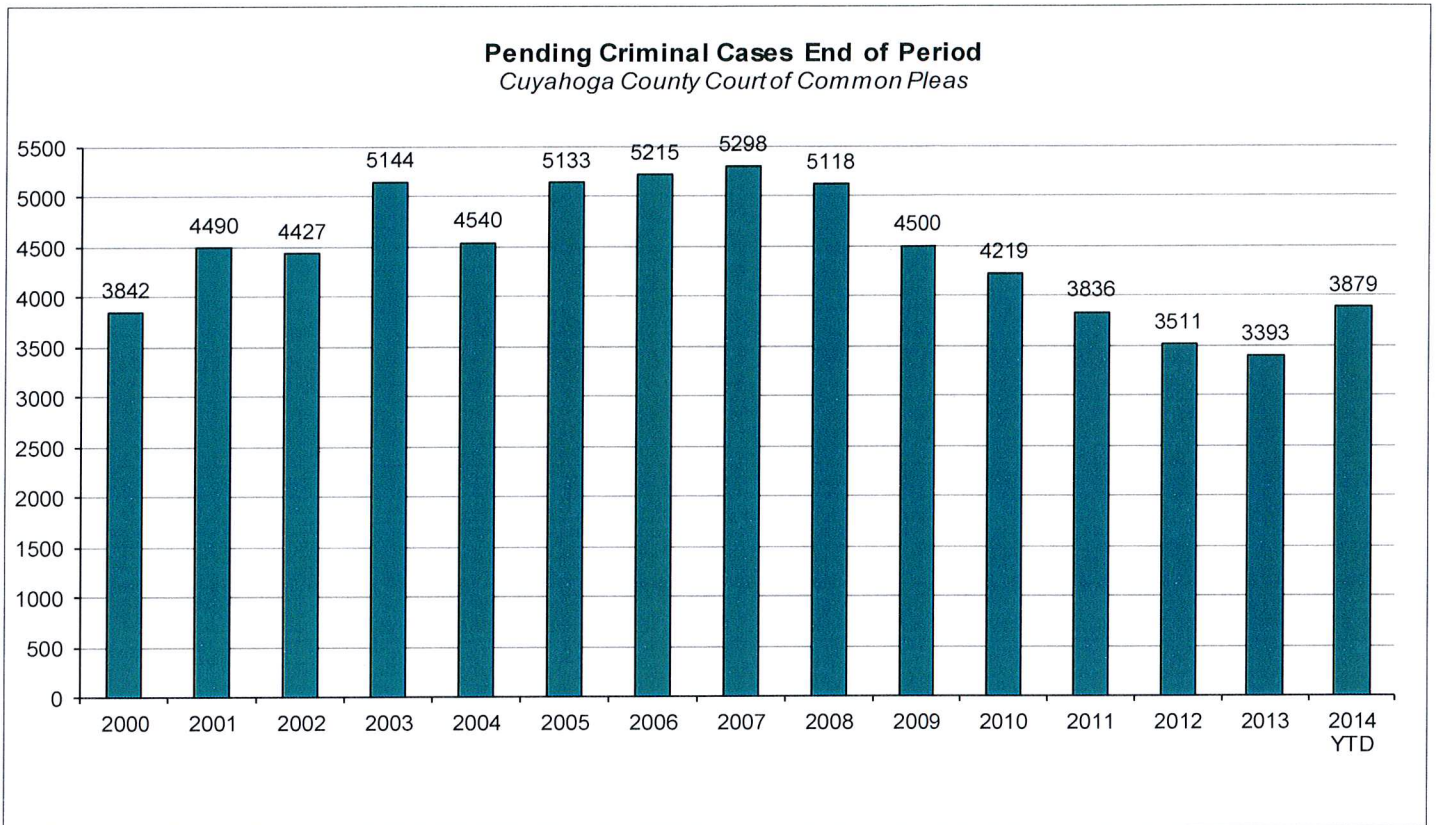
The following chart represents cases that have been terminated by the court from 2000 – August 2014. These cases have been terminated either by trial; plea, dismissal or a defendant is unavailable for trial or sentencing.



CUYAHOGA COUNTY COMMON PLEAS COURT

Pending Criminal Cases End of Period

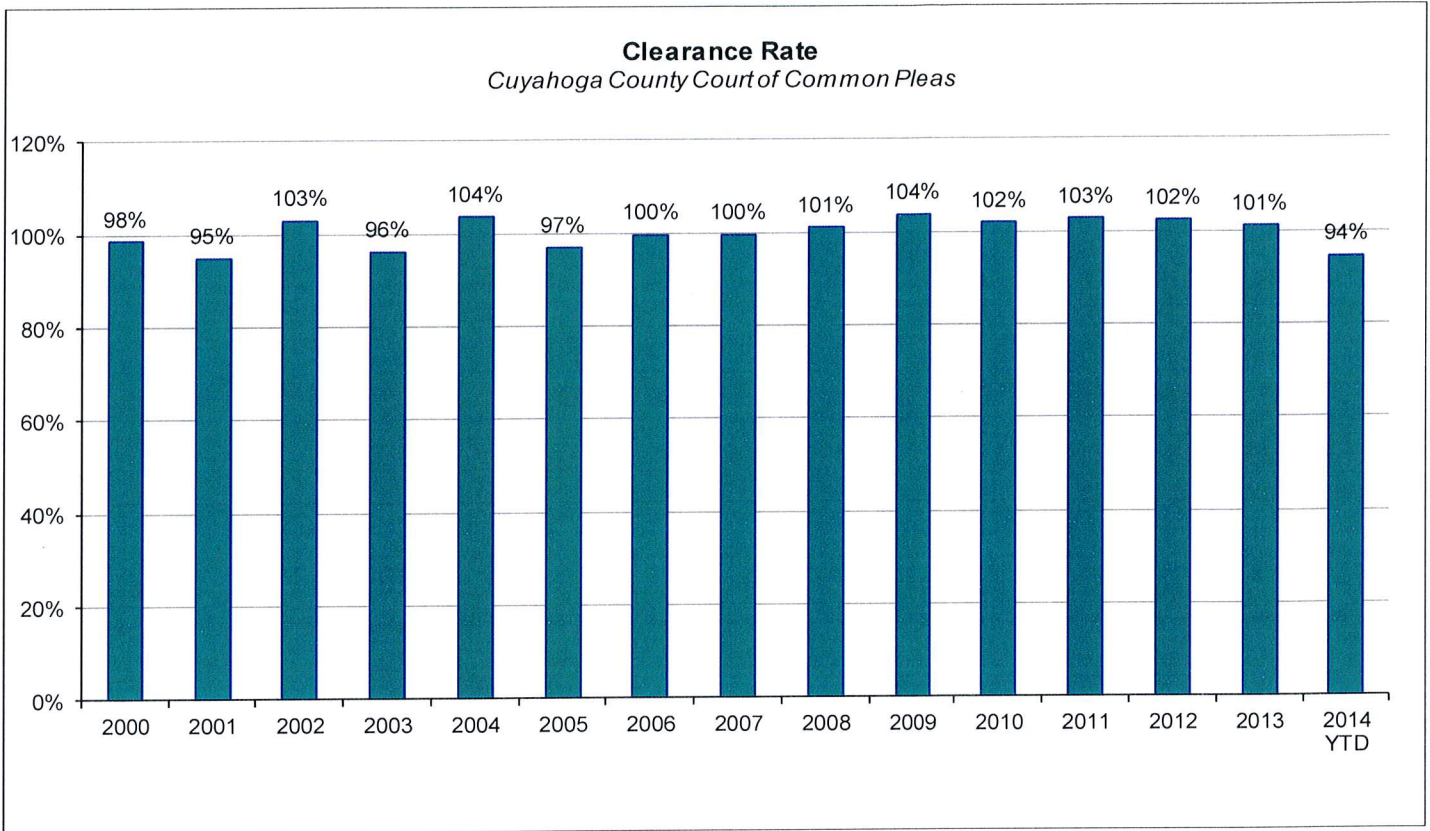
The following chart represents the total number of cases pending at the end of the reporting period from 2000 – August 2014. Pending criminal cases at the end of the period is determined by adding the total number of pending cases at the beginning of the reporting period, and all newly filed, re-activated and transferred in cases. The total number of cases terminated in the period is subtracted from the sum total pending at the beginning of the period to give the value pending at the end of the period.



CUYAHOGA COUNTY COMMON PLEAS COURT

Clearance Rate

The Clearance Rate is the total number of outgoing cases as a percentage of the number of incoming cases. Clearance rate measures whether the court is keeping up with its incoming caseload. If cases are not disposed in a timely manner, a backlog of cases awaiting disposition will grow. A Clearance Rate of 100% indicates that at least as many cases have been filed, reopened, or reactivated in a period have been disposed.



Arrest to Disposition Timeline

Arrest to disposition timeline is a method to measure how felony cases flow through the Cuyahoga County Criminal Justice System. By capturing how long a case takes to move from stage to stage, we can examine where problems may exist and where potential improvements in case processing can be made.

The source data was extracted from the Cuyahoga County Court of Common Pleas Case Management System. The overall population of sample data was based on cases terminated in a given month excluding cases that have gone through diversion programs. A case is defined as a defendant and all charges involved in a single incident. The period for the extracted data is from August 2014.

The stages examined were:

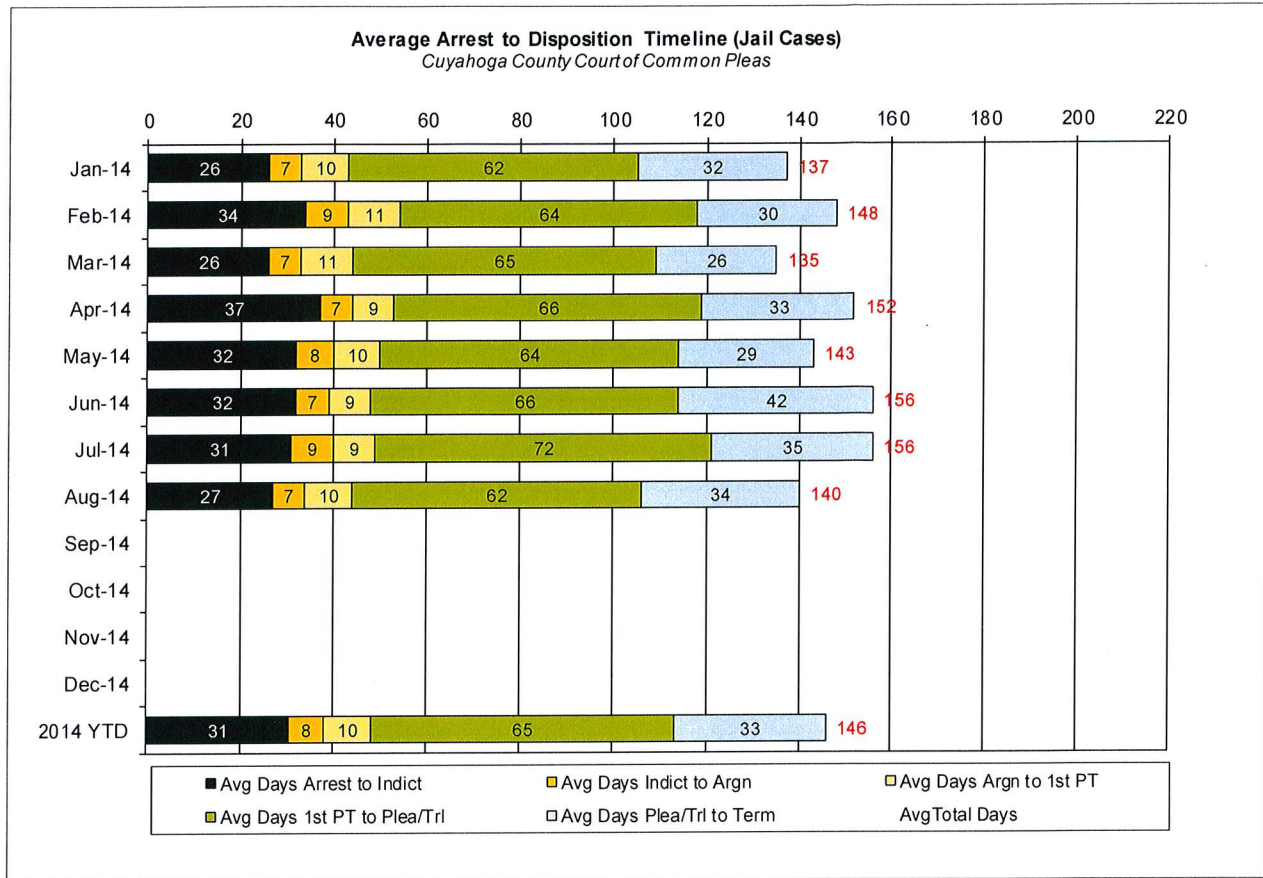
Arrest to Indictment
Indictment to Arraignment
Arraignment to 1st Pre-Trial
1st Pre-Trial to Plea/Trial
Plea/Trial to Termination

Due to the fact that each case may or may not have all of the stage date elements, a method to arrive at stage averages was applied. For a case to be included in the average for a stage there would need to be both dates for the given stage. A case would be included in the Arrest to Indictment stage if both arrest date and indictment date were available. This method was applied to each of the five stages. Next we calculated the total number of cases that met the date criteria for each of the ranges and also the total number of days between each date. To arrive at an average, the total number of days for each case in each range was calculated and divided by the total number of cases that met the date criteria. If a case had a time period or periods where the defendant was capiased or referred to the Psych Clinic, that amount of time was subtracted from the appropriate range. For re-indicted cases, the original arrest date is used.

The following three charts are for Jail, Non-Jail and combined Jail and Non-Jail cases. Jail and Non-Jail cases are defined by the posting of bond prior to plea or trial.

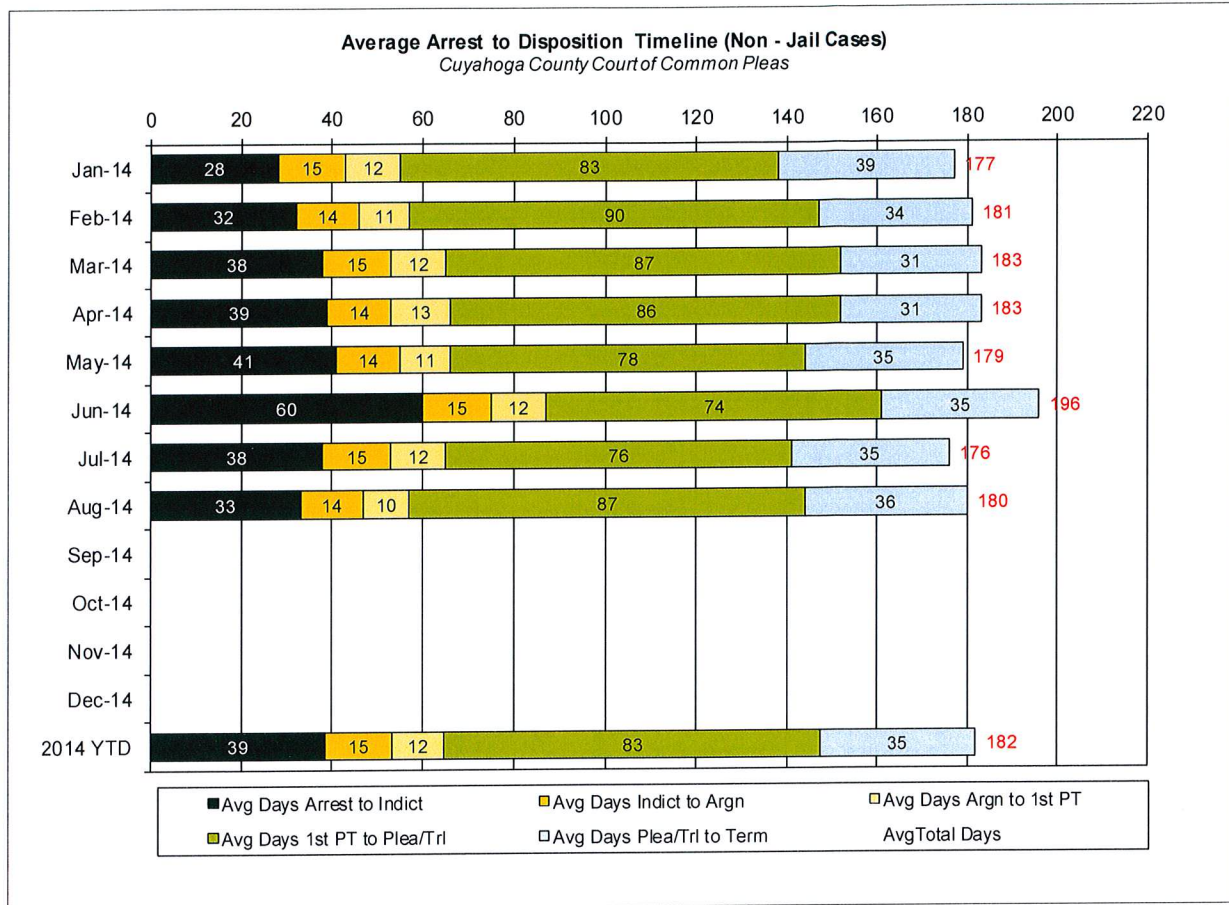
CUYAHOGA COUNTY COMMON PLEAS COURT

Average Arrest to Disposition Timeline (Jail Cases)



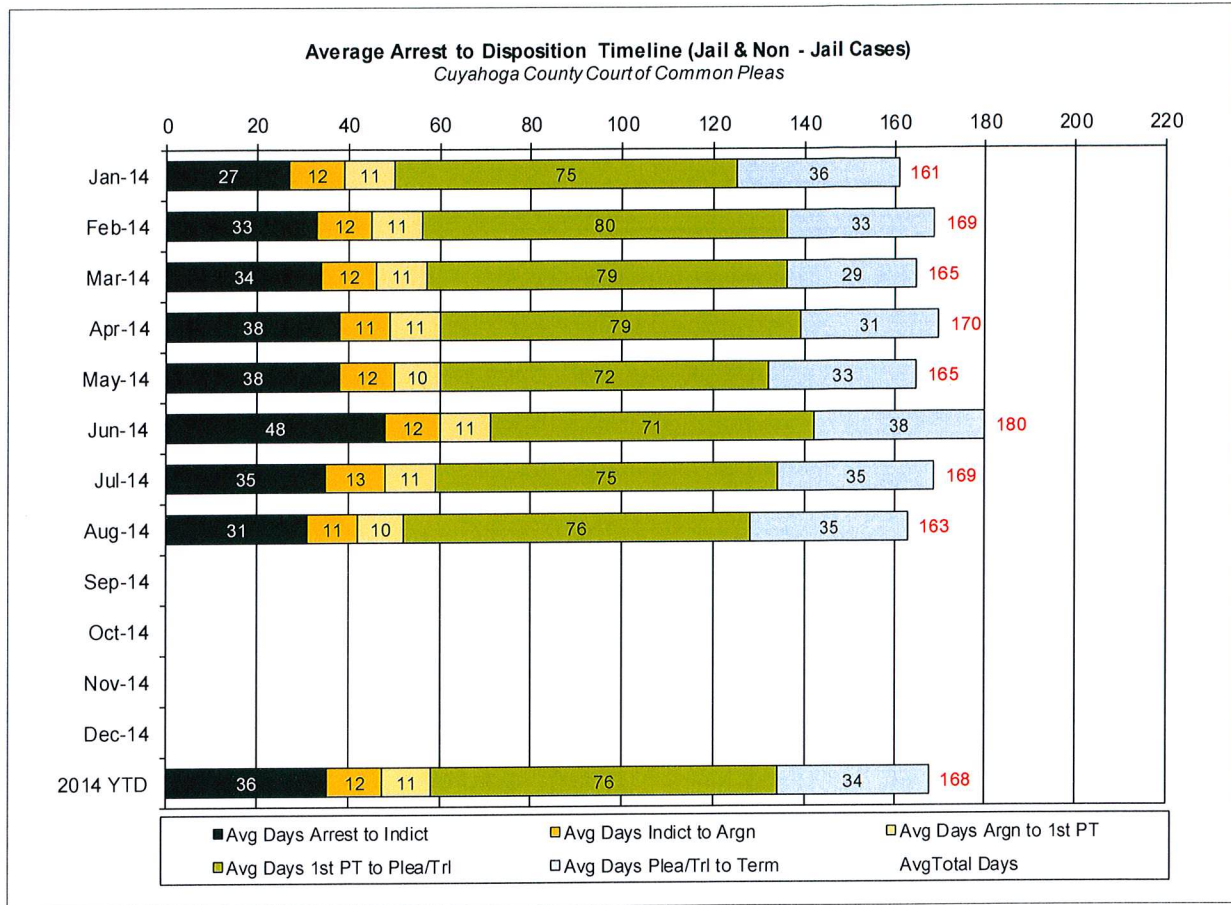
CUYAHOGA COUNTY COMMON PLEAS COURT

Average Arrest to Disposition Timeline (Non-Jail Cases)



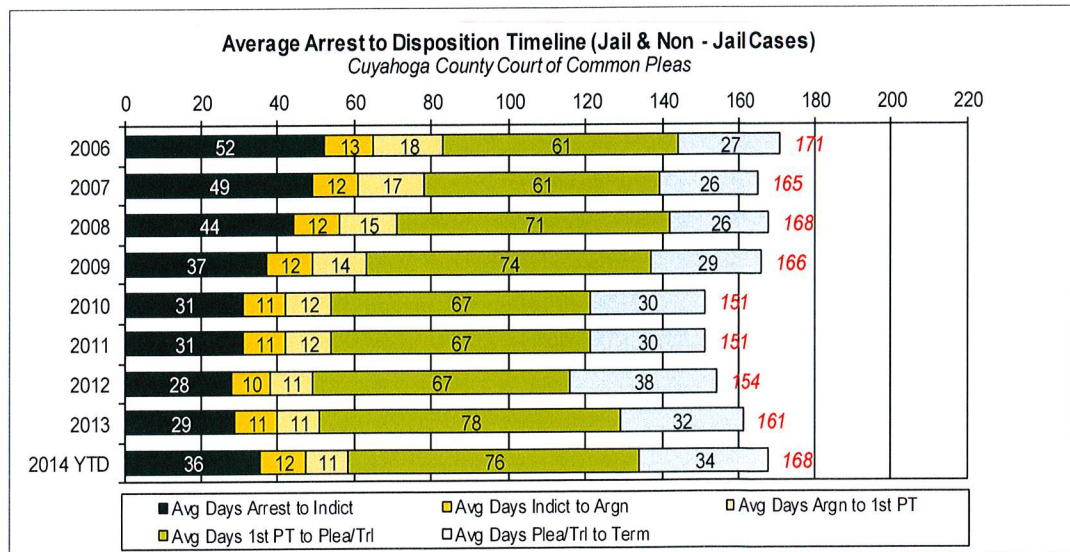
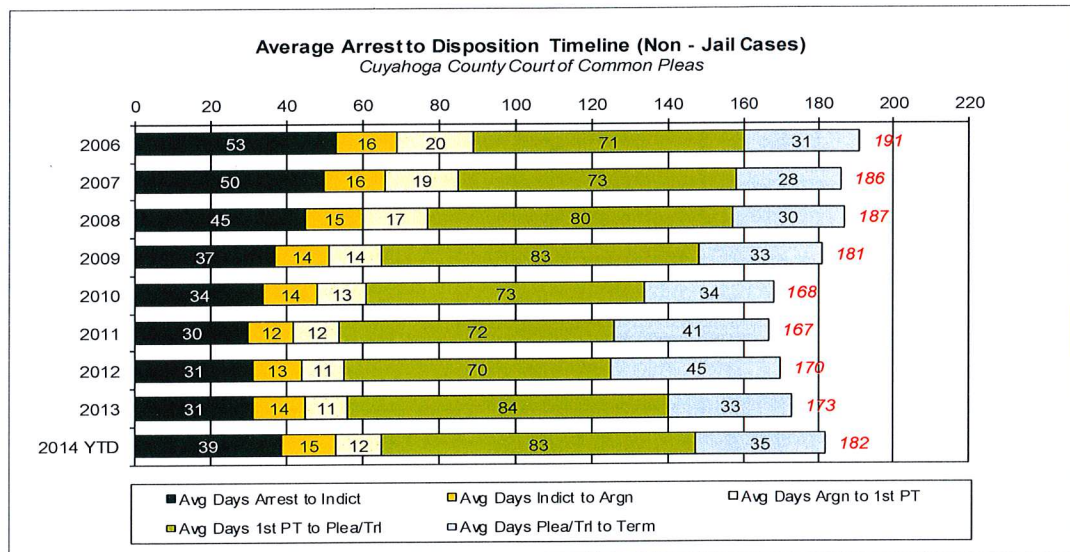
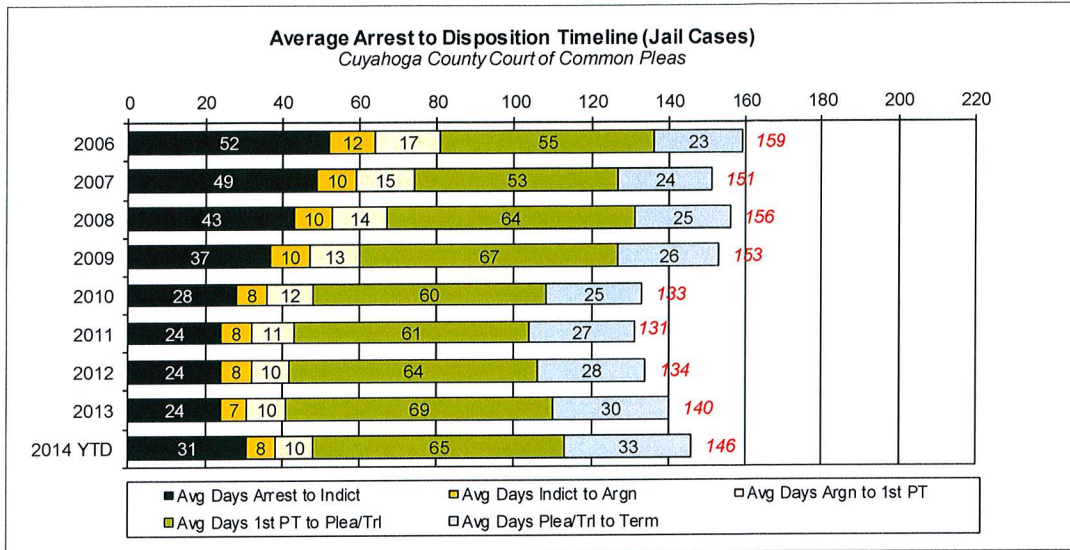
CUYAHOGA COUNTY COMMON PLEAS COURT

Average Arrest to Disposition Timeline (Jail and Non-Jail Cases)



CUYAHOGA COUNTY COMMON PLEAS COURT

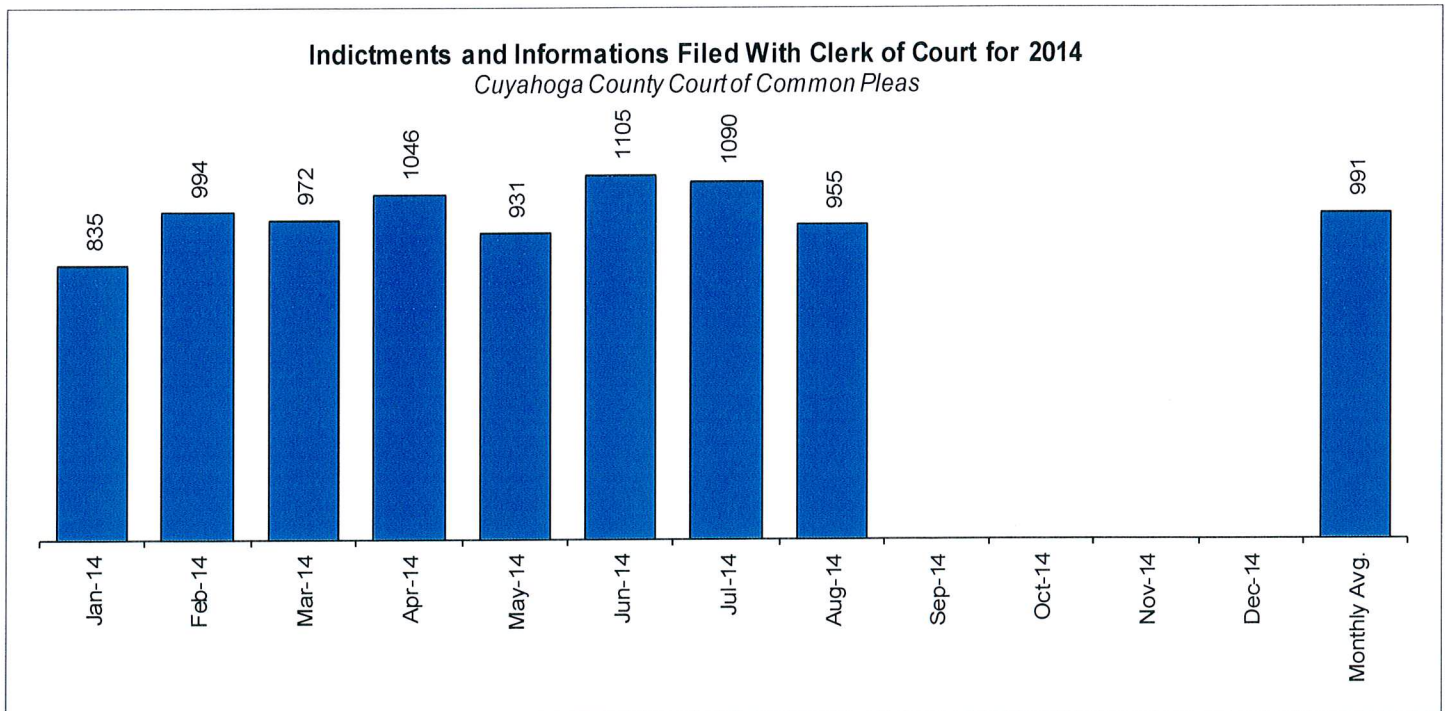
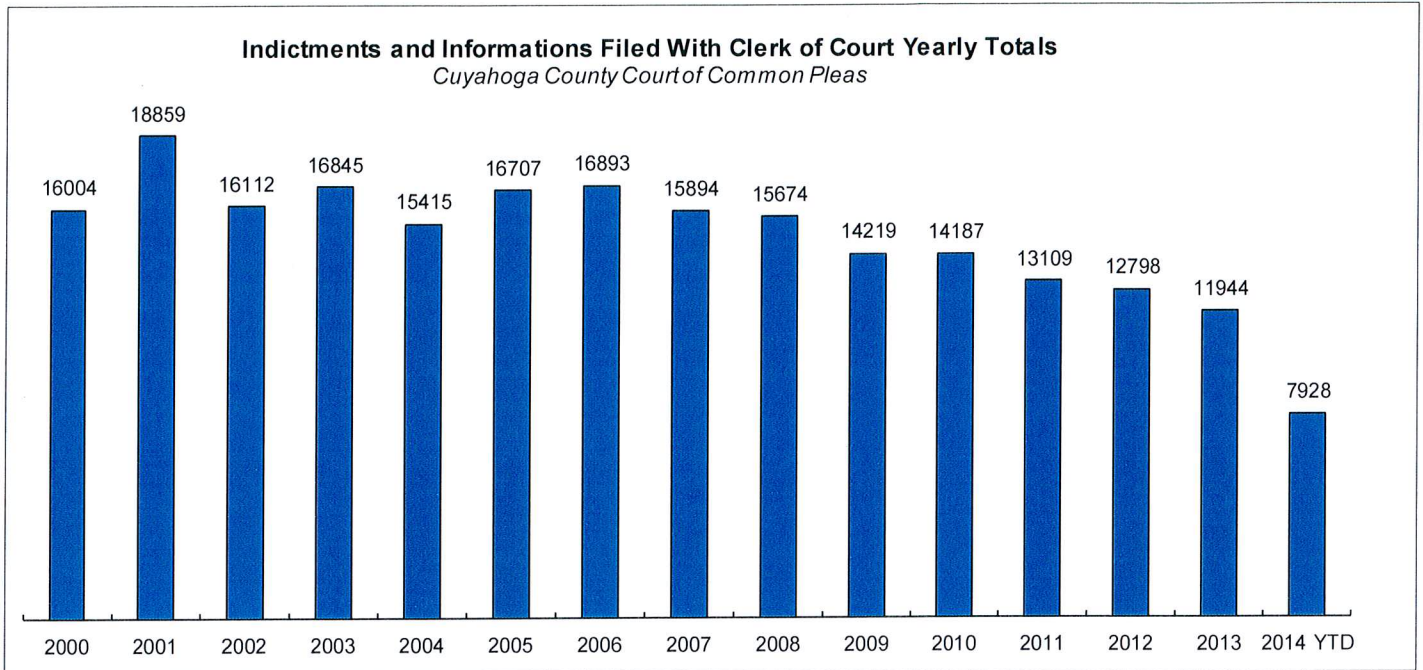
Yearly Average Arrest to Disposition Timeline



CUYAHOGA COUNTY COMMON PLEAS COURT

Indictments and Informations Filed With the Clerk of Courts

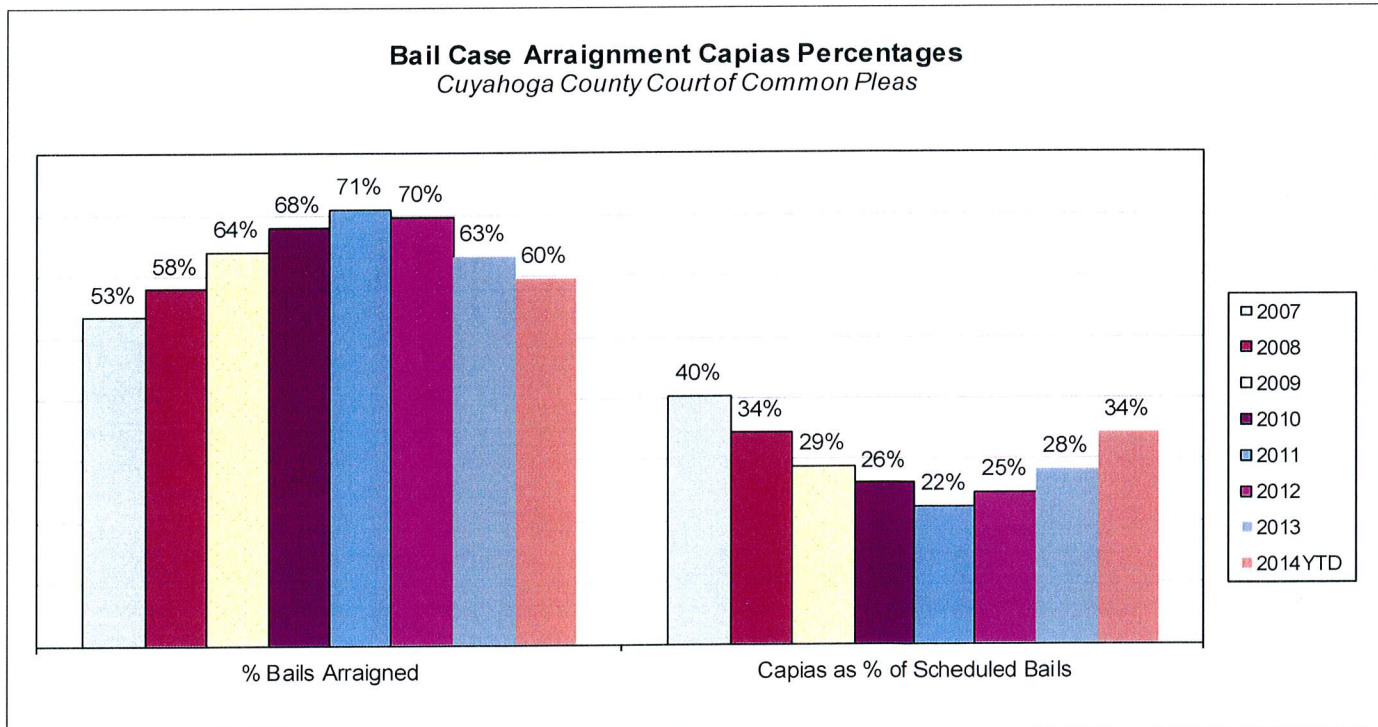
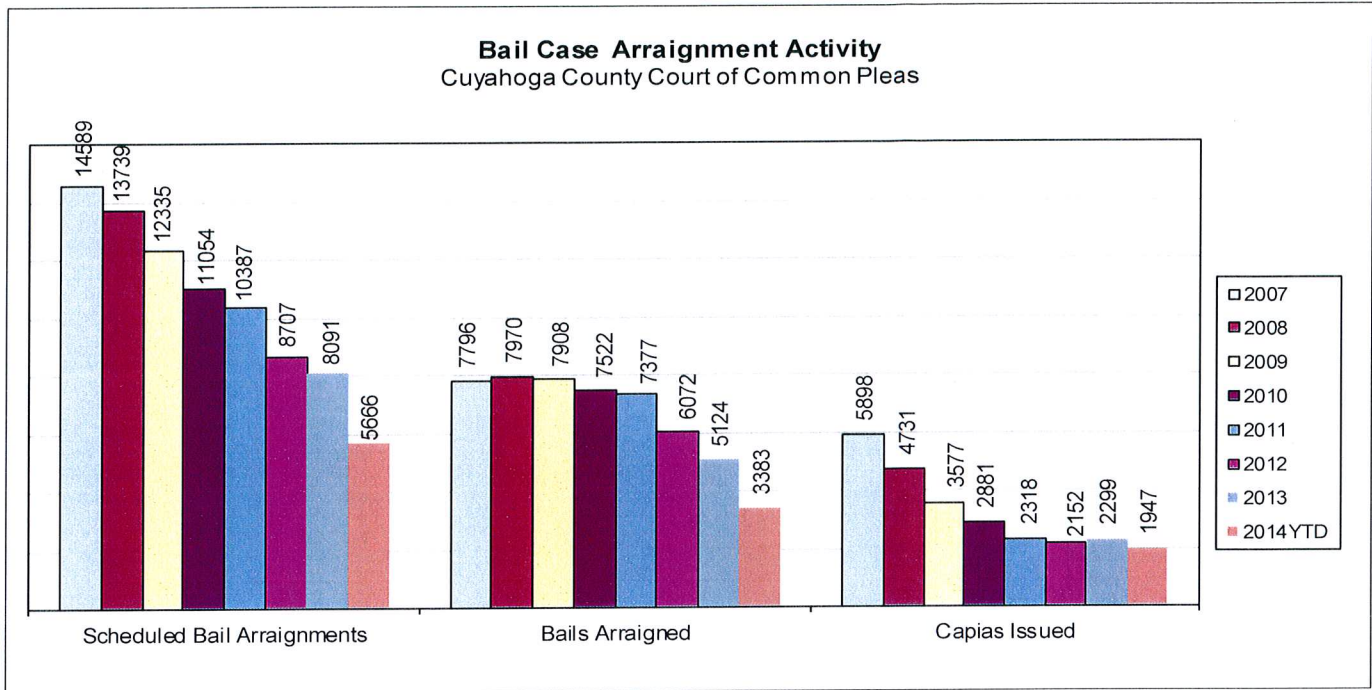
The following charts are reflective of Indictments and Informations filed with the Criminal Clerk of Courts from 2000. The source for this information was the Criminal Clerk's Office.



CUYAHOGA COUNTY COMMON PLEAS COURT

Bail Case Arraignment Activity

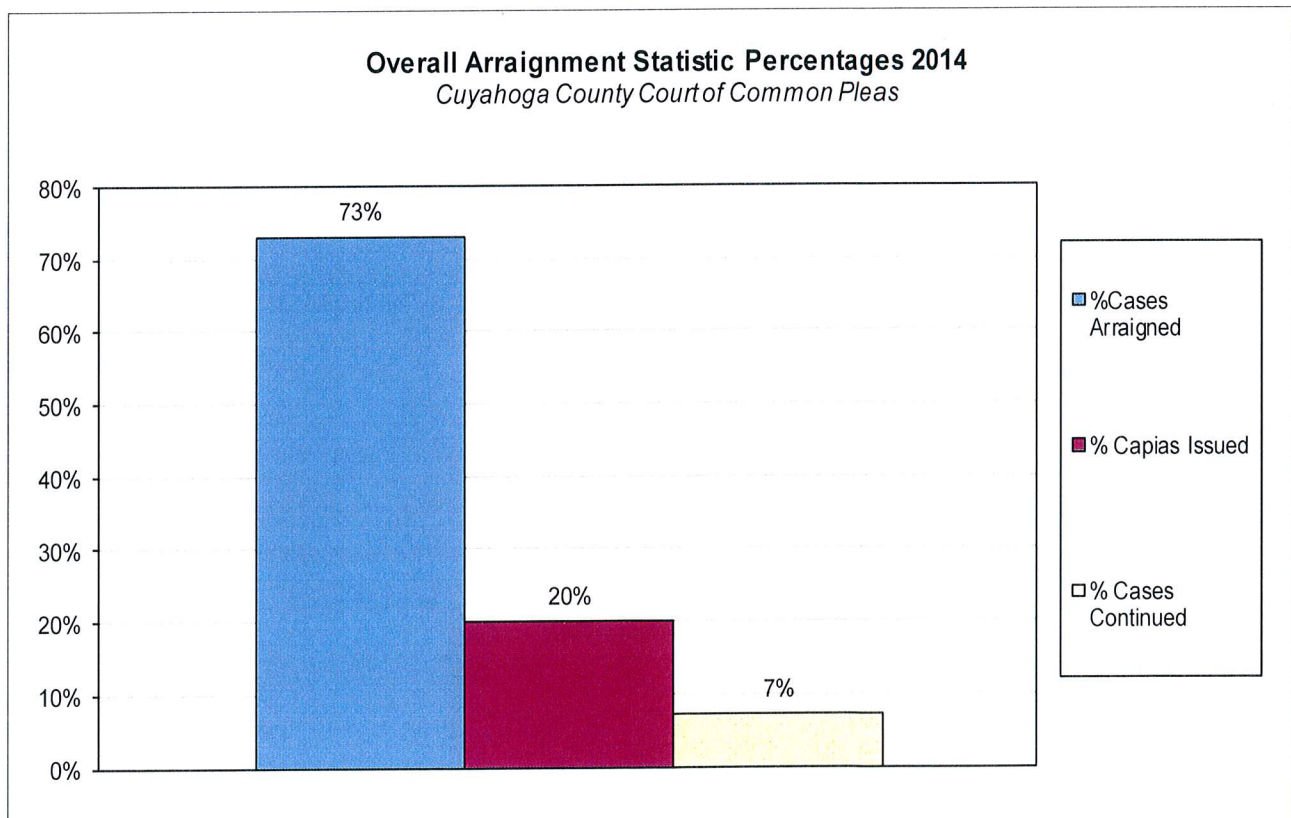
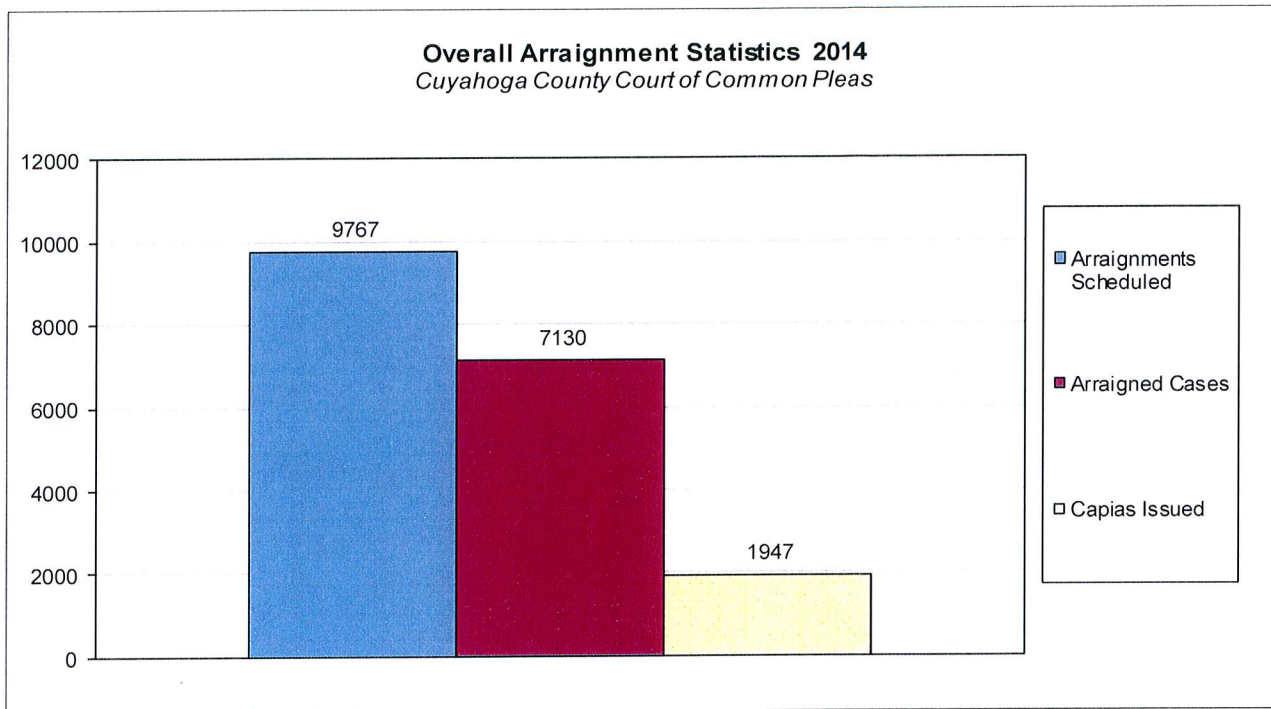
The following charts are reflective of arraignment activity where the defendant was not incarcerated at the time of arraignment. The source for this information was the Criminal Records Department.



CUYAHOGA COUNTY COMMON PLEAS COURT

Overall Arraignment Statistics

The arraignment statistics were provided by the Criminal Records Department. They are provided to give a representation of arraignment activity in the Court in 2014. These statistics include jail and non – jail arraignments.



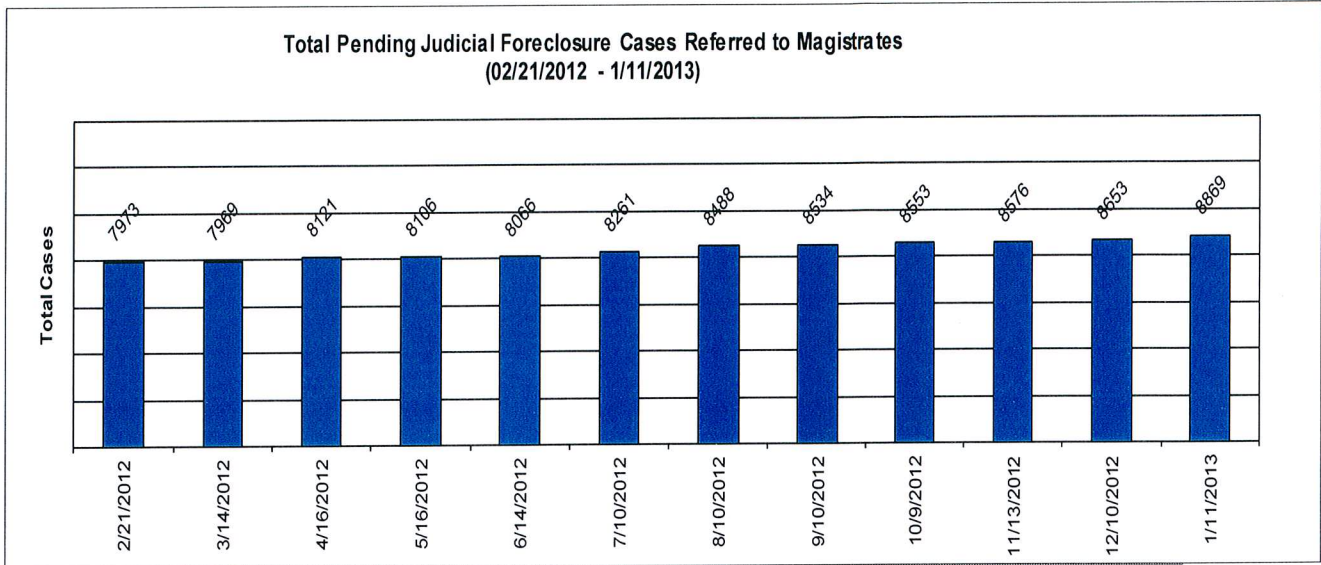
Judicial Foreclosure Statistics¹

¹ For clarification purposes, Foreclosure cases in this report are identified as Judicial Foreclosure filings (filing codes 1460 (Foreclosure Marsh. Of Lien), 1465(Tax Lien), 1466 (Tax Certificate), 1470 (Quiet Title), and 1480 (Partition)). These cases are different from Board of Revision Foreclosures, which are not reported here.

CUYAHOGA COUNTY COMMON PLEAS COURT

Total Pending Judicial Foreclosure Cases Referred to Magistrates (A)

The following chart is a display of the total number of pending Judicial Foreclosure cases referred to the Magistrates on specific dates. The table below shows the number of these cases pending from each year since 2000.

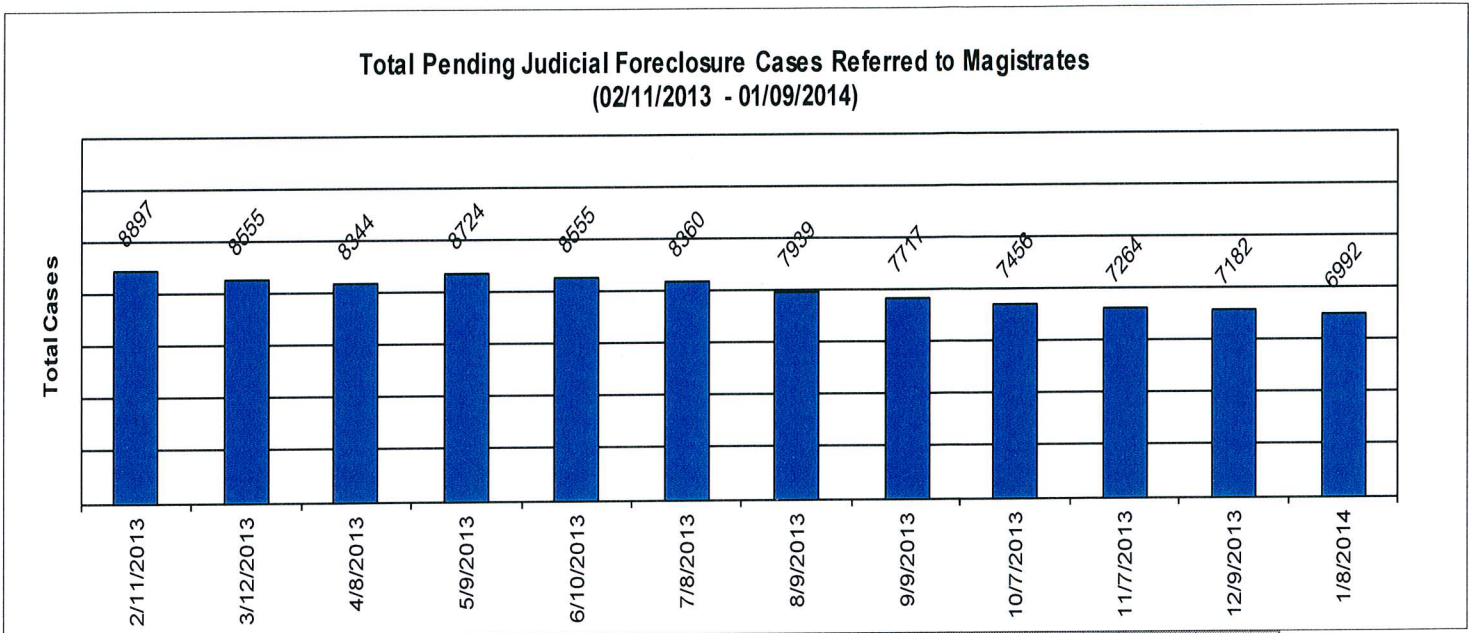


	A s o f:												
Year		2/21/2012	3/14/2012	4/16/2012	5/16/2012	6/14/2012	7/10/2012	8/10/2012	9/10/2012	10/9/2012	11/13/2012	12/10/2012	1/11/2013
2000		0	0	0	0	0	0	0	0	0	0	0	0
2001		0	0	0	0	0	0	0	0	0	1	1	0
2002		10	10	10	11	10	10	10	10	10	10	10	10
2003		2	2	2	2	2	2	2	2	2	2	2	2
2004		3	3	2	2	2	2	2	1	2	1	1	1
2005		0	0	0	0	1	2	2	2	2	2	2	2
2006		8	8	8	8	8	7	5	5	5	5	5	5
2007		16	17	18	34	32	36	34	31	31	29	29	27
2008		28	30	26	24	23	23	20	18	15	13	14	12
2009		165	155	154	140	129	126	120	122	114	105	101	94
2010		742	661	572	491	445	415	392	343	293	261	240	221
2011		5528	4981	4267	3615	3096	2728	2283	1916	1619	1384	1204	1041
2012		1471	2102	3062	3779	4318	4910	5618	6084	6460	6763	7044	7175
2013													279
Total		7973	7969	8121	8106	8066	8261	8488	8534	8553	8576	8653	8869

CUYAHOGA COUNTY COMMON PLEAS COURT

Total Pending Judicial Foreclosure Cases Referred to Magistrates (B)

The following chart is a display of the total number of pending Judicial Foreclosure cases referred to the Magistrates on specific dates. The table below shows the number of these cases pending from each year since 2000.

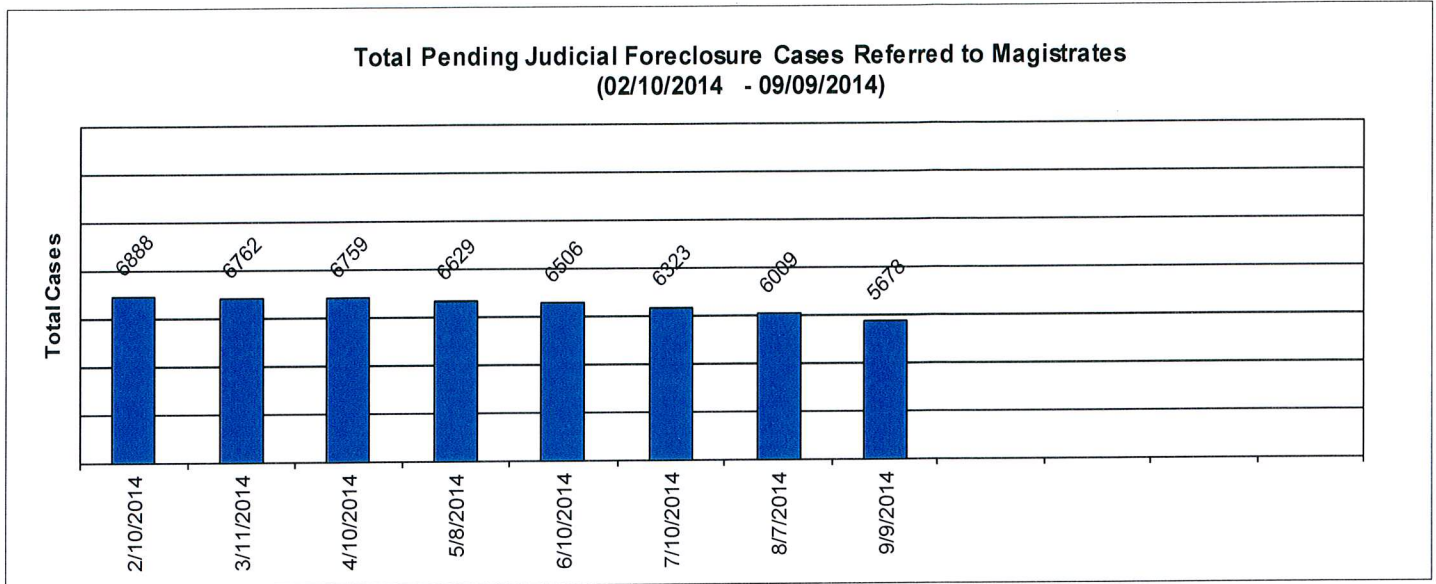


	As of:	2/11/2013	3/12/2013	4/8/2013	5/9/2013	6/10/2013	7/8/2013	8/9/2013	9/9/2013	10/7/2013	11/7/2013	12/9/2013	1/8/2014
Year													
2000		0	0	0	0	0	0	0	0	0	0	0	0
2001		0	0	0	0	0	0	0	1	0	1	1	1
2002		10	10	10	1	2	2	2	1	0	0	1	1
2003		2	2	2	2	2	2	2	2	3	3	2	2
2004		1	1	1	1	1	1	1	1	1	1	0	0
2005		3	3	2	2	2	2	2	2	1	1	1	1
2006		7	7	6	8	4	4	3	3	3	3	3	3
2007		27	28	29	29	27	8	9	9	8	8	8	8
2008		13	13	12	12	14	11	11	9	11	16	18	17
2009		93	79	75	66	62	58	55	39	29	28	40	29
2010		205	175	146	134	126	116	99	88	80	74	71	62
2011		949	810	713	600	505	456	388	345	303	271	243	220
2012		6684	5850	5226	4467	3807	3362	2824	2494	2128	1783	1526	1311
2013		903	1577	2122	3402	4003	4338	4543	4723	4889	5075	5268	5281
2014													56
Total		8897	8555	8344	8724	8555	8360	7939	7717	7456	7264	7182	6992

CUYAHOGA COUNTY COMMON PLEAS COURT

Total Pending Judicial Foreclosure Cases Referred to Magistrates (C)

The following chart is a display of the total number of pending Judicial Foreclosure cases referred to the Magistrates on specific dates. The table below shows the number of these cases pending from each year since 2000.

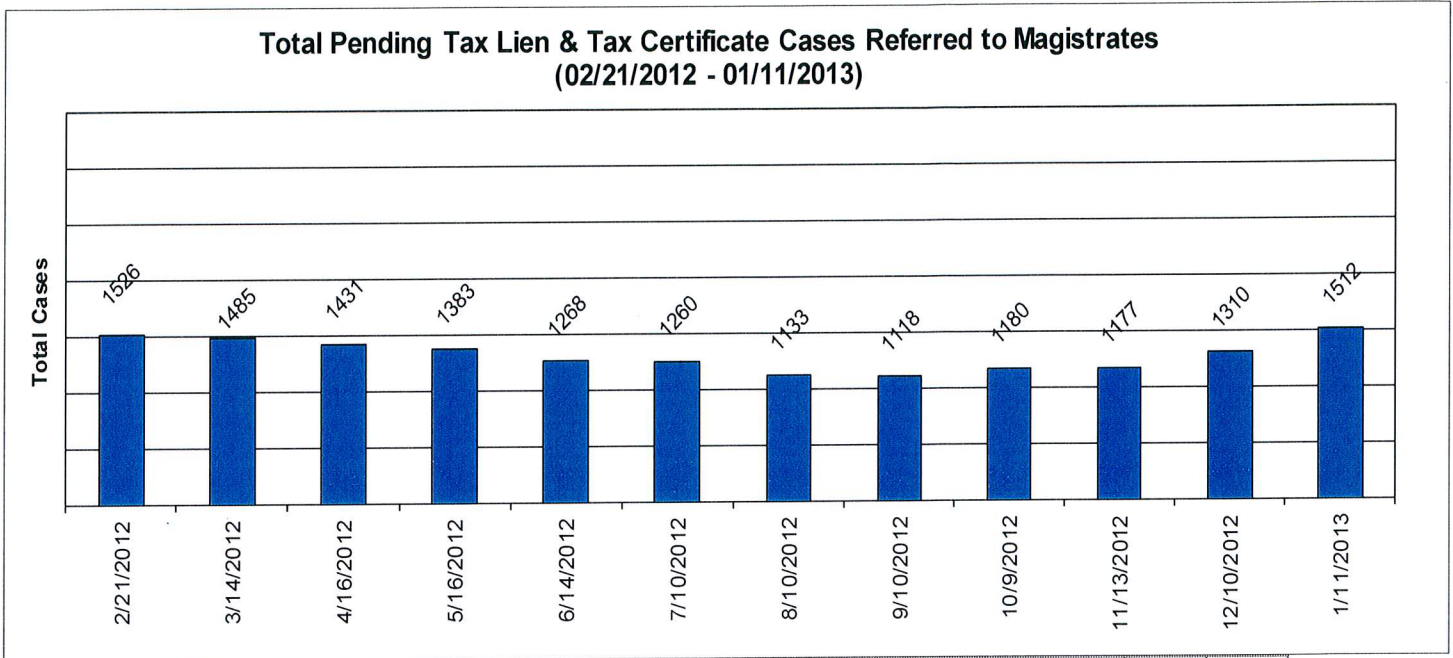


	As of:	2/10/2014	3/11/2014	4/10/2014	5/8/2014	6/10/2014	7/10/2014	8/7/2014	9/9/2014				
Year													
1990		0	0	0	0	0	0	0	0				
1991		0	0	0	0	0	0	0	0				
1992		0	0	0	0	0	0	0	0				
1993		0	0	0	0	0	0	0	0				
1994		0	0	0	0	0	0	0	0				
1995		0	0	0	0	0	0	0	0				
1996		0	0	0	0	0	0	0	0				
1997		0	0	0	0	0	0	0	0				
1998		0	0	0	0	0	0	0	0				
1999		0	0	0	0	0	0	0	0				
2000		0	0	0	0	0	0	0	0				
2001		0	0	0	0	0	0	0	0				
2002		1	1	1	1	1	1	1	1				
2003		2	2	2	2	2	2	2	2				
2004		0	0	0	0	0	0	0	0				
2005		1	1	1	1	1	1	1	0				
2006		2	1	0	0	0	0	0	0				
2007		7	7	7	5	5	5	5	4				
2008		16	15	16	15	11	7	7	7				
2009		28	25	25	23	23	10	9	10				
2010		59	53	52	48	40	28	22	21				
2011		205	183	173	160	147	121	100	87				
2012		1087	914	744	642	536	478	407	353				
2013		4773	4200	3615	3141	2754	2368	1980	1613				
2014		707	1360	2123	2591	2986	3302	3475	3580				
Total		6888	6762	6759	6629	6506	6323	6009	5678				

CUYAHOGA COUNTY COMMON PLEAS COURT

Total Pending Tax Lien & Certificate Cases Referred to Magistrates (A)

The following chart is a display of the number of pending tax Judicial Foreclosure cases referred to the Magistrates on specific dates. The table below shows the number of pending tax Judicial Foreclosure cases in each year since 2000.

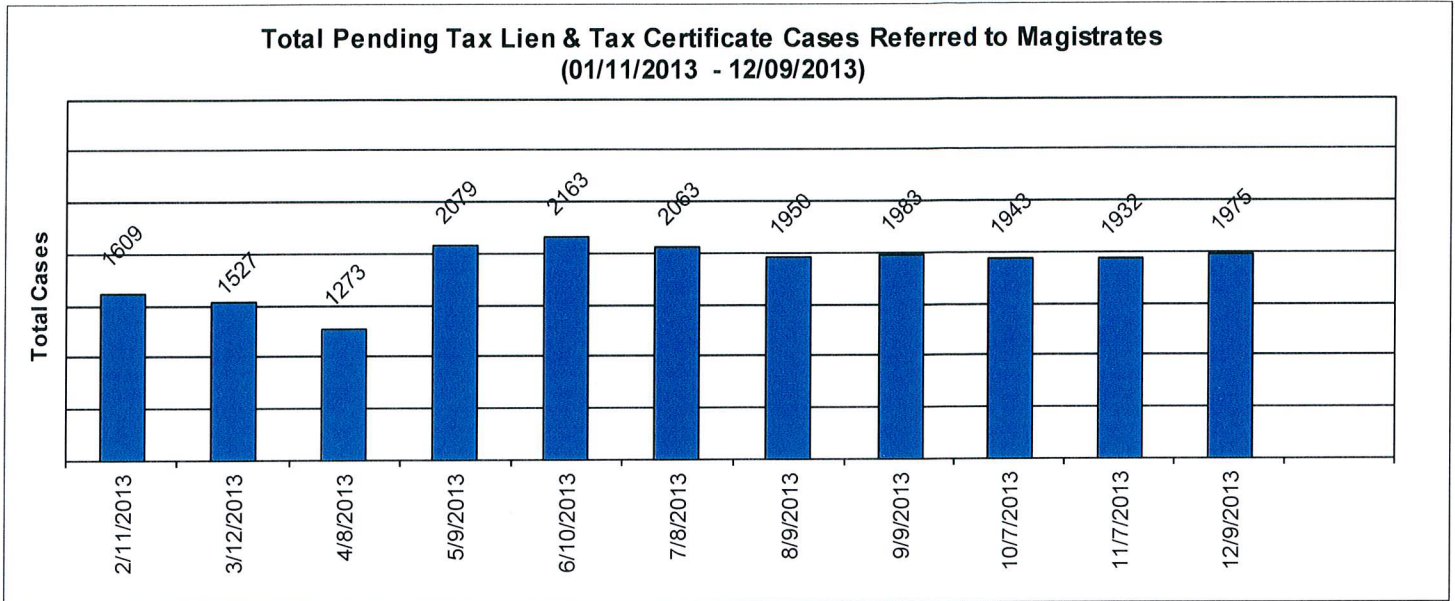


	As of:	2/21/2012	3/14/2012	4/16/2012	5/16/2012	6/14/2012	7/10/2012	8/10/2012	9/10/2012	10/9/2012	11/13/2012	12/10/2012	1/11/2013
Year													
1990		0	0	0	0	0	0	0	0	0	0	0	0
1991		0	0	0	0	0	0	0	0	0	0	0	0
1992		0	0	0	0	0	0	0	0	0	0	0	0
1993		0	0	0	0	0	0	0	0	0	0	0	0
1994		0	0	0	0	0	0	0	0	0	0	0	0
1995		0	0	0	0	0	0	0	0	0	0	0	0
1996		0	0	0	0	0	0	0	0	0	0	0	0
1997		0	0	0	0	0	0	0	0	0	0	0	0
1998		0	0	0	0	0	0	0	0	0	0	0	0
1999		0	0	0	0	0	0	0	0	0	0	0	0
2000		0	0	0	0	0	0	0	0	0	0	0	0
2001		0	0	0	0	0	0	0	0	0	0	0	0
2002		0	0	0	1	0	0	0	0	0	0	0	0
2003		0	0	0	0	0	0	0	0	0	0	0	0
2004		0	1	1	2	2	2	2	1	2	1	1	1
2005		1	0	0	0	0	0	0	0	0	0	0	0
2006		1	1	1	1	2	1	0	0	0	0	0	0
2007		5	5	5	4	4	5	5	4	3	3	3	3
2008		5	5	8	5	5	5	4	4	3	2	2	2
2009		80	79	78	77	69	67	63	55	53	48	46	36
2010		157	141	138	127	113	111	103	93	87	75	75	73
2011		957	888	785	693	576	529	444	401	367	338	318	280
2012		320	365	415	473	497	540	512	560	665	710	865	997
2013													120
Total		1526	1485	1431	1383	1268	1260	1133	1118	1180	1177	1310	1512

CUYAHOGA COUNTY COMMON PLEAS COURT

Total Pending Tax Lien & Certificate Cases Referred to Magistrates (B)

The following chart is a display of the number of pending tax Judicial Foreclosure cases referred to the Magistrates on specific dates. The table below shows the number of pending tax Judicial Foreclosure cases in each year since 2000.

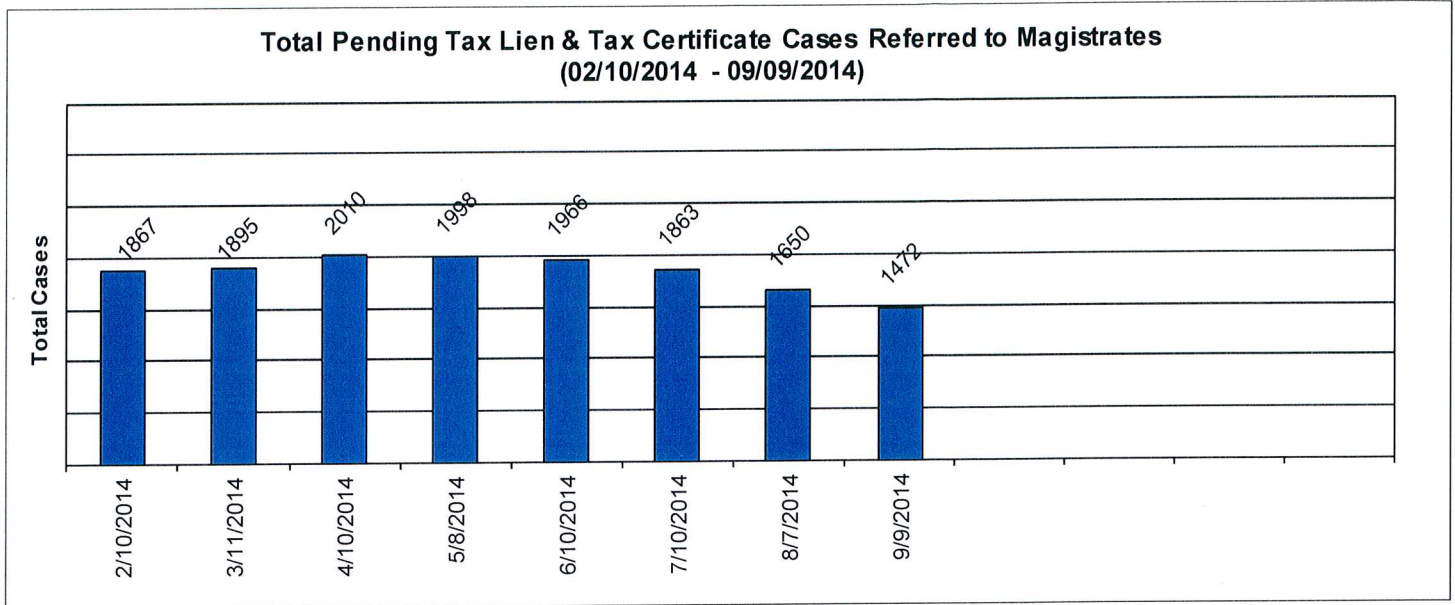


	As of:	2/11/2013	3/12/2013	4/8/2013	5/9/2013	6/10/2013	7/8/2013	8/9/2013	9/9/2013	10/7/2013	11/7/2013	12/9/2013
Year		0	0	0	0	0	0	0	0	0	0	0
1990		0	0	0	0	0	0	0	0	0	0	0
1991		0	0	0	0	0	0	0	0	0	0	0
1992		0	0	0	0	0	0	0	0	0	0	0
1993		0	0	0	0	0	0	0	0	0	0	0
1994		0	0	0	0	0	0	0	0	0	0	0
1995		0	0	0	0	0	0	0	0	0	0	0
1996		0	0	0	0	0	0	0	0	0	0	0
1997		0	0	0	0	0	0	0	0	0	0	0
1998		0	0	0	0	0	0	0	0	0	0	0
1999		0	0	0	0	0	0	0	0	0	0	0
2000		0	0	0	0	0	0	0	0	0	0	0
2001		0	0	0	0	0	0	0	0	1	1	1
2002		0	0	0	0	0	0	0	1	0	0	0
2003		0	0	0	0	0	0	0	0	1	1	0
2004		1	1	1	1	1	1	1	1	1	1	0
2005		1	1	0	0	0	0	0	0	0	0	0
2006		0	0	1	3	1	1	1	6	1	1	1
2007		4	4	4	4	4	4	5	5	5	4	4
2008		3	2	1	1	1	1	1	2	4	6	6
2009		36	28	25	23	22	17	17	20	15	9	15
2010		69	58	46	41	40	36	32	34	33	10	34
2011		272	243	213	187	163	145	132	126	117	117	112
2012		1109	1029	982	924	869	795	709	682	608	532	468
2013		114	161	192	895	1062	1063	1052	1106	1158	1250	1334
Total		1609	1527	1273	2079	2163	2063	1950	1983	1943	1932	1975

CUYAHOGA COUNTY COMMON PLEAS COURT

Total Pending Tax Lien & Certificate Cases Referred to Magistrates (C)

The following chart is a display of the number of pending tax Judicial Foreclosure cases referred to the Magistrates on specific dates. The table below shows the number of pending tax Judicial Foreclosure cases in each year since 2000.

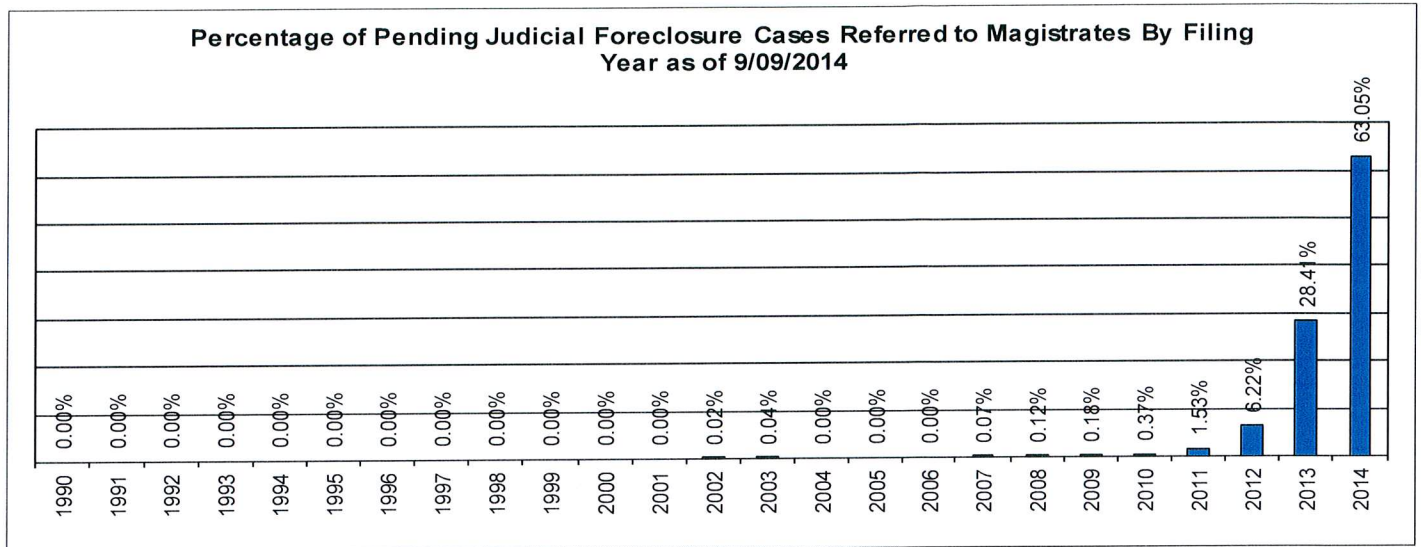


	As of:	2/10/2014	3/11/2014	4/10/2014	5/8/2014	6/10/2014	7/10/2014	8/7/2014	9/9/2014				
Year													
1990		0	0	0	0	0	0	0	0				
1991		0	0	0	0	0	0	0	0				
1992		0	0	0	0	0	0	0	0				
1993		0	0	0	0	0	0	0	0				
1994		0	0	0	0	0	0	0	0				
1995		0	0	0	0	0	0	0	0				
1996		0	0	0	0	0	0	0	0				
1997		0	0	0	0	0	0	0	0				
1998		0	0	0	0	0	0	0	0				
1999		0	0	0	0	0	0	0	0				
2000		0	0	0	0	0	0	0	0				
2001		0	0	0	0	0	0	0	0				
2002		0	0	0	1	1	1	1	1				
2003		0	0	0	0	0	0	0	0				
2004		0	0	0	0	0	0	0	0				
2005		0	0	0	0	0	0	0	0				
2006		1	0	0	0	0	0	0	0				
2007		2	2	2	2	2	2	2	1				
2008		6	5	6	5	4	0	0	0				
2009		15	15	15	16	16	3	3	4				
2010		27	24	22	20	17	10	8	2				
2011		96	93	90	85	83	66	49	41				
2012		317	277	220	192	146	138	115	101				
2013		1291	1174	1085	994	934	844	709	612				
2014		112	305	570	683	763	799	763	710				
Total		1867	1895	2010	1998	1966	1863	1650	1472				

CUYAHOGA COUNTY COMMON PLEAS COURT

Percentage of Pending Judicial Foreclosure Cases By Filing Year

The following chart is a representation of the total number of pending Judicial Foreclosure cases by filing year expressed as a percentage on a specific date. The table below is the supporting data for this chart.

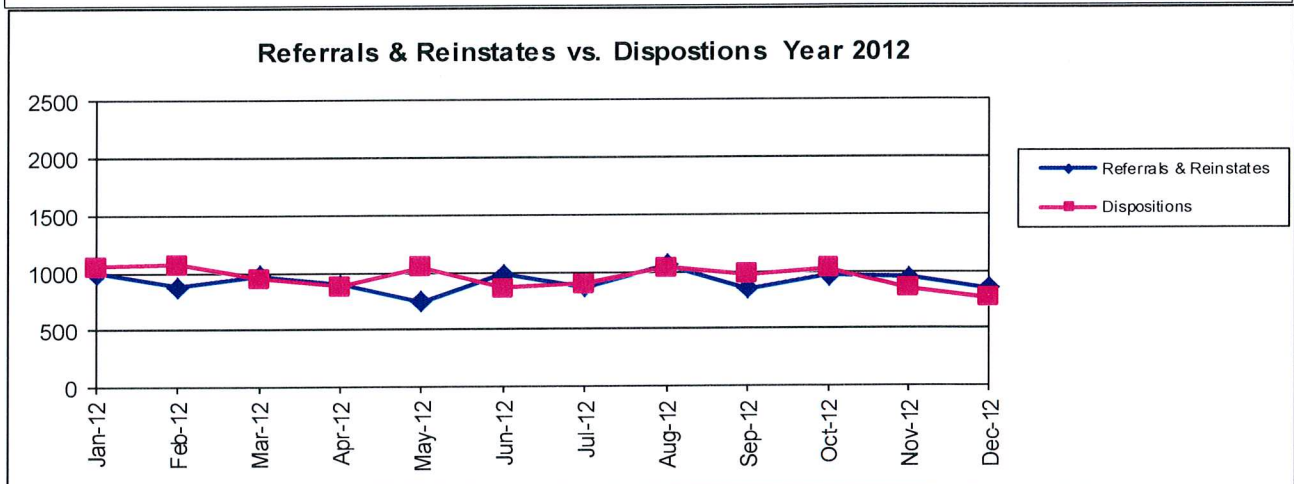
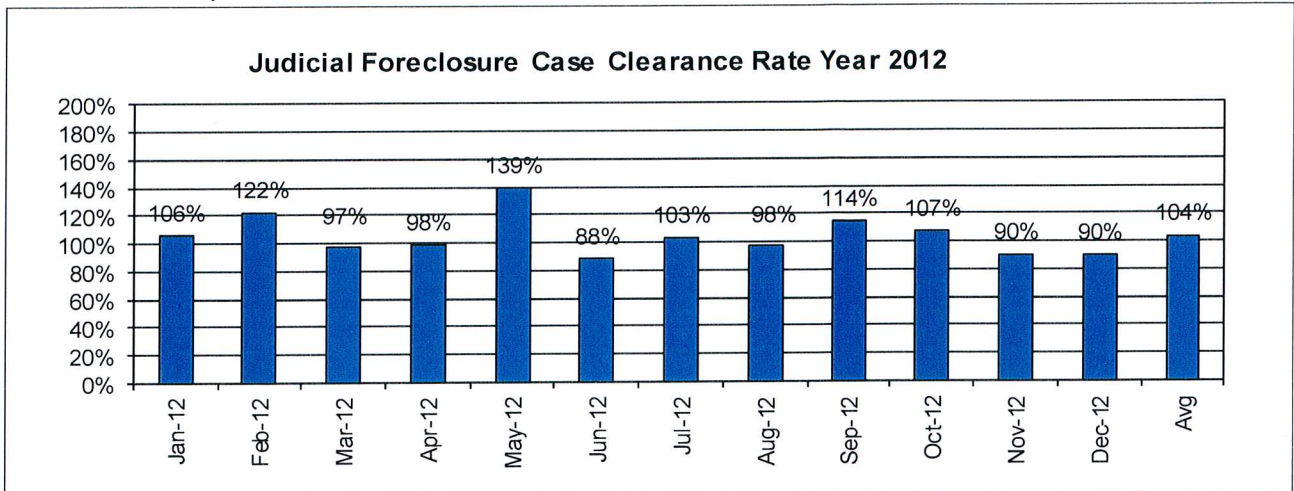


Year	As of:	9/9/2014	% of Total
1990		0	0.00%
1991		0	0.00%
1992		0	0.00%
1993		0	0.00%
1994		0	0.00%
1995		0	0.00%
1996		0	0.00%
1997		0	0.00%
1998		0	0.00%
1999		0	0.00%
2000		0	0.00%
2001		0	0.00%
2002		1	0.02%
2003		2	0.04%
2004		0	0.00%
2005		0	0.00%
2006		0	0.00%
2007		4	0.07%
2008		7	0.12%
2009		10	0.18%
2010		21	0.37%
2011		87	1.53%
2012		353	6.22%
2013		1613	28.41%
2014		3580	63.05%

CUYAHOGA COUNTY COMMON PLEAS COURT

Judicial Foreclosure Clearance Rate Year 2012

The Clearance Rate is the number of outgoing cases as a percentage of the number of incoming cases. Clearance rate measures whether the court is keeping up with its incoming caseload. If cases are not disposed in a timely manner, a backlog of cases awaiting disposition will grow. A Clearance Rate of 100% indicates that at least as many cases as have been filed, reopened, or reactivated in a period have been disposed.

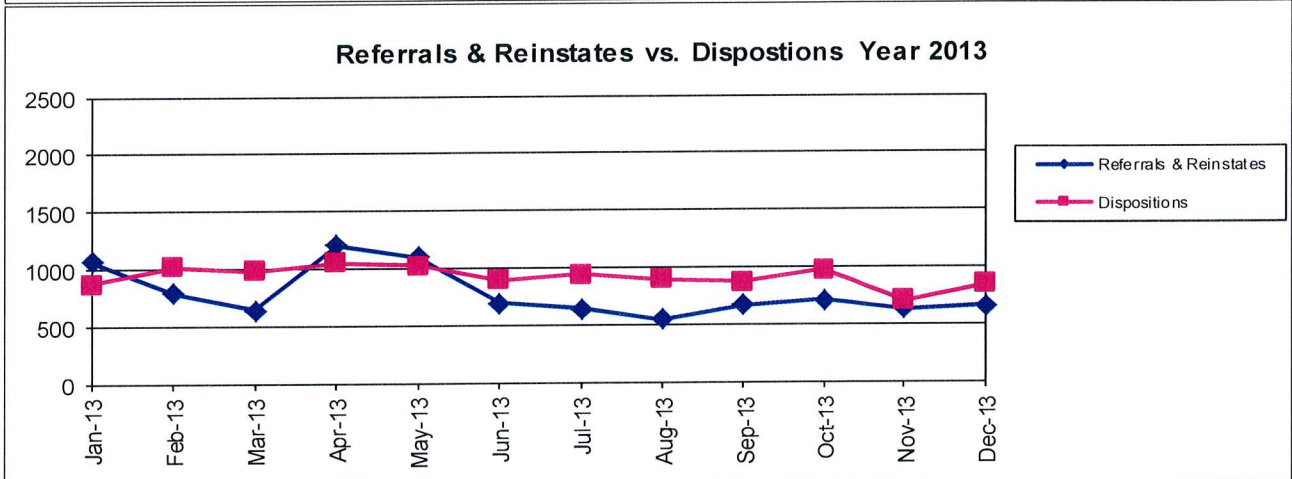
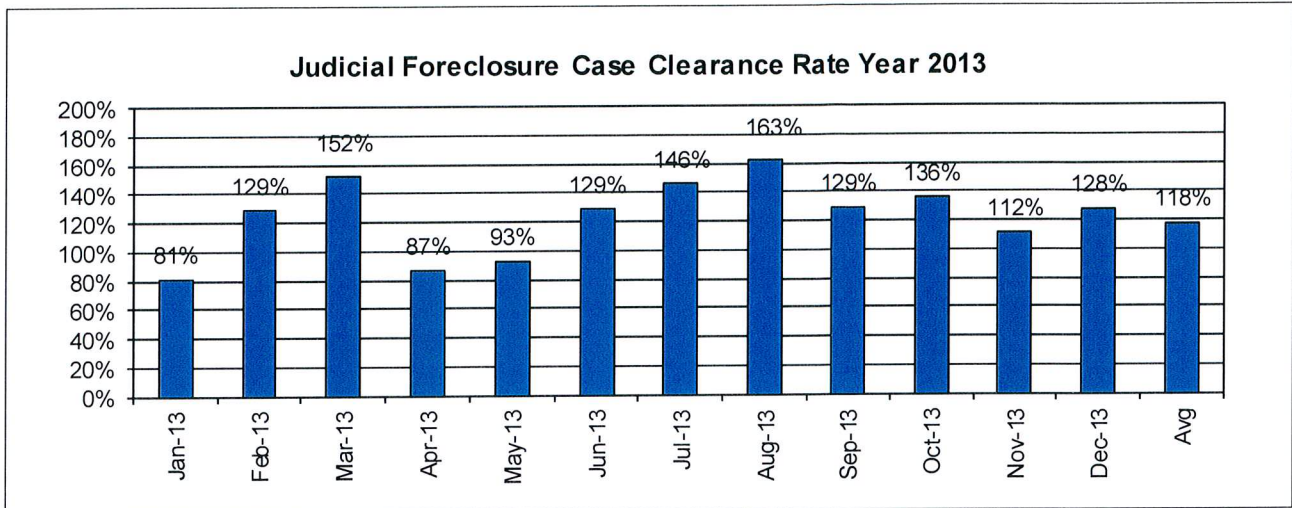


	Referrals & Reinstates	Dispositions	Clearance Rate
Jan-12	995	1051	106%
Feb-12	874	1068	122%
Mar-12	974	944	97%
Apr-12	894	880	98%
May-12	750	1044	139%
Jun-12	982	863	88%
Jul-12	869	896	103%
Aug-12	1058	1034	98%
Sep-12	851	972	114%
Oct-12	961	1028	107%
Nov-12	948	854	90%
Dec-12	854	766	90%
Avg	918	950	104%
Total	11010	11400	

CUYAHOGA COUNTY COMMON PLEAS COURT

Judicial Foreclosure Clearance Rate Year 2013

The Clearance Rate is the number of outgoing cases as a percentage of the number of incoming cases. Clearance rate measures whether the court is keeping up with its incoming caseload. If cases are not disposed in a timely manner, a backlog of cases awaiting disposition will grow. A Clearance Rate of 100% indicates that at least as many cases as have been filed, reopened, or reactivated in a period have been disposed.

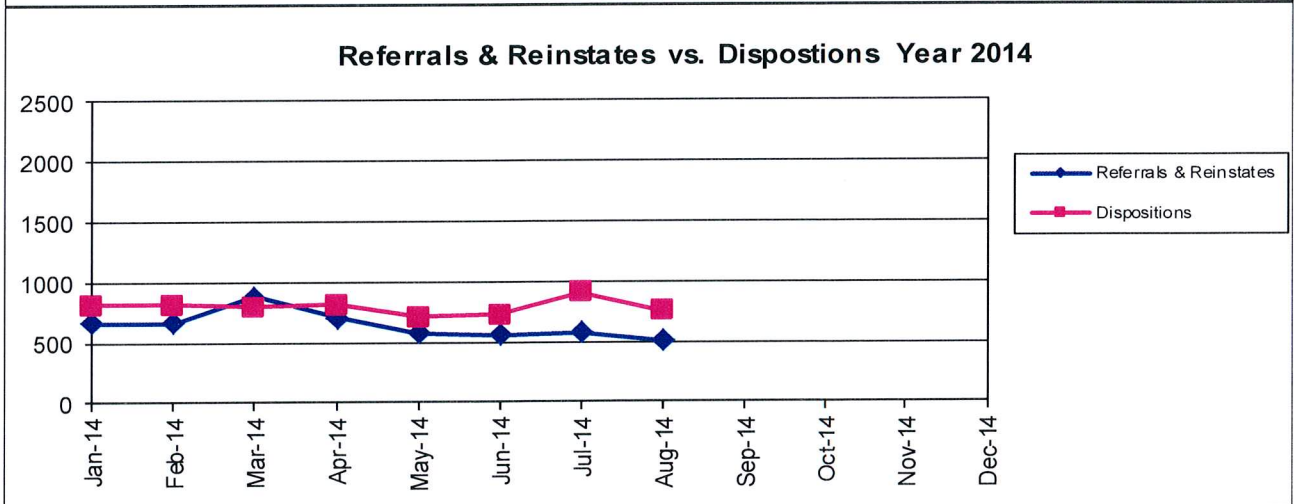
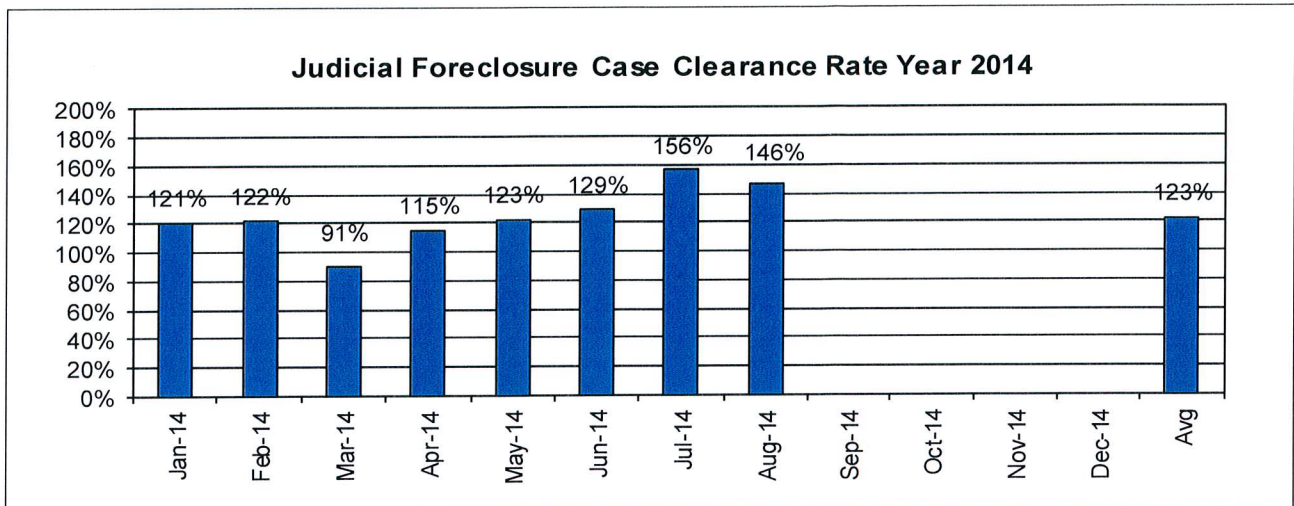


	Referrals & Reinstates	Dispositions	Clearance Rate
Jan-13	1069	870	81%
Feb-13	788	1013	129%
Mar-13	643	980	152%
Apr-13	1211	1052	87%
May-13	1102	1025	93%
Jun-13	696	895	129%
Jul-13	644	940	146%
Aug-13	550	896	163%
Sep-13	670	866	129%
Oct-13	713	969	136%
Nov-13	632	705	112%
Dec-13	658	841	128%
Avg	781	921	118%
Total	9376	11052	

CUYAHOGA COUNTY COMMON PLEAS COURT

Judicial Foreclosure Clearance Rate Year 2014

The Clearance Rate is the number of outgoing cases as a percentage of the number of incoming cases. Clearance rate measures whether the court is keeping up with its incoming caseload. If cases are not disposed in a timely manner, a backlog of cases awaiting disposition will grow. A Clearance Rate of 100% indicates that at least as many cases as have been filed, reopened, or reactivated in a period have been disposed.

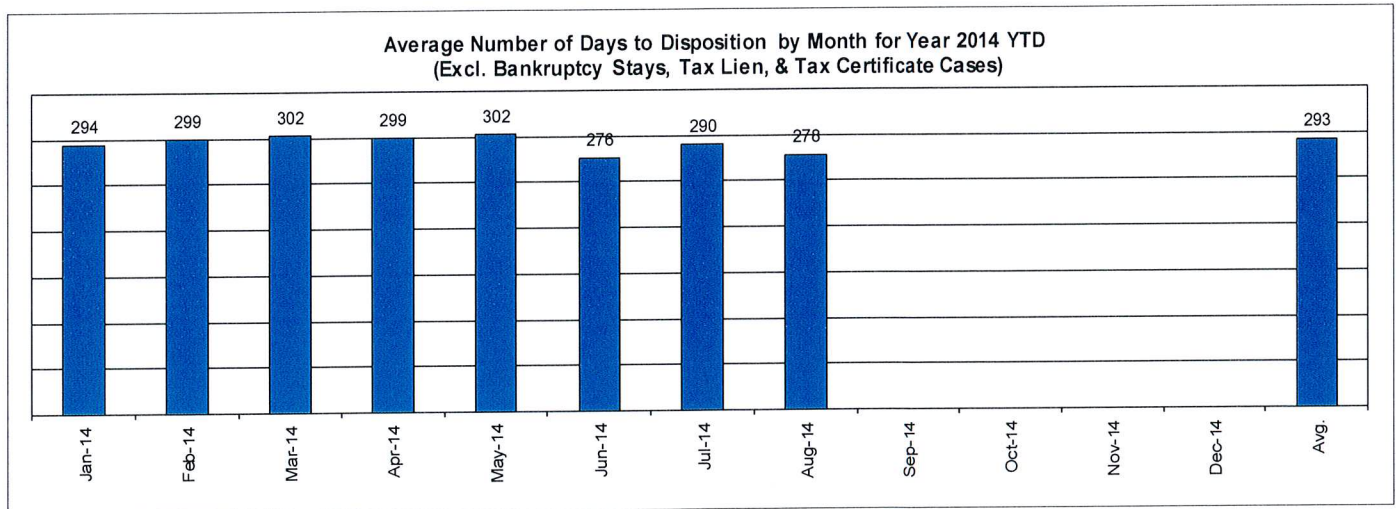
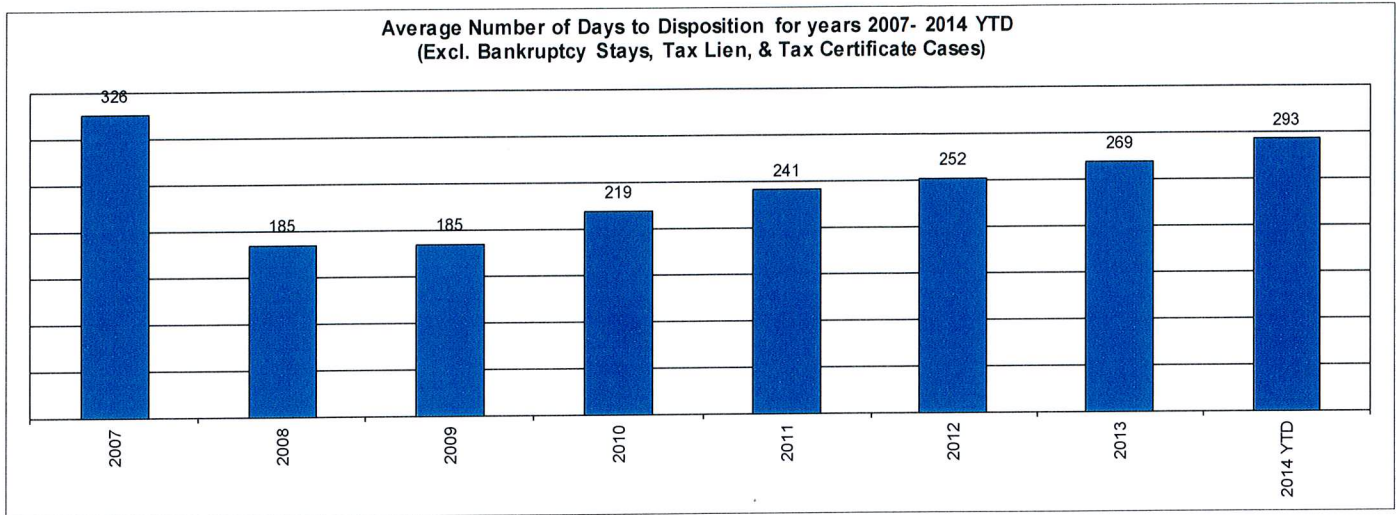


	Referrals & Reinstates	Dispositions	Clearance Rate
Jan-14	667	808	121%
Feb-14	663	809	122%
Mar-14	879	796	91%
Apr-14	703	810	115%
May-14	575	705	123%
Jun-14	558	721	129%
Jul-14	579	904	156%
Aug-14	511	747	146%
Sep-14			
Oct-14			
Nov-14			
Dec-14			
Avg	642	788	123%
Total	5135	6300	

CUYAHOGA COUNTY COMMON PLEAS COURT

Avg. Number of Days to Disp. (Excl. Bank. Stays & Tax Lien & Tax Cert.)

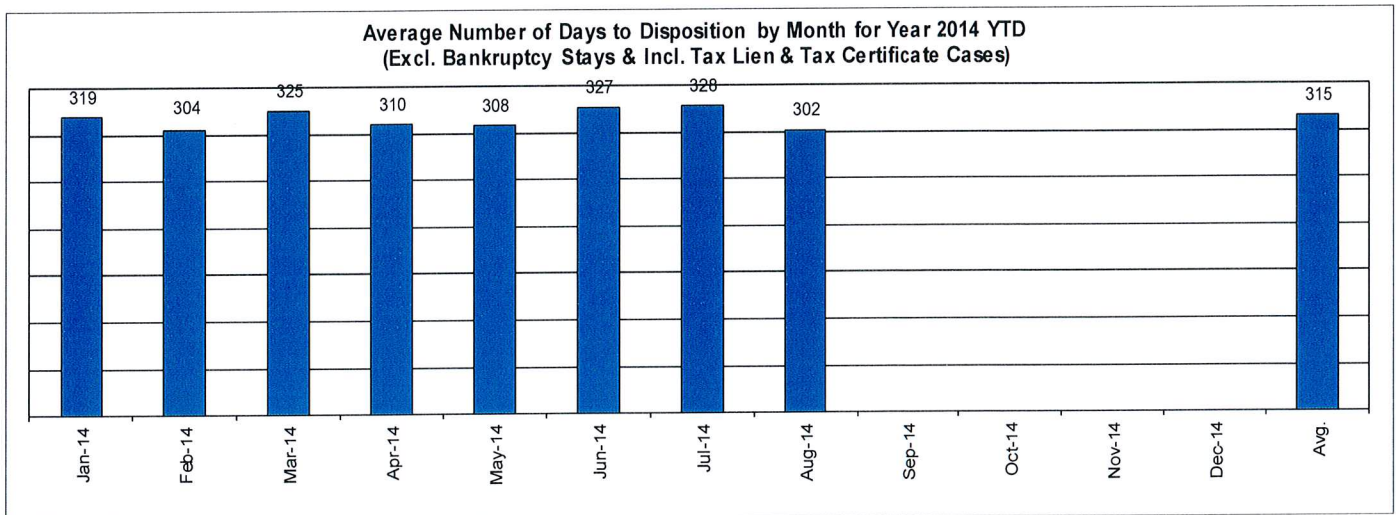
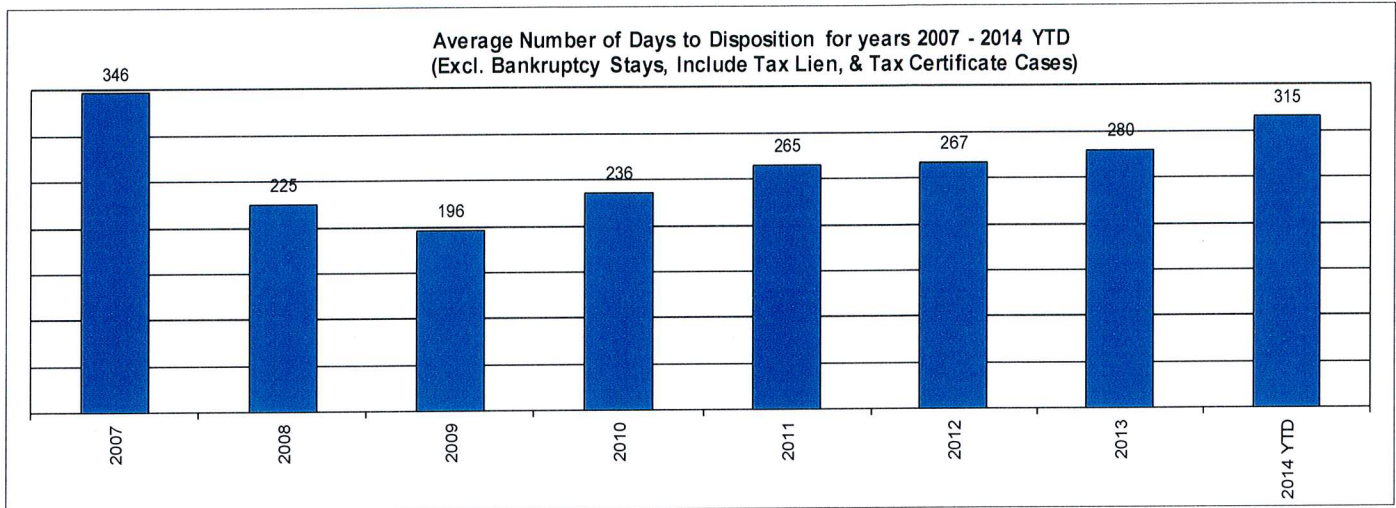
The average number of days to disposition is the number of days from filing to a final disposition entry being filed with the Clerk of Court. The data sample is based on all judicial foreclosure cases terminated by decree or dismissal (cases terminated by bankruptcy are not included) in a month. Each case is examined to determine the number of days between filing and termination with the periods that a case may have been in bankruptcy subtracted. Adding the total days of all of the cases minus bankruptcy periods and dividing by the total number of cases calculates the average. In the following chart, tax judicial foreclosure cases are excluded.



CUYAHOGA COUNTY COMMON PLEAS COURT

Avg. Number of Days to Disp. (Excl. Bank. Stays & Incl. Tax Lien & Tax Cert.)

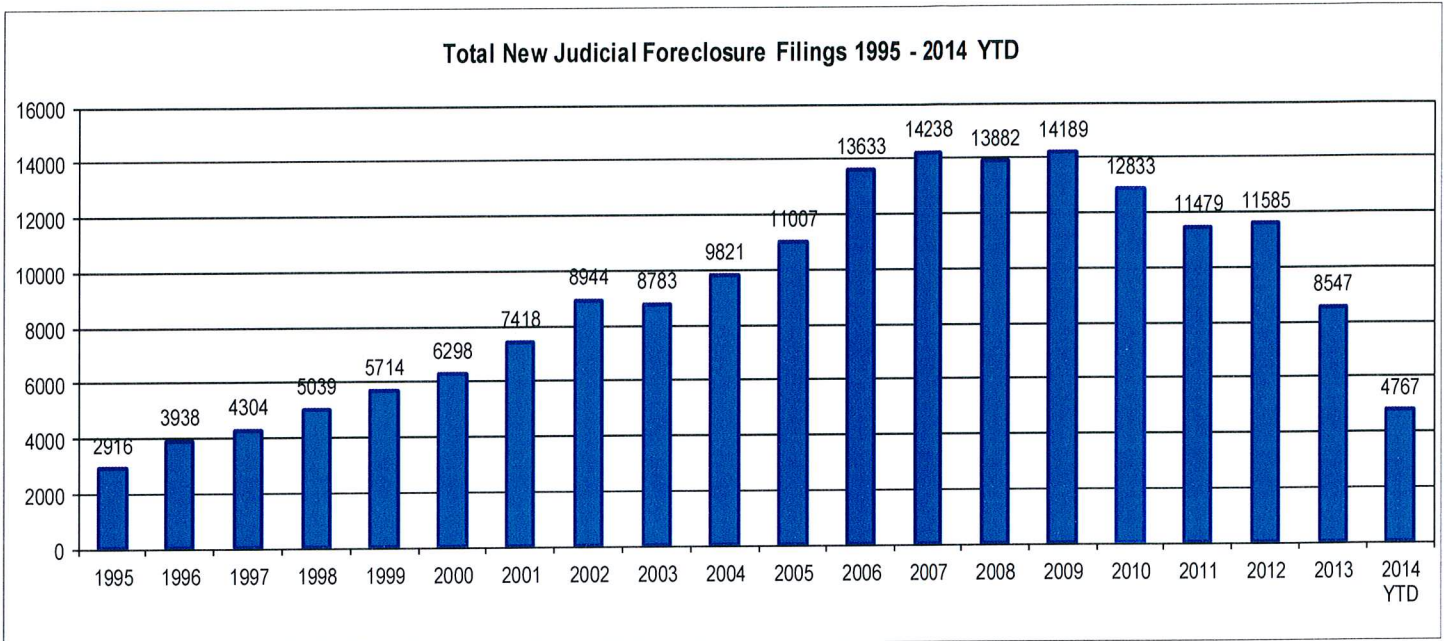
The average number of days to disposition is the number of days from filing to a final disposition entry being filed with the Clerk of Court. The data sample is based on all Judicial Foreclosure cases terminated by decree or dismissal (cases terminated by bankruptcy are not included) in a month. Each case is examined to determine the number of days between filing and termination with the periods that a case may have been in bankruptcy subtracted. Adding the total days of all of the cases minus bankruptcy periods and dividing by the total number of cases calculates the average. In the following chart, all types of Judicial Foreclosure cases are included.



Total New Judicial Foreclosure Filings

The following charts are provided as a historical view of new judicial foreclosure filings.

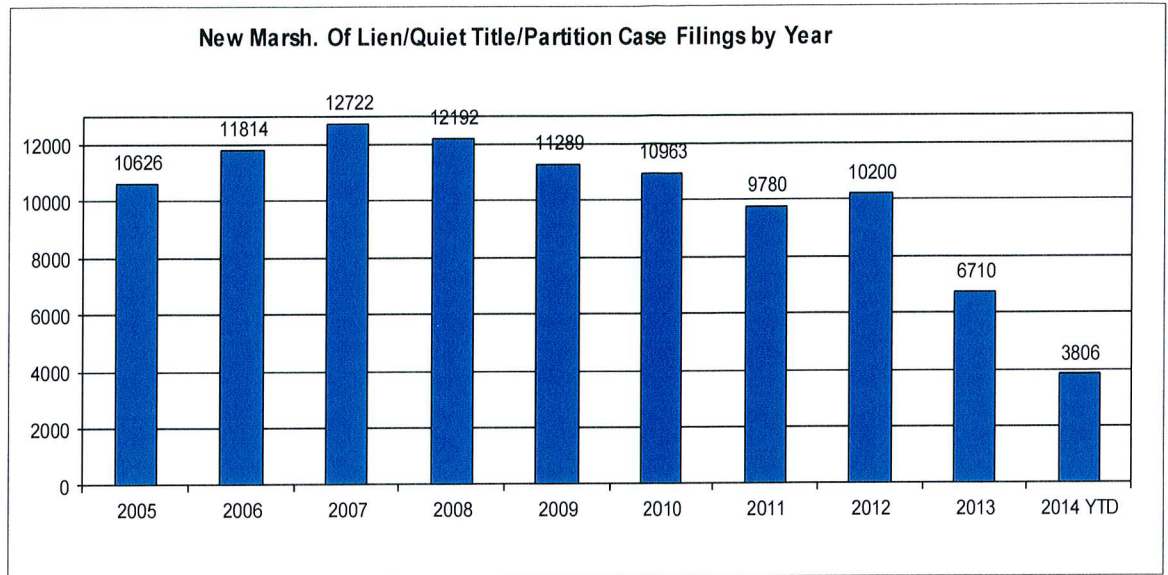
1. Total New Judicial Foreclosure Filings from 1995 – 2014 by year
2. Total New Marsh of Lien/Quiet Title/Partition Filings from 2011 – 2014 by month
3. Total New Tax Lien & Tax Certificate Filings for 2011 – 2014 by month
4. Total New Judicial Foreclosure Filings from 2011 – 2014 by month



CUYAHOGA COUNTY COMMON PLEAS COURT

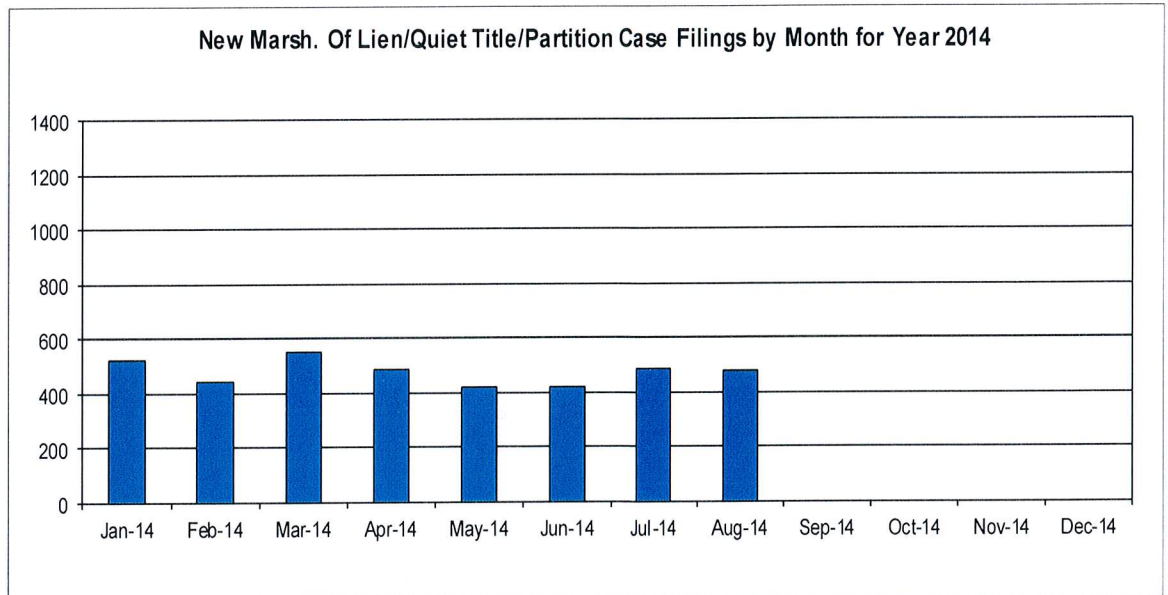
New Marsh of Lien/Quiet Title/Partition Case Filings for Years 2005 – 2014 YTD

Year	# Filings
2005	10626
2006	11814
2007	12722
2008	12192
2009	11289
2010	10963
2011	9780
2012	10200
2013	6710
2014 YTD	3806



New Marsh of Lien/Quiet Title/Partition Case Filings by month for 2014 YTD

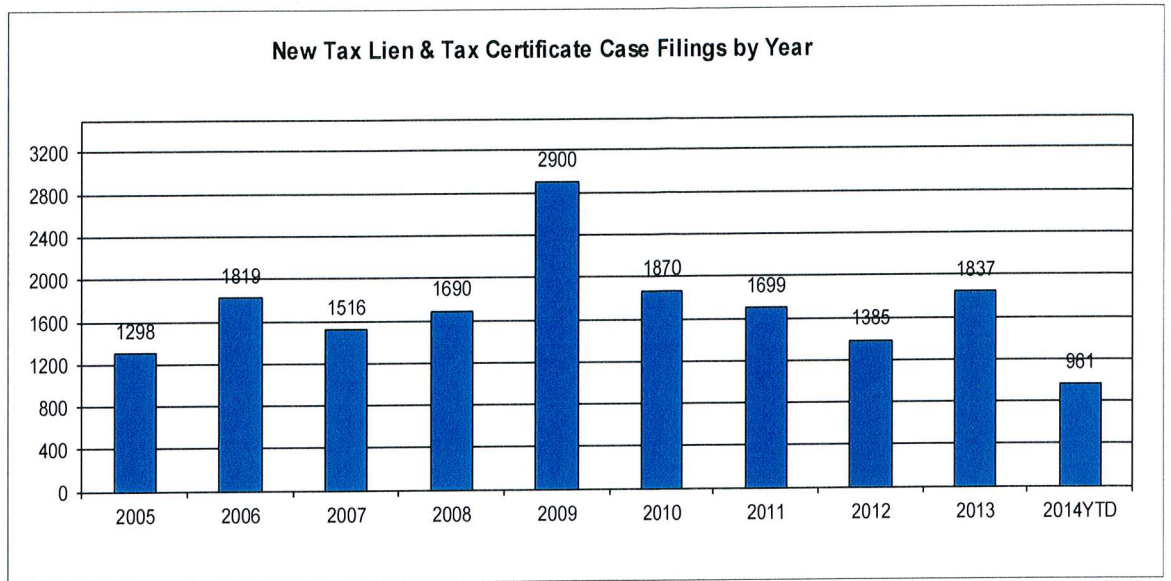
Month	# Filings
Jan-14	523
Feb-14	443
Mar-14	549
Apr-14	487
May-14	418
Jun-14	421
Jul-14	485
Aug-14	480
Sep-14	
Oct-14	
Nov-14	
Dec-14	
Avg	476
Total	3806



CUYAHOGA COUNTY COMMON PLEAS COURT

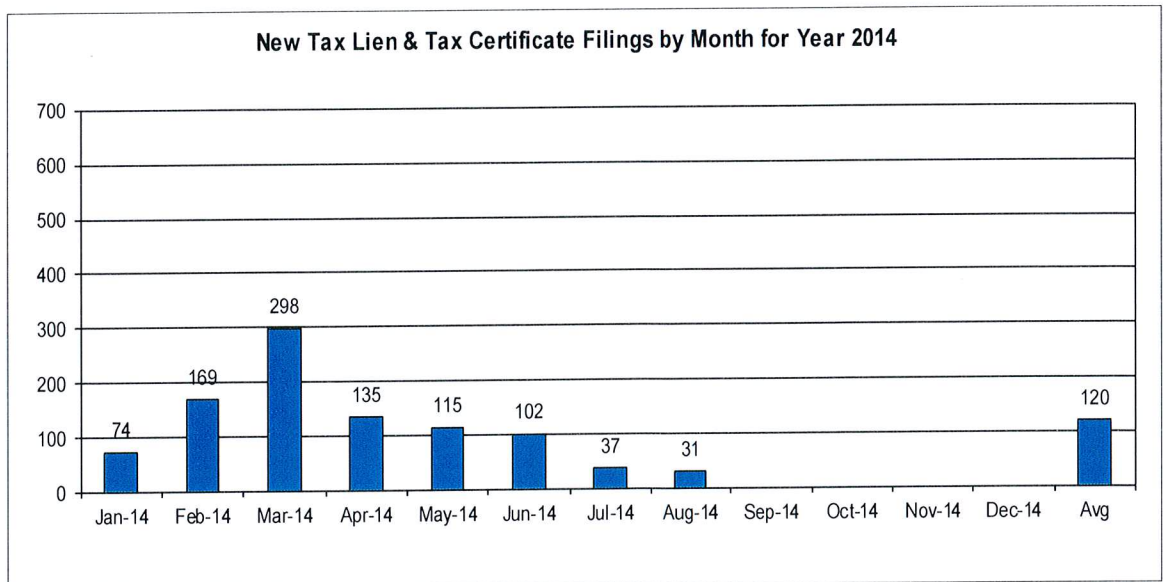
New Tax Lien & Certificate Filings for Years 2005 – 2014 YTD

Year	# Filings
2005	1298
2006	1819
2007	1516
2008	1690
2009	2900
2010	1870
2011	1699
2012	1385
2013	1837
2014YTD	961



New Tax Lien & Certificate Filings by Month for Year 2014 YTD

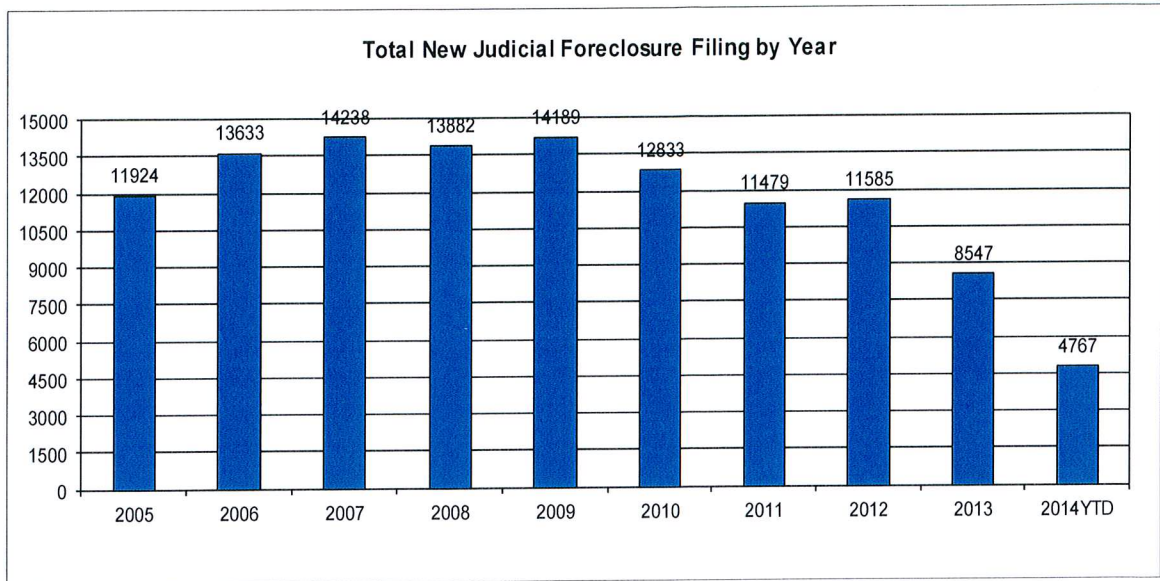
Month	# Filings
Jan-14	74
Feb-14	169
Mar-14	298
Apr-14	135
May-14	115
Jun-14	102
Jul-14	37
Aug-14	31
Sep-14	
Oct-14	
Nov-14	
Dec-14	
Avg	120
Total	961



CUYAHOGA COUNTY COMMON PLEAS COURT

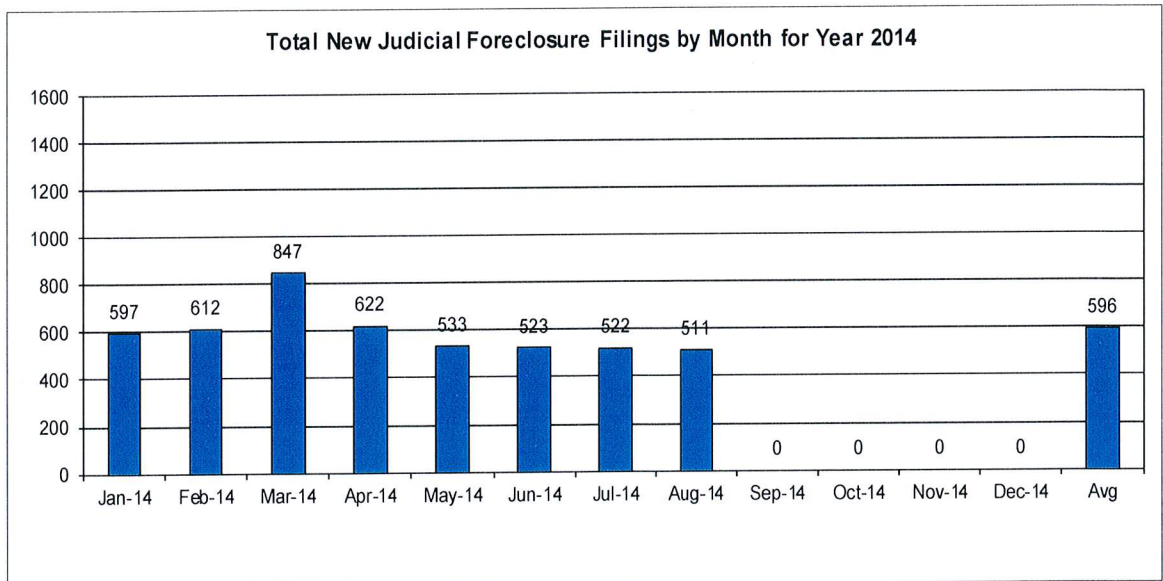
Total New Judicial Foreclosure Filings Years 2005 – 2014 YTD

Year	# Filings
2005	11924
2006	13633
2007	14238
2008	13882
2009	14189
2010	12833
2011	11479
2012	11585
2013	8547
2014 YTD	4767



Total New Judicial Foreclosure Filings by Month for Year 2014 YTD

Month	# Filings
Jan-14	597
Feb-14	612
Mar-14	847
Apr-14	622
May-14	533
Jun-14	523
Jul-14	522
Aug-14	511
Sep-14	
Oct-14	
Nov-14	
Dec-14	
Avg	596



Magistrate's Monthly Reports

The Magistrates' Monthly Report consists of 5 reports. Below is a description of each.

Magistrate's Monthly Supplemental Journal Entry Report (R415)

Retrieves total number of supplemental entries and Decrees of Confirmation of Sheriff's sale created during a specific period. A supplemental entry is any journal created by a magistrate, which does not close out a case. For example, any magistrate's order (MG) setting a hearing, any journal entry (JE) ruling on a motion, journals confirming Sheriff's sales, etc.).

Magistrate's Full Disposition Count by Magistrate Report (R413)

Retrieves total number of cases disposed of during a specific period. The dispositions are grouped by Magistrate and then broken down by the type of disposition (i. e. Default, Dismissed with Prejudice, Dismissed without Prejudice, etc.) This report can be printed three different ways. Including tax cases (Full Dispositions), excluding tax cases (Non-Tax Dispositions), and Tax cases only (Tax Dispositions).

Magistrate's Monthly Cases Referred/Reinstated Report (R418)

Retrieves newly filed cases referred to the Magistrates Dept. and cases previously disposed by the Magistrates Dept. that are reinstated and re-referred to the magistrates. The cases are separated by Tax (filing code 1465; Tax Judicial Foreclosure & 1466; Tax Certificate Judicial Foreclosure) and Non-Tax (1460; Judicial Foreclosure Marsh. Of Lien, 1480; Partition, 1470; Quiet Title, misc. (i. e. 1391; Contract Other, etc.).

Magistrate's Monthly Hearing Totals Report (R3146)

Retrieves total number of hearings held during one month. The hearings are grouped by Magistrate and then broken down by what type hearing was held (i. e. Default, Pretrial, etc.).

Magistrate's Monthly Case Load Report (R3147)

Retrieves individual caseload totals for individual magistrates during a specific period. The cases are grouped by magistrate and then broken down by case type (i. e. tax judicial foreclosure, tax certificate judicial foreclosure and non-tax judicial foreclosure).

CUYAHOGA COUNTY COURT OF COMMON PLEAS

DATE: 09/09/2014
TIME: 1:30 PM

OFFICE OF THE MAGISTRATES
MAGISTRATE'S MONTHLY SUPPLEMENTALS BY CASE
REPORTING PERIOD: AUGUST 2014

PAGE: 1
CMSR415D

SUPPLEMENTALS

AUGUSTYN	257
BAKER	407
BUCHA	371
CUTHBERT	322
DYKE	299
GAUNTNER	0
GONZALEZ	301
HIPPLEY	227
JACKSON	218
KLEIN	205
LUCAS	207
OLSZTYN	340
VOZAR	271
WEISS	278
UNACCOUNTED FOR	0

TOTAL 3703

CONFIRMATIONS

TOTAL 34

CUYAHOGA COUNTY COURT OF COMMON PLEAS
OFFICE OF THE MAGISTRATES
Full Disposition Count by Magistrate
REPORTING PERIOD: FROM 08/01/2014 TO 08/31/2014

DATE: 09/09/2014
 TIME: 1:32 PM

PAGE: 1
 CMSR413

MagID	Dispose Type	Tax Cert.	Tax Treas.	Total
KCA	Bank	0	0	0
	Def	3	0	15
	Dism	3	0	19
	Ref. Vacate	0	0	0
	Court Trial	0	0	0
	Other	1	0	2
	MAG'S TOTAL		7	0
GDB	Bank	0	0	1
	Def	3	0	20
	Dism	1	0	16
	Ref. Vacate	0	0	0
	Court Trial	0	0	0
	Other	0	0	6
	MAG'S TOTAL		4	0
SMB	Bank	0	0	1
	Def	11	0	23
	Dism	3	0	24
	Ref. Vacate	0	0	0
	Court Trial	0	0	0
	Other	2	0	16
	MAG'S TOTAL		16	0
ARC	Bank	0	0	2
	Def	0	0	24
	Dism	3	0	28
	Ref. Vacate	0	0	0
	Court Trial	0	0	0
	Other	1	0	3
	MAG'S TOTAL		4	0
JTD	Bank	1	0	1
	Def	12	1	43
	Dism	4	1	25
	Ref. Vacate	0	0	0
	Court Trial	0	0	0
	Other	1	1	9
	MAG'S TOTAL		18	3
TG	Bank	0	0	4
	Def	3	0	24
	Dism	2	0	21
	Ref. Vacate	0	0	0
	Court Trial	0	0	0
	Other	0	0	9
	MAG'S TOTAL		5	0
KH	Bank	0	0	3
	Def	5	0	34
	Dism	1	0	22
	Ref. Vacate	0	0	0
	Court Trial	0	0	0
	Other	1	0	4
	MAG'S TOTAL		7	0
JLJ	Bank	0	0	5
	Def	4	0	14
	Dism	0	0	18

Decrees	455
Defaults	325
Other	130
Court Trial	0
Dismissals	261
Bankruptcy	31
Ref. Vacated	0
Grand Total	747

CUYAHOGA COUNTY COURT OF COMMON PLEAS

OFFICE OF THE MAGISTRATES

Full Disposition Count by Magistrate

REPORTING PERIOD: FROM 08/01/2014 TO 08/31/2014

DATE: 09/09/2014

TIME: 1:32 PM

PAGE: 2

CMSR413

MagID	Dispose Type	Tax Cert.	Tax Treas.	Total
	Ref. Vacate	0	0	0
	Court Trial	0	0	0
	Other	0	0	3
	MAG'S TOTAL	4	0	40
<hr/>				
MK	Bank	0	0	0
	Def	5	0	25
	Dism	1	0	13
	Ref. Vacate	0	0	0
	Court Trial	0	0	0
	Other	0	0	8
	MAG'S TOTAL	6	0	46
<hr/>				
PL	Bank	3	3	6
	Def	12	0	30
	Dism	7	6	27
	Ref. Vacate	0	0	0
	Court Trial	0	0	0
	Other	1	24	29
	MAG'S TOTAL	23	33	92
<hr/>				
CEO	Bank	0	0	3
	Def	9	0	31
	Dism	4	1	24
	Ref. Vacate	0	0	0
	Court Trial	0	0	0
	Other	1	0	4
	MAG'S TOTAL	14	1	62
<hr/>				
TJV	Bank	0	0	1
	Def	4	0	33
	Dism	1	0	14
	Ref. Vacate	0	0	0
	Court Trial	0	0	0
	Other	0	1	7
	MAG'S TOTAL	5	1	55
<hr/>				
CW	Bank	0	2	4
	Def	3	0	9
	Dism	3	2	10
	Ref. Vacate	0	0	0
	Court Trial	0	0	0
	Other	1	26	30
	MAG'S TOTAL	7	30	53

CUYAHOGA COUNTY COURT OF COMMON PLEAS

DATE: 09/09/2014
 TIME: 01:32 PM

OFFICE OF THE MAGISTRATES
 MAGISTRATE'S MONTHLY REF/REIN CASES
 FROM 08/01/2014 TO 08/31/2014

CMSR418

MAGISTRATE	NEW REFERRALS				REINSTATED			
	Tax Treas.	Tax Cert.	Non-Tax	Total	Tax Treas.	Tax Cert.	Non-Tax	Total
<u>AUGUSTYN/KEVIN/C</u>	5	0	29	34	0	0	2	2
<u>BAKER/GAIL/D</u>	2	0	35	37	0	0	4	4
<u>BUCHA/STEPHEN/M</u>	1	0	26	27	0	0	2	2
<u>CUTHBERT/AMY/R</u>	1	0	33	34	0	0	3	3
<u>DYKE/JOHN/T</u>	1	0	43	44	0	0	1	1
<u>GONZALEZ/TRACEY/</u>	6	0	42	48	0	0	1	1
<u>HIPPLEY/KEVIN/</u>	3	0	36	39	0	0	0	0
<u>JACKSON/JIM/L</u>	0	0	32	32	0	0	4	4
<u>KLEIN/MONICA/</u>	4	0	30	34	0	0	1	1
<u>LUCAS/PAUL/</u>	3	0	34	37	2	2	0	4
<u>OLSZTYN/CHRISTOPHER/E</u>	1	0	35	36	0	0	4	4
<u>VOZAR/THOMAS/J</u>	2	0	34	36	0	0	2	2
<u>WEISS/CAROL/</u>	2	0	43	45	0	0	0	0
<u>TOTAL</u>	31	0	452	483	2	2	24	28
<u>COMBINED TOTAL</u>	511							

CUYAHOGA COUNTY COURT OF COMMON PLEAS

**OFFICE OF THE MAGISTRATES
MAG MONTHLY HEARING TOTALS
Reporting Period: August 2014**

DATE: 09/09/2014
TIME: 01:32 PM

PAGE: 1
CMSR3146

Monthly Hearing Total 678

AUGUSTYN
Default Hearings 27
Tax Hearings 0
Pretrials 15

TOTAL: 42

BAKER
Default Hearings 18
Tax Hearings 0
Pretrials 27

TOTAL: 45

BUCHA
Default Hearings 33
Tax Hearings 0
Pretrials 36

TOTAL: 69

CUTHBERT
Default Hearings 32
Tax Hearings 0
Pretrials 5

TOTAL: 37

DYKE
Default Hearings 29
Tax Hearings 1
Pretrials 17

TOTAL: 47

GONZALEZ
Default Hearings 44
Tax Hearings 0
Pretrials 18

TOTAL: 62

HIPPLEY
Default Hearings 53
Tax Hearings 0
Pretrials 14

TOTAL: 67

JACKSON
Default Hearings 26
Tax Hearings 1
Pretrials 7

TOTAL: 34

KLEIN
Default Hearings 19
Tax Hearings 0
Pretrials 25

TOTAL: 44

LUCAS
Default Hearings 19
Tax Hearings 16
Pretrials 30

CUYAHOGA COUNTY COURT OF COMMON PLEAS

OFFICE OF THE MAGISTRATES

MAG MONTHLY HEARING TOTALS

Reporting Period: August 2014

PAGE: 2
CMSR3146

DATE: 09/09/2014
TIME: 01:32 PM

TOTAL:	65
OLSZTYN	
Default Hearings	28
Tax Hearings	1
Pretrials	21
<hr/>	
TOTAL:	50
VOZAR	
Default Hearings	19
Tax Hearings	1
Pretrials	20
<hr/>	
TOTAL:	40
WEISS	
Default Hearings	23
Tax Hearings	39
Pretrials	14
<hr/>	
TOTAL:	76

DATE: 09/09/2014
TIME: 1:33 PM

Office of the Magistrates
Magistrate's Monthly Case Load
MONTH: AUGUST 2014

PAGE: 1
CMSR3147

Magistrate Name	Non Tax Total	Tax Cert.	Tax Treas.	Total Tax	Total Cases
AUGUSTYN	139	21	7	28	167
BAKER	325	71	15	86	411
BUCHA	208	50	5	55	263
CUTHBERT	322	73	25	98	420
DYKE	230	42	15	57	287
GONZALEZ	325	77	16	93	418
HIPPLEY	391	76	13	89	480
JACKSON	392	78	17	95	487
KLEIN	200	37	8	45	245
LUCAS	251	113	318	431	682
OLSZTYN	211	32	8	40	251
VOZAR	336	78	16	94	430
WEISS	181	41	252	293	474
Non Tax Total:	3511	Cert.Tax Total: 789	Tax Treas. Total: 715	Total Tax: 1504	Total Cases: 5015

Report CMSR1062 - Judicial Foreclosure Statistics by Judge

Report CMSR1062 provides a list of judicial foreclosure case activity for each Judge. The report identifies how many cases were pending at the beginning of the period. The new cases filed and cases that were transferred in or reactivated are added to the number pending at the beginning of the period. It then shows the type and number of terminations for the period. The total terminations are subtracted from the total pending which provides the pending at the end of the period.

CUYAHOGA COUNTY COURT OF COMMON PLEAS

DATE: 09/09/2014
TIME: 01:25 PM

Foreclosure Statistics by Judge
Reporting Period: August 2014

PAGE: 1
CMSR1062

Judge

AMBROSE, DICK							
	Pending at Beg of Period		New Cases Filed		Cases Transferred In / Reactivated		Total
	132		13		5		150
Terminations	Bankruptcy	Default	RefVacated	Court Trial	Dismiss	Other	Total
	1	14	0	0	9	3	27
Total Pending at End of Period							123

ASTRAB, MICHAEL							
	Pending at Beg of Period		New Cases Filed		Cases Transferred In / Reactivated		Total
	162		17		9		188
Terminations	Bankruptcy	Default	RefVacated	Court Trial	Dismiss	Other	Total
	1	9	0	0	7	6	23
Total Pending at End of Period							165

BARKER, PAMELA A							
	Pending at Beg of Period		New Cases Filed		Cases Transferred In / Reactivated		Total
	184		16		3		203
Terminations	Bankruptcy	Default	RefVacated	Court Trial	Dismiss	Other	Total
	0	14	0	0	3	5	22
Total Pending at End of Period							181

BURNSIDE, JANET R							
	Pending at Beg of Period		New Cases Filed		Cases Transferred In / Reactivated		Total
	180		14		7		201
Terminations	Bankruptcy	Default	RefVacated	Court Trial	Dismiss	Other	Total
	0	6	0	0	3	8	17
Total Pending at End of Period							184

CALABRESE, DEENA R							
	Pending at Beg of Period		New Cases Filed		Cases Transferred In / Reactivated		Total
	151		18		3		172
Terminations	Bankruptcy	Default	RefVacated	Court Trial	Dismiss	Other	Total
	0	11	0	0	6	11	28
Total Pending at End of Period							144

CLANCY, MAUREEN							
	Pending at Beg of Period		New Cases Filed		Cases Transferred In / Reactivated		Total
	177		19		3		199
Terminations	Bankruptcy	Default	RefVacated	Court Trial	Dismiss	Other	Total
	2	10	0	0	7	11	30
Total Pending at End of Period							169

COLLIER-WILLIAMS, CASSANDRA							
	Pending at Beg of Period		New Cases Filed		Cases Transferred In / Reactivated		Total
	181		12		5		198
Terminations	Bankruptcy	Default	RefVacated	Court Trial	Dismiss	Other	Total
	1	5	0	0	5	4	15
Total Pending at End of Period							183

CORRIGAN, BRIAN J

CUYAHOGA COUNTY COURT OF COMMON PLEAS

DATE: 09/09/2014
TIME: 01:25 PM

Foreclosure Statistics by Judge
Reporting Period: August 2014

PAGE: 2
CMSR1062

Judge							
	Pending at Beg of Period		New Cases Filed	Cases Transferred In / Reactivated			Total
	192		20	1			213
Terminations	Bankruptcy	Default	RefVacated	Court Trial	Dismiss	Other	Total
	2	10	0	0	6	15	33
Total Pending at End of Period							180
CORRIGAN, PETER J							
	Pending at Beg of Period		New Cases Filed	Cases Transferred In / Reactivated			Total
	122		17	4			143
Terminations	Bankruptcy	Default	RefVacated	Court Trial	Dismiss	Other	Total
	0	5	0	0	7	7	19
Total Pending at End of Period							124
DONNELLY, MICHAEL P							
	Pending at Beg of Period		New Cases Filed	Cases Transferred In / Reactivated			Total
	200		14	5			219
Terminations	Bankruptcy	Default	RefVacated	Court Trial	Dismiss	Other	Total
	2	12	0	0	8	9	31
Total Pending at End of Period							188
FRIEDLAND, CAROLYN B							
	Pending at Beg of Period		New Cases Filed	Cases Transferred In / Reactivated			Total
	134		14	4			152
Terminations	Bankruptcy	Default	RefVacated	Court Trial	Dismiss	Other	Total
	0	13	0	0	7	9	29
Total Pending at End of Period							123
FRIEDMAN, STUART A							
	Pending at Beg of Period		New Cases Filed	Cases Transferred In / Reactivated			Total
	206		11	4			221
Terminations	Bankruptcy	Default	RefVacated	Court Trial	Dismiss	Other	Total
	1	9	0	0	8	7	25
Total Pending at End of Period							196
FUERST, NANCY A							
	Pending at Beg of Period		New Cases Filed	Cases Transferred In / Reactivated			Total
	128		10	2			140
Terminations	Bankruptcy	Default	RefVacated	Court Trial	Dismiss	Other	Total
	0	8	0	0	6	2	16
Total Pending at End of Period							124
GALL, STEVEN E							
	Pending at Beg of Period		New Cases Filed	Cases Transferred In / Reactivated			Total
	145		21	6			172
Terminations	Bankruptcy	Default	RefVacated	Court Trial	Dismiss	Other	Total
	2	9	0	0	8	6	25
Total Pending at End of Period							147
GALLAGHER, HOLLIE L							

CUYAHOGA COUNTY COURT OF COMMON PLEAS

DATE: 09/09/2014
TIME: 01:25 PM

Foreclosure Statistics by Judge
Reporting Period: August 2014

PAGE: 3
CMSR1062

Judge

Pending at Beg of Period		New Cases Filed		Cases Transferred In / Reactivated			Total
116		10		10			136
Terminations	Bankruptcy	Default	RefVacated	Court Trial	Dismiss	Other	Total
	3	13	0	0	5	7	28
Total Pending at End of Period							108
Pending at Beg of Period		New Cases Filed		Cases Transferred In / Reactivated			Total
220		16		7			243
Terminations	Bankruptcy	Default	RefVacated	Court Trial	Dismiss	Other	Total
	0	14	0	0	6	10	30
Total Pending at End of Period							213
Pending at Beg of Period		New Cases Filed		Cases Transferred In / Reactivated			Total
167		18		7			192
Terminations	Bankruptcy	Default	RefVacated	Court Trial	Dismiss	Other	Total
	0	4	0	0	9	9	22
Total Pending at End of Period							170
Pending at Beg of Period		New Cases Filed		Cases Transferred In / Reactivated			Total
185		18		11			214
Terminations	Bankruptcy	Default	RefVacated	Court Trial	Dismiss	Other	Total
	3	5	0	0	6	5	19
Total Pending at End of Period							195
Pending at Beg of Period		New Cases Filed		Cases Transferred In / Reactivated			Total
165		16		11			192
Terminations	Bankruptcy	Default	RefVacated	Court Trial	Dismiss	Other	Total
	0	6	0	0	4	11	21
Total Pending at End of Period							171
Pending at Beg of Period		New Cases Filed		Cases Transferred In / Reactivated			Total
115		17		6			138
Terminations	Bankruptcy	Default	RefVacated	Court Trial	Dismiss	Other	Total
	0	6	0	0	9	7	22
Total Pending at End of Period							116
Pending at Beg of Period		New Cases Filed		Cases Transferred In / Reactivated			Total
115		16		7			138
Terminations	Bankruptcy	Default	RefVacated	Court Trial	Dismiss	Other	Total
	1	9	0	0	10	4	24
Total Pending at End of Period							114
MCDONNELL, NANCY R							

CUYAHOGA COUNTY COURT OF COMMON PLEAS

DATE: 09/09/2014
TIME: 01:25 PM

Foreclosure Statistics by Judge
Reporting Period: August 2014

PAGE: 4
CMSR1062

Judge

Pending at Beg of Period		New Cases Filed		Cases Transferred In / Reactivated			Total
164		13		5			182
Terminations	Bankruptcy	Default	RefVacated	Court Trial	Dismiss	Other	Total
	1	7	0	0	7	11	26
Total Pending at End of Period							156

MCMONAGLE, RICHARD J Pending at Beg of Period		New Cases Filed		Cases Transferred In / Reactivated			Total
143		17		0			160
Terminations	Bankruptcy	Default	RefVacated	Court Trial	Dismiss	Other	Total
	3	7	0	0	14	1	25
Total Pending at End of Period							135

O'DONNELL, JOHN P Pending at Beg of Period		New Cases Filed		Cases Transferred In / Reactivated			Total
122		12		3			137
Terminations	Bankruptcy	Default	RefVacated	Court Trial	Dismiss	Other	Total
	1	11	0	0	3	3	18
Total Pending at End of Period							119

RUSSO, JOHN J Pending at Beg of Period		New Cases Filed		Cases Transferred In / Reactivated			Total
82		8		6			96
Terminations	Bankruptcy	Default	RefVacated	Court Trial	Dismiss	Other	Total
	0	8	0	0	5	7	20
Total Pending at End of Period							76

RUSSO, JOSEPH D Pending at Beg of Period		New Cases Filed		Cases Transferred In / Reactivated			Total
160		8		12			180
Terminations	Bankruptcy	Default	RefVacated	Court Trial	Dismiss	Other	Total
	2	6	0	0	8	8	24
Total Pending at End of Period							156

RUSSO, MICHAEL J Pending at Beg of Period		New Cases Filed		Cases Transferred In / Reactivated			Total
184		18		7			209
Terminations	Bankruptcy	Default	RefVacated	Court Trial	Dismiss	Other	Total
	0	12	0	0	17	9	38
Total Pending at End of Period							171

RUSSO, NANCY MARGARET Pending at Beg of Period		New Cases Filed		Cases Transferred In / Reactivated			Total
105		15		5			125
Terminations	Bankruptcy	Default	RefVacated	Court Trial	Dismiss	Other	Total
	1	13	0	0	14	4	32
Total Pending at End of Period							93

SAFFOLD, SHIRLEY STRICKLAND

CUYAHOGA COUNTY COURT OF COMMON PLEAS

DATE: 09/09/2014
TIME: 01:25 PM

Foreclosure Statistics by Judge
Reporting Period: August 2014

PAGE: 5
CMSR1062

Judge

Pending at Beg of Period		New Cases Filed		Cases Transferred In / Reactivated			Total
168		16		0			184
Terminations	Bankruptcy	Default	RefVacated	Court Trial	Dismiss	Other	Total
	1	9	0	0	6	3	19
Total Pending at End of Period							165
Pending at Beg of Period		New Cases Filed		Cases Transferred In / Reactivated			Total
133		11		3			147
Terminations	Bankruptcy	Default	RefVacated	Court Trial	Dismiss	Other	Total
	1	14	0	0	7	13	35
Total Pending at End of Period							112
Pending at Beg of Period		New Cases Filed		Cases Transferred In / Reactivated			Total
186		22		5			213
Terminations	Bankruptcy	Default	RefVacated	Court Trial	Dismiss	Other	Total
	0	14	0	0	5	6	25
Total Pending at End of Period							188
Pending at Beg of Period		New Cases Filed		Cases Transferred In / Reactivated			Total
146		16		7			169
Terminations	Bankruptcy	Default	RefVacated	Court Trial	Dismiss	Other	Total
	0	17	0	0	5	10	32
Total Pending at End of Period							137
Pending at Beg of Period		New Cases Filed		Cases Transferred In / Reactivated			Total
172		19		9			200
Terminations	Bankruptcy	Default	RefVacated	Court Trial	Dismiss	Other	Total
	0	6	0	0	11	17	34
Total Pending at End of Period							166
Pending at Beg of Period		New Cases Filed		Cases Transferred In / Reactivated			Total
210		12		4			226
Terminations	Bankruptcy	Default	RefVacated	Court Trial	Dismiss	Other	Total
	2	7	0	0	5	7	21
Total Pending at End of Period							205

Monthly Summary

MONTHLY SUMMARY

August 2014

NAME	PEND	ASSIGNED			TRIALS						DISP	PENDING				+	-
		CV	CR	TOT	JURY			COURT				CV	FR	CR	TOT		
Dick Ambrose	523	53	47	100	0	1	1	0	1	1	115	237	123	148	508	+15	
Michael K. Astrab	479	59	33	92	0	0	0	0	0	0	83	190	164	134	488	-9	
Pamela A. Barker	535	52	32	84	0	0	0	0	0	0	96	195	181	147	523	+12	
Janet R. Burnside	492	54	34	88	1	0	1	1	0	1	81	197	184	118	499	-7	
Deena R. Calabrese	467	50	26	76	0	1	1	0	0	0	85	209	144	105	458	+9	
Maureen Clancy	462	51	26	77	1	0	1	0	1	1	89	189	169	92	450	+12	
Cassandra Collier-Willia	468	52	29	81	2	1	3	0	0	0	62	174	182	131	487	-19	
Brian J. Corrigan	600	48	33	81	1	0	1	0	0	0	83	283	178	137	598	+2	
Peter J. Corrigan	445	54	35	89	0	0	0	0	0	0	76	208	121	129	458	-13	
Michael P. Donnelly	453	58	34	92	0	2	2	1	1	2	90	190	188	77	455	-2	
Carolyn B. Friedland	512	51	37	88	0	0	0	0	0	0	91	233	123	153	509	+3	
Stuart A. Friedman	539	51	30	81	0	0	0	0	0	0	81	213	195	131	539	0	
Nancy A. Fuerst	384	47	24	71	0	0	0	0	0	0	73	184	124	74	382	+2	
Steven E. Gall	475	54	38	92	0	1	1	0	0	0	91	179	145	152	476	-1	
Hollie L. Gallagher	360	54	20	74	0	0	0	0	0	0	61	203	108	62	373	-13	
Daniel Gaul	636	54	37	91	0	0	0	0	0	0	99	269	212	147	628	+8	
Michael E Jackson	532	53	53	106	2	0	2	0	0	0	80	218	170	170	558	-26	
Lance T. Mason	450	60	32	92	0	0	0	0	0	0	92	158	195	97	450	0	
David T. Matia	449	58	36	94	0	2	2	0	0	0	87	180	171	105	456	-7	
Robert C. McClelland	553	52	43	95	0	1	1	0	1	1	97	260	116	175	551	+2	
Timothy McCormick	426	57	37	94	1	0	1	0	0	0	97	229	113	81	423	+3	
Nancy R. McDonnell	456	52	30	82	0	0	0	0	0	0	85	200	154	99	453	+3	
Richard J. McMonagle	520	47	27	74	1	0	1	0	0	0	75	275	134	110	519	+1	
John P. O'Donnell	551	52	38	90	1	0	1	1	0	1	88	306	119	128	553	-2	
John J. Russo	193	33	12	45	0	0	0	0	0	0	48	95	76	19	190	+3	
Joseph D. Russo	525	56	31	87	0	0	0	0	0	0	80	251	153	128	532	-7	
Michael J. Russo	438	51	29	80	1	0	1	0	1	1	89	171	171	87	429	+9	
Nancy Margaret Russo	277	54	27	81	0	1	1	0	0	0	94	111	93	60	264	+13	
Shirley Strickland Saffold	512	50	39	89	0	1	1	0	0	0	75	222	165	139	526	-14	
Brendan J. Sheehan	371	50	30	80	0	1	1	0	0	0	98	152	112	89	353	+18	
John D. Sutula	578	55	30	85	0	1	1	0	0	0	90	246	187	140	573	+5	
Kathleen Ann Sutula	428	60	38	98	0	0	0	0	0	0	104	170	137	115	422	+6	
Joan Synenberg	436	57	33	90	0	0	0	1	0	1	92	191	163	80	434	+2	
José A. Villanueva	574	53	32	85	0	0	0	0	0	0	84	250	205	120	575	-1	
TOTALS	16099	1792	1112	2904	11	13	24	4	5	9	2911	7038	5175	3879	16092	+7	

Year to Date Summary

SUMMARY FOR THE COURT

January - August 2014

NAME	PEND	ASSIGNED			TRIALS						DISP	PENDING				+ -
		CV	CR	TOT	JURY			COURT				CV	FR	CR	TOT	
					CV	CR	TOT	CV	CR	TOT		CV	FR	CR	TOT	
Dick Ambrose	529	471	333	804	0	8	8	3	5	8	825	237	123	148	508	+21
Michael K. Astrab	510	479	241	720	0	3	3	0	1	1	742	190	164	134	488	+22
Pamela A. Barker	535	470	276	746	1	0	1	0	3	3	758	195	181	147	523	+12
Janet R. Burnside	538	473	279	752	1	12	13	4	3	7	791	197	184	118	499	+39
Deena R. Calabrese	502	498	235	733	0	3	3	1	0	1	778	200	144	105	458	+45
Maureen Clancy	447	473	253	726	1	7	8	0	2	2	723	189	169	92	450	-3
Cassandra Collier-Willia	489	465	274	739	2	4	6	0	2	2	741	174	182	131	487	+2
Brian J. Corrigan	577	462	257	719	3	2	5	0	3	3	698	283	178	137	598	-21
Peter J. Corrigan	553	461	247	708	2	2	4	4	0	4	803	208	121	129	458	+95
Michael P. Donnelly	523	461	203	664	4	6	10	1	4	5	732	190	188	77	455	+68
Carolyn B. Friedland	562	482	278	760	1	0	1	0	4	4	813	233	123	153	509	+53
Stuart A. Friedman	565	482	268	750	1	1	2	0	0	0	776	213	195	131	539	+26
Nancy A. Fuerst	241	442	210	652	0	3	3	1	0	1	511	184	124	74	382	-141
Steven E. Gall	465	483	310	793	3	9	12	0	1	1	782	179	145	152	476	-11
Hollie L. Gallagher	428	451	190	641	2	3	5	0	2	2	696	203	108	62	373	+55
Daniel Gaul	621	477	316	793	0	5	5	0	1	1	786	269	212	147	628	-7
Michael E. Jackson	550	485	316	801	5	2	7	0	2	2	793	218	170	170	558	-8
Lance T. Mason	534	473	258	731	1	2	3	0	2	2	815	158	195	97	450	+84
David T. Matia	507	489	307	796	2	4	6	0	2	2	847	180	171	105	456	+51
Robert C. McClelland	568	460	356	816	2	4	6	1	2	3	833	260	116	175	551	+17
Timothy McCormick	484	446	274	720	3	12	15	0	5	5	781	229	113	81	423	+61
Nancy R. McDonnell	443	478	250	728	0	1	1	0	3	3	718	200	154	99	453	-10
Richard J. McMonagle	542	404	246	650	1	1	2	1	3	4	673	275	134	110	519	+23
John P. O'Donnell	466	433	248	681	2	5	7	5	1	6	594	306	119	128	553	-87
John J. Russo	441	207	60	267	1	3	4	0	1	1	518	95	76	19	190	+251
Joseph D. Russo	533	482	250	732	0	2	2	0	1	1	733	251	153	128	532	+1
Michael J. Russo	476	468	244	712	3	5	8	1	1	2	759	171	171	87	429	+47
Nancy Margaret Russo	325	477	237	714	0	3	3	0	5	5	775	111	93	60	264	+61
Shirley Strickland Saffold	537	488	301	789	1	2	3	0	0	0	800	222	165	139	526	+11
Brendan J. Sheehan	360	464	257	721	1	9	10	0	3	3	728	152	112	89	353	+7
John D. Sutula	572	475	276	751	3	2	5	1	1	2	750	246	187	140	573	-1
Kathleen Ann Sutula	437	506	274	780	1	10	11	0	1	1	795	170	137	115	422	+15
Joan Synenberg	443	486	236	722	2	2	4	1	1	2	731	191	163	80	434	+9
José A. Villanueva	617	462	236	698	3	4	7	3	5	8	740	250	205	120	575	+42
TOTALS	16921	15713	8796	24509	52	141	193	27	70	97	25338	7038	5175	3879	16092	+829

Corrections/Adjustments