



***Statistics Report
November 2014***

***John J. Russo
Administrative and Presiding Judge***

TABLE OF CONTENTS

Criminal Statistics

Newly Filed, Re-Activated and Transferred in Cases _____ 4

Yearly Criminal Terminations _____ 5

Pending Criminal Cases End of Period _____ 6

Clearance Rate _____ 7

Arrest to Disposition Timeline _____ 8

Average Arrest to Disposition Timeline (Jail Cases) _____ 9

Average Arrest to Disposition Timeline (Non-Jail Cases) _____ 10

Average Arrest to Disposition Timeline (Jail and Non-Jail Cases) _____ 11

Yearly Average Arrest to Disposition Timeline _____ 12

Indictments and Informations Filed With the Clerk of Courts _____ 13

Bail Case Arraignment Activity _____ 14

Overall Arraignment Statistics _____ 15

Foreclosure Statistics

Total Pending Judicial Foreclosure Cases Referred to Magistrates (A) _____ 17

Total Pending Judicial Foreclosure Cases Referred to Magistrates (B) _____ 18

Total Pending Judicial Foreclosure Cases Referred to Magistrates (C) _____ 19

Total Pending Tax Lien & Certificate Cases Referred to Magistrates (A) _____ 20

Total Pending Tax Lien & Certificate Cases Referred to Magistrates (B) _____ 21

Total Pending Tax Lien & Certificate Cases Referred to Magistrates (C) _____ 22

Percentage of Pending Judicial Foreclosure Cases By Filing Year _____ 23

Judicial Foreclosure Clearance Rate Year 2011 _____ 26

Judicial Foreclosure Clearance Rate Year 2012 _____ 24

Judicial Foreclosure Clearance Rate Year 2014 _____ 25

Avg. Number of Days to Disp. (Excl. Bank. Stays & Tax Lien & Tax Cert.) _____ 27

Avg. Number of Days to Disp. (Excl. Bank. Stays & Incl. Tax Lien & Tax Cert.) _____ 28

Total New Judicial Foreclosure Filings _____ 29

New Marsh of Lien/Quiet Title/Partition Case Filings for Years 2005 – 2014 YTD _____ 30

New Marsh of Lien/Quiet Title/Partition Case Filings by month for 2014 YTD _____ 30

New Tax Lien & Certificate Filings for Years 2005 – 2014 YTD _____ 31

New Tax Lien & Certificate Filings by Month for Year 2014 YTD _____ 31

Total New Judicial Foreclosure Filings Years 2005 – 2014 YTD _____ 32

Total New Judicial Foreclosure Filings by Month for Year 2014 YTD _____ 32

Magistrate’s Monthly Reports _____ 33

Report CMSR1062 - Judicial Foreclosure Statistics by Judge _____ 41

Monthly Summary _____ 48

Year to Date Summary _____ 50

Corrections/Adjustments _____ 52

Criminal Case Statistics

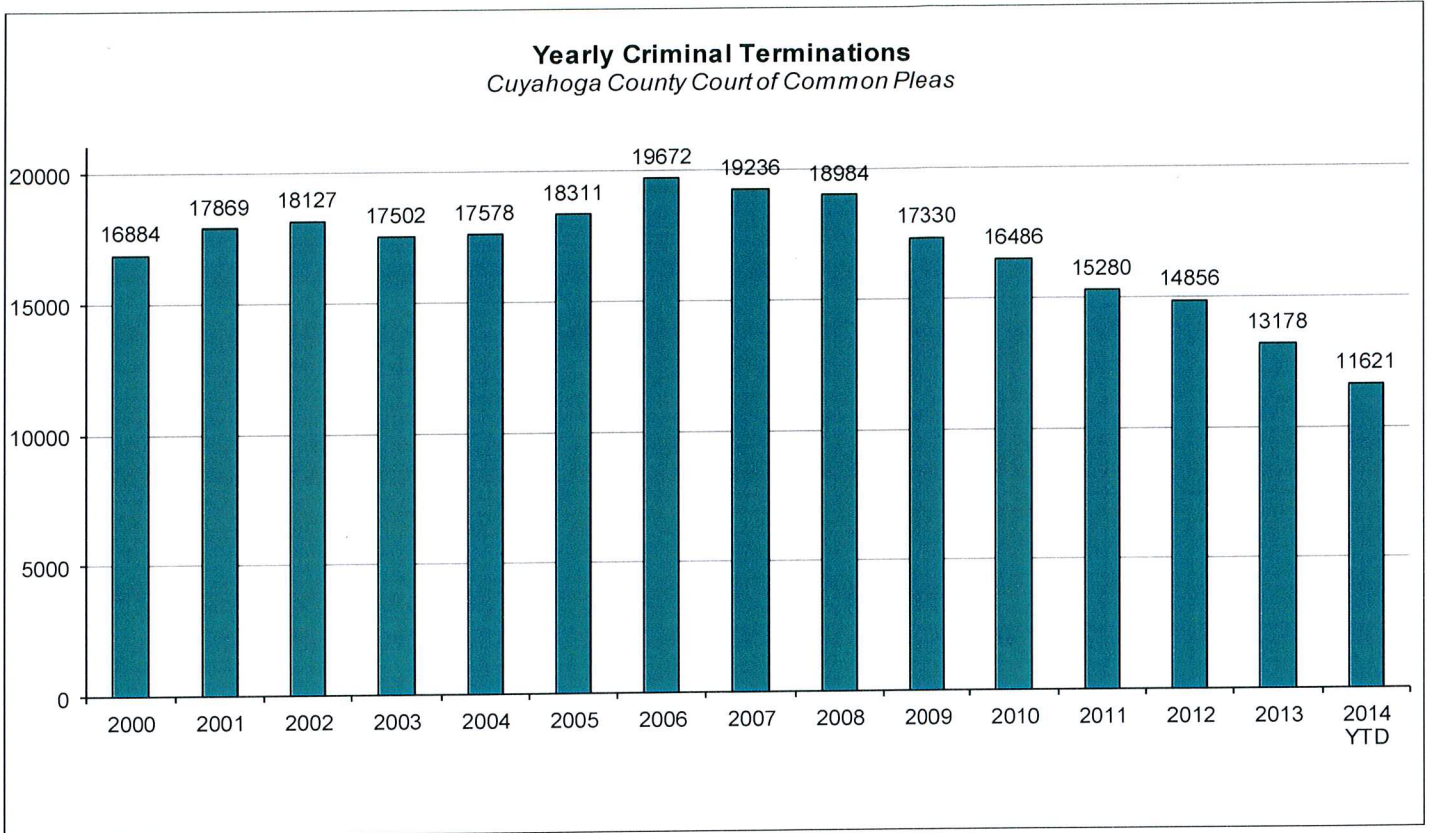
Newly Filed, Re-Activated and Transferred in Cases

The following chart is a representation of all filed cases in Cuyahoga County Court of Common Pleas from 2000 – November 2014. Newly filed cases are defined as having been arraigned and assigned to a Judge. Re-activated cases are defined as cases where a defendant was unavailable for trial and has now become ready to proceed. Transferred cases are defined as cases moved from one judge's docket to another. This could be due to re-assignment to a Mental Health Judge or after additional information indicates that by Court rule, the case should have been assigned to another Judge.



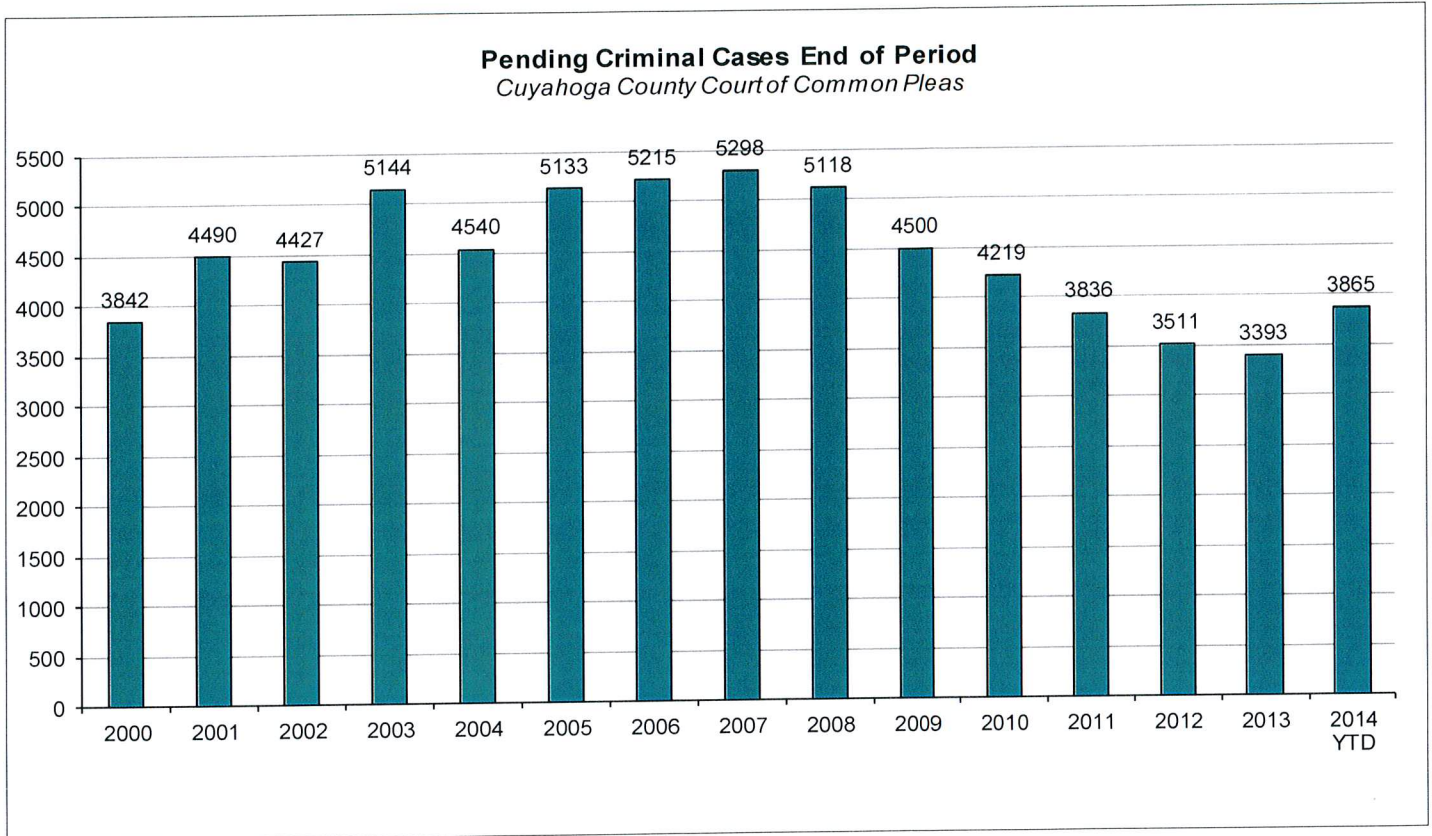
Yearly Criminal Terminations

The following chart represents cases that have been terminated by the court from 2000 – November 2014. These cases have been terminated either by trial; plea, dismissal or a defendant is unavailable for trial or sentencing.



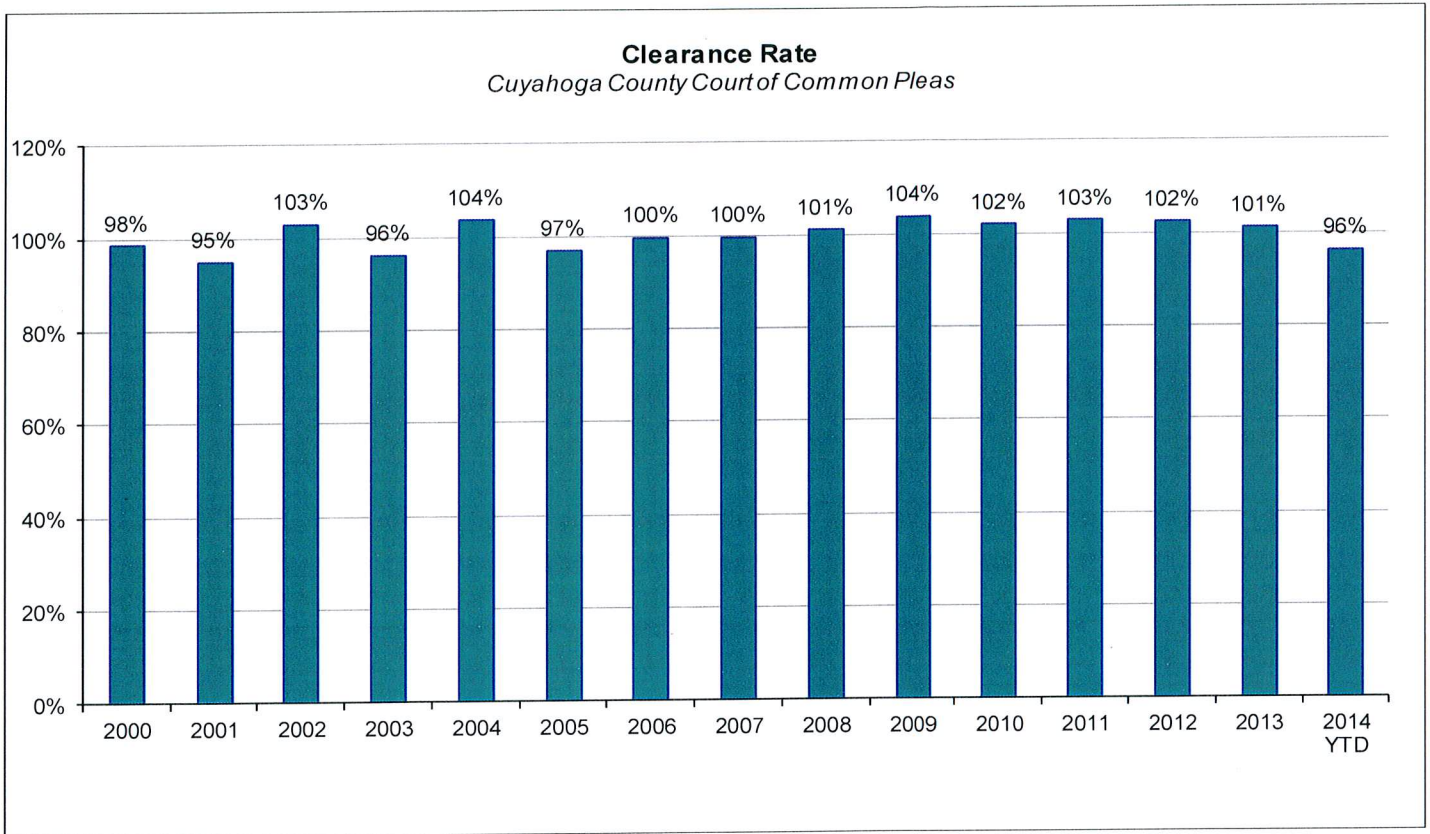
Pending Criminal Cases End of Period

The following chart represents the total number of cases pending at the end of the reporting period from 2000 – November 2014. Pending criminal cases at the end of the period is determined by adding the total number of pending cases at the beginning of the reporting period, and all newly filed, re-activated and transferred in cases. The total number of cases terminated in the period is subtracted from the sum total pending at the beginning of the period to give the value pending at the end of the period.



Clearance Rate

The Clearance Rate is the total number of outgoing cases as a percentage of the number of incoming cases. Clearance rate measures whether the court is keeping up with its incoming caseload. If cases are not disposed in a timely manner, a backlog of cases awaiting disposition will grow. A Clearance Rate of 100% indicates that at least as many cases have been filed, reopened, or reactivated in a period have been disposed.



Arrest to Disposition Timeline

Arrest to disposition timeline is a method to measure how felony cases flow through the Cuyahoga County Criminal Justice System. By capturing how long a case takes to move from stage to stage, we can examine where problems may exist and where potential improvements in case processing can be made.

The source data was extracted from the Cuyahoga County Court of Common Pleas Case Management System. The overall population of sample data was based on cases terminated in a given month excluding cases that have gone through diversion programs. A case is defined as a defendant and all charges involved in a single incident. The period for the extracted data is from November 2014.

The stages examined were:

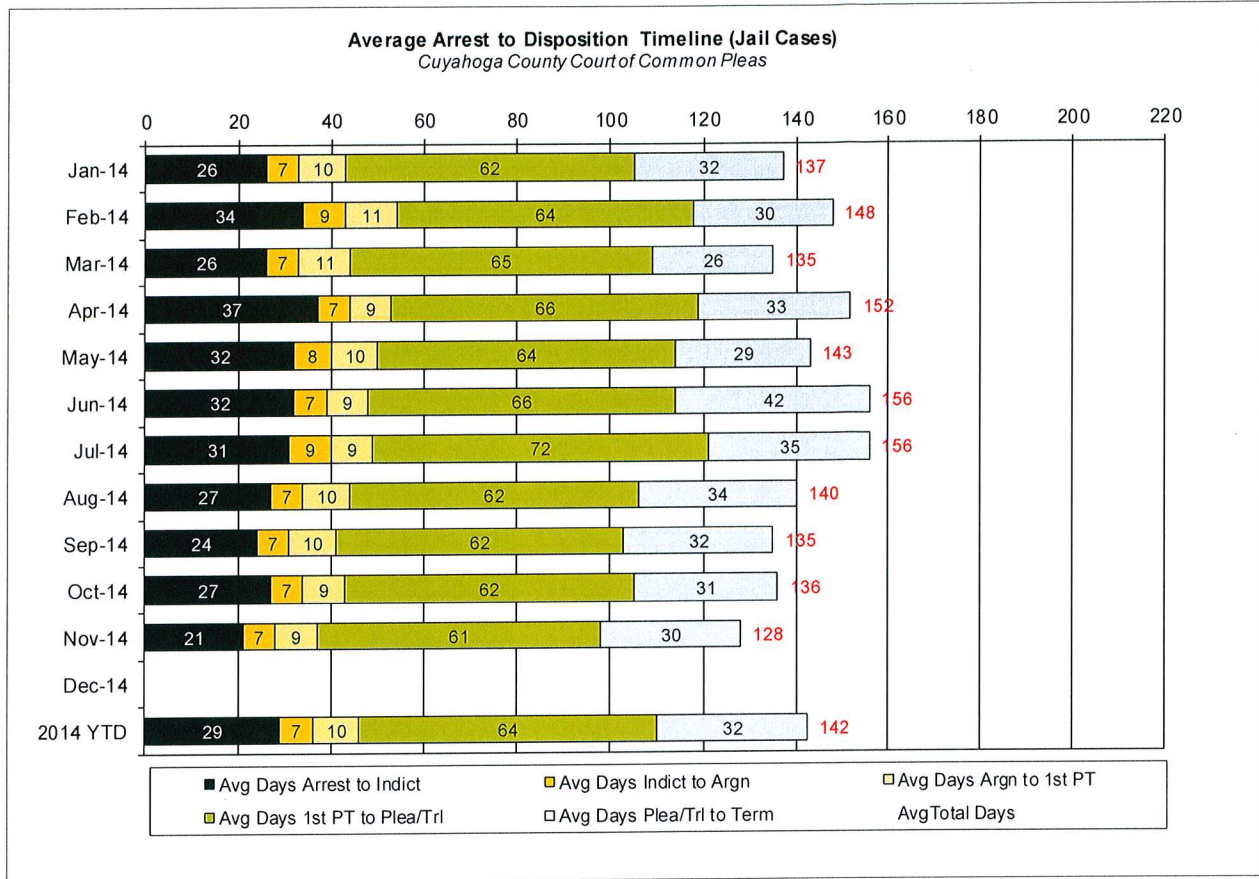
Arrest to Indictment
Indictment to Arraignment
Arraignment to 1st Pre-Trial
1st Pre-Trial to Plea/Trial
Plea/Trial to Termination

Due to the fact that each case may or may not have all of the stage date elements, a method to arrive at stage averages was applied. For a case to be included in the average for a stage there would need to be both dates for the given stage. A case would be included in the Arrest to Indictment stage if both arrest date and indictment date were available. This method was applied to each of the five stages. Next we calculated the total number of cases that met the date criteria for each of the ranges and also the total number of days between each date. To arrive at an average, the total number of days for each case in each range was calculated and divided by the total number of cases that met the date criteria. If a case had a time period or periods where the defendant was capiased or referred to the Psych Clinic, that amount of time was subtracted from the appropriate range. For re-indicted cases, the original arrest date is used.

The following three charts are for Jail, Non-Jail and combined Jail and Non-Jail cases. Jail and Non-Jail cases are defined by the posting of bond prior to plea or trial.

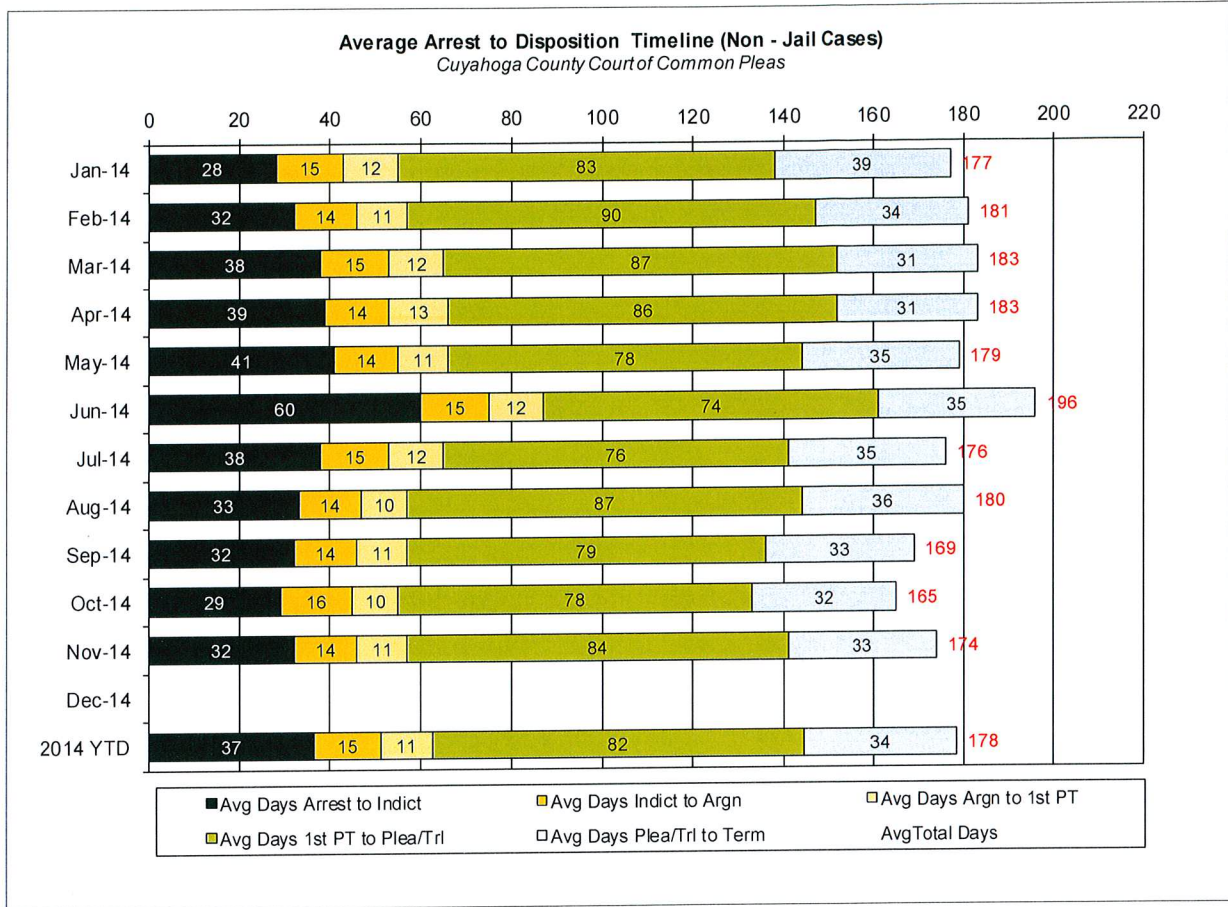
CUYAHOGA COUNTY COMMON PLEAS COURT

Average Arrest to Disposition Timeline (Jail Cases)



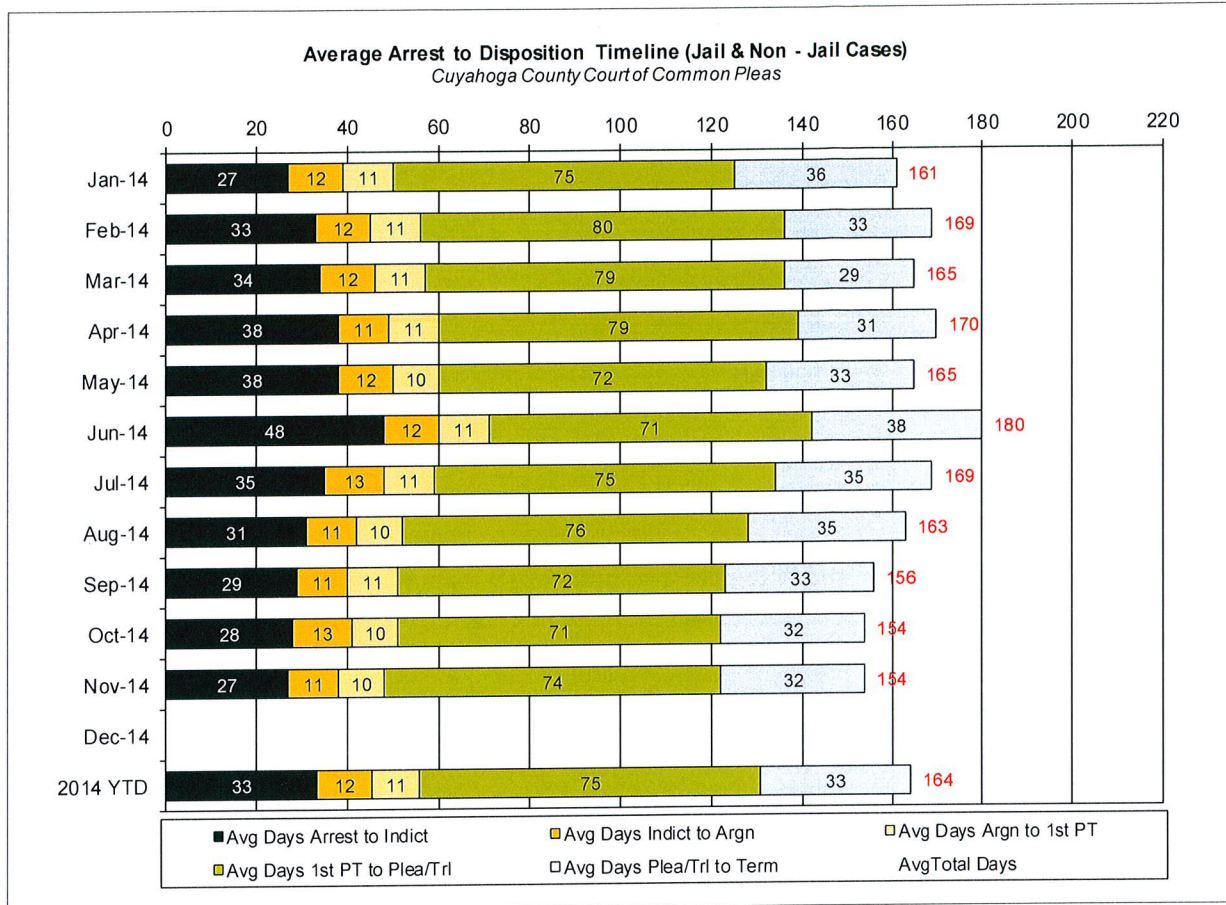
CUYAHOGA COUNTY COMMON PLEAS COURT

Average Arrest to Disposition Timeline (Non-Jail Cases)

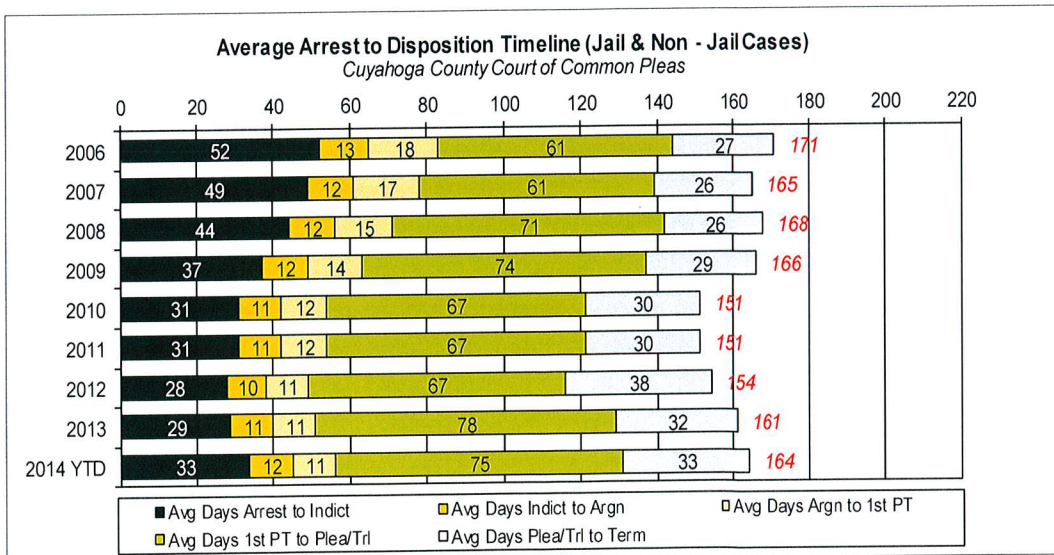
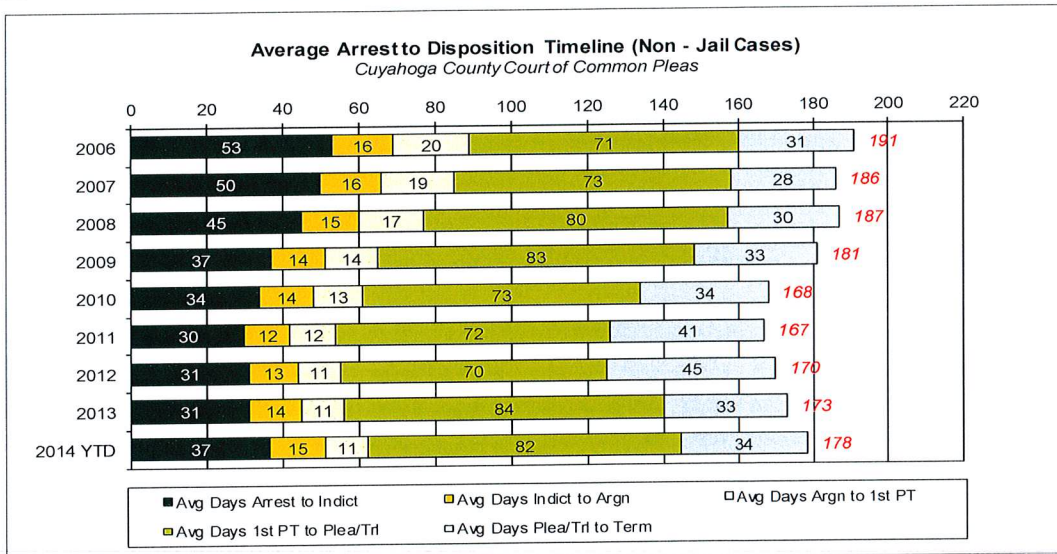
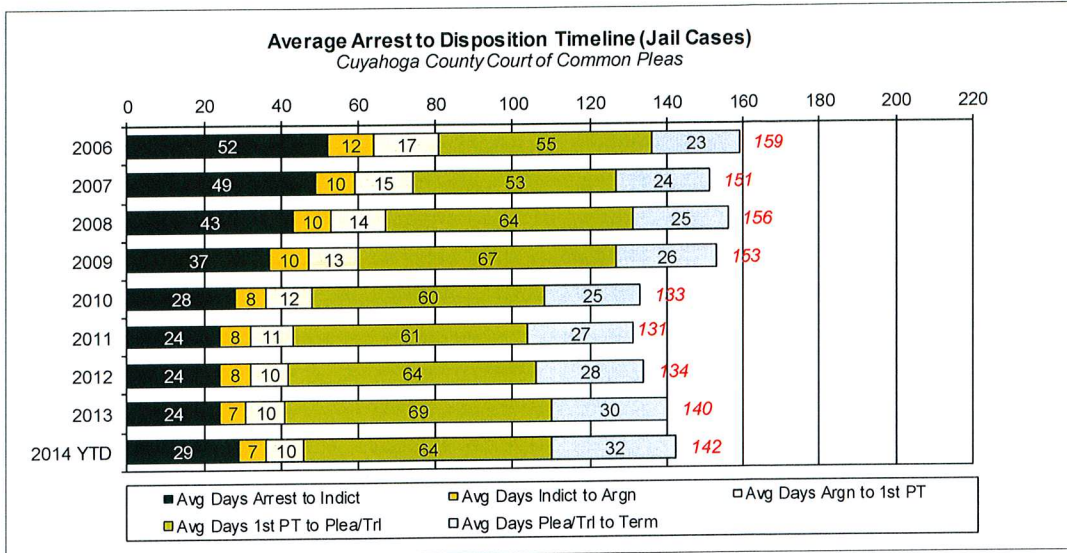


CUYAHOGA COUNTY COMMON PLEAS COURT

Average Arrest to Disposition Timeline (Jail and Non-Jail Cases)



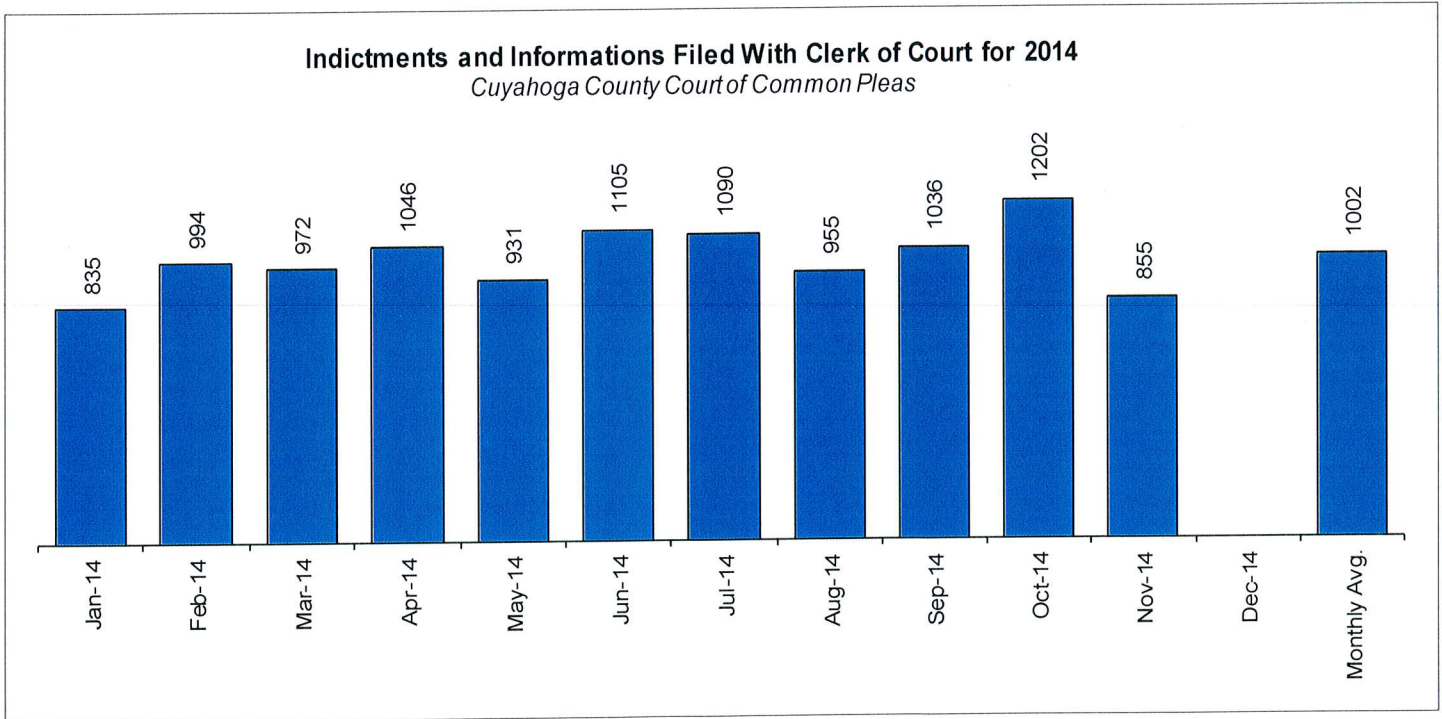
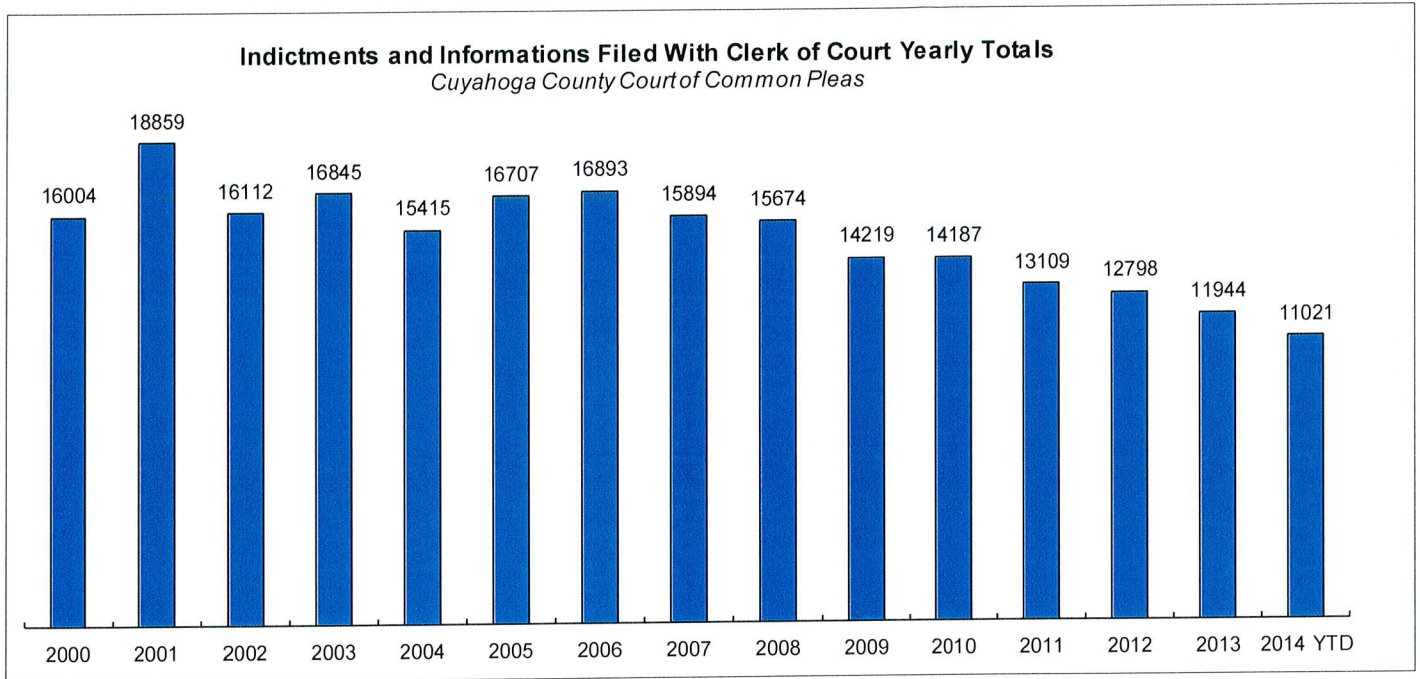
Yearly Average Arrest to Disposition Timeline



CUYAHOGA COUNTY COMMON PLEAS COURT

Indictments and Informations Filed With the Clerk of Courts

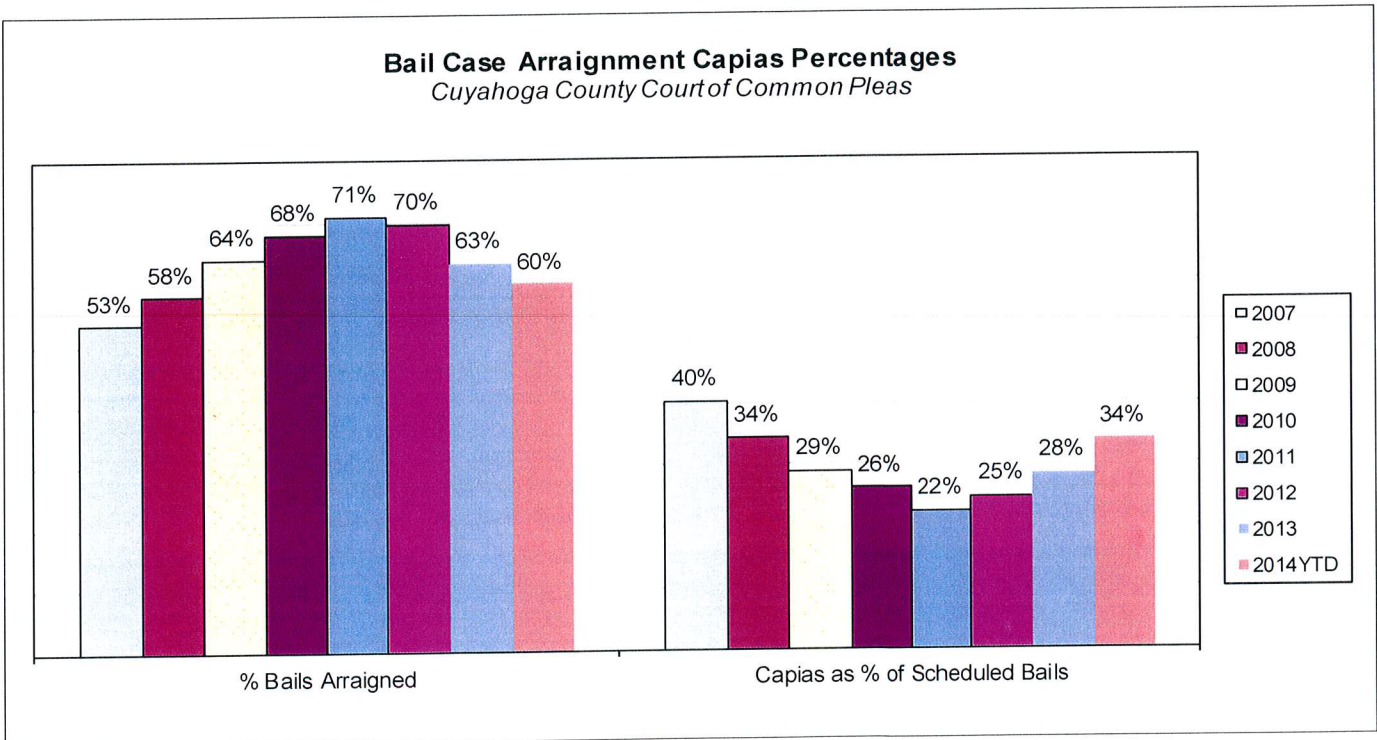
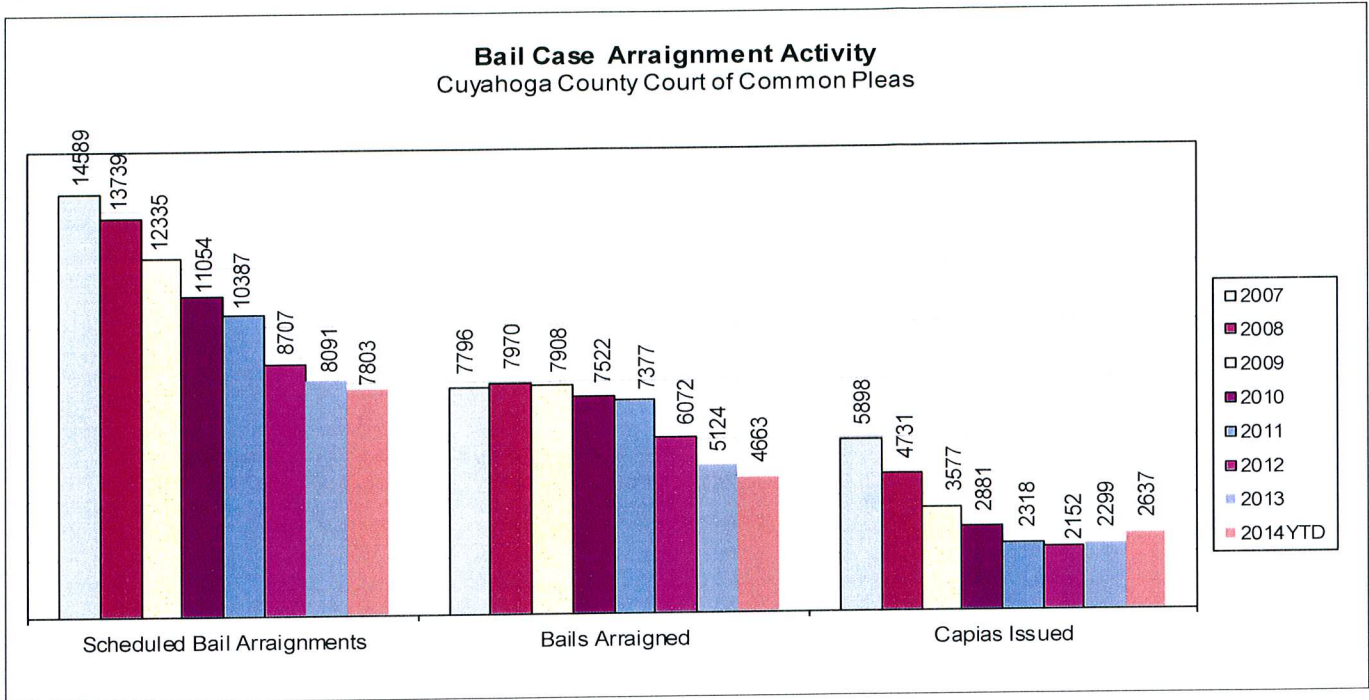
The following charts are reflective of Indictments and Informations filed with the Criminal Clerk of Courts from 2000. The source for this information was the Criminal Clerk's Office.



CUYAHOGA COUNTY COMMON PLEAS COURT

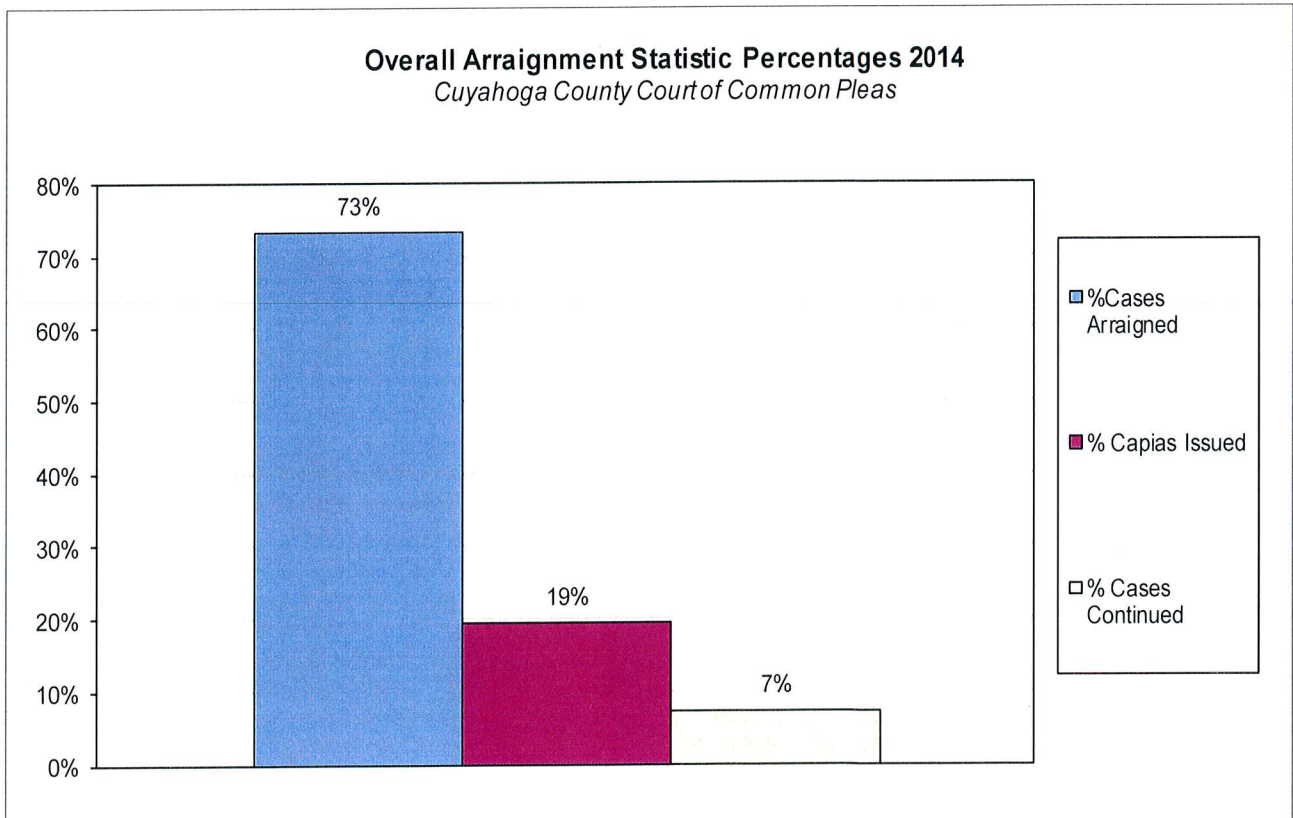
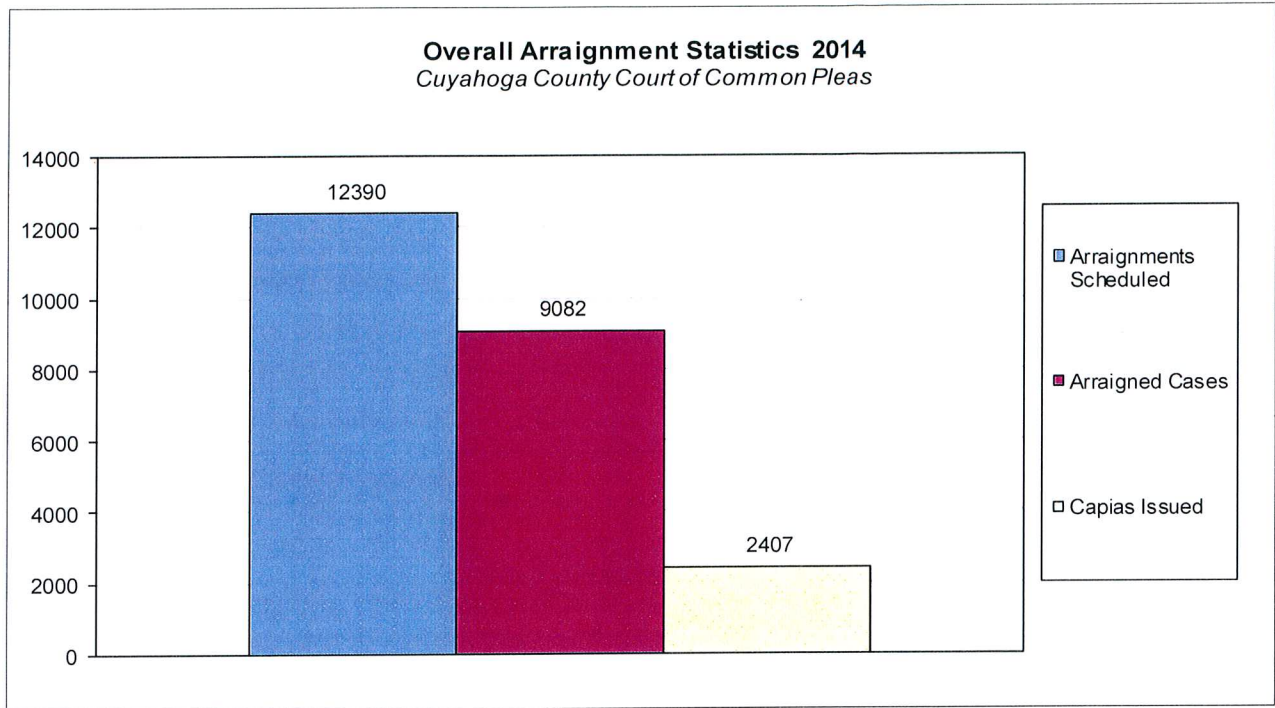
Bail Case Arraignment Activity

The following charts are reflective of arraignment activity where the defendant was not incarcerated at the time of arraignment. The source for this information was the Criminal Records Department.



Overall Arraignment Statistics

The arraignment statistics were provided by the Criminal Records Department. They are provided to give a representation of arraignment activity in the Court in 2014. These statistics include jail and non – jail arraignments.



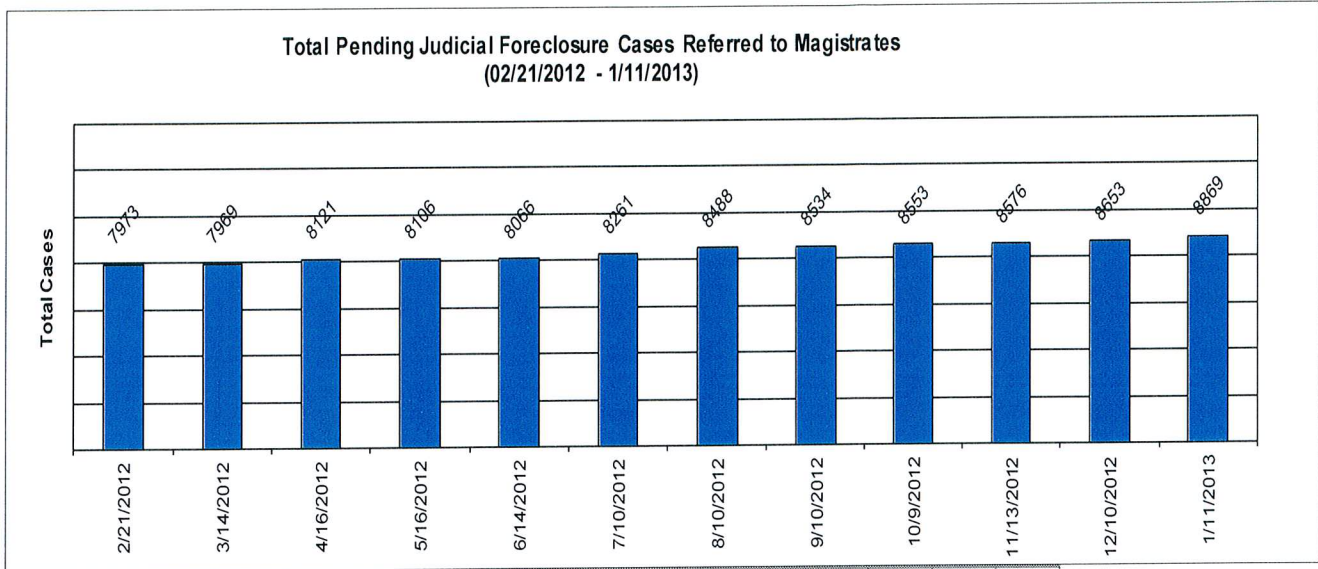
Judicial Foreclosure Statistics¹

¹ For clarification purposes, Foreclosure cases in this report are identified as Judicial Foreclosure filings (filing codes 1460 (Foreclosure Marsh. Of Lien), 1465(Tax Lien), 1466 (Tax Certificate), 1470 (Quiet Title), and 1480 (Partition)). These cases are different from Board of Revision Foreclosures, which are not reported here.

CUYAHOGA COUNTY COMMON PLEAS COURT

Total Pending Judicial Foreclosure Cases Referred to Magistrates (A)

The following chart is a display of the total number of pending Judicial Foreclosure cases referred to the Magistrates on specific dates. The table below shows the number of these cases pending from each year since 2000.

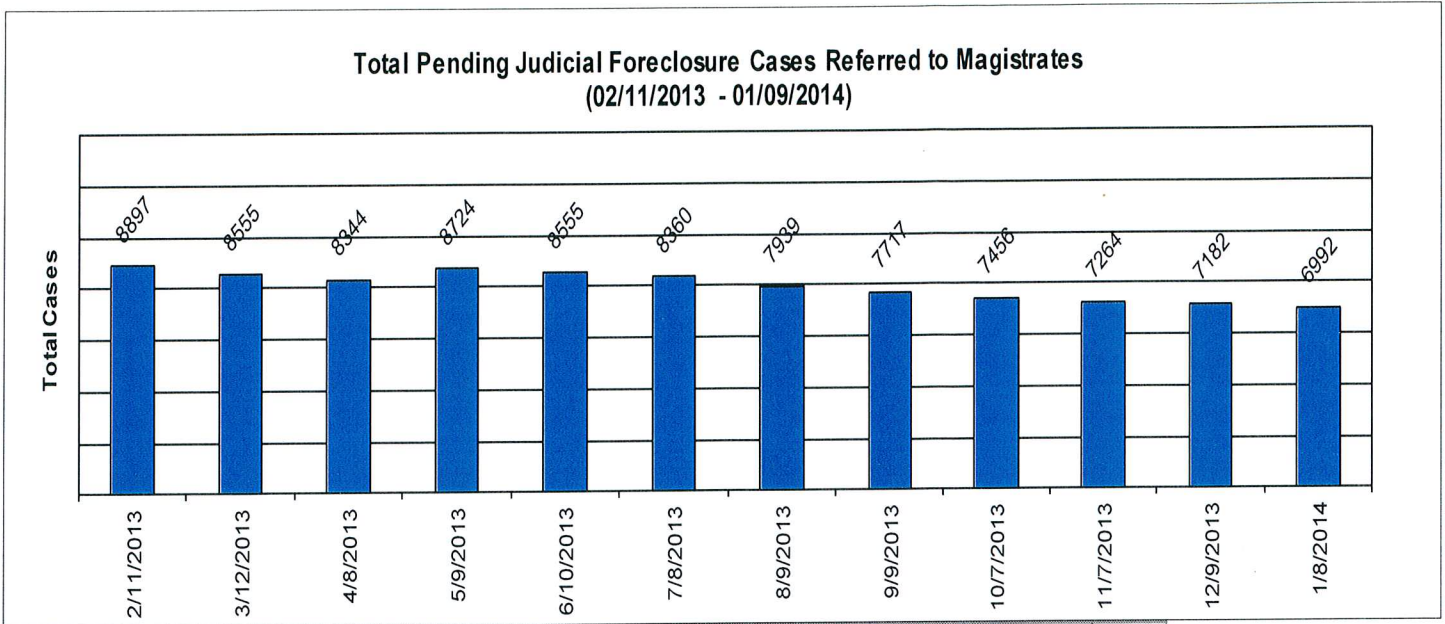


Year	A	S	O	F										
2000	0	0	0	0	0	0	0	0	0	0	0	0	0	0
2001	0	0	0	0	0	0	0	0	0	0	1	1	0	
2002	10	10	10	11	10	10	10	10	10	10	10	10	10	
2003	2	2	2	2	2	2	2	2	2	2	2	2	2	
2004	3	3	2	2	2	2	2	1	2	1	1	1	1	
2005	0	0	0	0	1	2	2	2	2	2	2	2	2	
2006	8	8	8	8	8	7	5	5	5	5	5	5	5	
2007	16	17	18	34	32	36	34	31	31	29	29	27		
2008	28	30	26	24	23	23	20	18	15	13	14	12		
2009	165	155	154	140	129	126	120	122	114	105	101	94		
2010	742	661	572	491	445	415	392	343	293	261	240	221		
2011	5528	4981	4267	3615	3096	2728	2283	1916	1619	1384	1204	1041		
2012	1471	2102	3062	3779	4318	4910	5618	6084	6460	6763	7044	7175		
2013													279	
Total	7973	7969	8121	8106	8066	8261	8488	8534	8553	8576	8653	8669		

CUYAHOGA COUNTY COMMON PLEAS COURT

Total Pending Judicial Foreclosure Cases Referred to Magistrates (B)

The following chart is a display of the total number of pending Judicial Foreclosure cases referred to the Magistrates on specific dates. The table below shows the number of these cases pending from each year since 2000.

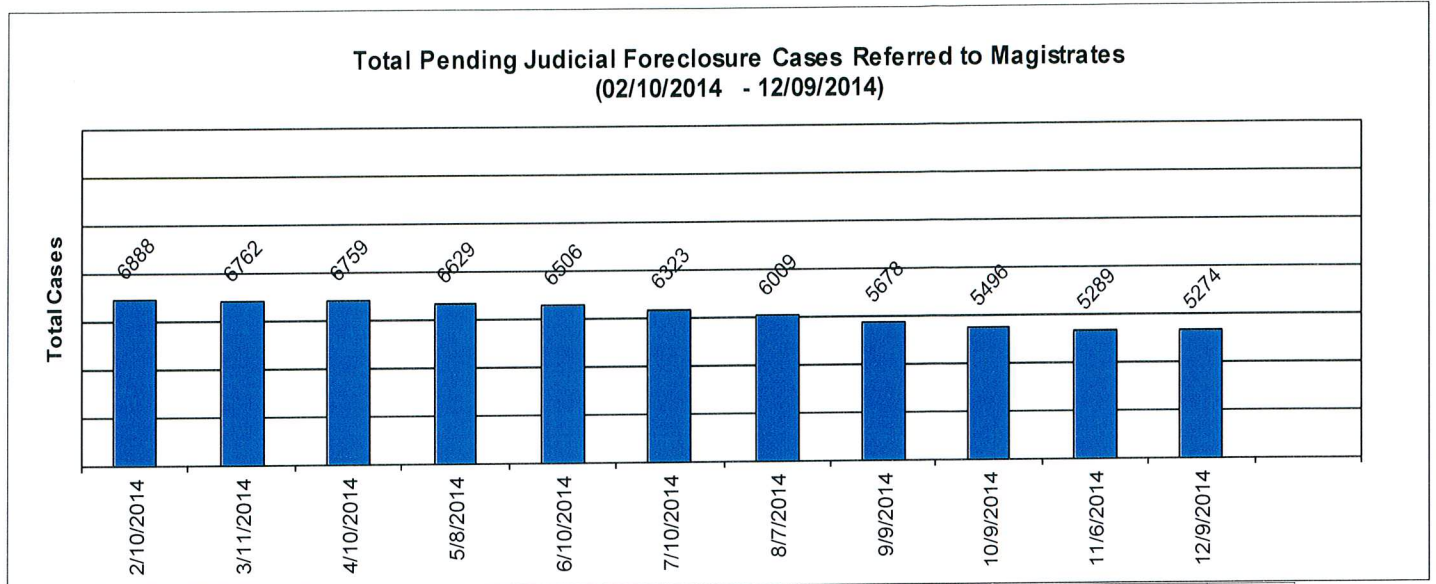


Year	A s o f:												
	2 / 1 1 / 2 0 1 3	3 / 1 2 / 2 0 1 3	4 / 8 / 2 0 1 3	5 / 9 / 2 0 1 3	6 / 1 0 / 2 0 1 3	7 / 8 / 2 0 1 3	8 / 9 / 2 0 1 3	9 / 9 / 2 0 1 3	1 0 / 7 / 2 0 1 3	1 1 / 7 / 2 0 1 3	1 2 / 9 / 2 0 1 3	1 / 8 / 2 0 1 4	
2000	0	0	0	0	0	0	0	0	0	0	0	0	
2001	0	0	0	0	0	0	0	1	0	1	1	1	
2002	10	10	10	1	2	2	2	1	0	0	1	1	
2003	2	2	2	2	2	2	2	2	3	3	2	2	
2004	1	1	1	1	1	1	1	1	1	1	0	0	
2005	3	3	2	2	2	2	2	2	1	1	1	1	
2006	7	7	6	8	4	4	3	3	3	3	3	3	
2007	27	28	29	29	27	8	9	9	8	8	8	8	
2008	13	13	12	12	14	11	11	9	11	16	18	17	
2009	93	79	75	66	62	58	55	39	29	28	40	29	
2010	205	175	146	134	126	116	99	88	80	74	71	62	
2011	949	810	713	600	505	456	388	345	303	271	243	220	
2012	6684	5850	5226	4467	3807	3362	2824	2494	2128	1783	1526	1311	
2013	903	1577	2122	3402	4003	4338	4543	4723	4889	5075	5268	5281	
2014												56	
Total	8897	8555	8344	8724	8555	8360	7939	7717	7456	7264	7182	6992	

CUYAHOGA COUNTY COMMON PLEAS COURT

Total Pending Judicial Foreclosure Cases Referred to Magistrates (C)

The following chart is a display of the total number of pending Judicial Foreclosure cases referred to the Magistrates on specific dates. The table below shows the number of these cases pending from each year since 2000.




	As of:	2/10/2014	3/11/2014	4/10/2014	5/8/2014	6/10/2014	7/10/2014	8/7/2014	9/9/2014	10/9/2014	11/6/2014	12/9/2014
Year												
2000		0	0	0	0	0	0	0	0	0	0	0
2001		0	0	0	0	0	0	0	0	0	1	0
2002		1	1	1	1	1	1	1	1	0	1	1
2003		2	2	2	2	2	2	2	2	2	2	2
2004		0	0	0	0	0	0	0	0	0	0	0
2005		1	1	1	1	1	1	1	0	1	0	0
2006		2	1	0	0	0	0	0	0	1	1	1
2007		7	7	7	5	5	5	5	4	4	4	4
2008		16	15	16	15	11	7	7	7	7	5	5
2009		28	25	25	23	23	10	9	10	10	10	12
2010		59	53	52	48	40	28	22	21	21	19	19
2011		205	183	173	160	147	121	100	87	76	66	53
2012		1087	914	744	642	536	478	407	353	299	255	210
2013		4773	4200	3615	3141	2754	2368	1980	1613	1352	1110	911
2014		707	1360	2123	2591	2986	3302	3475	3580	3723	3815	4056
Total		6888	6762	6759	6629	6506	6323	6009	5678	5496	5289	5274

CUYAHOGA COUNTY COMMON PLEAS COURT

Total Pending Tax Lien & Certificate Cases Referred to Magistrates (A)

The following chart is a display of the number of pending tax Judicial Foreclosure cases referred to the Magistrates on specific dates. The table below shows the number of pending tax Judicial Foreclosure cases in each year since 2000.




Year	A s o f:											
	2/21/2012	3/14/2012	4/16/2012	5/16/2012	6/14/2012	7/10/2012	8/10/2012	9/10/2012	10/9/2012	11/13/2012	12/10/2012	1/11/2013
2000	0	0	0	0	0	0	0	0	0	0	0	0
2001	0	0	0	0	0	0	0	0	0	0	0	0
2002	0	0	0	1	0	0	0	0	0	0	0	0
2003	0	0	0	0	0	0	0	0	0	0	0	0
2004	0	1	1	2	2	2	2	1	2	1	1	1
2005	1	0	0	0	0	0	0	0	0	0	0	0
2006	1	1	1	1	2	1	0	0	0	0	0	0
2007	5	5	5	4	4	5	5	4	3	3	3	3
2008	5	5	8	5	5	5	4	4	3	2	2	2
2009	80	79	78	77	69	67	63	55	53	48	46	36
2010	157	141	138	127	113	111	103	93	87	75	75	73
2011	957	888	785	693	576	529	444	401	367	338	318	280
2012	320	365	415	473	497	540	512	560	665	710	865	997
2013												120
Total	1526	1485	1431	1383	1268	1260	1133	1118	1180	1177	1310	1512

CUYAHOGA COUNTY COMMON PLEAS COURT

Total Pending Tax Lien & Certificate Cases Referred to Magistrates (B)

The following chart is a display of the number of pending tax Judicial Foreclosure cases referred to the Magistrates on specific dates. The table below shows the number of pending tax Judicial Foreclosure cases in each year since 2000.




Year	A s o f:											
	2 / 1 1 / 2 0 1 3	3 / 1 2 / 2 0 1 3	4 / 8 / 2 0 1 3	5 / 9 / 2 0 1 3	6 / 1 0 / 2 0 1 3	7 / 8 / 2 0 1 3	8 / 9 / 2 0 1 3	9 / 9 / 2 0 1 3	1 0 / 7 / 2 0 1 3	1 1 / 7 / 2 0 1 3	1 2 / 9 / 2 0 1 3	
2000	0	0	0	0	0	0	0	0	0	0	0	
2001	0	0	0	0	0	0	0	0	0	1	1	
2002	0	0	0	0	0	0	0	1	0	0	0	
2003	0	0	0	0	0	0	0	0	1	1	0	
2004	1	1	1	1	1	1	1	1	1	1	0	
2005	1	1	0	0	0	0	0	0	0	0	0	
2006	0	0	1	3	1	1	1	6	1	1	1	
2007	4	4	4	4	4	4	5	5	5	4	4	
2008	3	2	1	1	1	1	1	2	4	6	6	
2009	36	28	25	23	22	17	17	20	15	9	15	
2010	69	58	46	41	40	36	32	34	33	10	34	
2011	272	243	213	187	163	145	132	126	117	117	112	
2012	1109	1029	982	924	869	795	709	682	608	532	468	
2013	114	161	192	895	1062	1063	1052	1106	1158	1250	1334	
Total	1609	1527	1273	2079	2163	2063	1950	1983	1943	1932	1975	

CUYAHOGA COUNTY COMMON PLEAS COURT

Total Pending Tax Lien & Certificate Cases Referred to Magistrates (C)

The following chart is a display of the number of pending tax Judicial Foreclosure cases referred to the Magistrates on specific dates. The table below shows the number of pending tax Judicial Foreclosure cases in each year since 2000.

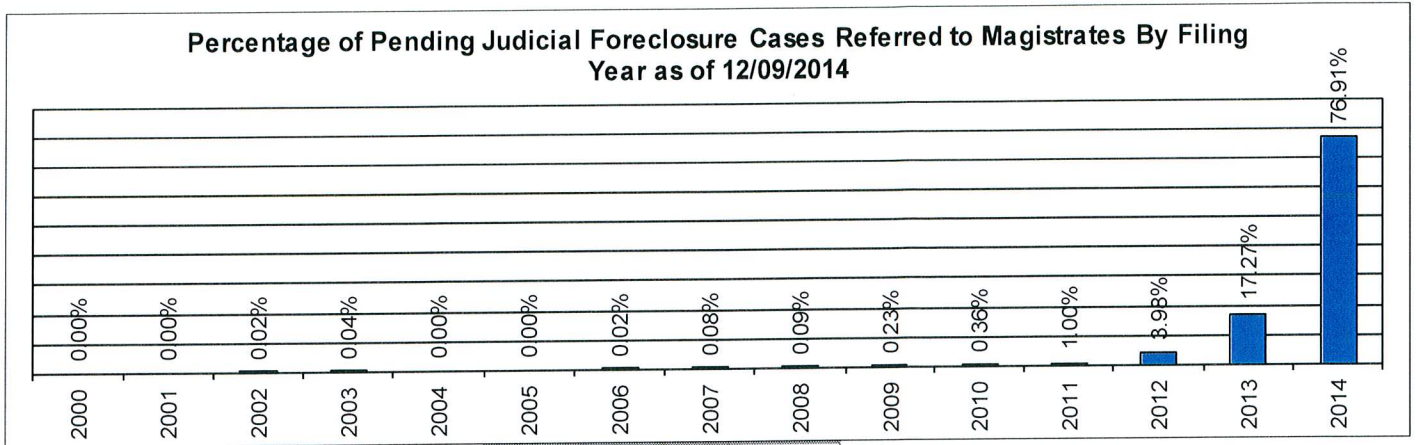


	As of:	2/10/2014	3/11/2014	4/10/2014	5/8/2014	6/10/2014	7/10/2014	8/7/2014	9/9/2014	10/9/2014	11/6/2014	12/9/2014
Year												
2000		0	0	0	0	0	0	0	0	0	0	0
2001		0	0	0	0	0	0	0	0	0	1	0
2002		0	0	0	1	1	1	1	1	1	1	1
2003		0	0	0	0	0	0	0	0	0	0	0
2004		0	0	0	0	0	0	0	0	0	0	0
2005		0	0	0	0	0	0	0	0	1	0	0
2006		1	0	0	0	0	0	0	0	1	1	1
2007		2	2	2	2	2	2	2	1	1	1	1
2008		6	5	6	5	4	0	0	0	0	0	0
2009		15	15	15	16	16	3	3	4	6	5	7
2010		27	24	22	20	17	10	8	2	3	2	3
2011		96	93	90	85	83	66	49	41	41	32	26
2012		317	277	220	192	146	138	115	101	87	79	64
2013		1291	1174	1085	994	934	844	709	612	526	409	324
2014		112	305	570	683	763	799	763	710	690	770	863
Total		1867	1895	2010	1998	1966	1863	1650	1472	1357	1301	1290

CUYAHOGA COUNTY COMMON PLEAS COURT

Percentage of Pending Judicial Foreclosure Cases By Filing Year

The following chart is a representation of the total number of pending Judicial Foreclosure cases by filing year expressed as a percentage on a specific date. The table below is the supporting data for this chart.

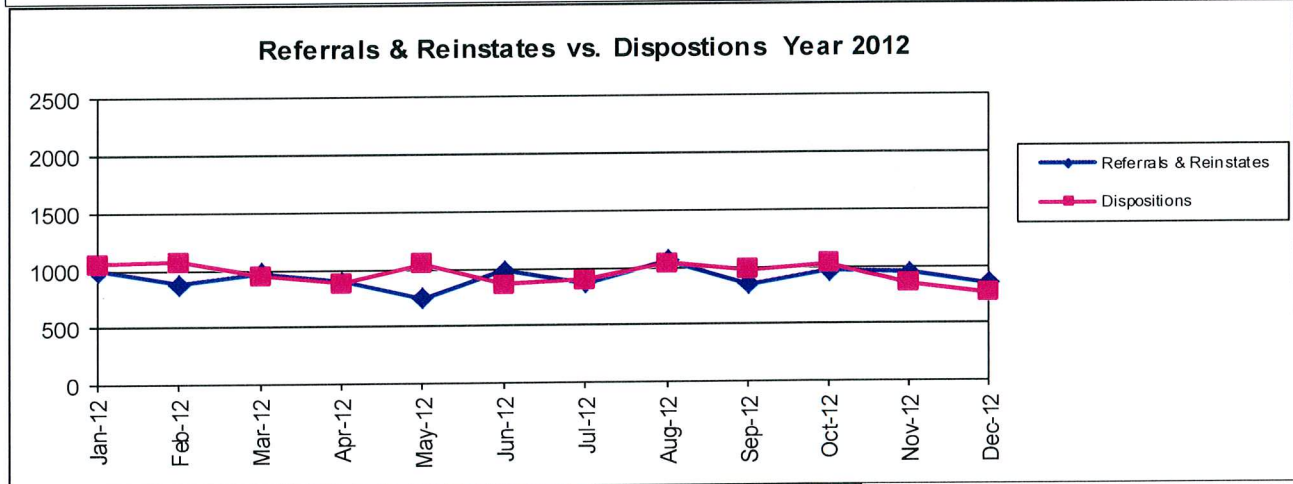
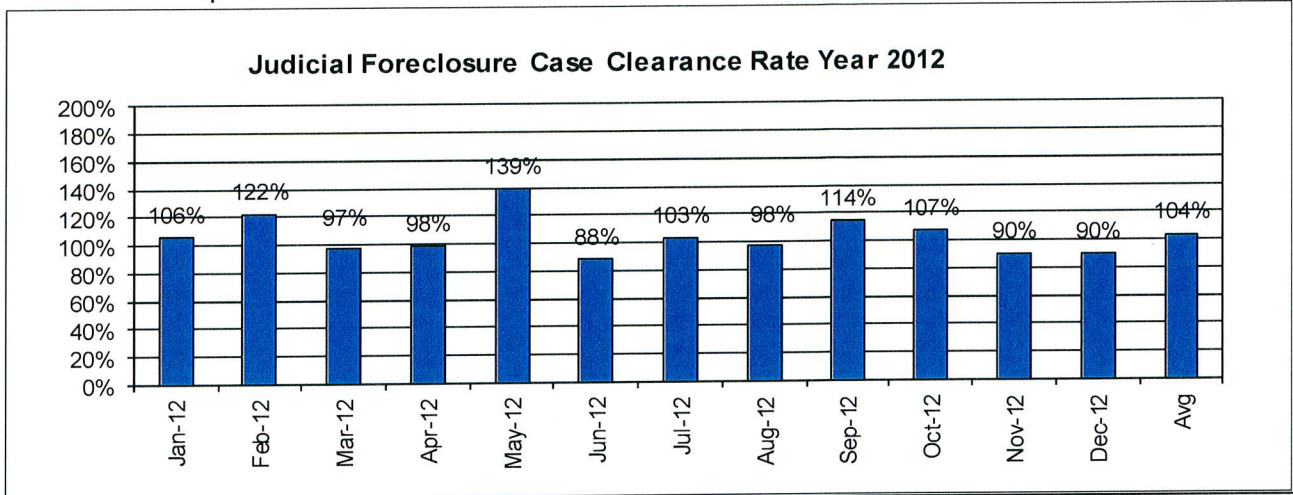


Year	As of: 12/9/2014	% of Total
2000	0	0.00%
2001	0	0.00%
2002	1	0.02%
2003	2	0.04%
2004	0	0.00%
2005	0	0.00%
2006	1	0.02%
2007	4	0.08%
2008	5	0.09%
2009	12	0.23%
2010	19	0.36%
2011	53	1.00%
2012	210	3.98%
2013	911	17.27%
2014	4056	76.91%
Total	5274	100.00%

CUYAHOGA COUNTY COMMON PLEAS COURT

Judicial Foreclosure Clearance Rate Year 2012

The Clearance Rate is the number of outgoing cases as a percentage of the number of incoming cases. Clearance rate measures whether the court is keeping up with its incoming caseload. If cases are not disposed in a timely manner, a backlog of cases awaiting disposition will grow. A Clearance Rate of 100% indicates that at least as many cases as have been filed, reopened, or reactivated in a period have been disposed.

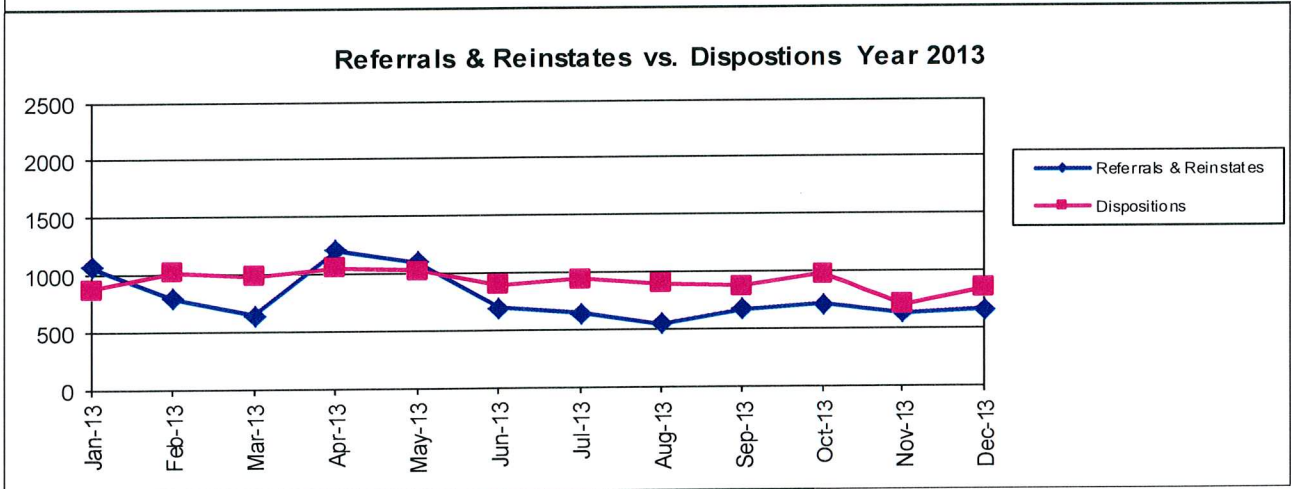
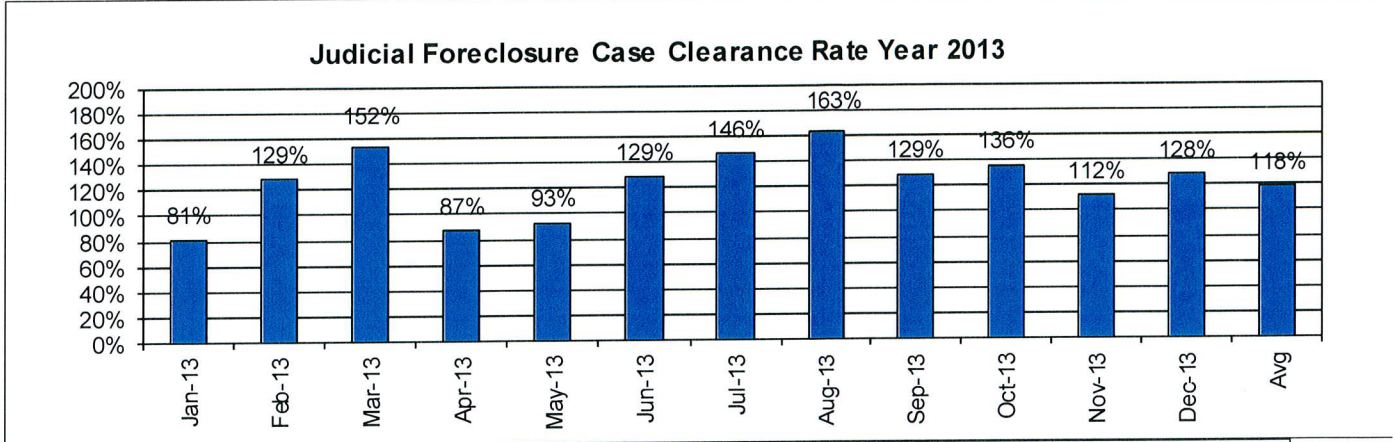


	Referrals & Reinstates	Dispositions	Clearance Rate
Jan-12	995	1051	106%
Feb-12	874	1068	122%
Mar-12	974	944	97%
Apr-12	894	880	98%
May-12	750	1044	139%
Jun-12	982	863	88%
Jul-12	869	896	103%
Aug-12	1058	1034	98%
Sep-12	851	972	114%
Oct-12	961	1028	107%
Nov-12	948	854	90%
Dec-12	854	766	90%
Avg	918	950	104%
Total	11010	11400	

CUYAHOGA COUNTY COMMON PLEAS COURT

Judicial Foreclosure Clearance Rate Year 2013

The Clearance Rate is the number of outgoing cases as a percentage of the number of incoming cases. Clearance rate measures whether the court is keeping up with its incoming caseload. If cases are not disposed in a timely manner, a backlog of cases awaiting disposition will grow. A Clearance Rate of 100% indicates that at least as many cases as have been filed, reopened, or reactivated in a period have been disposed.

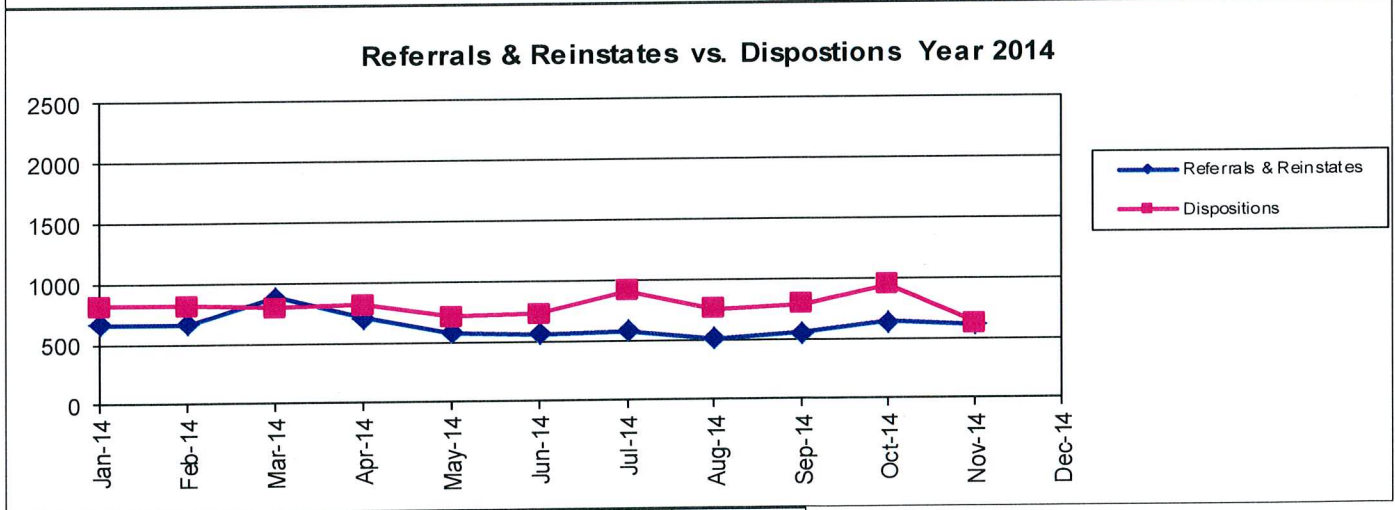
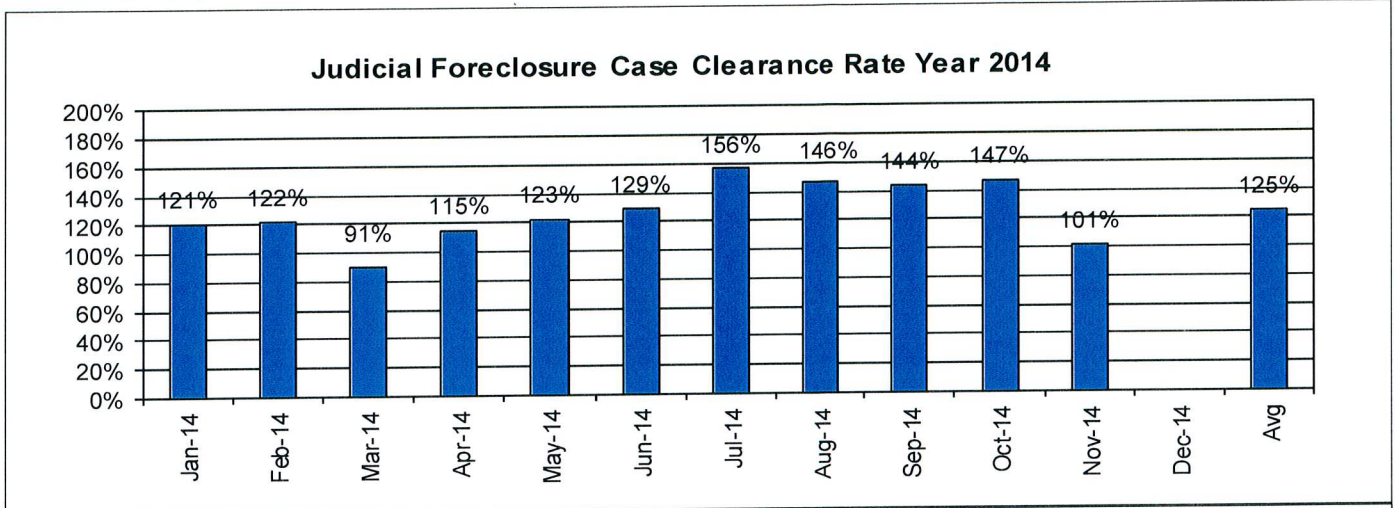


	Referrals & Reinstates	Dispositions	Clearance Rate
Jan-13	1069	870	81%
Feb-13	788	1013	129%
Mar-13	643	980	152%
Apr-13	1211	1052	87%
May-13	1102	1025	93%
Jun-13	696	895	129%
Jul-13	644	940	146%
Aug-13	550	896	163%
Sep-13	670	866	129%
Oct-13	713	969	136%
Nov-13	632	705	112%
Dec-13	658	841	128%
Avg	781	921	118%
Total	9376	11052	

CUYAHOGA COUNTY COMMON PLEAS COURT

Judicial Foreclosure Clearance Rate Year 2014

The Clearance Rate is the number of outgoing cases as a percentage of the number of incoming cases. Clearance rate measures whether the court is keeping up with its incoming caseload. If cases are not disposed in a timely manner, a backlog of cases awaiting disposition will grow. A Clearance Rate of 100% indicates that at least as many cases as have been filed, reopened, or reactivated in a period have been disposed.

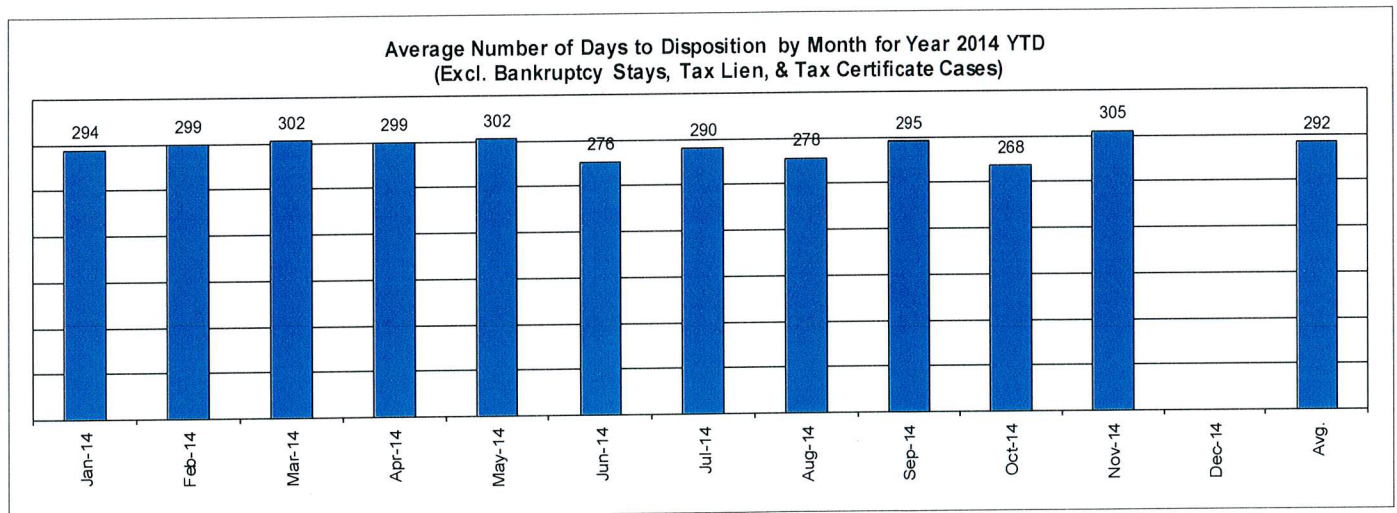
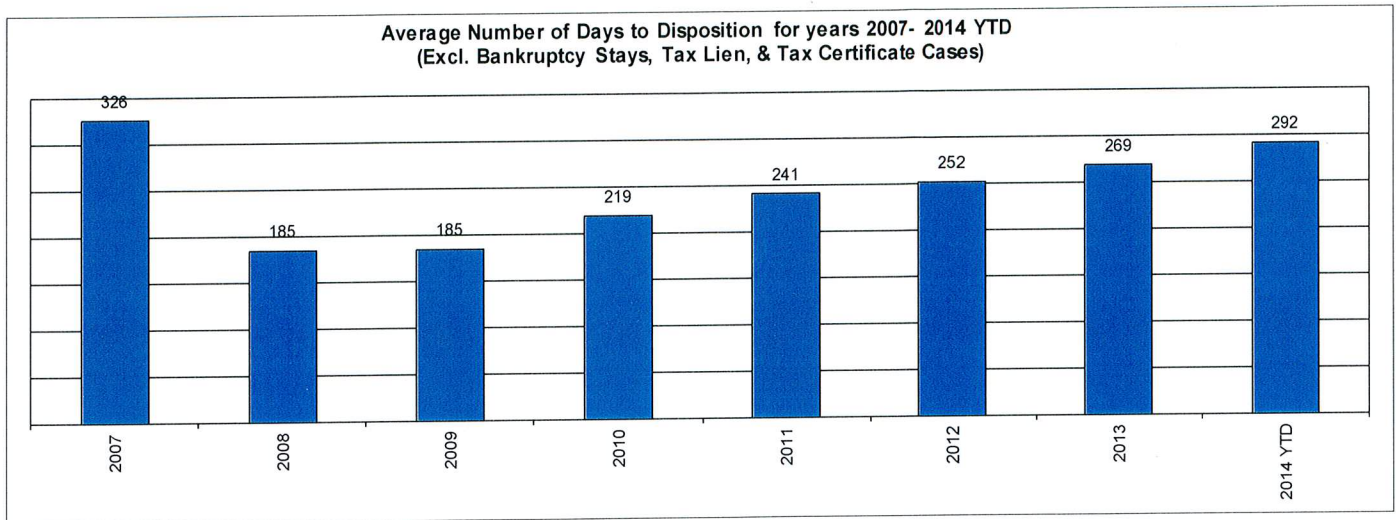


	Referrals & Reinstates	Dispositions	Clearance Rate
Jan-14	667	808	121%
Feb-14	663	809	122%
Mar-14	879	796	91%
Apr-14	703	810	115%
May-14	575	705	123%
Jun-14	558	721	129%
Jul-14	579	904	156%
Aug-14	511	747	146%
Sep-14	548	787	144%
Oct-14	639	940	147%
Nov-14	613	622	101%
Dec-14			
Avg	630	786	125%
Total	6935	8649	

CUYAHOGA COUNTY COMMON PLEAS COURT

Avg. Number of Days to Disp. (Excl. Bank. Stays & Tax Lien & Tax Cert.)

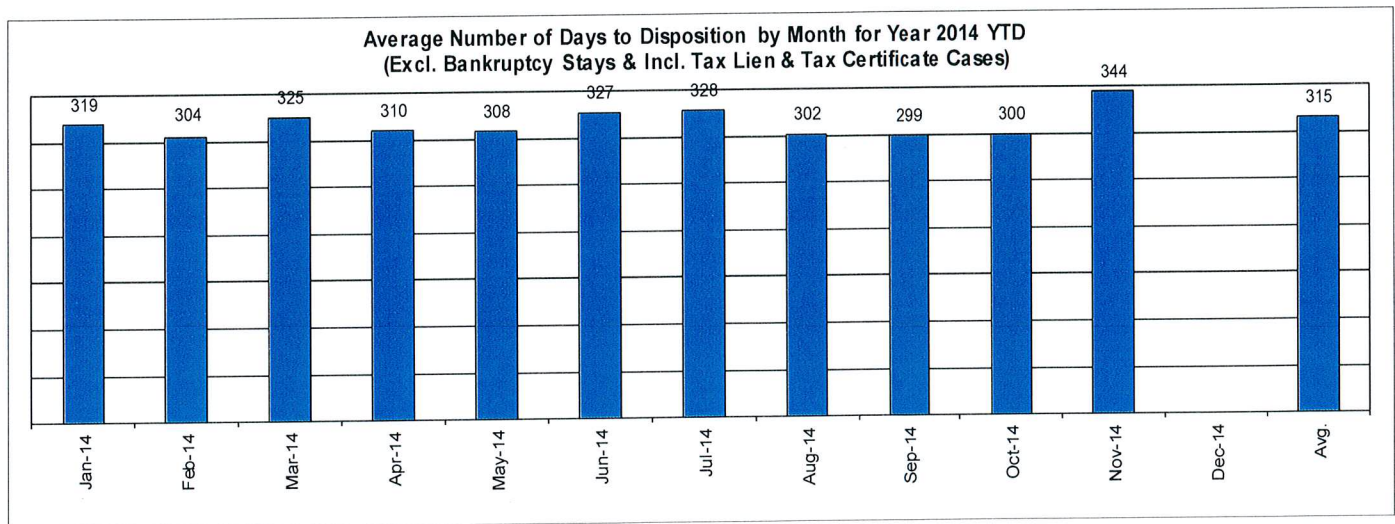
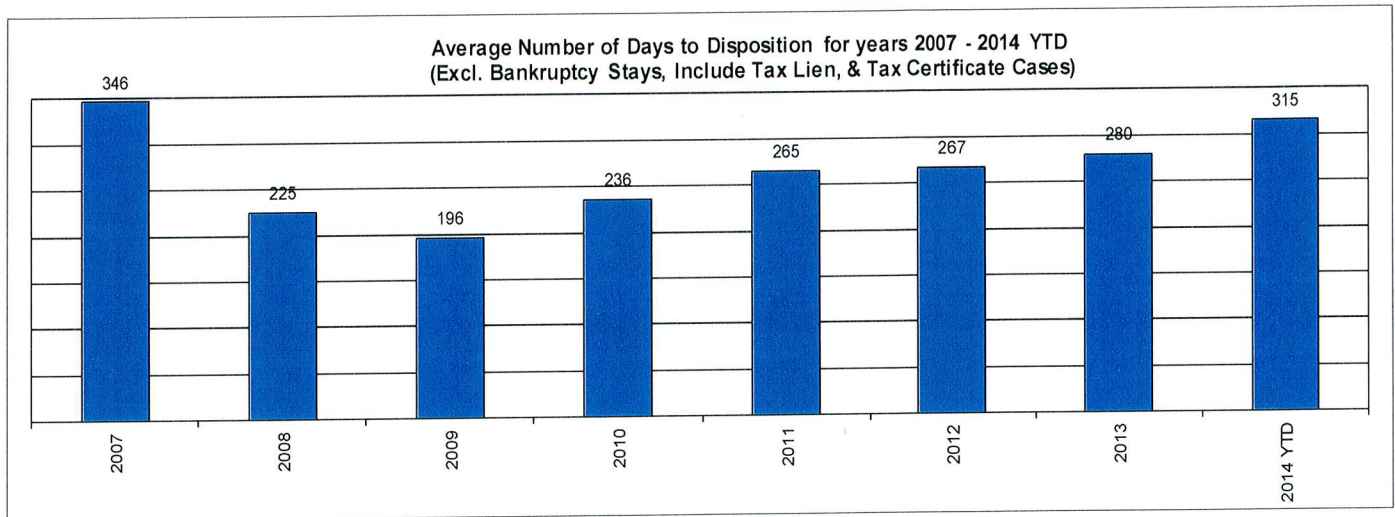
The average number of days to disposition is the number of days from filing to a final disposition entry being filed with the Clerk of Court. The data sample is based on all judicial foreclosure cases terminated by decree or dismissal (cases terminated by bankruptcy are not included) in a month. Each case is examined to determine the number of days between filing and termination with the periods that a case may have been in bankruptcy subtracted. Adding the total days of all of the cases minus bankruptcy periods and dividing by the total number of cases calculates the average. In the following chart, tax judicial foreclosure cases are excluded.



CUYAHOGA COUNTY COMMON PLEAS COURT

Avg. Number of Days to Disp. (Excl. Bank. Stays & Incl. Tax Lien & Tax Cert.)

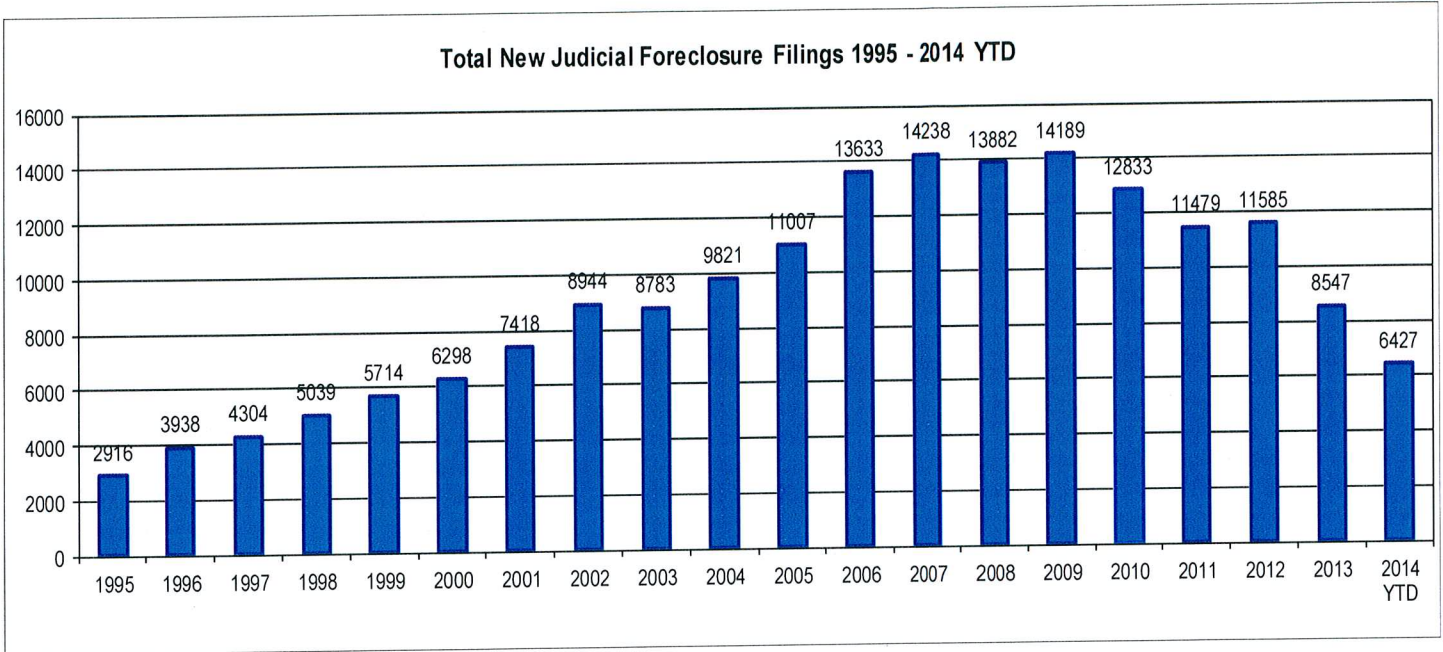
The average number of days to disposition is the number of days from filing to a final disposition entry being filed with the Clerk of Court. The data sample is based on all Judicial Foreclosure cases terminated by decree or dismissal (cases terminated by bankruptcy are not included) in a month. Each case is examined to determine the number of days between filing and termination with the periods that a case may have been in bankruptcy subtracted. Adding the total days of all of the cases minus bankruptcy periods and dividing by the total number of cases calculates the average. In the following chart, all types of Judicial Foreclosure cases are included.



Total New Judicial Foreclosure Filings

The following charts are provided as a historical view of new judicial foreclosure filings.

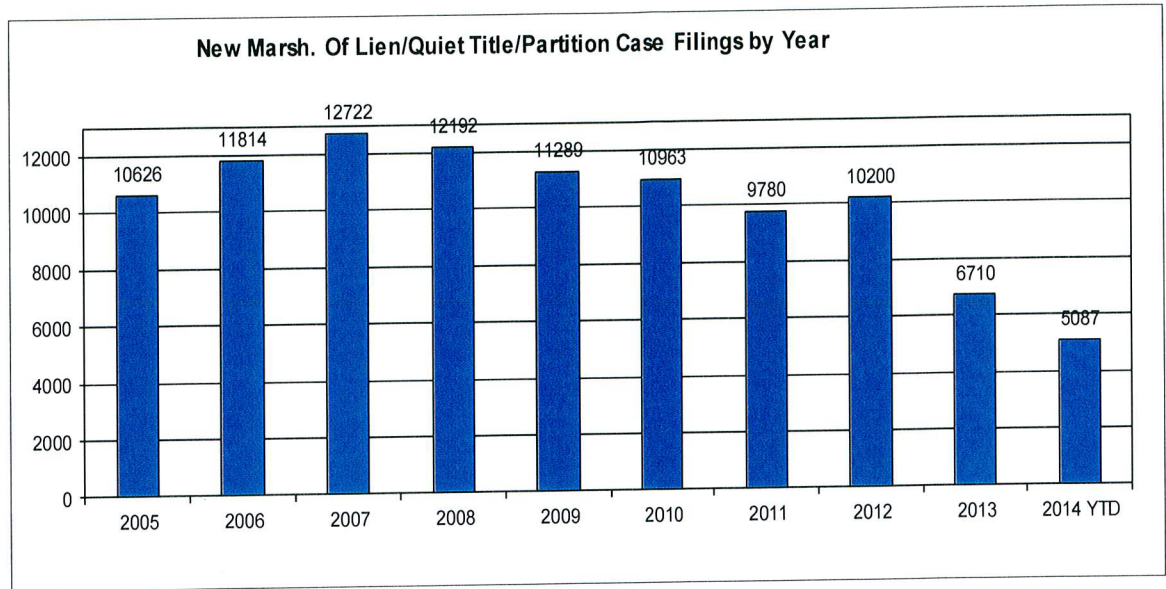
1. Total New Judicial Foreclosure Filings from 1995 – 2014 by year
2. Total New Marsh of Lien/Quiet Title/Partition Filings from 2011 – 2014 by month
3. Total New Tax Lien & Tax Certificate Filings for 2011 – 2014 by month
4. Total New Judicial Foreclosure Filings from 2011 – 2014 by month



CUYAHOGA COUNTY COMMON PLEAS COURT

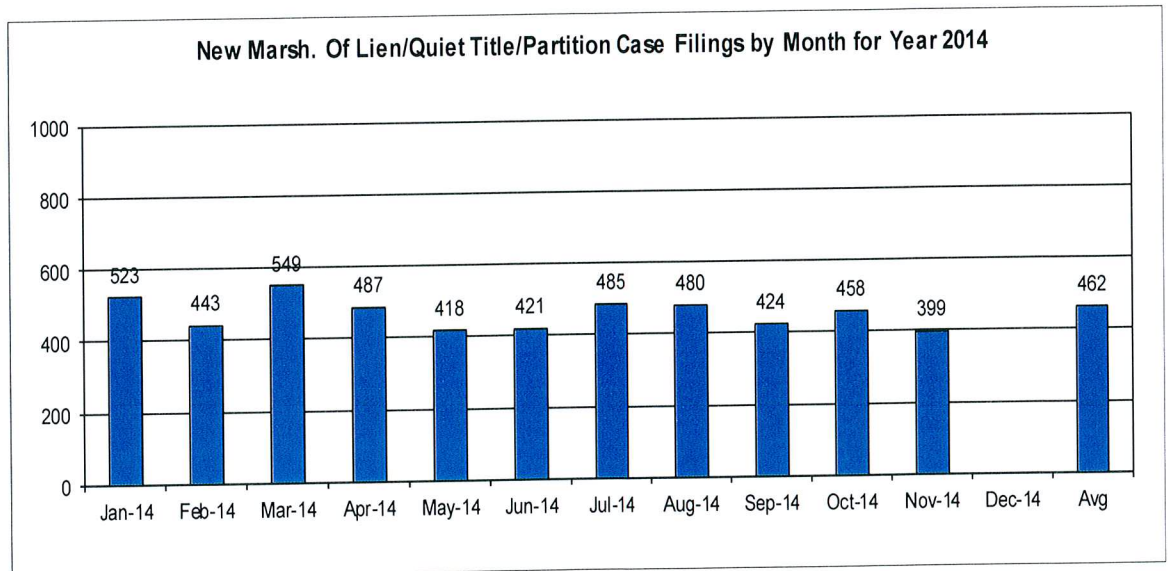
New Marsh of Lien/Quiet Title/Partition Case Filings for Years 2005 – 2014 YTD

Year	# Filings
2005	10626
2006	11814
2007	12722
2008	12192
2009	11289
2010	10963
2011	9780
2012	10200
2013	6710
2014 YTD	5087



New Marsh of Lien/Quiet Title/Partition Case Filings by month for 2014 YTD

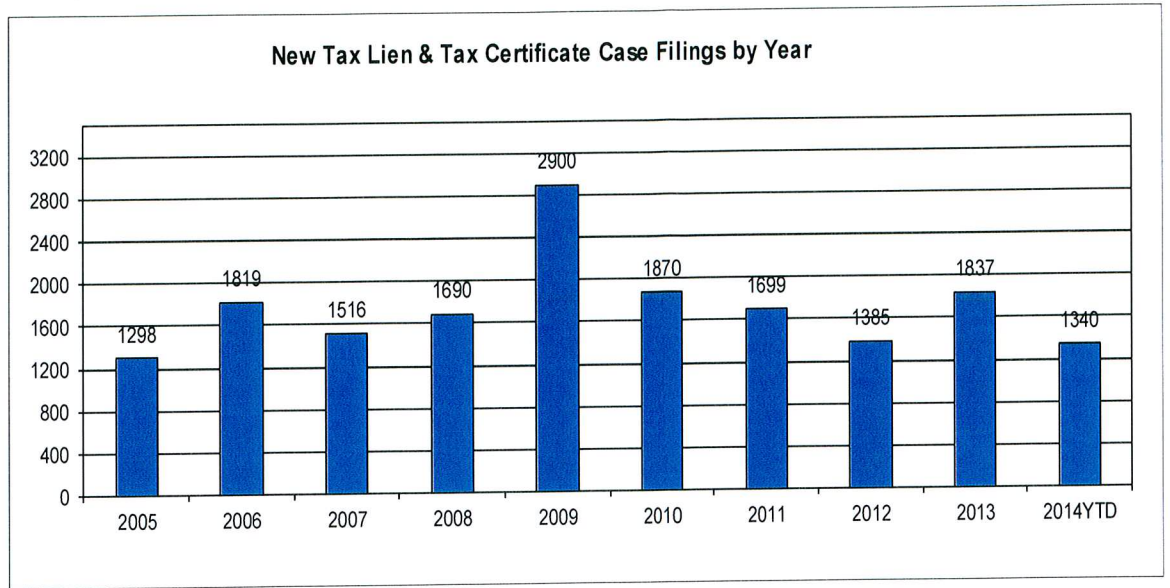
Month	# Filings
Jan-14	523
Feb-14	443
Mar-14	549
Apr-14	487
May-14	418
Jun-14	421
Jul-14	485
Aug-14	480
Sep-14	424
Oct-14	458
Nov-14	399
Dec-14	
Avg	462
Total	5087



CUYAHOGA COUNTY COMMON PLEAS COURT

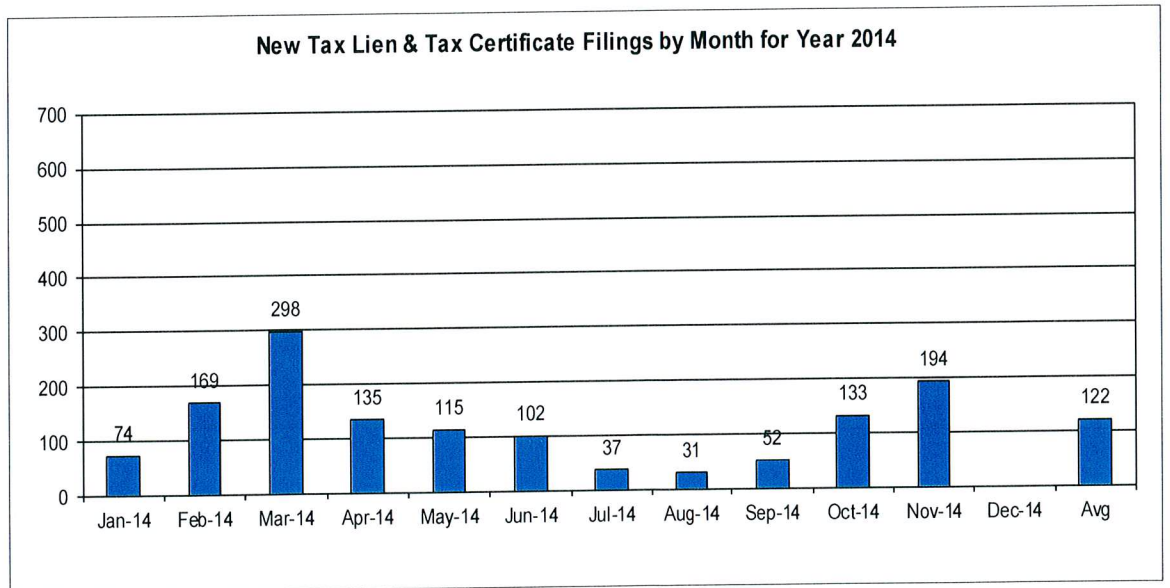
New Tax Lien & Certificate Filings for Years 2005 – 2014 YTD

Year	# Filings
2005	1298
2006	1819
2007	1516
2008	1690
2009	2900
2010	1870
2011	1699
2012	1385
2013	1837
2014YTD	1340



New Tax Lien & Certificate Filings by Month for Year 2014 YTD

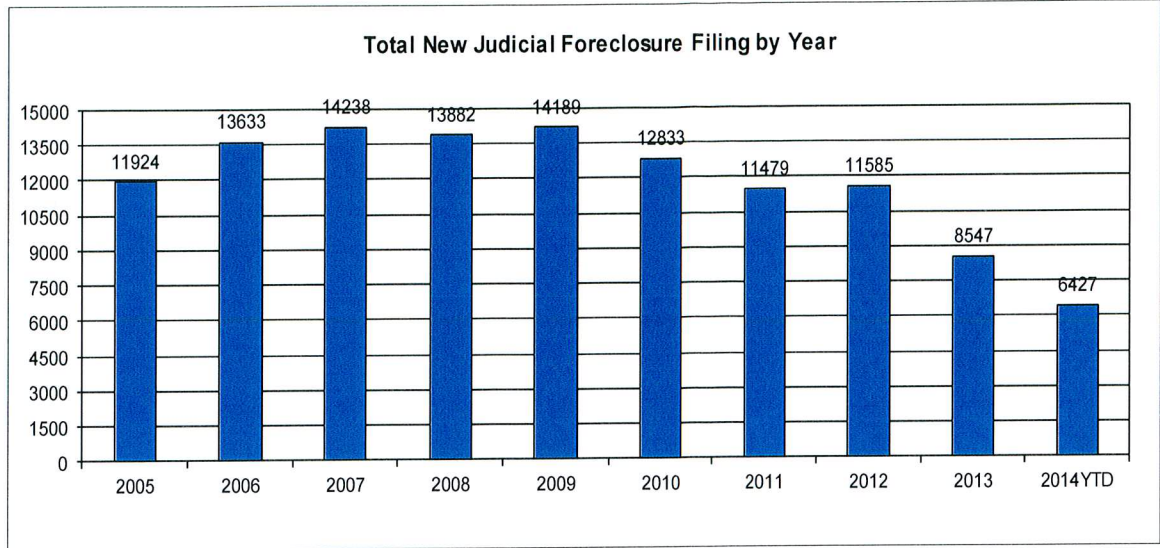
Month	# Filings
Jan-14	74
Feb-14	169
Mar-14	298
Apr-14	135
May-14	115
Jun-14	102
Jul-14	37
Aug-14	31
Sep-14	52
Oct-14	133
Nov-14	194
Dec-14	
Avg	122
Total	1340



CUYAHOGA COUNTY COMMON PLEAS COURT

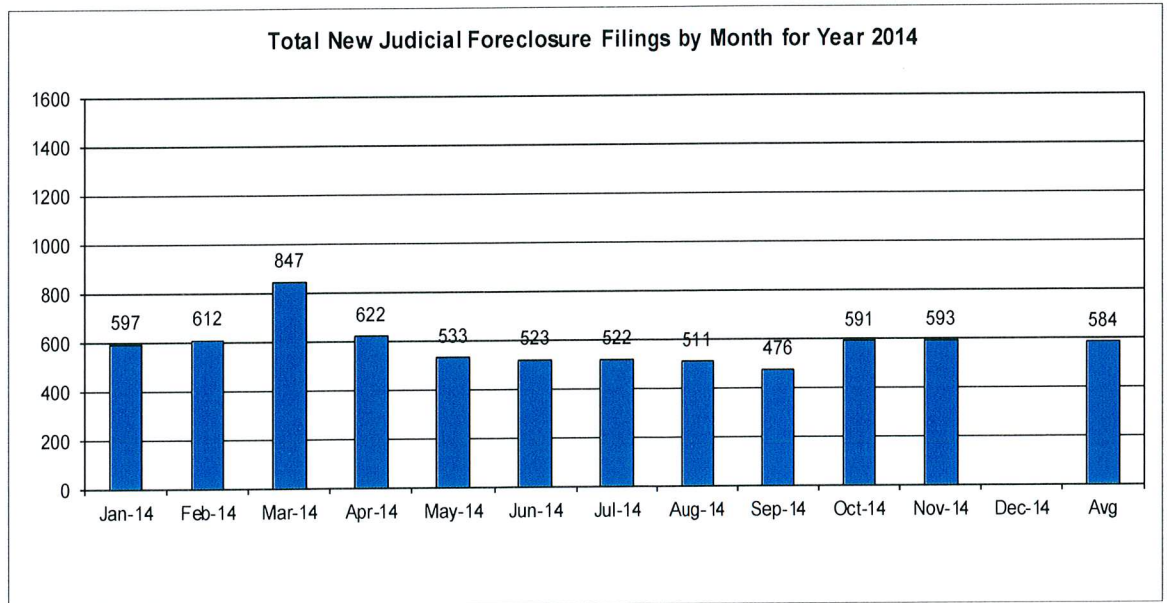
Year	# Filings
2005	11924
2006	13633
2007	14238
2008	13882
2009	14180
2010	12833
2011	11479
2012	11585
2013	8547
2014 YTD	6427

Total New Judicial Foreclosure Filings Years 2005 – 2014 YTD



Total New Judicial Foreclosure Filings by Month for Year 2014 YTD

Month	# Filings
Jan-14	597
Feb-14	612
Mar-14	847
Apr-14	622
May-14	533
Jun-14	523
Jul-14	522
Aug-14	511
Sep-14	476
Oct-14	591
Nov-14	593
Dec-14	
Avg	584



Magistrate's Monthly Reports

The Magistrates' Monthly Report consists of 5 reports. Below is a description of each.

Magistrate's Monthly Supplemental Journal Entry Report (R415)

Retrieves total number of supplemental entries and Decrees of Confirmation of Sheriff's sale created during a specific period. A supplemental entry is any journal created by a magistrate, which does not close out a case. For example, any magistrate's order (MG) setting a hearing, any journal entry (JE) ruling on a motion, journals confirming Sheriff's sales, etc.).

Magistrate's Full Disposition Count by Magistrate Report (R413)

Retrieves total number of cases disposed of during a specific period. The dispositions are grouped by Magistrate and then broken down by the type of disposition (i. e. Default, Dismissed with Prejudice, Dismissed without Prejudice, etc.) This report can be printed three different ways. Including tax cases (Full Dispositions), excluding tax cases (Non-Tax Dispositions), and Tax cases only (Tax Dispositions).

Magistrate's Monthly Cases Referred/Reinstated Report (R418)

Retrieves newly filed cases referred to the Magistrates Dept. and cases previously disposed by the Magistrates Dept. that are reinstated and re-referred to the magistrates. The cases are separated by Tax (filing code 1465; Tax Judicial Foreclosure & 1466; Tax Certificate Judicial Foreclosure) and Non-Tax (1460; Judicial Foreclosure Marsh. Of Lien, 1480; Partition, 1470; Quiet Title, misc. (i. e. 1391; Contract Other, etc.).

Magistrate's Monthly Hearing Totals Report (R3146)

Retrieves total number of hearings held during one month. The hearings are grouped by Magistrate and then broken down by what type hearing was held (i. e. Default, Pretrial, etc.).

Magistrate's Monthly Case Load Report (R3147)

Retrieves individual caseload totals for individual magistrates during a specific period. The cases are grouped by magistrate and then broken down by case type (i. e. tax judicial foreclosure, tax certificate judicial foreclosure and non-tax judicial foreclosure).

CUYAHOGA COUNTY COURT OF COMMON PLEAS

DATE: 12/09/2014
TIME: 10:33 AM

OFFICE OF THE MAGISTRATES
MAGISTRATE'S MONTHLY SUPPLEMENTALS BY CASE
REPORTING PERIOD: NOVEMBER 2014

PAGE: 1
CMSR415D

SUPPLEMENTALS

AUGUSTYN	186
BAKER	308
BUCHA	219
DYKE	219
GAUNTNER	0
GONZALEZ	155
HIPPLEY	203
JACKSON A	247
JACKSON J	252
KLEIN	207
LUCAS	233
OLSZTYN	284
VOZAR	185
WEISS	204
UNACCOUNTED FOR	0

TOTAL 2902

CONFIRMATIONS

TOTAL 30

Full Disposition Count by Magistrate

REPORTING PERIOD: FROM 11/01/2014 TO 11/30/2014

VTE: 12/09/2014

ME: 10:34 AM

MagID	Dispose Type	Tax Cert.	Tax Treas.	Total
KCA				
	Bank	0	0	0
	Def	3	0	13
	Dism	1	0	10
	Ref. Vacate	0	0	0
	Court Trial	0	0	0
	Other	0	0	2
	MAG'S TOTAL	4	0	25
GDB				
	Bank	0	0	0
	Def	4	0	22
	Dism	3	0	17
	Ref. Vacate	0	0	0
	Court Trial	0	0	0
	Other	0	0	4
	MAG'S TOTAL	7	0	43
SMB				
	Bank	1	0	1
	Def	7	0	16
	Dism	0	2	17
	Ref. Vacate	0	0	0
	Court Trial	0	0	0
	Other	2	0	8
	MAG'S TOTAL	10	2	42
JTD				
	Bank	0	0	1
	Def	1	0	4
	Dism	3	0	21
	Ref. Vacate	0	0	0
	Court Trial	0	0	0
	Other	2	0	6
	MAG'S TOTAL	6	0	32
TG				
	Bank	0	1	1
	Def	4	0	13
	Dism	0	0	14
	Ref. Vacate	0	0	0
	Court Trial	0	0	0
	Other	0	0	8
	MAG'S TOTAL	4	1	36
KH				
	Bank	0	0	1
	Def	16	0	50
	Dism	0	0	13
	Ref. Vacate	0	0	0
	Court Trial	0	0	0
	Other	2	0	5
	MAG'S TOTAL	18	0	69
ARJ				
	Bank	0	0	1
	Def	8	0	42
	Dism	1	0	9
	Ref. Vacate	0	0	0
	Court Trial	0	0	1
	Other	1	1	5
	MAG'S TOTAL	10	1	58
JLJ				
	Bank	0	0	3
	Def	11	0	29
	Dism	1	1	18

Decrees	401
Defaults	271
Other	129
Court Trial	1
Dismissals	201
Bankruptcy	20
Ref. Vacated	0
Grand Total	622

DATE: 12/09/2014

TIME: 10:34 AM

MagID	Dispose Type	Tax Cert.	Tax Treas.	Total
	Ref. Vacate	0	0	0
	Court Trial	0	0	0
	Other	4	0	14
	MAG'S TOTAL	16	1	64
<hr/>				
MK				
	Bank	1	0	3
	Def	4	0	21
	Dism	2	1	17
	Ref. Vacate	0	0	0
	Court Trial	0	0	0
	Other	2	0	11
	MAG'S TOTAL	9	1	52
<hr/>				
PL				
	Bank	1	1	2
	Def	6	1	10
	Dism	2	3	15
	Ref. Vacate	0	0	0
	Court Trial	0	0	0
	Other	4	22	28
	MAG'S TOTAL	13	27	55
<hr/>				
CEO				
	Bank	0	0	3
	Def	3	0	18
	Dism	0	0	16
	Ref. Vacate	0	0	0
	Court Trial	0	0	0
	Other	0	1	2
	MAG'S TOTAL	3	1	39
<hr/>				
TJV				
	Bank	0	1	2
	Def	1	0	15
	Dism	2	0	16
	Ref. Vacate	0	0	0
	Court Trial	0	0	0
	Other	1	1	10
	MAG'S TOTAL	4	2	43
<hr/>				
CW				
	Bank	0	1	2
	Def	7	0	18
	Dism	1	7	18
	Ref. Vacate	0	0	0
	Court Trial	0	0	0
	Other	0	26	26
	MAG'S TOTAL	8	34	64

CUYAHOGA COUNTY COURT OF COMMON PLEAS

DATE: 12/09/2014
 TIME: 10:34 AM

OFFICE OF THE MAGISTRATES
 MAGISTRATE'S MONTHLY REF/REIN CASES
 FROM 11/01/2014 TO 11/30/2014

CMSR418

MAGISTRATE	NEW REFERRALS				REINSTATED			
	Tax Treas.	Tax Cert.	Non-Tax	Total	Tax Treas.	Tax Cert.	Non-Tax	Total
<u>AUGUSTYN/KEVIN/C</u>	0	5	27	32	0	0	3	3
<u>BAKER/GAIL/D</u>	2	9	32	43	0	0	1	1
<u>BUCHA/STEPHEN/M</u>	1	10	15	26	0	2	1	3
<u>DYKE/JOHN/T</u>	3	17	37	57	0	0	0	0
<u>GONZALEZ/TRACEY/</u>	3	16	33	52	0	0	0	0
<u>HIPPLEY/KEVIN/</u>	2	14	36	52	0	1	4	5
<u>JACKSON A/AMY/R</u>	3	14	22	39	0	0	5	5
<u>JACKSON J/JIM/L</u>	2	11	32	45	0	0	1	1
<u>KLEIN/MONICA/</u>	3	15	33	51	0	0	0	0
<u>LUCAS/PAUL/</u>	6	10	29	45	1	0	1	2
<u>OLSZTYN/CHRISTOPHER/E</u>	1	14	29	44	0	0	1	1
<u>VOZAR/THOMAS/J</u>	4	13	39	56	0	0	0	0
<u>WEISS/CAROL/</u>	1	15	34	50	0	0	0	0
<u>TOTAL</u>	31	163	398	592	1	3	17	21
<u>COMBINED TOTAL</u>	613							

CUYAHOGA COUNTY COURT OF COMMON PLEAS

OFFICE OF THE MAGISTRATES

MAG MONTHLY HEARING TOTALS

Reporting Period: November 2014

DATE: 12/09/2014
TIME: 10:34 AM

PAGE: 1
CMSR3146

Monthly Hearing Total 590

AUGUSTYN	
Default Hearings	21
Tax Hearings	2
Pretrials	5
<hr/>	
TOTAL:	28
BAKER	
Default Hearings	83
Tax Hearings	0
Pretrials	0
<hr/>	
TOTAL:	83
BUCHA	
Default Hearings	23
Tax Hearings	0
Pretrials	15
<hr/>	
TOTAL:	38
DYKE	
Default Hearings	35
Tax Hearings	5
Pretrials	9
<hr/>	
TOTAL:	49
GONZALEZ	
Default Hearings	28
Tax Hearings	0
Pretrials	8
<hr/>	
TOTAL:	36
HIPPLEY	
Default Hearings	35
Tax Hearings	1
Pretrials	8
<hr/>	
TOTAL:	44
JACKSON A	
Default Hearings	30
Tax Hearings	1
Pretrials	8
<hr/>	
TOTAL:	39
JACKSON J	
Default Hearings	30
Tax Hearings	0
Pretrials	17
<hr/>	
TOTAL:	47
KLEIN	
Default Hearings	22
Tax Hearings	1
Pretrials	3
<hr/>	
TOTAL:	26
LUCAS	
Default Hearings	15
Tax Hearings	51
Pretrials	8
<hr/>	

DATE: 12/09/2014
TIME: 10:34 AM

TOTAL:	74
OLSZTYN	
Default Hearings	24
Tax Hearings	0
Pretrials	4
<hr/>	
TOTAL:	28
VOZAR	
Default Hearings	21
Tax Hearings	2
Pretrials	19
<hr/>	
TOTAL:	42
WEISS	
Default Hearings	20
Tax Hearings	30
Pretrials	6
<hr/>	
TOTAL:	56

CUYAHOGA COUNTY COURT OF COMMON PLEAS

DATE: 12/09/2014
 TIME: 10:35 AM

Office of the Magistrates
 Magistrate's Monthly Case Load
 MONTH: NOVEMBER 2014

PAGE: 1
 CMSR3147

Magistrate Name	Non Tax Total	Tax Cert.	Tax Treas.	Total Tax	Total Cases
AUGUSTYN	144	13	12	25	169
BAKER	319	54	28	82	401
BUCHA	181	29	10	39	220
DYKE	210	38	18	56	266
GONZALEZ	289	54	26	80	369
HIPPLEY	362	63	23	86	448
JACKSON A	230	56	35	91	321
JACKSON J	315	50	22	72	387
KLEIN	208	35	14	49	257
LUCAS	279	93	231	324	603
OLSZTYN	182	33	13	46	228
VOZAR	324	77	21	98	422
WEISS	213	50	163	213	426
Non Tax Total:	3256	Cert.Tax Total: 645	Tax Treas. Total: 616	Total Tax: 1261	Total Cases: 4517

Report CMSR1062 - Judicial Foreclosure Statistics by Judge

Report CMSR1062 provides a list of judicial foreclosure case activity for each Judge. The report identifies how many cases were pending at the beginning of the period. The new cases filed and cases that were transferred in or reactivated are added to the number pending at the beginning of the period. It then shows the type and number of terminations for the period. The total terminations are subtracted from the total pending which provides the pending at the end of the period.

CUYAHOGA COUNTY COURT OF COMMON PLEAS

DATE: 12/09/2014
TIME: 10:27 AM

Foreclosure Statistics by Judge
Reporting Period: November 2014

PAGE: 1
CMSR1062

Judge							
AMBROSE, DICK							
	Pending at Beg of Period		New Cases Filed	Cases Transferred In / Reactivated			Total
	106		18	8			132
Terminations							
	Bankruptcy	Default	RefVacated	Court Trial	Dismiss	Other	Total
	1	11	0	0	3	6	21
Total Pending at End of Period							111
ASTRAB, MICHAEL							
	Pending at Beg of Period		New Cases Filed	Cases Transferred In / Reactivated			Total
	142		21	7			170
Terminations							
	Bankruptcy	Default	RefVacated	Court Trial	Dismiss	Other	Total
	0	9	0	0	4	6	19
Total Pending at End of Period							151
BARKER, PAMELA A							
	Pending at Beg of Period		New Cases Filed	Cases Transferred In / Reactivated			Total
	179		13	4			196
Terminations							
	Bankruptcy	Default	RefVacated	Court Trial	Dismiss	Other	Total
	0	5	0	0	8	9	22
Total Pending at End of Period							174
BURNSIDE, JANET R							
	Pending at Beg of Period		New Cases Filed	Cases Transferred In / Reactivated			Total
	149		18	7			174
Terminations							
	Bankruptcy	Default	RefVacated	Court Trial	Dismiss	Other	Total
	0	14	0	1	4	9	28
Total Pending at End of Period							146
CALABRESE, DEENA R							
	Pending at Beg of Period		New Cases Filed	Cases Transferred In / Reactivated			Total
	127		18	8			153
Terminations							
	Bankruptcy	Default	RefVacated	Court Trial	Dismiss	Other	Total
	1	10	0	0	1	10	22
Total Pending at End of Period							131
CLANCY, MAUREEN							
	Pending at Beg of Period		New Cases Filed	Cases Transferred In / Reactivated			Total
	139		23	3			165
Terminations							
	Bankruptcy	Default	RefVacated	Court Trial	Dismiss	Other	Total
	1	3	0	0	6	6	16
Total Pending at End of Period							149
COLLIER-WILLIAMS, CASSANDRA							
	Pending at Beg of Period		New Cases Filed	Cases Transferred In / Reactivated			Total
	154		11	4			169
Terminations							
	Bankruptcy	Default	RefVacated	Court Trial	Dismiss	Other	Total
	0	10	0	0	8	8	26
Total Pending at End of Period							143
CORRIGAN, BRIAN J							

CUYAHOGA COUNTY COURT OF COMMON PLEAS

DATE: 12/09/2014
TIME: 10:27 AM

Foreclosure Statistics by Judge
Reporting Period: November 2014

PAGE: 2
CMSR1062

Judge							
	Pending at Beg of Period		New Cases Filed	Cases Transferred In / Reactivated			Total
	148		19	3			170
Terminations	Bankruptcy	Default	RefVacated	Court Trial	Dismiss	Other	Total
	0	4	0	0	3	5	12
Total Pending at End of Period							158
CORRIGAN, PETER J							
	Pending at Beg of Period		New Cases Filed	Cases Transferred In / Reactivated			Total
	114		19	8			141
Terminations	Bankruptcy	Default	RefVacated	Court Trial	Dismiss	Other	Total
	2	4	0	0	7	6	19
Total Pending at End of Period							122
DONNELLY, MICHAEL P							
	Pending at Beg of Period		New Cases Filed	Cases Transferred In / Reactivated			Total
	164		19	6			189
Terminations	Bankruptcy	Default	RefVacated	Court Trial	Dismiss	Other	Total
	0	12	0	0	3	9	24
Total Pending at End of Period							165
FRIEDLAND, CAROLYN B							
	Pending at Beg of Period		New Cases Filed	Cases Transferred In / Reactivated			Total
	119		25	5			149
Terminations	Bankruptcy	Default	RefVacated	Court Trial	Dismiss	Other	Total
	2	1	0	0	10	3	16
Total Pending at End of Period							133
FRIEDMAN, STUART A							
	Pending at Beg of Period		New Cases Filed	Cases Transferred In / Reactivated			Total
	194		16	7			217
Terminations	Bankruptcy	Default	RefVacated	Court Trial	Dismiss	Other	Total
	0	21	0	0	7	5	33
Total Pending at End of Period							184
FUERST, NANCY A							
	Pending at Beg of Period		New Cases Filed	Cases Transferred In / Reactivated			Total
	104		15	3			122
Terminations	Bankruptcy	Default	RefVacated	Court Trial	Dismiss	Other	Total
	1	0	0	0	3	3	7
Total Pending at End of Period							115
GALL, STEVEN E							
	Pending at Beg of Period		New Cases Filed	Cases Transferred In / Reactivated			Total
	136		18	5			159
Terminations	Bankruptcy	Default	RefVacated	Court Trial	Dismiss	Other	Total
	2	7	0	0	4	7	20
Total Pending at End of Period							139
GALLAGHER, HOLLIE L							

CUYAHOGA COUNTY COURT OF COMMON PLEAS

DATE: 12/09/2014
TIME: 10:27 AM

Foreclosure Statistics by Judge
Reporting Period: November 2014

PAGE: 3
CMSR1062

Judge							
	Pending at Beg of Period		New Cases Filed	Cases Transferred In / Reactivated			Total
	99		16	5			120
Terminations	Bankruptcy	Default	RefVacated	Court Trial	Dismiss	Other	Total
	1	3	0	0	7	7	18
Total Pending at End of Period							102
GAUL, DANIEL							
	Pending at Beg of Period		New Cases Filed	Cases Transferred In / Reactivated			Total
	215		19	9			243
Terminations	Bankruptcy	Default	RefVacated	Court Trial	Dismiss	Other	Total
	0	12	0	0	10	12	34
Total Pending at End of Period							209
JACKSON, MICHAEL E							
	Pending at Beg of Period		New Cases Filed	Cases Transferred In / Reactivated			Total
	141		17	6			164
Terminations	Bankruptcy	Default	RefVacated	Court Trial	Dismiss	Other	Total
	0	7	0	0	6	11	24
Total Pending at End of Period							140
MASON, LANCE T							
	Pending at Beg of Period		New Cases Filed	Cases Transferred In / Reactivated			Total
	174		20	2			196
Terminations	Bankruptcy	Default	RefVacated	Court Trial	Dismiss	Other	Total
	3	8	0	0	4	10	25
Total Pending at End of Period							171
MATIA, DAVID T							
	Pending at Beg of Period		New Cases Filed	Cases Transferred In / Reactivated			Total
	175		21	4			200
Terminations	Bankruptcy	Default	RefVacated	Court Trial	Dismiss	Other	Total
	0	9	0	0	6	7	22
Total Pending at End of Period							178
MCCLELLAND, ROBERT C							
	Pending at Beg of Period		New Cases Filed	Cases Transferred In / Reactivated			Total
	106		18	8			132
Terminations	Bankruptcy	Default	RefVacated	Court Trial	Dismiss	Other	Total
	0	4	0	0	6	5	15
Total Pending at End of Period							117
MCCORMICK, TIMOTHY							
	Pending at Beg of Period		New Cases Filed	Cases Transferred In / Reactivated			Total
	106		23	4			133
Terminations	Bankruptcy	Default	RefVacated	Court Trial	Dismiss	Other	Total
	0	9	0	0	4	5	18
Total Pending at End of Period							115
MCDONNELL, NANCY R							

CUYAHOGA COUNTY COURT OF COMMON PLEAS

DATE: 12/09/2014
TIME: 10:27 AM

Foreclosure Statistics by Judge
Reporting Period: November 2014

PAGE: 4
CMSR1062

Judge								
	Pending at Beg of Period	New Cases Filed		Cases Transferred In / Reactivated			Total	
	155		17		7		179	
Terminations		Bankruptcy	Default	RefVacated	Court Trial	Dismiss	Other	Total
		0	13	0	0	4	5	22
					Total Pending at End of Period			157
MCMONAGLE, RICHARD J								
	131		15		1		147	
Terminations		Bankruptcy	Default	RefVacated	Court Trial	Dismiss	Other	Total
		1	0	0	0	4	3	8
					Total Pending at End of Period			139
O'DONNELL, JOHN P								
	113		9		4		126	
Terminations		Bankruptcy	Default	RefVacated	Court Trial	Dismiss	Other	Total
		1	5	0	0	1	7	14
					Total Pending at End of Period			112
RUSSO, JOHN J								
	70		9		6		85	
Terminations		Bankruptcy	Default	RefVacated	Court Trial	Dismiss	Other	Total
		0	2	0	0	8	3	13
					Total Pending at End of Period			72
RUSSO, JOSEPH D								
	121		9		2		132	
Terminations		Bankruptcy	Default	RefVacated	Court Trial	Dismiss	Other	Total
		0	14	0	0	2	9	25
					Total Pending at End of Period			107
RUSSO, MICHAEL J								
	159		13		4		176	
Terminations		Bankruptcy	Default	RefVacated	Court Trial	Dismiss	Other	Total
		1	16	0	0	7	5	29
					Total Pending at End of Period			147
RUSSO, NANCY MARGARET								
	74		22		6		102	
Terminations		Bankruptcy	Default	RefVacated	Court Trial	Dismiss	Other	Total
		0	3	0	0	4	6	13
					Total Pending at End of Period			89

SAFFOLD, SHIRLEY STRICKLAND

CUYAHOGA COUNTY COURT OF COMMON PLEAS

DATE: 12/09/2014
TIME: 10:27 AM

Foreclosure Statistics by Judge
Reporting Period: November 2014

PAGE: 5
CMSR1062

Judge							
	Pending at Beg of Period		New Cases Filed	Cases Transferred In / Reactivated			Total
	155		19	4			178
Terminations	Bankruptcy	Default	RefVacated	Court Trial	Dismiss	Other	Total
	1	5	0	0	9	10	25
	Total Pending at End of Period						153
SHEEHAN, BRENDAN J							
	Pending at Beg of Period		New Cases Filed	Cases Transferred In / Reactivated			Total
	110		17	7			134
Terminations	Bankruptcy	Default	RefVacated	Court Trial	Dismiss	Other	Total
	1	10	0	0	12	14	37
	Total Pending at End of Period						97
SUTULA, JOHN D							
	Pending at Beg of Period		New Cases Filed	Cases Transferred In / Reactivated			Total
	177		17	14			208
Terminations	Bankruptcy	Default	RefVacated	Court Trial	Dismiss	Other	Total
	1	18	0	0	4	7	30
	Total Pending at End of Period						178
SUTULA, KATHLEEN ANN							
	Pending at Beg of Period		New Cases Filed	Cases Transferred In / Reactivated			Total
	122		17	4			143
Terminations	Bankruptcy	Default	RefVacated	Court Trial	Dismiss	Other	Total
	0	2	0	0	7	13	22
	Total Pending at End of Period						121
SYNENBERG, JOAN							
	Pending at Beg of Period		New Cases Filed	Cases Transferred In / Reactivated			Total
	144		17	12			173
Terminations	Bankruptcy	Default	RefVacated	Court Trial	Dismiss	Other	Total
	0	9	0	0	8	15	32
	Total Pending at End of Period						141
VILLANUEVA, JOSE A							
	Pending at Beg of Period		New Cases Filed	Cases Transferred In / Reactivated			Total
	164		17	3			184
Terminations	Bankruptcy	Default	RefVacated	Court Trial	Dismiss	Other	Total
	0	12	0	0	7	5	24
	Total Pending at End of Period						160

Monthly Summary

MONTHLY SUMMARY

November 2014

NAME	PEND	ASSIGNED			TRIALS						DISP	PENDING				+ -
		CV	CR	TOT	JURY			COURT				CV	FR	CR	TOT	
					CV	CR	TOT	CV	CR	TOT		CV	FR	CR	TOT	
Dick Ambrose	474	51	23	74	0	0	0	0	0	0	88	214	111	135	460	+ 14
Michael K. Astrab	478	57	34	91	0	0	0	0	0	0	76	184	150	159	493	- 15
Pamela A. Barker	484	47	30	77	1	1	2	0	0	0	77	205	173	106	484	0
Janet R. Burnside	449	47	24	71	0	0	0	2	0	2	69	204	146	101	451	- 2
Deena R. Calabrese	434	55	29	84	0	0	0	0	1	1	77	209	130	102	441	- 7
Maureen Clancy	384	48	24	72	0	1	1	1	0	1	53	176	149	78	403	- 19
Cassandra Collier-Willia	474	51	29	80	0	0	0	0	1	1	82	177	141	154	472	+ 2
Brian J. Corrigan	543	49	49	98	0	1	1	0	0	0	63	266	156	156	578	- 35
Peter J. Corrigan	444	54	27	81	1	2	3	2	0	2	57	207	120	141	468	- 24
Michael P. Donnelly	421	49	17	66	0	1	1	0	1	1	67	183	165	72	420	+ 1
Carolyn B. Friedland	453	49	25	74	0	0	0	0	1	1	59	201	132	135	468	- 15
Stuart A. Friedman	545	54	27	81	0	0	0	0	2	2	94	204	183	145	532	+ 13
Nancy A. Fuerst	365	56	26	82	1	0	1	0	1	1	54	202	115	76	393	- 28
Steven E. Gall	486	49	41	90	0	1	1	0	1	1	88	191	137	160	488	- 2
Hollie L. Gallagher	368	49	17	66	0	1	1	0	0	0	64	204	102	64	370	- 2
Daniel Gaul	655	52	32	84	0	2	2	0	0	0	105	288	208	138	634	+ 21
Michael E Jackson	515	51	34	85	0	1	1	0	0	0	70	215	139	176	530	- 15
Lance T. Mason	441	47	37	84	0	0	0	1	1	2	73	159	170	123	452	- 11
David T. Matia	476	49	30	79	0	0	0	0	0	0	72	182	178	123	483	- 7
Robert C. McClelland	515	54	30	84	0	1	1	0	0	0	64	252	117	166	535	- 20
Timothy McCormick	429	48	28	76	1	3	4	1	0	1	83	209	114	99	422	+ 7
Nancy R. McDonnell	431	52	24	76	0	2	2	0	0	0	79	195	156	77	428	+ 3
Richard J. McMonagle	497	66	36	102	0	0	0	1	0	1	52	297	139	111	547	- 50
John P. O'Donnell	548	64	33	97	0	0	0	0	0	0	67	319	112	147	578	- 30
John J. Russo	178	29	2	31	0	0	0	0	0	0	29	96	72	12	180	- 2
Joseph D. Russo	477	59	30	89	0	0	0	0	2	2	89	249	105	123	477	0
Michael J. Russo	395	49	31	80	0	1	1	0	0	0	76	164	147	88	399	- 4
Nancy Margaret Russo	271	55	31	86	0	0	0	0	0	0	73	113	89	82	284	- 13
Shirley Strickland Saffold	500	49	23	72	0	1	1	0	0	0	97	202	153	120	475	+ 25
Brendan J. Sheehan	335	52	28	80	1	0	1	0	0	0	89	144	97	85	326	+ 9
John D. Sutula	553	56	34	90	0	1	1	0	0	0	89	245	177	132	554	- 1
Kathleen Ann Sutula	390	51	33	84	0	7	7	0	0	0	103	152	121	98	371	+ 19
Joan Synenberg	391	56	17	73	0	0	0	0	0	0	85	172	138	69	379	+ 12
José A. Villanueva	539	50	20	70	0	1	1	0	0	0	69	268	160	112	540	- 1
TOTALS	15338	1754	955	2709	5	28	33	8	11	19	2532	6948	4702	3865	15515	- 177

Year to Date Summary

SUMMARY FOR THE COURT

January - November 2014

NAME	PEND	ASSIGNED			TRIALS						DISP	PENDING				+ -
		CV	CR	TOT	JURY			COURT				CV	FR	CR	TOT	
					CV	CR	TOT	CV	CR	TOT		CV	FR	CR	TOT	
Dick Ambrose	529	644	432	1076	3	11	14	3	6	9	1145	214	111	135	460	+ 69
Michael K. Astrab	510	648	352	1000	1	3	4	0	1	1	1017	184	150	159	493	+ 17
Pamela A. Barker	535	640	351	991	2	2	4	0	3	3	1042	205	173	106	484	+ 51
Janet R. Burnside	538	634	366	1000	1	13	14	7	3	10	1087	204	146	101	451	+ 87
Deena R. Calabrese	503	672	333	1005	0	3	3	2	2	4	1067	209	130	102	441	+ 62
Maureen Clancy	447	635	330	965	2	8	10	1	3	4	1009	176	149	78	403	+ 44
Cassandra Collier-Willia	489	628	402	1030	2	5	7	0	4	4	1047	177	141	154	472	+ 17
Brian J. Corrigan	577	627	390	1017	3	4	7	0	6	6	1016	266	156	156	578	- 1
Peter J. Corrigan	553	631	342	973	5	6	11	6	0	6	1058	207	120	141	468	+ 85
Michael P. Donnelly	523	632	267	899	4	7	11	1	5	6	1002	183	165	72	420	+ 103
Carolyn B. Friedland	562	646	376	1022	2	1	3	0	7	7	1116	201	132	135	468	+ 94
Stuart A. Friedman	565	652	400	1052	2	1	3	0	6	6	1085	204	183	145	532	+ 33
Nancy A. Fuerst	241	598	296	894	1	3	4	2	2	4	742	202	115	76	393	- 152
Steven E. Gall	465	648	442	1090	3	11	14	1	3	4	1067	191	137	160	488	- 23
Hollie L. Gallagher	428	613	246	859	2	6	8	0	2	2	917	204	102	64	370	+ 58
Daniel Gaul	621	640	419	1059	0	7	7	0	1	1	1046	288	208	138	634	- 13
Michael E Jackson	550	655	444	1099	5	3	8	1	3	4	1119	215	139	176	530	+ 20
Lance T. Mason	534	638	370	1008	2	2	4	1	3	4	1090	159	170	123	452	+ 82
David T. Matia	507	656	415	1071	2	5	7	0	2	2	1095	182	178	123	483	+ 24
Robert C. McClelland	568	623	463	1086	2	5	7	1	4	5	1119	252	117	166	535	+ 33
Timothy McCormick	484	607	390	997	7	18	25	2	5	7	1059	209	114	99	422	+ 62
Nancy R. McDonnell	443	646	330	976	0	7	7	0	3	3	991	195	156	77	428	+ 15
Richard J. McMonagle	542	577	341	918	1	2	3	2	3	5	913	297	139	111	547	- 5
John P. O'Donnell	466	605	361	966	2	6	8	5	1	6	854	319	112	147	578	- 112
John J. Russo	441	299	73	372	2	3	5	0	1	1	633	96	72	12	180	+ 261
Joseph D. Russo	533	647	341	988	2	2	4	0	3	3	1044	249	105	123	477	+ 56
Michael J. Russo	476	639	335	974	7	9	16	2	1	3	1051	164	147	88	399	+ 77
Nancy Margaret Russo	325	648	345	993	0	5	5	0	5	5	1034	113	89	82	284	+ 41
Shirley Strickland Saffold	537	665	411	1076	1	3	4	0	0	0	1138	202	153	120	475	+ 62
Brendan J. Sheehan	360	629	363	992	3	12	15	0	4	4	1026	144	97	85	326	+ 34
John D. Sutula	572	640	381	1021	3	3	6	2	2	4	1039	245	177	132	554	+ 18
Kathleen Ann Sutula	437	675	376	1051	2	18	20	0	2	2	1117	152	121	98	371	+ 66
Joan Synenberg	443	664	302	966	2	2	4	1	3	4	1030	172	138	69	379	+ 64
José A. Villanueva	617	621	308	929	4	5	9	3	7	10	1006	268	160	112	540	+ 77
TOTALS	16921	21322	12093	33415	80	201	281	43	106	149	34821	6948	4702	3865	15515	+ 1406

Corrections/Adjustments

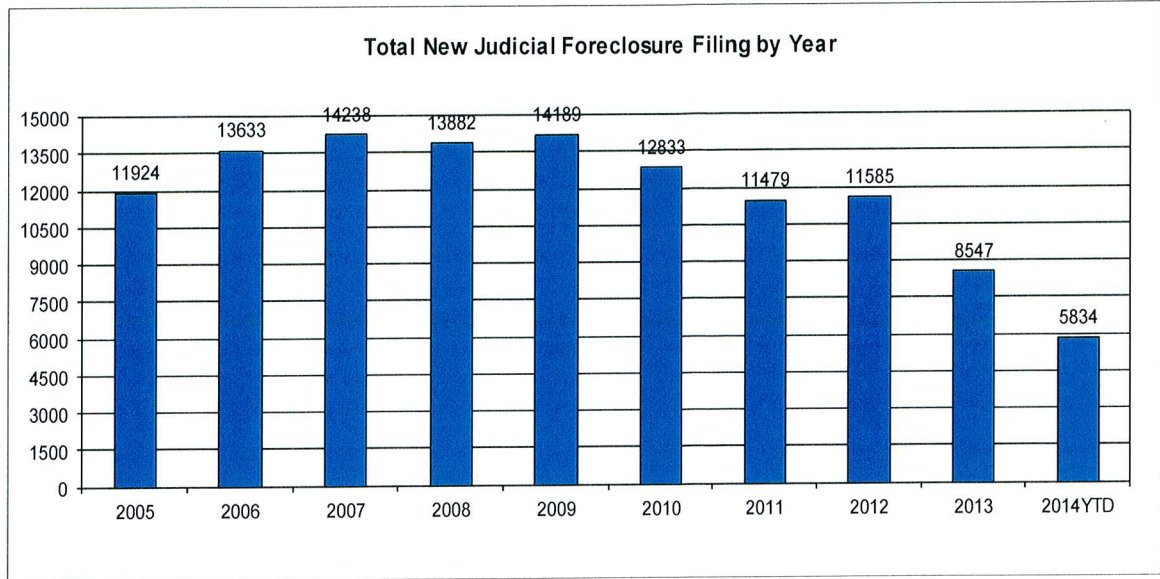
Corrections & Adjustments

There was a minor error in the October stats for the Total New Judicial Foreclosure Filings by Month for Year 2014 YTD. The report showed an Average total of 648 when it should have been 583. The corrected chart is shown on the next page. The Average total calculation has been corrected and the average represented in the November report is accurate.

CUYAHOGA COUNTY COMMON PLEAS COURT

Total New Judicial Foreclosure Filings Years 2005 – 2014 YTD

Year	# Filings
2005	11924
2006	13633
2007	14238
2008	13882
2009	14189
2010	12833
2011	11479
2012	11585
2013	8547
2014 YTD	5834



Total New Judicial Foreclosure Filings by Month for Year 2014 YTD

Month	# Filings
Jan-14	597
Feb-14	612
Mar-14	847
Apr-14	622
May-14	533
Jun-14	523
Jul-14	522
Aug-14	511
Sep-14	476
Oct-14	591
Nov-14	
Dec-14	
Avg	583

