



***Statistics Report
March 2015***

***John J. Russo
Administrative and Presiding Judge***

TABLE OF CONTENTS

Criminal Statistics

Newly Filed, Re-Activated and Transferred in Cases _____	4
Yearly Criminal Terminations _____	5
Pending Criminal Cases End of Period _____	6
Clearance Rate _____	7
Arrest to Disposition Timeline _____	8
Average Arrest to Disposition Timeline (Jail Cases) _____	9
Average Arrest to Disposition Timeline (Non-Jail Cases) _____	10
Average Arrest to Disposition Timeline (Jail and Non-Jail Cases) _____	11
Yearly Average Arrest to Disposition Timeline _____	12
Indictments and Informations Filed With the Clerk of Courts _____	13
Bail Case Arraignment Activity _____	14
Overall Arraignment Statistics _____	15

Foreclosure Statistics

Total Pending Judicial Foreclosure Cases Referred to Magistrates _____	17
Total Pending Tax Lien & Certificate Cases Referred to Magistrates _____	18
Percentage of Pending Judicial Foreclosure Cases By Filing Year _____	19
Judicial Foreclosure Clearance Rate Year 2015 _____	20
Avg. Number of Days to Disp. (Excl. Bank. Stays & Tax Lien & Tax Cert.) _____	21
Avg. Number of Days to Disp. (Excl. Bank. Stays & Incl. Tax Lien & Tax Cert.) _____	22
Total New Judicial Foreclosure Filings _____	23
New Marsh of Lien/Quiet Title/Partition Case Filings for Years 2005 – 2015 YTD _____	24
New Marsh of Lien/Quiet Title/Partition Case Filings by month for 2015 YTD _____	24
New Tax Lien & Certificate Filings for Years 2005 – 2015 YTD _____	25
New Tax Lien & Certificate Filings by Month for Year 2015 YTD _____	25
Total New Judicial Foreclosure Filings Years 2005 – 2015 YTD _____	26
Total New Judicial Foreclosure Filings by Month for Year 2015 YTD _____	26
Magistrate’s Monthly Reports _____	27
Report CMSR1062 - Judicial Foreclosure Statistics by Judge _____	35
Monthly Summary _____	41
Year to Date Summary _____	43
Corrections/Adjustments _____	45

Criminal Case Statistics

CUYAHOGA COUNTY COMMON PLEAS COURT

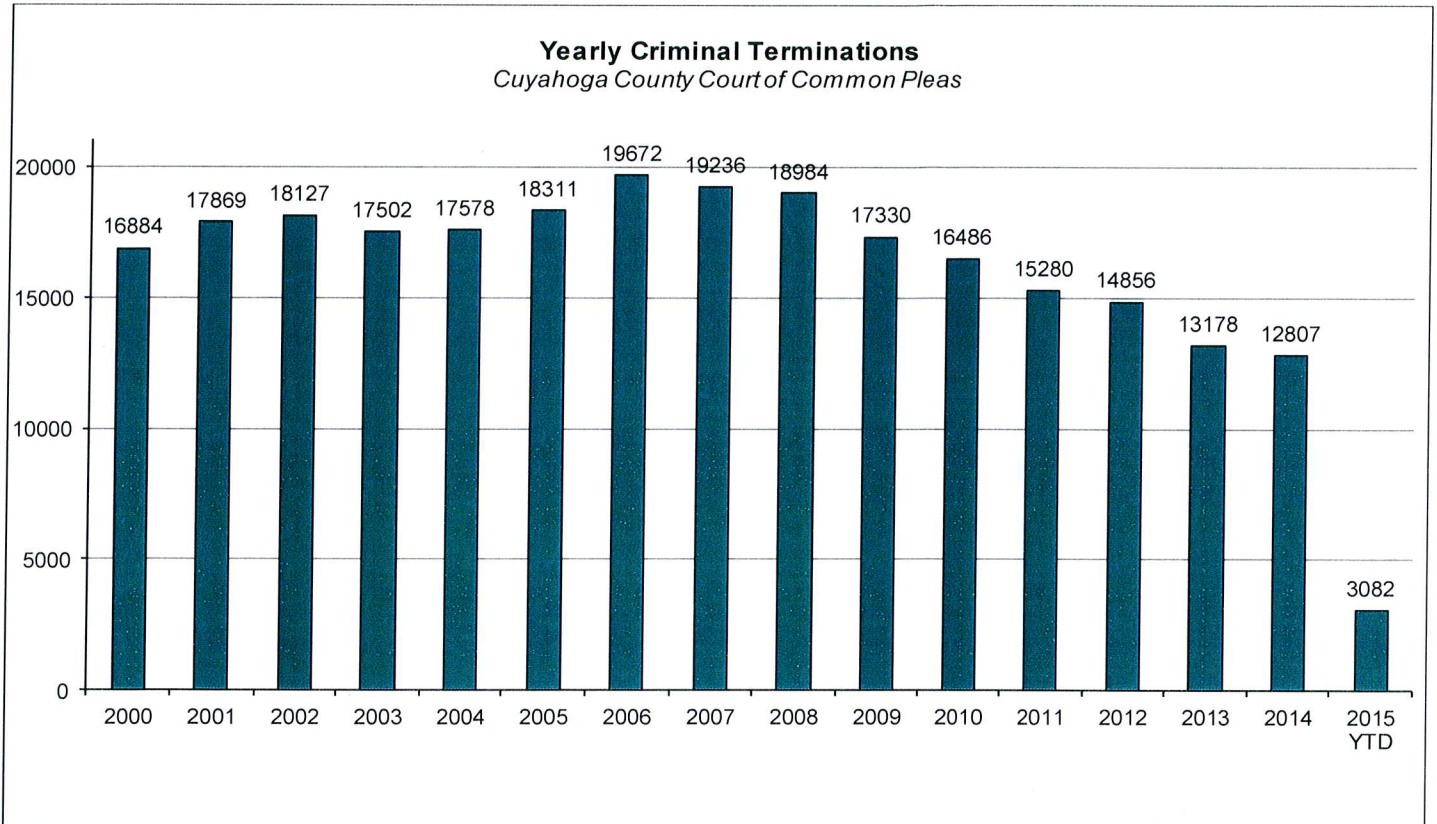
Newly Filed, Re-Activated and Transferred in Cases

The following chart is a representation of all filed cases in Cuyahoga County Court of Common Pleas from 2000 – March 2015. Newly filed cases are defined as having been arraigned and assigned to a Judge. Re-activated cases are defined as cases where a defendant was unavailable for trial and has now become ready to proceed. Transferred cases are defined as cases moved from one judge's docket to another. This could be due to re-assignment to a Mental Health Judge or after additional information indicates that by Court rule, the case should have been assigned to another Judge.



Yearly Criminal Terminations

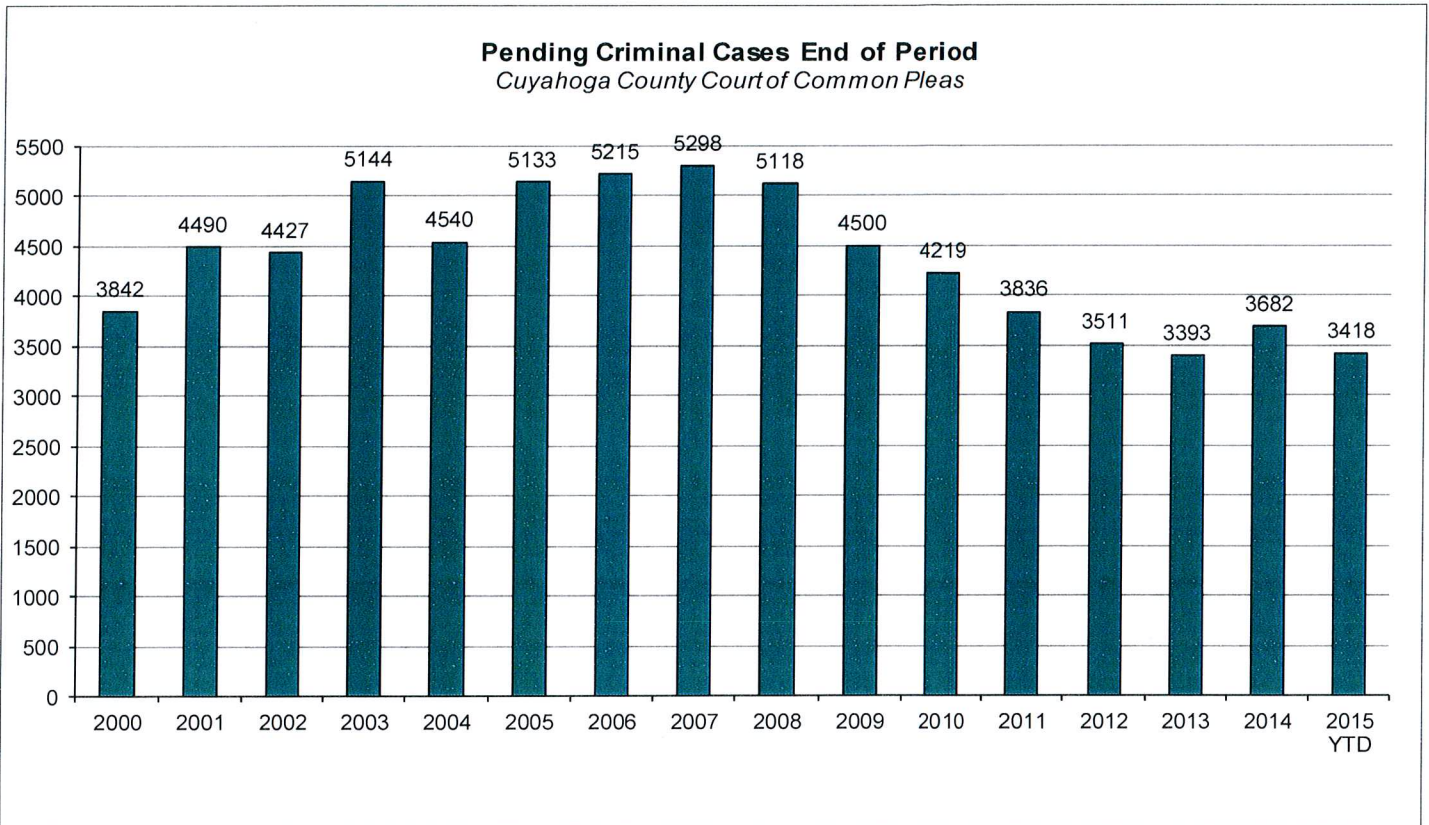
The following chart represents cases that have been terminated by the court from 2000 – March 2015. These cases have been terminated either by trial; plea, dismissal or a defendant is unavailable for trial or sentencing.



CUYAHOGA COUNTY COMMON PLEAS COURT

Pending Criminal Cases End of Period

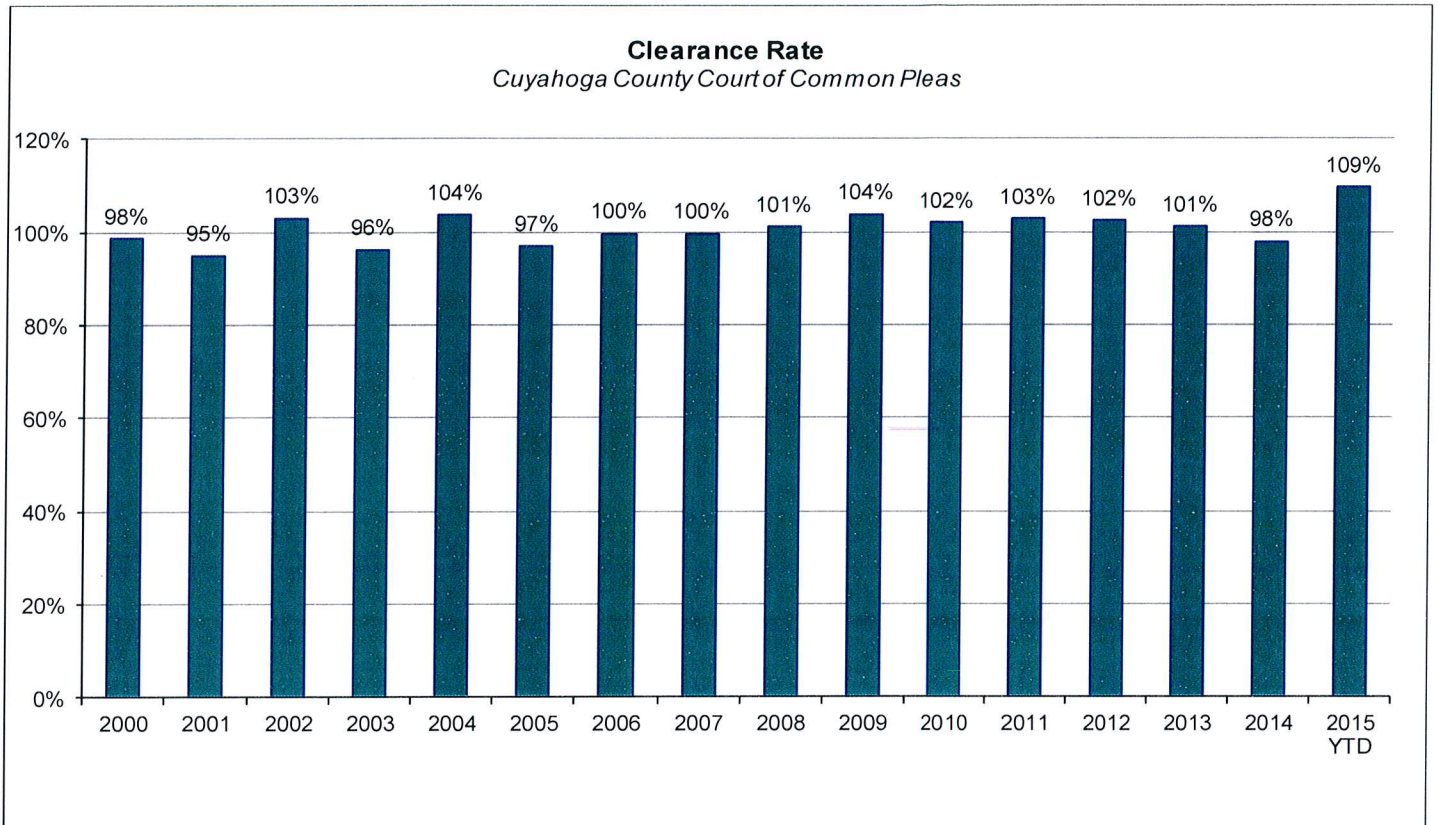
The following chart represents the total number of cases pending at the end of the reporting period from 2000 – March 2015. Pending criminal cases at the end of the period is determined by adding the total number of pending cases at the beginning of the reporting period, and all newly filed, re-activated and transferred in cases. The total number of cases terminated in the period is subtracted from the sum total pending at the beginning of the period to give the value pending at the end of the period.



CUYAHOGA COUNTY COMMON PLEAS COURT

Clearance Rate

The Clearance Rate is the total number of outgoing cases as a percentage of the number of incoming cases. Clearance rate measures whether the court is keeping up with its incoming caseload. If cases are not disposed in a timely manner, a backlog of cases awaiting disposition will grow. A Clearance Rate of 100% indicates that at least as many cases have been filed, reopened, or reactivated in a period have been disposed.



Arrest to Disposition Timeline

Arrest to disposition timeline is a method to measure how felony cases flow through the Cuyahoga County Criminal Justice System. By capturing how long a case takes to move from stage to stage, we can examine where problems may exist and where potential improvements in case processing can be made.

The source data was extracted from the Cuyahoga County Court of Common Pleas Case Management System. The overall population of sample data was based on cases terminated in a given month excluding cases that have gone through diversion programs. A case is defined as a defendant and all charges involved in a single incident. The period for the extracted data is from March 2015.

The stages examined were:

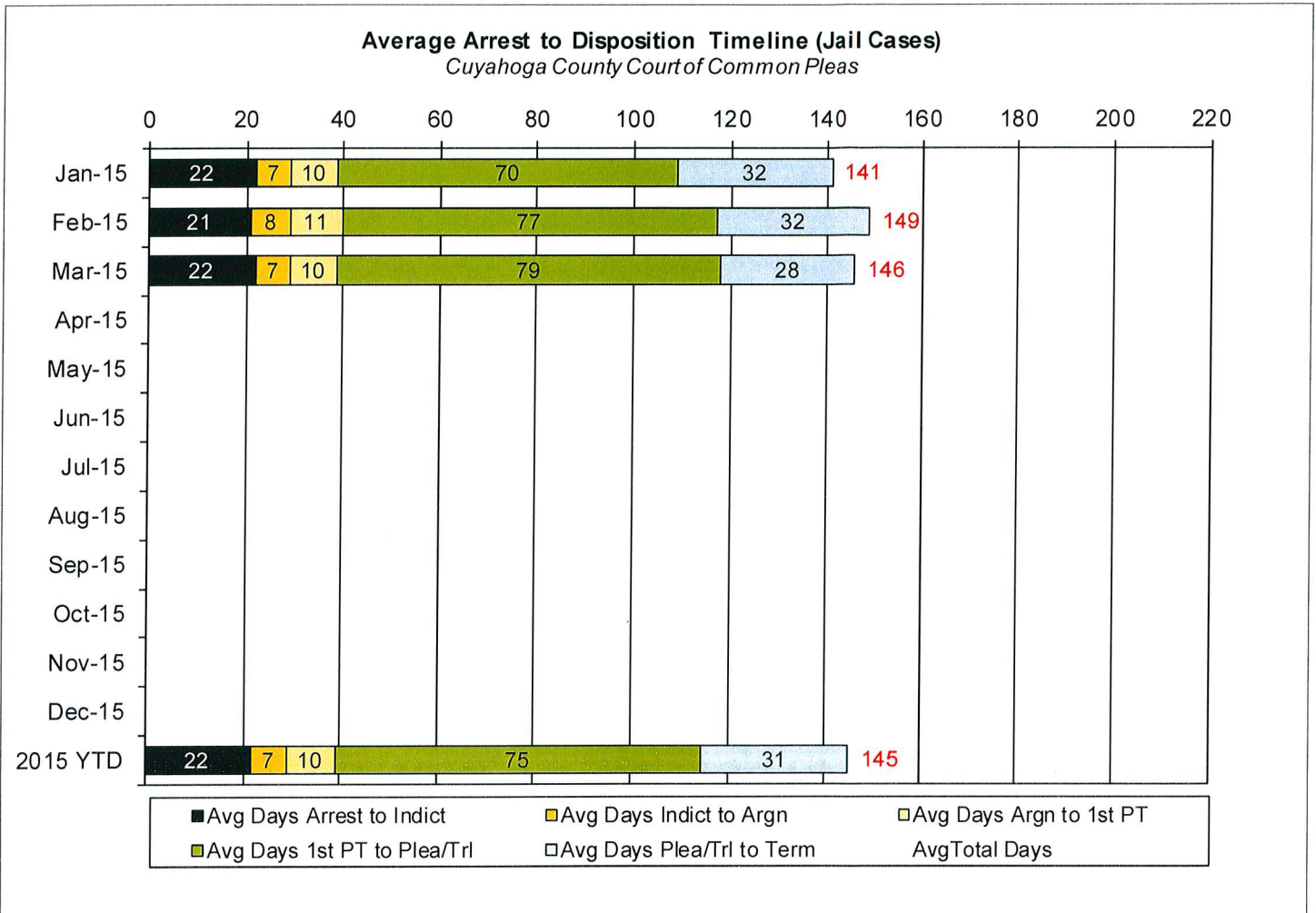
Arrest to Indictment
Indictment to Arraignment
Arraignment to 1st Pre-Trial
1st Pre-Trial to Plea/Trial
Plea/Trial to Termination

Due to the fact that each case may or may not have all of the stage date elements, a method to arrive at stage averages was applied. For a case to be included in the average for a stage there would need to be both dates for the given stage. A case would be included in the Arrest to Indictment stage if both arrest date and indictment date were available. This method was applied to each of the five stages. Next we calculated the total number of cases that met the date criteria for each of the ranges and also the total number of days between each date. To arrive at an average, the total number of days for each case in each range was calculated and divided by the total number of cases that met the date criteria. If a case had a time period or periods where the defendant was capiased or referred to the Psych Clinic, that amount of time was subtracted from the appropriate range. For re-indicted cases, the original arrest date is used.

The following three charts are for Jail, Non-Jail and combined Jail and Non-Jail cases. Jail and Non-Jail cases are defined by the posting of bond prior to plea or trial.

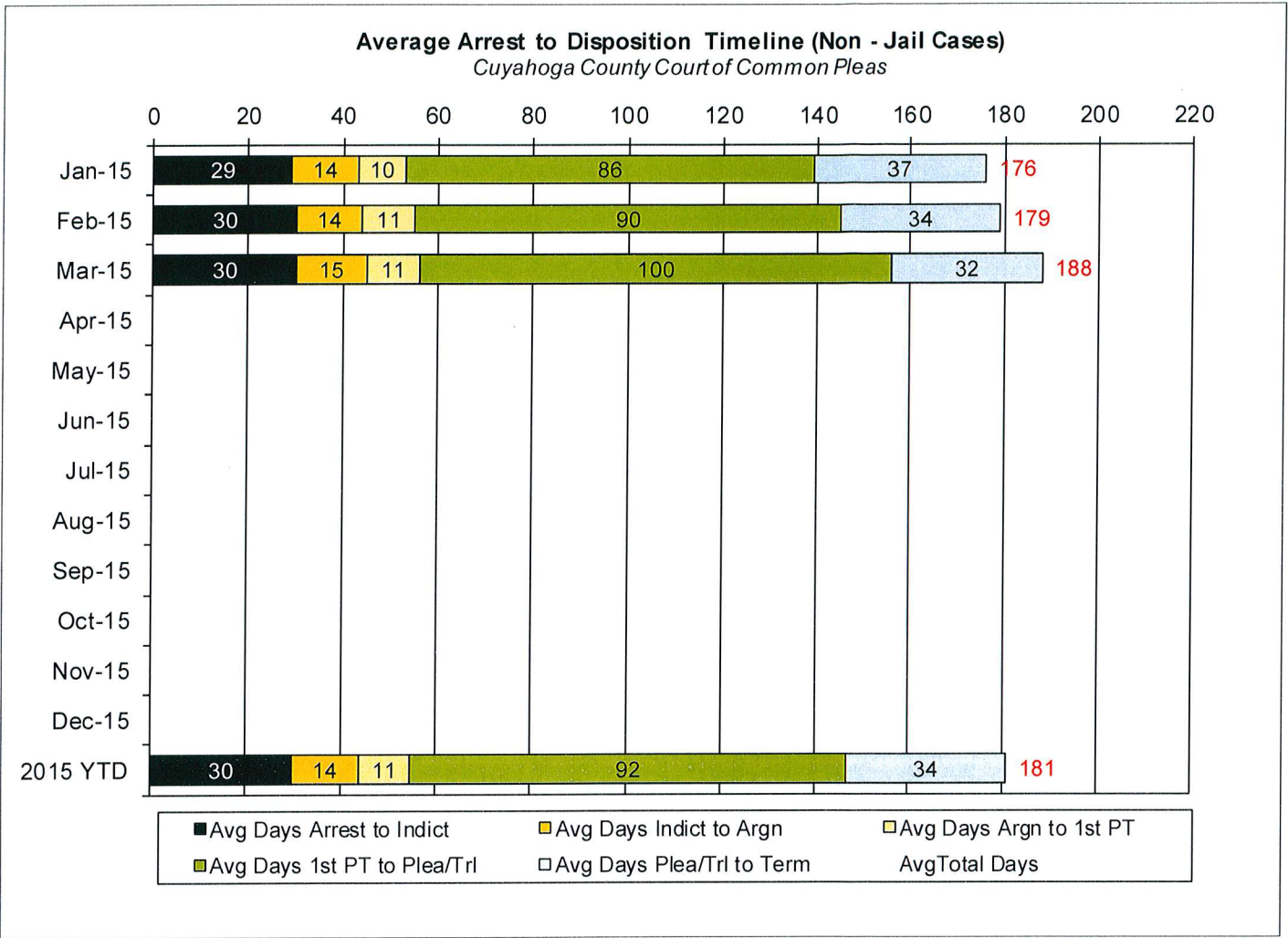
CUYAHOGA COUNTY COMMON PLEAS COURT

Average Arrest to Disposition Timeline (Jail Cases)



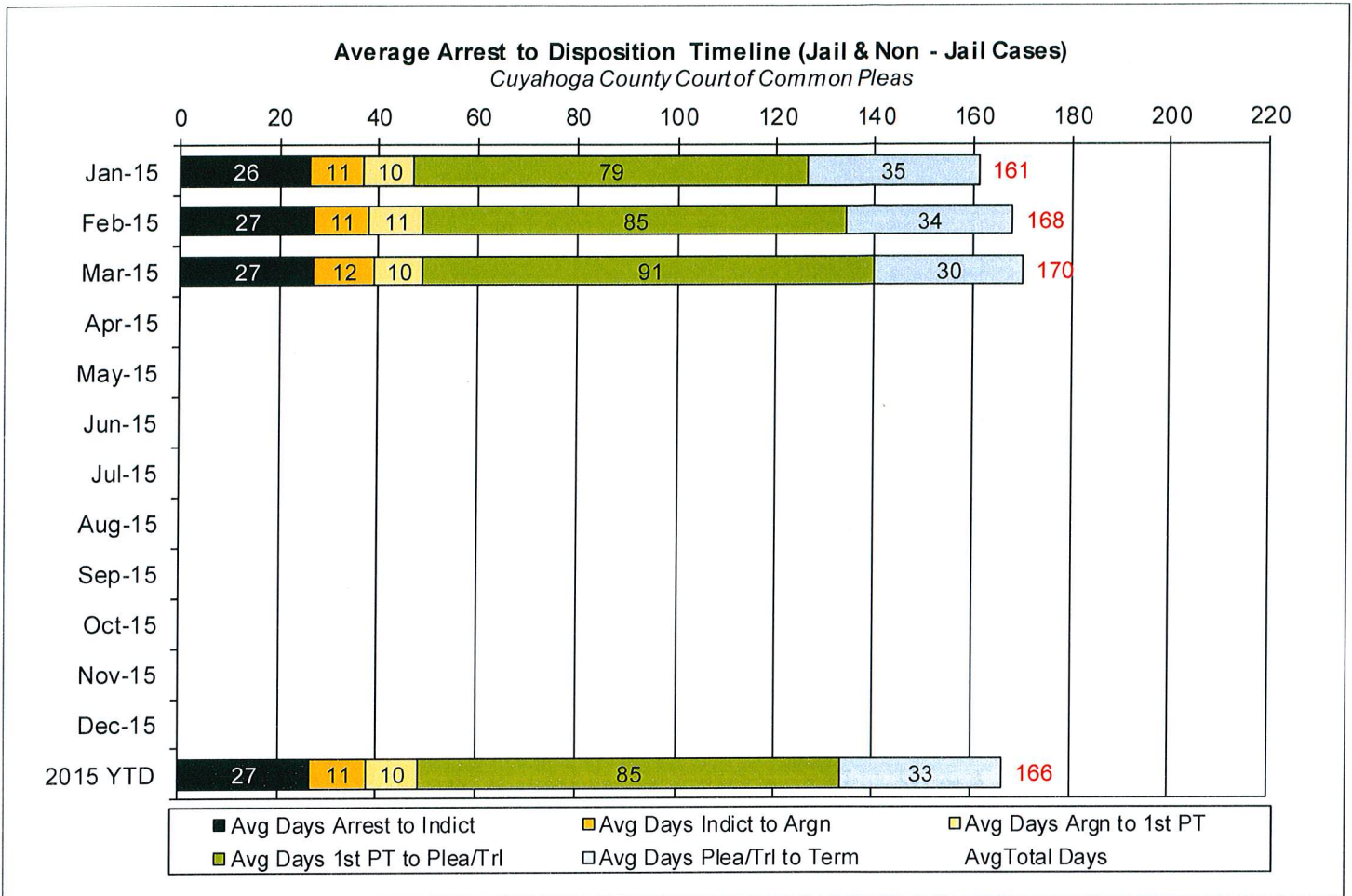
CUYAHOGA COUNTY COMMON PLEAS COURT

Average Arrest to Disposition Timeline (Non-Jail Cases)



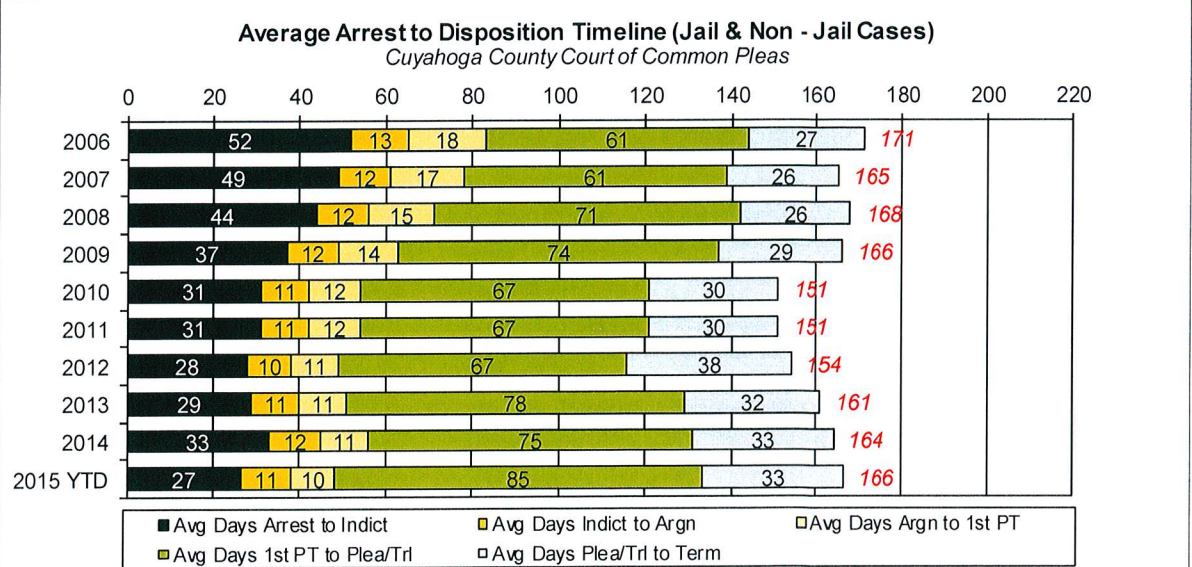
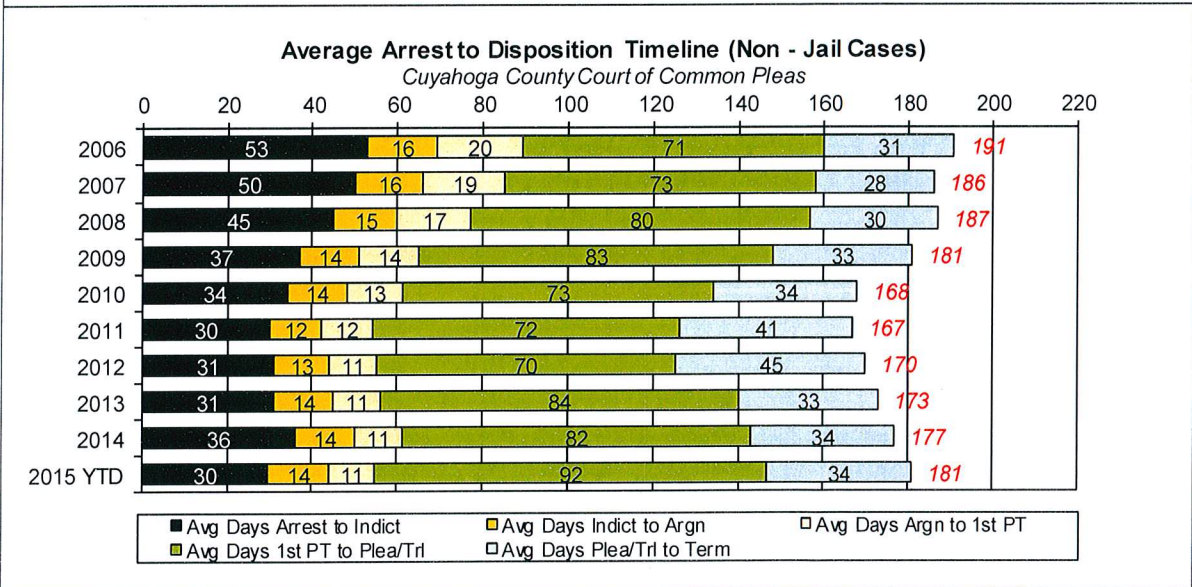
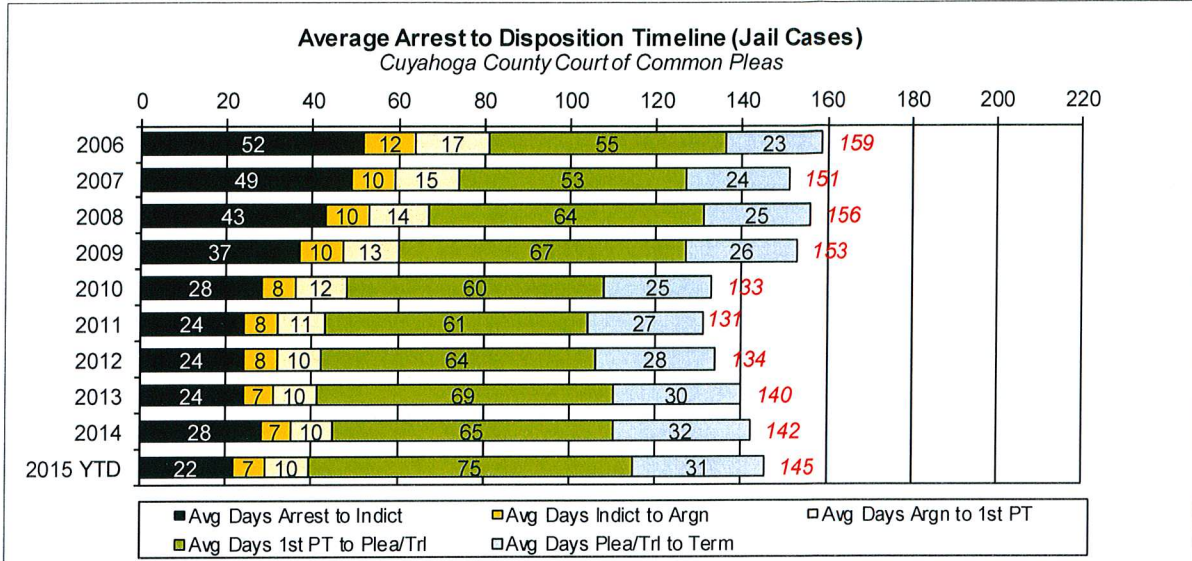
CUYAHOGA COUNTY COMMON PLEAS COURT

Average Arrest to Disposition Timeline (Jail and Non-Jail Cases)



CUYAHOGA COUNTY COMMON PLEAS COURT

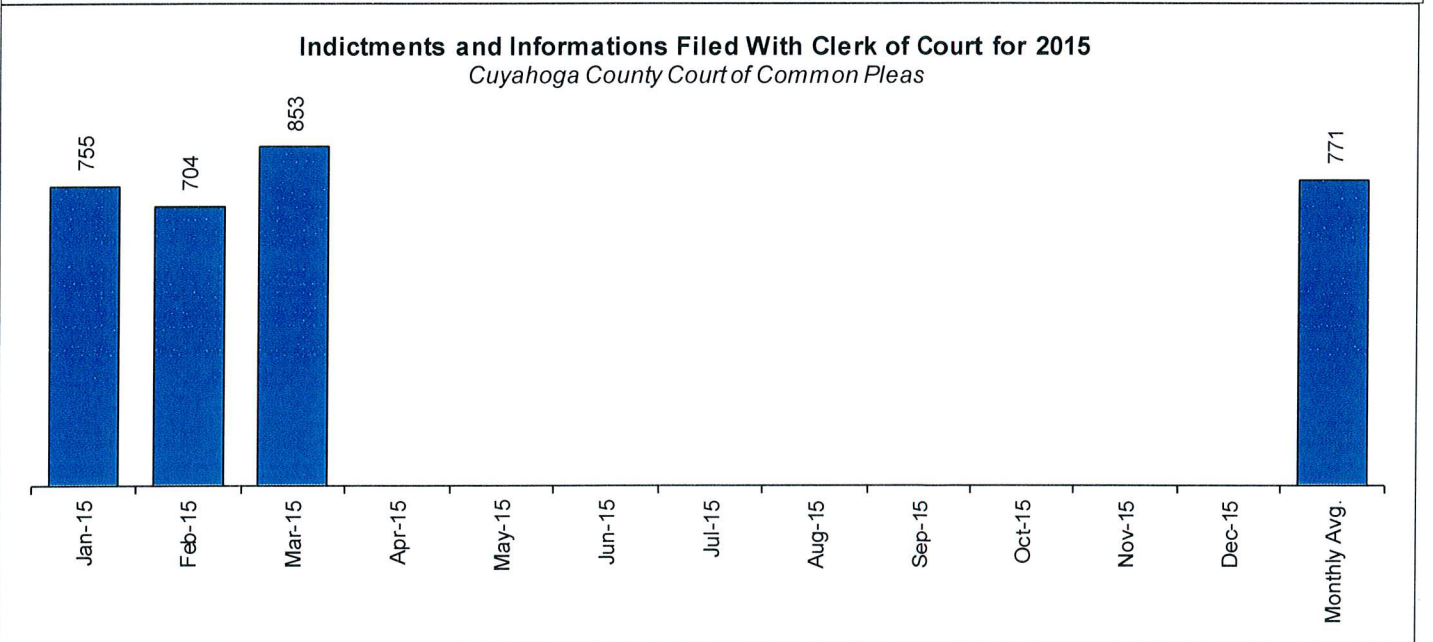
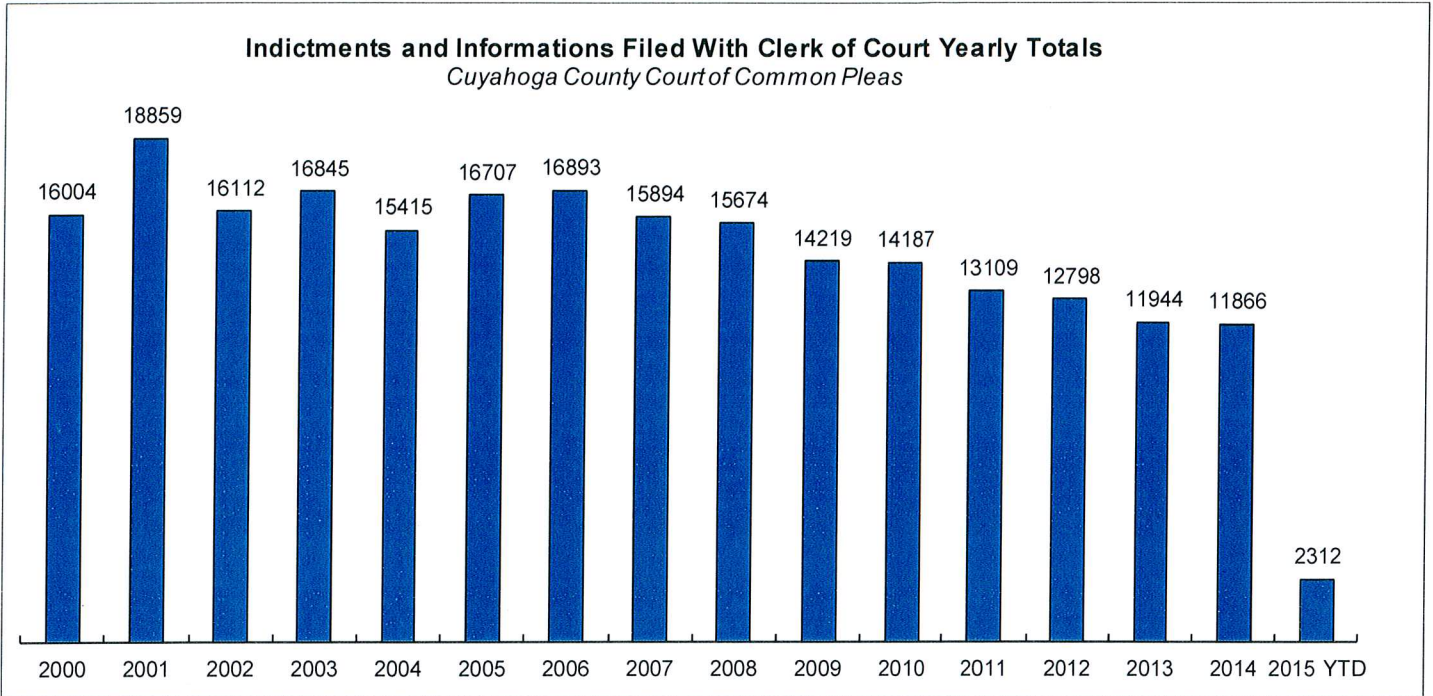
Yearly Average Arrest to Disposition Timeline



CUYAHOGA COUNTY COMMON PLEAS COURT

Indictments and Informations Filed With the Clerk of Courts

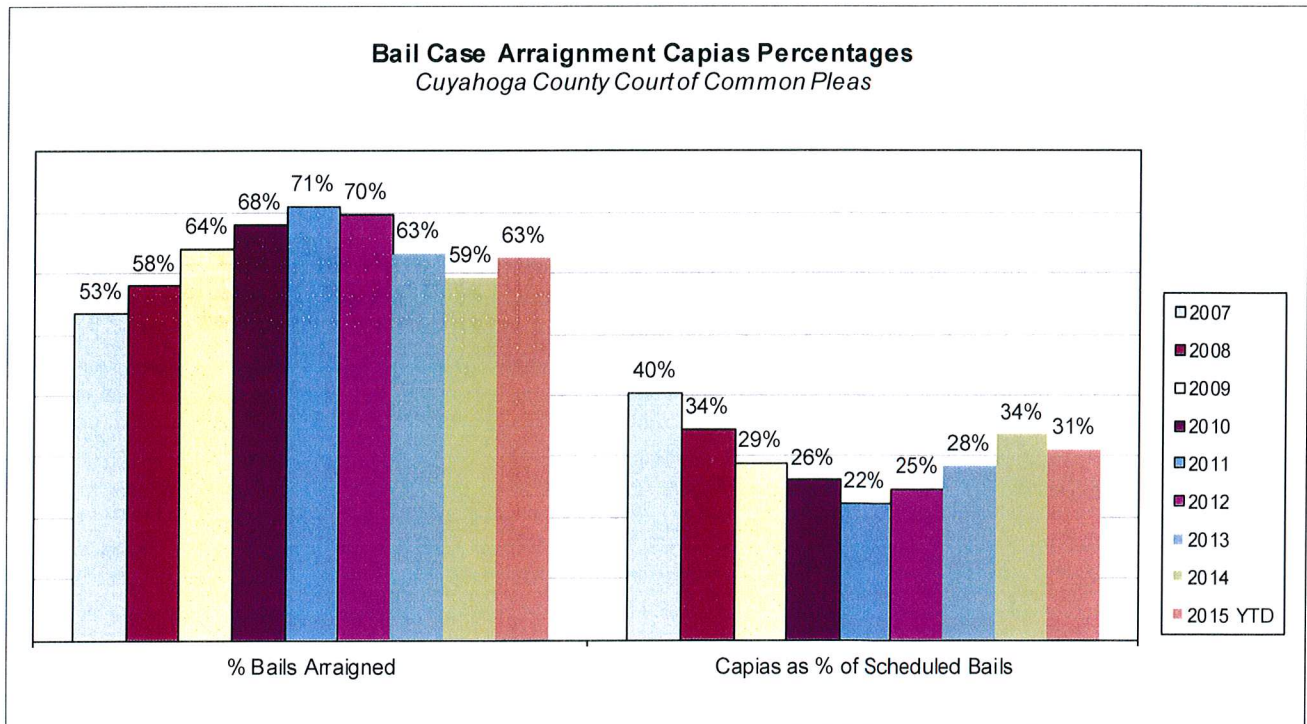
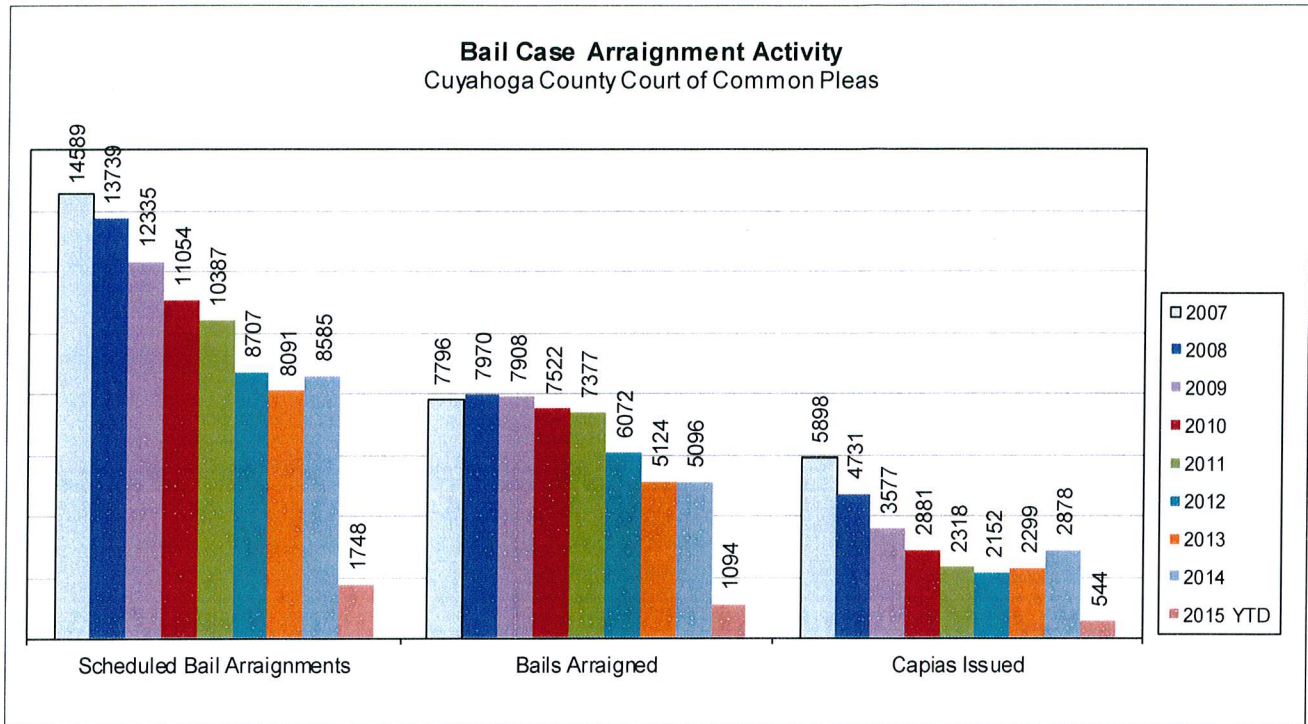
The following charts are reflective of Indictments and Informations filed with the Criminal Clerk of Courts from 2000. The source for this information was the Criminal Clerk's Office.



CUYAHOGA COUNTY COMMON PLEAS COURT

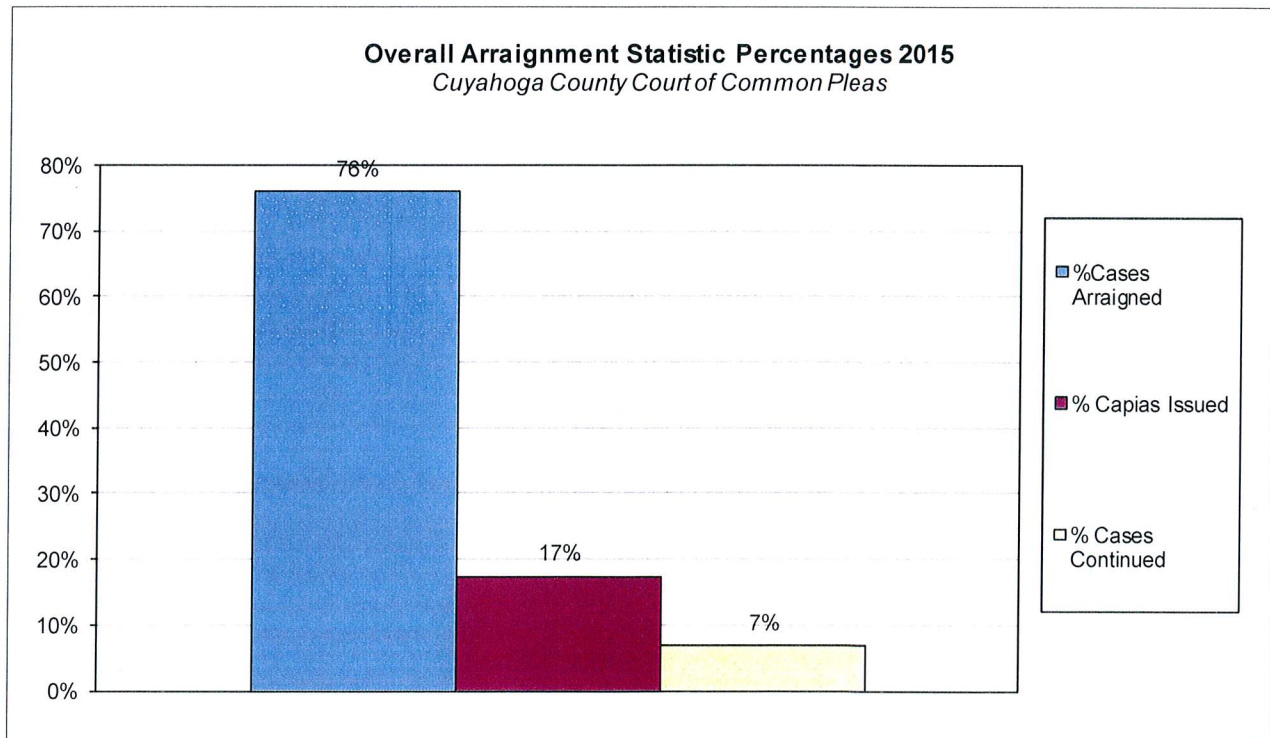
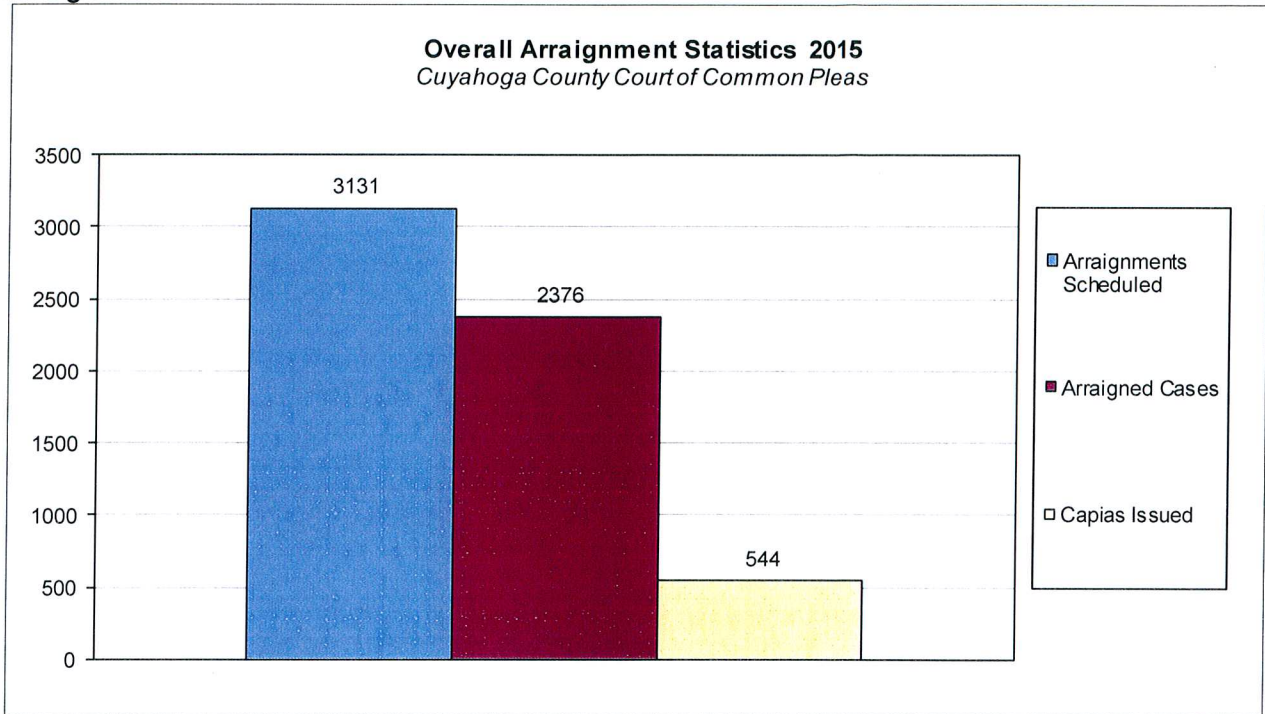
Bail Case Arraignment Activity

The following charts are reflective of arraignment activity where the defendant was not incarcerated at the time of arraignment. The source for this information was the Criminal Records Department.



Overall Arraignment Statistics

The arraignment statistics were provided by the Criminal Records Department. They are provided to give a representation of arraignment activity in the Court in 2015. These statistics include jail and non – jail arraignments.



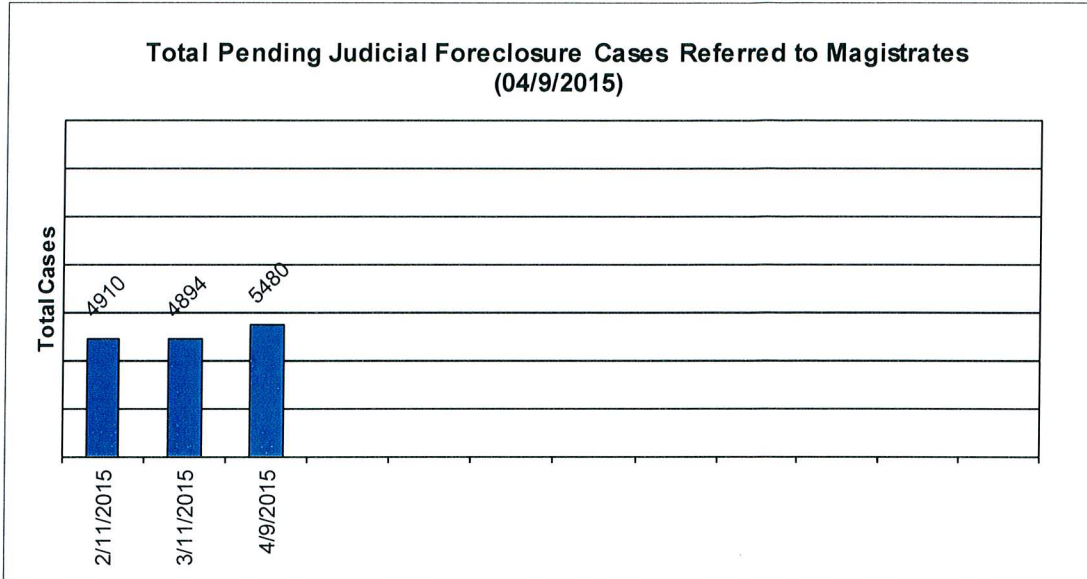
Judicial Foreclosure Statistics¹

¹ For clarification purposes, Foreclosure cases in this report are identified as Judicial Foreclosure filings (filing codes 1460 (Foreclosure Marsh. Of Lien), 1465(Tax Lien), 1466 (Tax Certificate), 1470 (Quiet Title), and 1480 (Partition)). These cases are different from Board of Revision Foreclosures, which are not reported here.

CUYAHOGA COUNTY COMMON PLEAS COURT

Total Pending Judicial Foreclosure Cases Referred to Magistrates

The following chart is a display of the total number of pending Judicial Foreclosure cases referred to the Magistrates on specific dates. The table below shows the number of these cases pending from each year since 2000.




	As of:	2/11/2015	3/11/2015	4/9/2015																
Year																				
2000		0	0	0																
2001		0	0	0																
2002		1	1	0																
2003		2	2	2																
2004		0	0	0																
2005		0	0	0																
2006		1	1	0																
2007		5	3	2																
2008		4	4	4																
2009		9	10	6																
2010		19	16	15																
2011		42	41	32																
2012		145	136	114																
2013		547	454	390																
2014		3532	3182	2729																
2015		603	1044	2186																
Total		4910	4894	5480																

CUYAHOGA COUNTY COMMON PLEAS COURT

Total Pending Tax Lien & Certificate Cases Referred to Magistrates

The following chart is a display of the number of pending tax Judicial Foreclosure cases referred to the Magistrates on specific dates. The table below shows the number of pending tax Judicial Foreclosure cases in each year since 2000.




	As of:																		
Year		2/11/2015	3/11/2015	4/9/2015															
2000		0	0	0															
2001		0	0	0															
2002		1	1	0															
2003		0	0	0															
2004		0	0	0															
2005		0	0	0															
2006		1	1	0															
2007		2	2	1															
2008		0	1	0															
2009		6	6	2															
2010		3	2	2															
2011		19	19	17															
2012		35	34	26															
2013		170	135	115															
2014		827	764	665															
2015		71	127	922															
Total		1135	1092	1750															

CUYAHOGA COUNTY COMMON PLEAS COURT

Percentage of Pending Judicial Foreclosure Cases By Filing Year

The following chart is a representation of the total number of pending Judicial Foreclosure cases by filing year expressed as a percentage on a specific date. The table below is the supporting data for this chart.

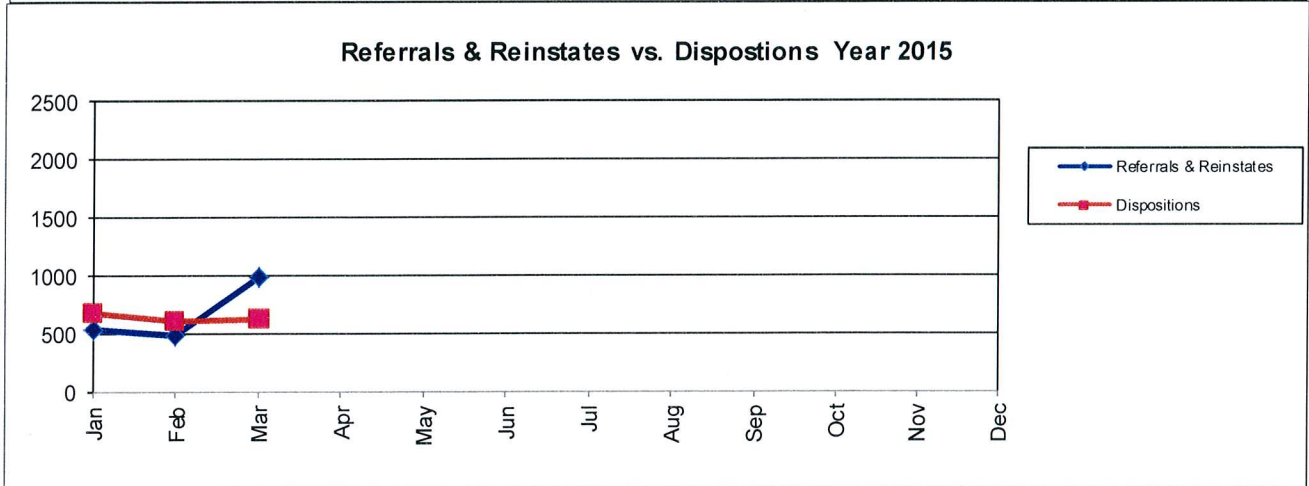



	As of:	4/9/2015	% of Total
Year			
2000		0	0.00%
2001		0	0.00%
2002		0	0.00%
2003		2	0.04%
2004		0	0.00%
2005		0	0.00%
2006		0	0.00%
2007		2	0.04%
2008		4	0.07%
2009		6	0.11%
2010		15	0.27%
2011		32	0.58%
2012		114	2.08%
2013		390	7.12%
2014		2729	49.80%
2015		2186	39.89%
Total		5480	100.00%

CUYAHOGA COUNTY COMMON PLEAS COURT

Judicial Foreclosure Clearance Rate Year 2015

The Clearance Rate is the number of outgoing cases as a percentage of the number of incoming cases. Clearance rate measures whether the court is keeping up with its incoming caseload. If cases are not disposed in a timely manner, a backlog of cases awaiting disposition will grow. A Clearance Rate of 100% indicates that at least as many cases as have been filed, reopened, or reactivated in a period have been disposed.

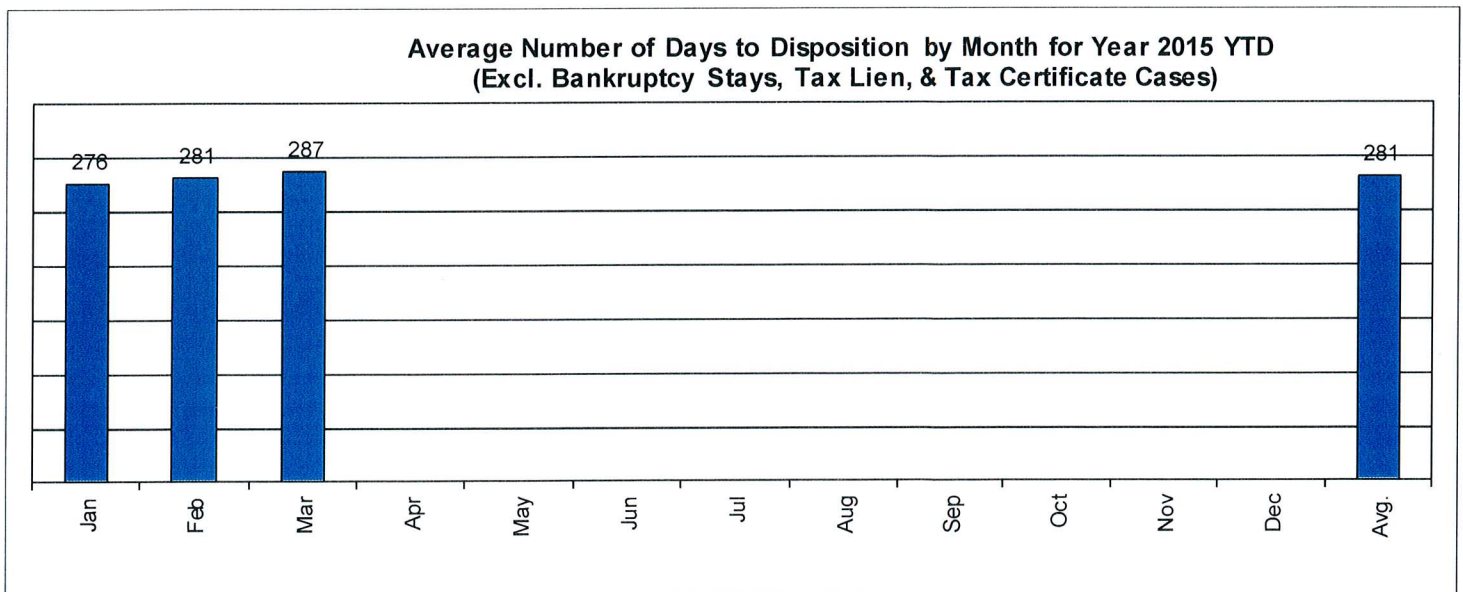
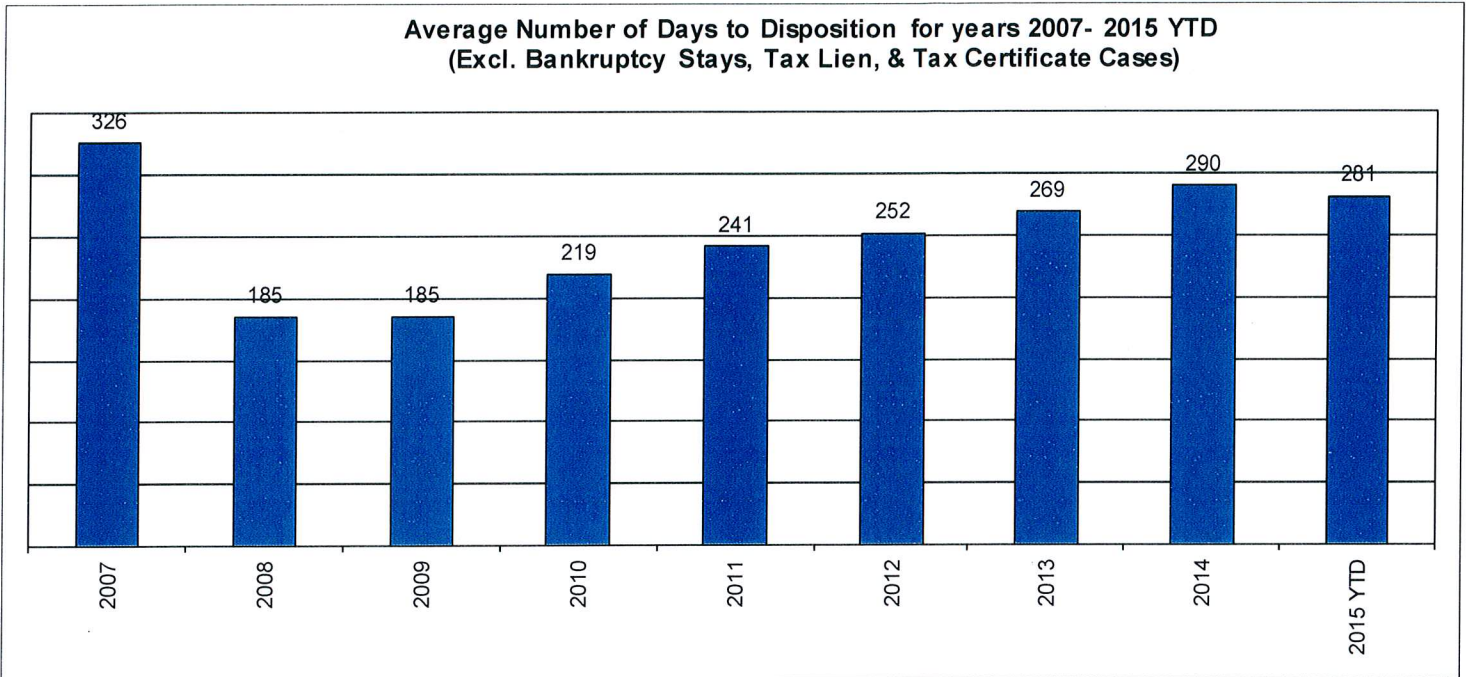


	Referrals & Reinstates	Dispositions	Clearance Rate
Jan-15	532	668	126%
Feb-15	483	598	124%
Mar-15	981	628	64%
Apr-15			
May-15			
Jun-15			
Jul-15			
Aug-15			
Sep-15			
Oct-15			
Nov-15			
Dec-15			
Avg	665	631	95%
Total	1996	1894	

CUYAHOGA COUNTY COMMON PLEAS COURT

Avg. Number of Days to Disp. (Excl. Bank. Stays & Tax Lien & Tax Cert.)

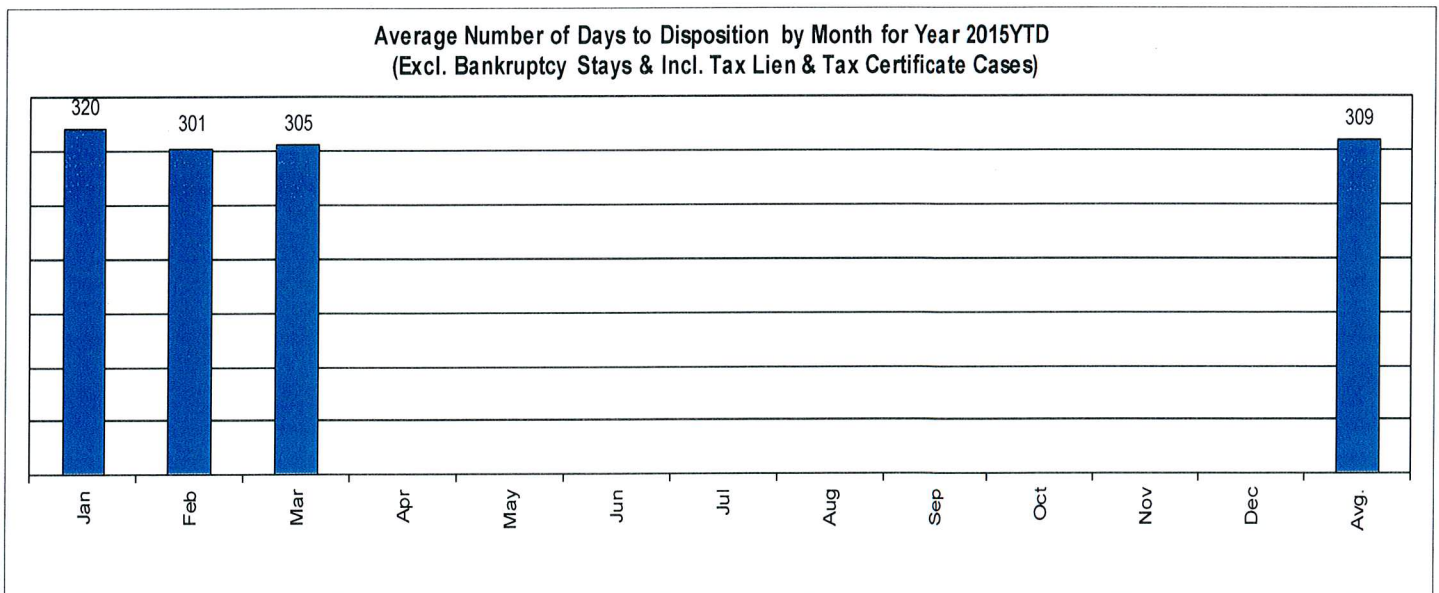
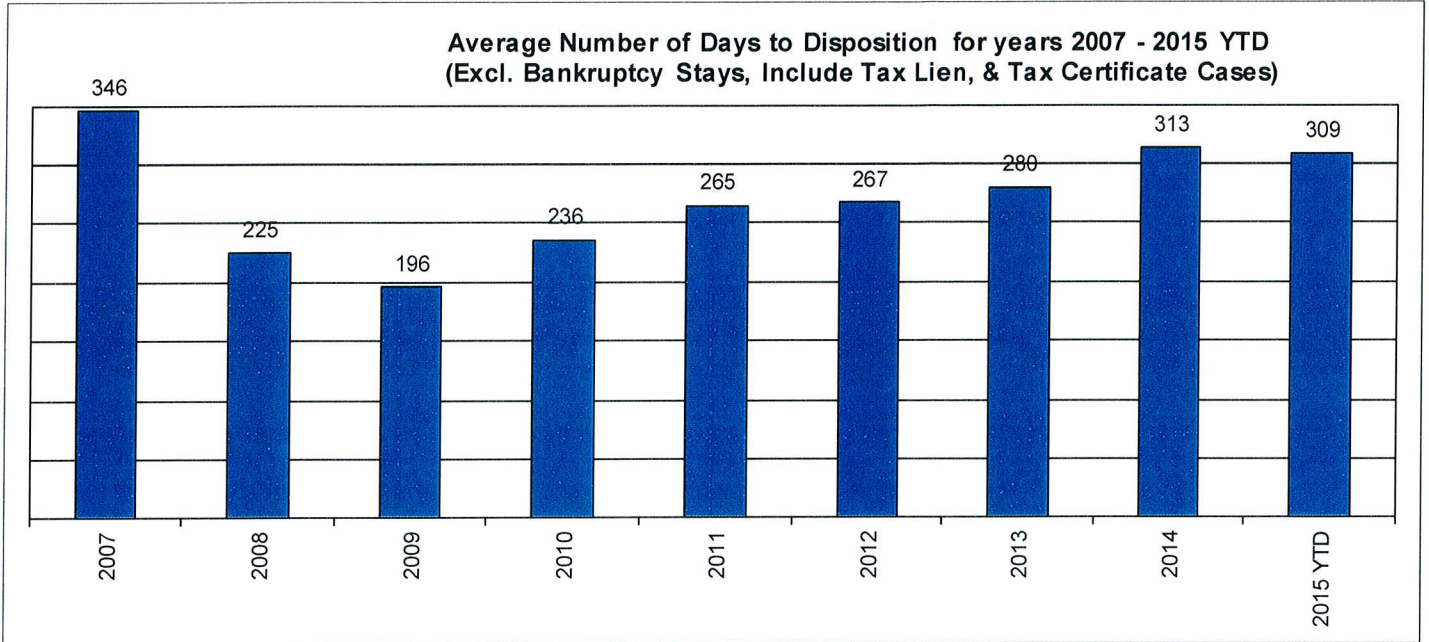
The average number of days to disposition is the number of days from filing to a final disposition entry being filed with the Clerk of Court. The data sample is based on all judicial foreclosure cases terminated by decree or dismissal (cases terminated by bankruptcy are not included) in a month. Each case is examined to determine the number of days between filing and termination with the periods that a case may have been in bankruptcy subtracted. Adding the total days of all of the cases minus bankruptcy periods and dividing by the total number of cases calculates the average. In the following chart, tax judicial foreclosure cases are excluded.



CUYAHOGA COUNTY COMMON PLEAS COURT

Avg. Number of Days to Disp. (Excl. Bank. Stays & Incl. Tax Lien & Tax Cert.)

The average number of days to disposition is the number of days from filing to a final disposition entry being filed with the Clerk of Court. The data sample is based on all Judicial Foreclosure cases terminated by decree or dismissal (cases terminated by bankruptcy are not included) in a month. Each case is examined to determine the number of days between filing and termination with the periods that a case may have been in bankruptcy subtracted. Adding the total days of all of the cases minus bankruptcy periods and dividing by the total number of cases calculates the average. In the following chart, all types of Judicial Foreclosure cases are included.

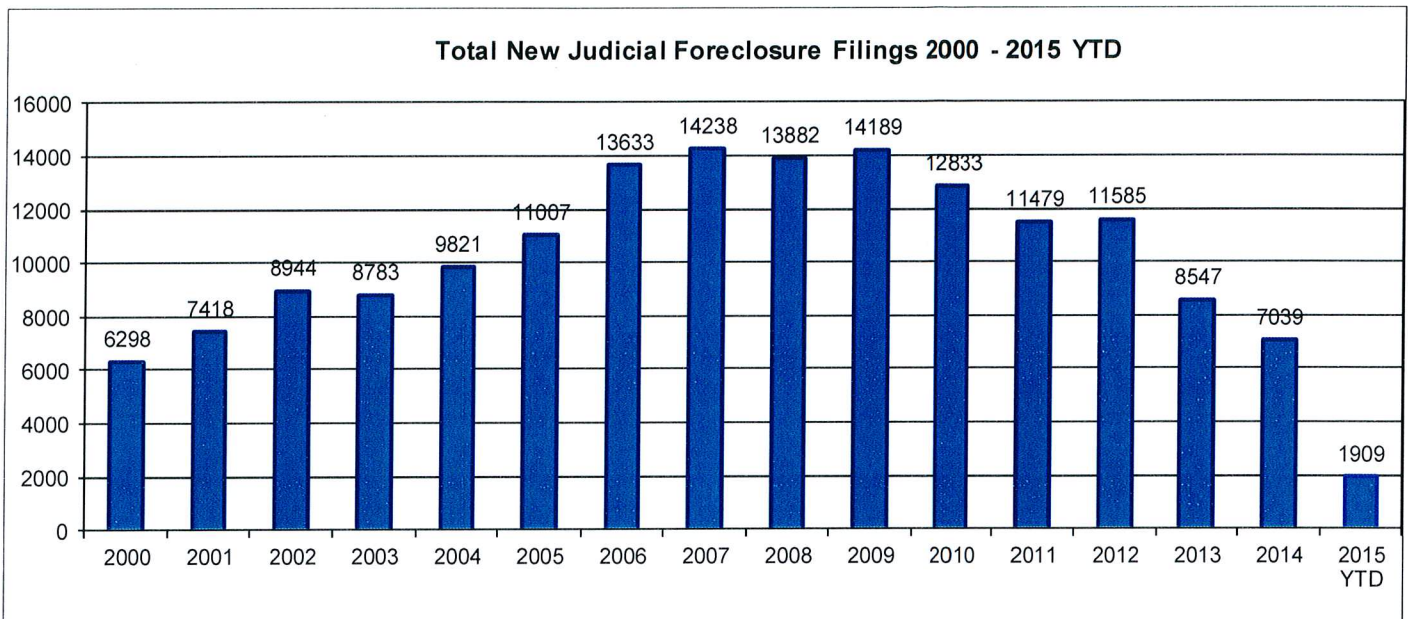


CUYAHOGA COUNTY COMMON PLEAS COURT

Total New Judicial Foreclosure Filings

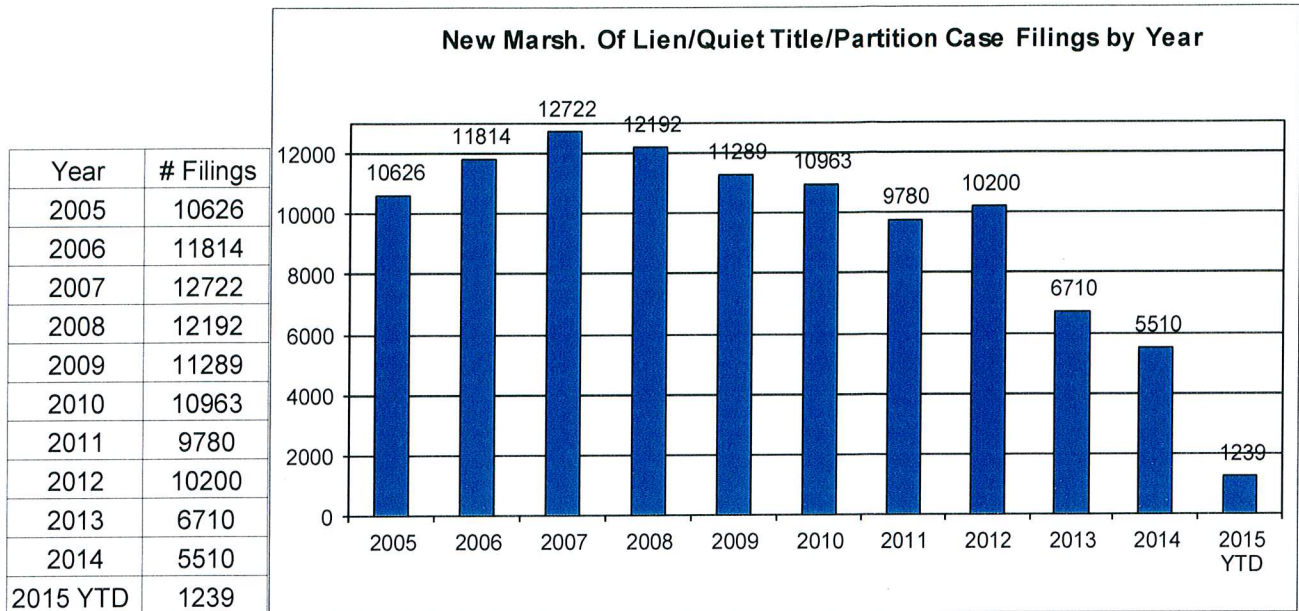
The following charts are provided as a historical view of new judicial foreclosure filings.

1. Total New Judicial Foreclosure Filings from 2000 – 2015 by year
2. Total New Marsh of Lien/Quiet Title/Partition Filings from 2005 – 2015 by month
3. Total New Tax Lien & Tax Certificate Filings for 2005 – 2015 by month
4. Total New Judicial Foreclosure Filings from 2005 – 2015 by month

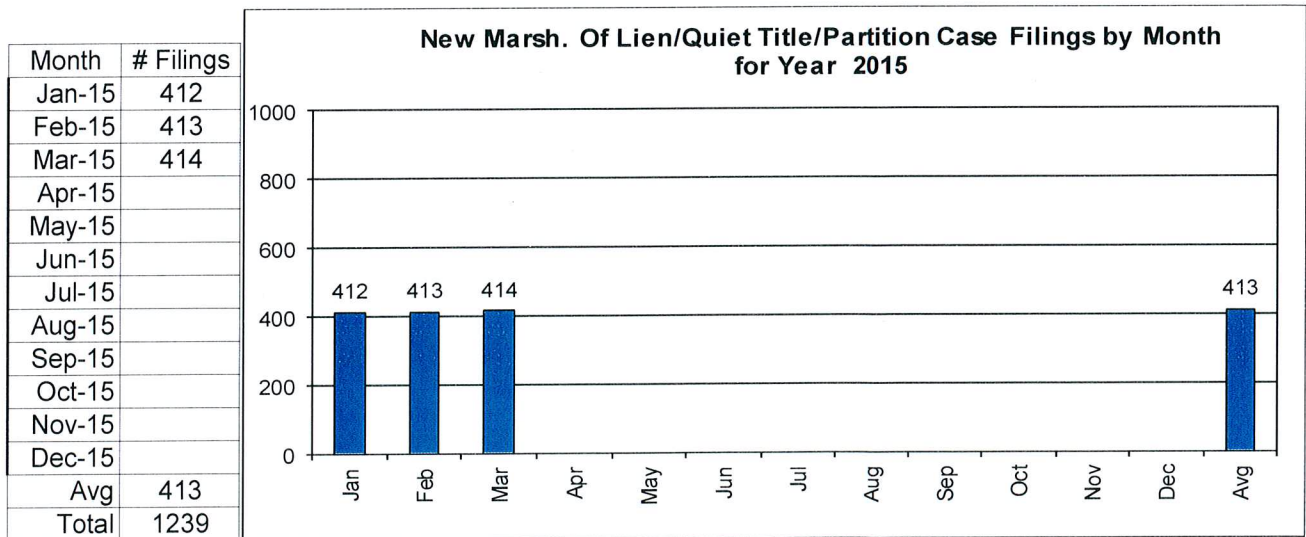


CUYAHOGA COUNTY COMMON PLEAS COURT

New Marsh of Lien/Quiet Title/Partition Case Filings for Years 2005 – 2015 YTD

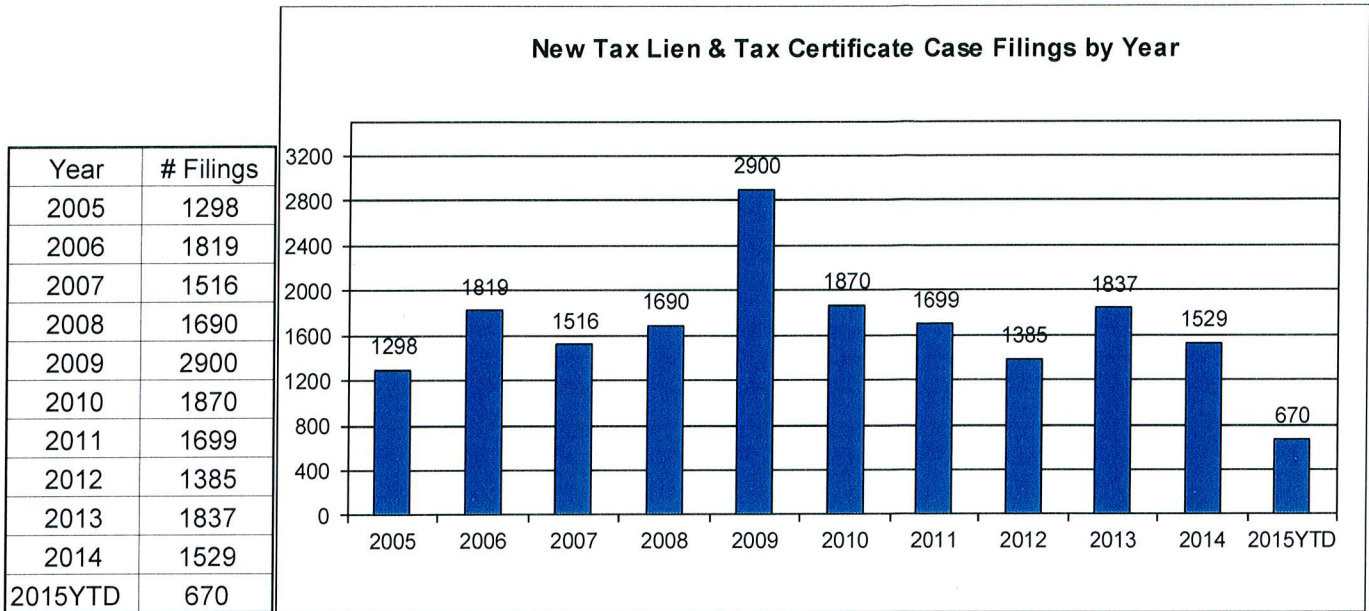


New Marsh of Lien/Quiet Title/Partition Case Filings by month for 2015 YTD

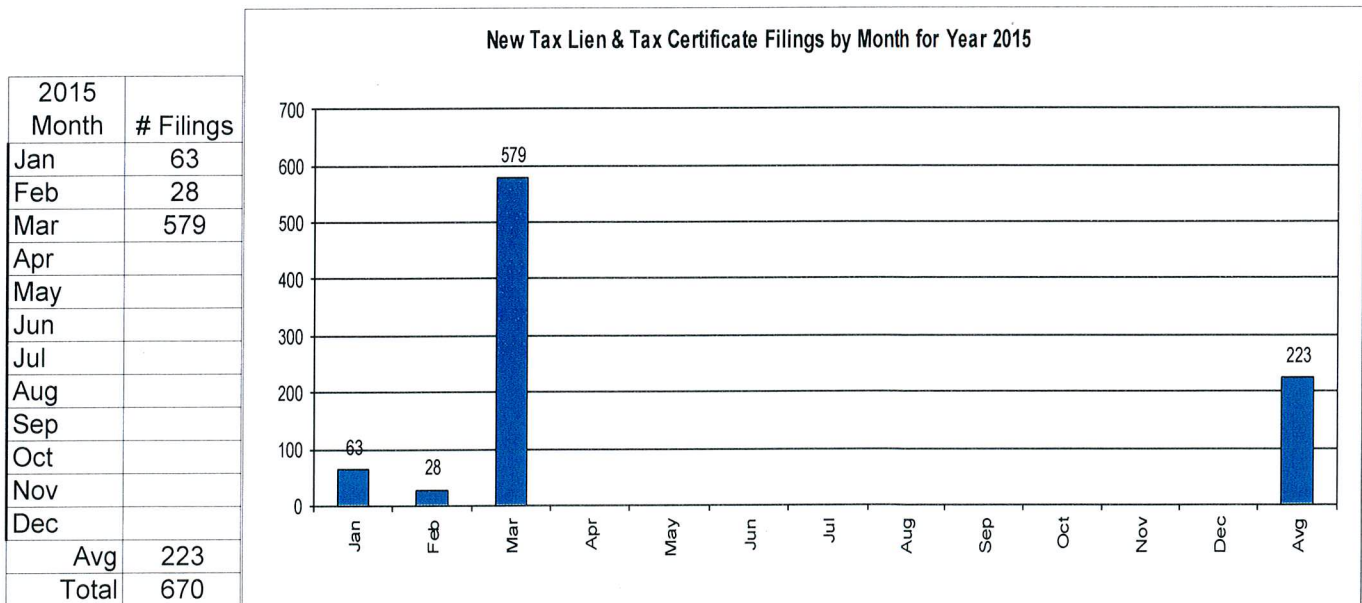


CUYAHOGA COUNTY COMMON PLEAS COURT

New Tax Lien & Certificate Filings for Years 2005 – 2015 YTD



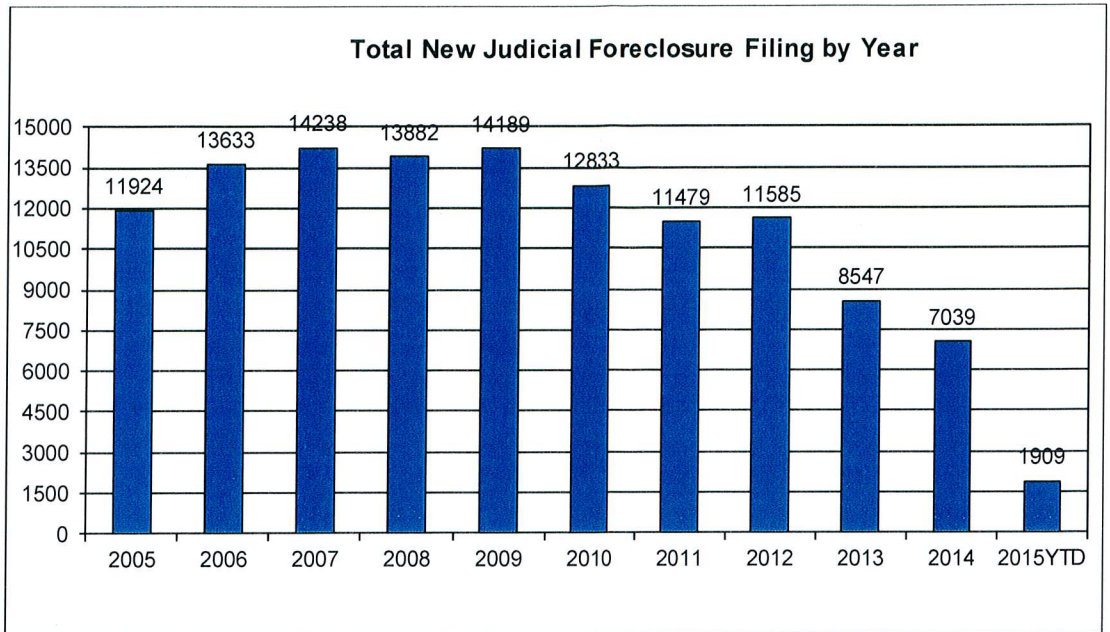
New Tax Lien & Certificate Filings by Month for Year 2015 YTD



CUYAHOGA COUNTY COMMON PLEAS COURT

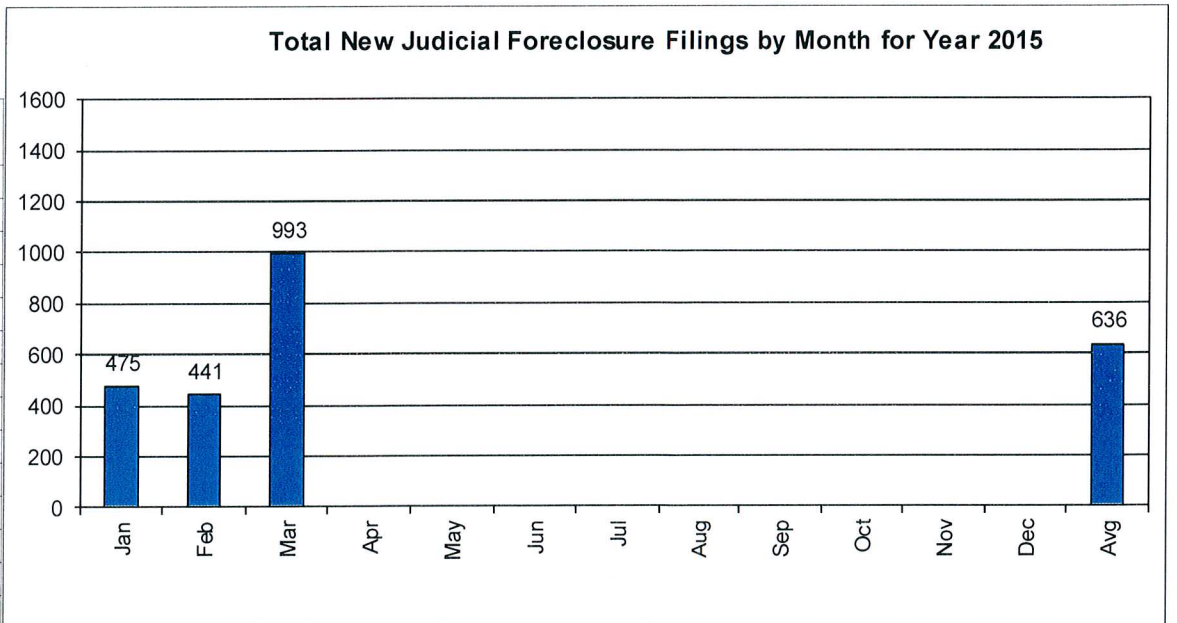
Total New Judicial Foreclosure Filings Years 2005 – 2015 YTD

Year	# Filings
2005	11924
2006	13633
2007	14238
2008	13882
2009	14189
2010	12833
2011	11479
2012	11585
2013	8547
2014	7039
2015 YTD	1909



Total New Judicial Foreclosure Filings by Month for Year 2015 YTD

2015 Month	# Filings
Jan	475
Feb	441
Mar	993
Apr	
May	
Jun	
Jul	
Aug	
Sep	
Oct	
Nov	
Dec	
Avg	636
Total	1909



Magistrate's Monthly Reports

The Magistrates' Monthly Report consists of 5 reports. Below is a description of each.

Magistrate's Monthly Supplemental Journal Entry Report (R415)

Retrieves total number of supplemental entries and Decrees of Confirmation of Sheriff's sale created during a specific period. A supplemental entry is any journal created by a magistrate, which does not close out a case. For example, any magistrate's order (MG) setting a hearing, any journal entry (JE) ruling on a motion, journals confirming Sheriff's sales, etc.).

Magistrate's Full Disposition Count by Magistrate Report (R413)

Retrieves total number of cases disposed of during a specific period. The dispositions are grouped by Magistrate and then broken down by the type of disposition (i. e. Default, Dismissed with Prejudice, Dismissed without Prejudice, etc.) This report can be printed three different ways. Including tax cases (Full Dispositions), excluding tax cases (Non-Tax Dispositions), and Tax cases only (Tax Dispositions).

Magistrate's Monthly Cases Referred/Reinstated Report (R418)

Retrieves newly filed cases referred to the Magistrates Dept. and cases previously disposed by the Magistrates Dept. that are reinstated and re-referred to the magistrates. The cases are separated by Tax (filing code 1465; Tax Judicial Foreclosure & 1466; Tax Certificate Judicial Foreclosure) and Non-Tax (1460; Judicial Foreclosure Marsh. Of Lien, 1480; Partition, 1470; Quiet Title, misc. (i. e. 1391; Contract Other, etc.).

Magistrate's Monthly Hearing Totals Report (R3146)

Retrieves total number of hearings held during one month. The hearings are grouped by Magistrate and then broken down by what type hearing was held (i. e. Default, Pretrial, etc.).

Magistrate's Monthly Case Load Report (R3147)

Retrieves individual caseload totals for individual magistrates during a specific period. The cases are grouped by magistrate and then broken down by case type (i. e. tax judicial foreclosure, tax certificate judicial foreclosure and non-tax judicial foreclosure).

CUYAHOGA COUNTY COURT OF COMMON PLEAS

DATE: 04/09/2015
TIME: 8:10 AM

OFFICE OF THE MAGISTRATES
MAGISTRATE'S MONTHLY SUPPLEMENTALS BY CASE
REPORTING PERIOD: MARCH 2015

PAGE: 1
CMSR415D

SUPPLEMENTALS

AUGUSTYN	188
BAKER	291
BUCHA	296
DYKE	285
GAUNTNER	0
GONZALEZ	300
HIPPLEY	150
JACKSON A	222
JACKSON J	262
KLEIN	237
LUCAS	285
OLSZTYN	314
VOZAR	287
WEISS	365
UNACCOUNTED FOR	0

TOTAL	3482
--------------	-------------

CONFIRMATIONS

TOTAL	14
--------------	-----------

CUYAHOGA COUNTY COURT OF COMMON PLEAS

OFFICE OF THE MAGISTRATES

Full Disposition Count by Magistrate

REPORTING PERIOD: FROM 03/01/2015 TO 03/31/2015

DATE: 04/09/2015

TIME: 8:13 AM

PAGE: 1

CMSR413

MagID	Dispose Type	Tax Cert.	Tax Treas.	Total		
KCA	Bank	0	0	1	Decrees	385
	Def	2	0	18	Defaults	272
	Dism	0	0	9	Other	112
	Ref. Vacate	0	0	0	Court Trial	1
	Court Trial	0	0	0	Dismissals	212
	Other	0	3	7	Bankruptcy	31
	<u>MAG'S TOTAL</u>		2	3	<u>35</u>	Ref. Vacated
GDB	Bank	0	0	3	Grand Total	628
	Def	4	0	16		
	Dism	2	1	15		
	Ref. Vacate	0	0	0		
	Court Trial	0	0	0		
	Other	1	1	5		
	<u>MAG'S TOTAL</u>		7	2	<u>39</u>	
SMB	Bank	1	0	2		
	Def	7	0	20		
	Dism	0	0	4		
	Ref. Vacate	0	0	0		
	Court Trial	0	0	0		
	Other	0	3	8		
	<u>MAG'S TOTAL</u>		8	3	<u>34</u>	
JTD	Bank	0	0	1		
	Def	7	0	22		
	Dism	3	0	26		
	Ref. Vacate	0	0	0		
	Court Trial	0	0	0		
	Other	1	3	6		
	<u>MAG'S TOTAL</u>		11	3	<u>55</u>	
TG	Bank	0	0	2		
	Def	0	0	20		
	Dism	2	0	20		
	Ref. Vacate	0	0	0		
	Court Trial	0	0	0		
	Other	0	0	2		
	<u>MAG'S TOTAL</u>		2	0	<u>44</u>	
KH	Bank	0	0	4		
	Def	2	0	20		
	Dism	0	0	10		
	Ref. Vacate	0	0	0		
	Court Trial	0	0	0		
	Other	2	0	9		
	<u>MAG'S TOTAL</u>		4	0	<u>43</u>	
ARJ	Bank	0	1	4		
	Def	2	0	8		
	Dism	0	2	15		
	Ref. Vacate	0	0	0		
	Court Trial	0	0	0		
	Other	2	1	3		
	<u>MAG'S TOTAL</u>		4	4	<u>30</u>	
JLJ	Bank	0	0	1		
	Def	3	0	21		
	Dism	0	1	24		

CUYAHOGA COUNTY COURT OF COMMON PLEAS

OFFICE OF THE MAGISTRATES

Full Disposition Count by Magistrate

REPORTING PERIOD: FROM 03/01/2015 TO 03/31/2015

DATE: 04/09/2015

TIME: 8:13 AM

PAGE: 2

CMSR413

MagID	Dispose Type	Tax Cert.	Tax Treas.	Total
	Ref. Vacate	0	0	0
	Court Trial	0	0	0
	Other	1	3	13
	<u>MAG'S TOTAL</u>	<u>4</u>	<u>4</u>	<u>59</u>
<hr/>				
MK	Bank	0	0	0
	Def	2	0	16
	Dism	2	0	14
	Ref. Vacate	0	0	0
	Court Trial	0	0	0
	Other	0	2	5
	<u>MAG'S TOTAL</u>	<u>4</u>	<u>2</u>	<u>35</u>
<hr/>				
PL	Bank	2	2	8
	Def	8	0	35
	Dism	3	5	26
	Ref. Vacate	0	0	0
	Court Trial	0	0	0
	Other	0	15	25
	<u>MAG'S TOTAL</u>	<u>13</u>	<u>22</u>	<u>94</u>
<hr/>				
CEO	Bank	0	0	1
	Def	4	0	30
	Dism	0	3	19
	Ref. Vacate	0	0	0
	Court Trial	0	0	0
	Other	1	1	7
	<u>MAG'S TOTAL</u>	<u>5</u>	<u>4</u>	<u>57</u>
<hr/>				
TJV	Bank	0	1	1
	Def	7	0	35
	Dism	0	0	13
	Ref. Vacate	0	0	0
	Court Trial	0	0	1
	Other	2	1	8
	<u>MAG'S TOTAL</u>	<u>9</u>	<u>2</u>	<u>58</u>
<hr/>				
CW	Bank	0	0	3
	Def	0	0	11
	Dism	2	1	17
	Ref. Vacate	0	0	0
	Court Trial	0	0	0
	Other	0	12	14
	<u>MAG'S TOTAL</u>	<u>2</u>	<u>13</u>	<u>45</u>

CUYAHOGA COUNTY COURT OF COMMON PLEAS

DATE: 04/09/2015
 TIME: 08:13 AM

OFFICE OF THE MAGISTRATES
 MAGISTRATE'S MONTHLY REF/REIN CASES
 FROM 03/01/2015 TO 03/31/2015

CMSR418

MAGISTRATE	NEW REFERRALS				REINSTATED			
	Tax Treas.	Tax Cert.	Non-Tax	Total	Tax Treas.	Tax Cert.	Non-Tax	Total
<u>AUGUSTYN/KEVIN/C</u>	0	25	28	53	0	0	1	1
<u>BAKER/GAIL/D</u>	1	44	39	84	0	0	2	2
<u>BUCHA/STEPHEN/M</u>	1	27	20	48	0	1	2	3
<u>DYKE/JOHN/T</u>	1	39	37	77	0	1	1	2
<u>GONZALEZ/TRACEY/</u>	0	38	36	74	0	1	0	1
<u>HIPPLEY/KEVIN/</u>	1	38	33	72	0	0	4	4
<u>JACKSON A/AMY/R</u>	0	44	37	81	0	0	2	2
<u>JACKSON J/JIM/L</u>	1	33	34	68	0	0	4	4
<u>KLEIN/MONICA/</u>	1	40	32	73	0	0	2	2
<u>LUCAS/PAUL/</u>	0	44	32	76	2	0	0	2
<u>OLSZTYN/CHRISTOPHERE</u>	2	50	33	85	0	0	2	2
<u>VOZAR/THOMAS/J</u>	0	43	33	76	0	1	3	4
<u>WEISS/CAROL/</u>	1	54	28	83	0	0	2	2
<u>TOTAL</u>	9	519	422	950	2	4	25	31
<u>COMBINED TOTAL</u>		981						

CUYAHOGA COUNTY COURT OF COMMON PLEAS

OFFICE OF THE MAGISTRATES

MAG MONTHLY HEARING TOTALS

Reporting Period: March 2015

DATE: 04/09/2015
TIME: 08:13 AM

PAGE: 1
CMSR3146

Monthly Hearing Total 531

AUGUSTYN	
Default Hearings	16
Tax Hearings	7
Pretrials	6
<hr/>	
TOTAL:	29
BAKER	
Default Hearings	20
Tax Hearings	7
Pretrials	10
<hr/>	
TOTAL:	37
BUCHA	
Default Hearings	16
Tax Hearings	0
Pretrials	24
<hr/>	
TOTAL:	40
DYKE	
Default Hearings	8
Tax Hearings	0
Pretrials	13
<hr/>	
TOTAL:	21
GONZALEZ	
Default Hearings	31
Tax Hearings	13
Pretrials	12
<hr/>	
TOTAL:	56
HIPPLEY	
Default Hearings	14
Tax Hearings	4
Pretrials	5
<hr/>	
TOTAL:	23
JACKSON A	
Default Hearings	32
Tax Hearings	3
Pretrials	40
<hr/>	
TOTAL:	75
JACKSON J	
Default Hearings	29
Tax Hearings	3
Pretrials	17
<hr/>	
TOTAL:	49
KLEIN	
Default Hearings	19
Tax Hearings	5
Pretrials	16
<hr/>	
TOTAL:	40
LUCAS	
Default Hearings	9
Tax Hearings	17
Pretrials	12
<hr/>	

CUYAHOGA COUNTY COURT OF COMMON PLEAS

OFFICE OF THE MAGISTRATES

MAG MONTHLY HEARING TOTALS

Reporting Period: March 2015

DATE: 04/09/2015
TIME: 08:13 AM

PAGE: 2
CMSR3146

TOTAL:	38
OLSZTYN	
Default Hearings	18
Tax Hearings	3
Pretrials	11
<hr/>	
TOTAL:	32
VOZAR	
Default Hearings	33
Tax Hearings	2
Pretrials	21
<hr/>	
TOTAL:	56
WEISS	
Default Hearings	15
Tax Hearings	10
Pretrials	10
<hr/>	
TOTAL:	35

CUYAHOGA COUNTY COURT OF COMMON PLEAS

DATE: 04/09/2015
 TIME: 8:13 AM

Office of the Magistrates
 Magistrate's Monthly Case Load
 MONTH: MARCH 2015

PAGE: 1
 CMSR3147

Magistrate Name	Non Tax Total	Tax Cert.	Tax Treas.	Total Tax	Total Cases
AUGUSTYN	141	44	15	59	200
BAKER	287	69	33	102	389
BUCHA	137	54	10	64	201
DYKE	183	63	19	82	265
GONZALEZ	276	87	41	128	404
HIPPLEY	338	83	28	111	449
JACKSON A	236	74	37	111	347
JACKSON J	270	73	29	102	372
KLEIN	193	74	29	103	296
LUCAS	267	103	122	225	492
OLSZTYN	178	72	18	90	268
VOZAR	316	82	26	108	424
WEISS	237	94	82	176	413
Non Tax Total:	3059	Cert.Tax Total: 972	Tax Treas. Total: 489	Total Tax: 1461	Total Cases: 4520

Report CMSR1062 - Judicial Foreclosure Statistics by Judge

Report CMSR1062 provides a list of judicial foreclosure case activity for each Judge. The report identifies how many cases were pending at the beginning of the period. The new cases filed and cases that were transferred in or reactivated are added to the number pending at the beginning of the period. It then shows the type and number of terminations for the period. The total terminations are subtracted from the total pending which provides the pending at the end of the period.

CUYAHOGA COUNTY COURT OF COMMON PLEAS

DATE: 04/09/2015
TIME: 08:08 AM

Foreclosure Statistics by Judge
Reporting Period: March 2015

PAGE: 1
CMSR1062

Judge

AMBROSE, DICK							
	Pending at Beg of Period		New Cases Filed		Cases Transferred In / Reactivated		Total
	110		33		4		147
Terminations							
	Bankruptcy	Default	RefVacated	Court Trial	Dismiss	Other	Total
	1	10	0	0	12	7	30
	Total Pending at End of Period						117

ASTRAB, MICHAEL							
	Pending at Beg of Period		New Cases Filed		Cases Transferred In / Reactivated		Total
	134		32		2		168
Terminations							
	Bankruptcy	Default	RefVacated	Court Trial	Dismiss	Other	Total
	1	11	0	0	7	7	26
	Total Pending at End of Period						142

BARKER, PAMELA A							
	Pending at Beg of Period		New Cases Filed		Cases Transferred In / Reactivated		Total
	173		25		8		206
Terminations							
	Bankruptcy	Default	RefVacated	Court Trial	Dismiss	Other	Total
	2	15	0	0	13	10	40
	Total Pending at End of Period						166

BURNSIDE, JANET R							
	Pending at Beg of Period		New Cases Filed		Cases Transferred In / Reactivated		Total
	134		29		3		166
Terminations							
	Bankruptcy	Default	RefVacated	Court Trial	Dismiss	Other	Total
	1	2	0	0	7	7	17
	Total Pending at End of Period						149

CALABRESE, DEENA R							
	Pending at Beg of Period		New Cases Filed		Cases Transferred In / Reactivated		Total
	115		38		2		155
Terminations							
	Bankruptcy	Default	RefVacated	Court Trial	Dismiss	Other	Total
	0	9	0	0	4	6	19
	Total Pending at End of Period						136

CLANCY, MAUREEN							
	Pending at Beg of Period		New Cases Filed		Cases Transferred In / Reactivated		Total
	161		24		4		189
Terminations							
	Bankruptcy	Default	RefVacated	Court Trial	Dismiss	Other	Total
	0	6	0	0	10	8	24
	Total Pending at End of Period						165

COLLIER-WILLIAMS, CASSANDRA							
	Pending at Beg of Period		New Cases Filed		Cases Transferred In / Reactivated		Total
	139		28		4		171
Terminations							
	Bankruptcy	Default	RefVacated	Court Trial	Dismiss	Other	Total
	0	9	0	0	6	12	27
	Total Pending at End of Period						144

CORRIGAN, BRIAN J

CUYAHOGA COUNTY COURT OF COMMON PLEAS

DATE: 04/09/2015
TIME: 08:08 AM

Foreclosure Statistics by Judge
Reporting Period: March 2015

PAGE: 2
CMSR1062

Judge

	Pending at Beg of Period		New Cases Filed		Cases Transferred In / Reactivated		Total
	158		27		7		192
Terminations							
	Bankruptcy	Default	RefVacated	Court Trial	Dismiss	Other	Total
	1	8	0	0	5	15	29
	Total Pending at End of Period						163

CORRIGAN, PETER J

	Pending at Beg of Period		New Cases Filed		Cases Transferred In / Reactivated		Total
	108		27		4		139
Terminations							
	Bankruptcy	Default	RefVacated	Court Trial	Dismiss	Other	Total
	1	10	0	0	8	10	29
	Total Pending at End of Period						110

DONNELLY, MICHAEL P

	Pending at Beg of Period		New Cases Filed		Cases Transferred In / Reactivated		Total
	143		35		4		182
Terminations							
	Bankruptcy	Default	RefVacated	Court Trial	Dismiss	Other	Total
	4	4	0	0	4	8	20
	Total Pending at End of Period						162

FRIEDLAND, CAROLYN B

	Pending at Beg of Period		New Cases Filed		Cases Transferred In / Reactivated		Total
	115		22		6		143
Terminations							
	Bankruptcy	Default	RefVacated	Court Trial	Dismiss	Other	Total
	0	0	0	0	8	3	11
	Total Pending at End of Period						132

FRIEDMAN, STUART A

	Pending at Beg of Period		New Cases Filed		Cases Transferred In / Reactivated		Total
	168		27		3		198
Terminations							
	Bankruptcy	Default	RefVacated	Court Trial	Dismiss	Other	Total
	0	4	0	0	4	9	17
	Total Pending at End of Period						181

FUERST, NANCY A

	Pending at Beg of Period		New Cases Filed		Cases Transferred In / Reactivated		Total
	110		25		2		137
Terminations							
	Bankruptcy	Default	RefVacated	Court Trial	Dismiss	Other	Total
	1	7	0	1	4	10	23
	Total Pending at End of Period						114

GALL, STEVEN E

	Pending at Beg of Period		New Cases Filed		Cases Transferred In / Reactivated		Total
	139		32		4		175
Terminations							
	Bankruptcy	Default	RefVacated	Court Trial	Dismiss	Other	Total
	4	5	0	0	6	10	25
	Total Pending at End of Period						150

GALLAGHER, HOLLIE L

CUYAHOGA COUNTY COURT OF COMMON PLEAS

DATE: 04/09/2015
TIME: 08:08 AM

Foreclosure Statistics by Judge
Reporting Period: March 2015

PAGE: 3
CMSR1062

Judge

	Pending at Beg of Period		New Cases Filed		Cases Transferred In / Reactivated		Total
	113		35		4		152
Terminations							
	Bankruptcy	Default	RefVacated	Court Trial	Dismiss	Other	Total
	0	13	0	0	4	10	27
	Total Pending at End of Period						125

GALLAGHER, SHANNON M							
	Pending at Beg of Period		New Cases Filed		Cases Transferred In / Reactivated		Total
	120		34		10		164
Terminations							
	Bankruptcy	Default	RefVacated	Court Trial	Dismiss	Other	Total
	2	8	0	0	3	4	17
	Total Pending at End of Period						147

GAUL, DANIEL							
	Pending at Beg of Period		New Cases Filed		Cases Transferred In / Reactivated		Total
	180		32		8		220
Terminations							
	Bankruptcy	Default	RefVacated	Court Trial	Dismiss	Other	Total
	0	18	0	0	5	5	28
	Total Pending at End of Period						192

JACKSON, MICHAEL E							
	Pending at Beg of Period		New Cases Filed		Cases Transferred In / Reactivated		Total
	147		27		8		182
Terminations							
	Bankruptcy	Default	RefVacated	Court Trial	Dismiss	Other	Total
	3	8	0	0	8	7	26
	Total Pending at End of Period						156

MASON, LANCE T							
	Pending at Beg of Period		New Cases Filed		Cases Transferred In / Reactivated		Total
	143		26		9		178
Terminations							
	Bankruptcy	Default	RefVacated	Court Trial	Dismiss	Other	Total
	1	9	0	0	13	13	36
	Total Pending at End of Period						142

MATIA, DAVID T							
	Pending at Beg of Period		New Cases Filed		Cases Transferred In / Reactivated		Total
	155		25		5		185
Terminations							
	Bankruptcy	Default	RefVacated	Court Trial	Dismiss	Other	Total
	1	6	0	0	8	12	27
	Total Pending at End of Period						158

MCCLELLAND, ROBERT C							
	Pending at Beg of Period		New Cases Filed		Cases Transferred In / Reactivated		Total
	126		29		4		159
Terminations							
	Bankruptcy	Default	RefVacated	Court Trial	Dismiss	Other	Total
	0	10	0	0	6	8	24
	Total Pending at End of Period						135

MCCORMICK, TIMOTHY

CUYAHOGA COUNTY COURT OF COMMON PLEAS

DATE: 04/09/2015
TIME: 08:08 AM

Foreclosure Statistics by Judge
Reporting Period: March 2015

PAGE: 4
CMSR1062

Judge							
	Pending at Beg of Period		New Cases Filed	Cases Transferred In / Reactivated			Total
	115		29	4			148
Terminations							
	Bankruptcy	Default	RefVacated	Court Trial	Dismiss	Other	Total
	1	11	0	0	4	10	26
	Total Pending at End of Period						122
MCDONNELL, NANCY R							
	Pending at Beg of Period		New Cases Filed	Cases Transferred In / Reactivated			Total
	139		28	6			173
Terminations							
	Bankruptcy	Default	RefVacated	Court Trial	Dismiss	Other	Total
	0	5	0	0	6	8	19
	Total Pending at End of Period						154
O'DONNELL, JOHN P							
	Pending at Beg of Period		New Cases Filed	Cases Transferred In / Reactivated			Total
	102		26	4			132
Terminations							
	Bankruptcy	Default	RefVacated	Court Trial	Dismiss	Other	Total
	0	13	0	0	5	7	25
	Total Pending at End of Period						107
RUSSO, JOHN J							
	Pending at Beg of Period		New Cases Filed	Cases Transferred In / Reactivated			Total
	60		18	4			82
Terminations							
	Bankruptcy	Default	RefVacated	Court Trial	Dismiss	Other	Total
	0	7	0	0	2	10	19
	Total Pending at End of Period						63
RUSSO, JOSEPH D							
	Pending at Beg of Period		New Cases Filed	Cases Transferred In / Reactivated			Total
	85		30	4			119
Terminations							
	Bankruptcy	Default	RefVacated	Court Trial	Dismiss	Other	Total
	0	4	0	0	5	6	15
	Total Pending at End of Period						104
RUSSO, MICHAEL J							
	Pending at Beg of Period		New Cases Filed	Cases Transferred In / Reactivated			Total
	146		31	6			183
Terminations							
	Bankruptcy	Default	RefVacated	Court Trial	Dismiss	Other	Total
	3	6	0	0	2	10	21
	Total Pending at End of Period						162
RUSSO, NANCY MARGARET							
	Pending at Beg of Period		New Cases Filed	Cases Transferred In / Reactivated			Total
	89		29	3			121
Terminations							
	Bankruptcy	Default	RefVacated	Court Trial	Dismiss	Other	Total
	0	9	0	0	10	2	21
	Total Pending at End of Period						100
SAFFOLD, SHIRLEY STRICKLAND							

CUYAHOGA COUNTY COURT OF COMMON PLEAS

DATE: 04/09/2015
TIME: 08:08 AM

Foreclosure Statistics by Judge
Reporting Period: March 2015

PAGE: 5
CMSR1062

Judge

	Pending at Beg of Period		New Cases Filed		Cases Transferred In / Reactivated		Total
	135		33		6		174
Terminations							
	Bankruptcy	Default	RefVacated	Court Trial	Dismiss	Other	Total
	0	5	0	0	6	9	20
	Total Pending at End of Period						154

SHEEHAN, BRENDAN J							
	Pending at Beg of Period		New Cases Filed		Cases Transferred In / Reactivated		Total
	92		27		7		126
Terminations							
	Bankruptcy	Default	RefVacated	Court Trial	Dismiss	Other	Total
	0	9	0	0	4	8	21
	Total Pending at End of Period						105

SUTULA, JOHN D							
	Pending at Beg of Period		New Cases Filed		Cases Transferred In / Reactivated		Total
	166		36		9		211
Terminations							
	Bankruptcy	Default	RefVacated	Court Trial	Dismiss	Other	Total
	1	8	0	0	3	7	19
	Total Pending at End of Period						192

SUTULA, KATHLEEN ANN							
	Pending at Beg of Period		New Cases Filed		Cases Transferred In / Reactivated		Total
	89		32		8		129
Terminations							
	Bankruptcy	Default	RefVacated	Court Trial	Dismiss	Other	Total
	0	7	0	0	6	8	21
	Total Pending at End of Period						108

SYNENBERG, JOAN							
	Pending at Beg of Period		New Cases Filed		Cases Transferred In / Reactivated		Total
	125		35		12		172
Terminations							
	Bankruptcy	Default	RefVacated	Court Trial	Dismiss	Other	Total
	2	11	0	0	2	14	29
	Total Pending at End of Period						143

VILLANUEVA, JOSE` A							
	Pending at Beg of Period		New Cases Filed		Cases Transferred In / Reactivated		Total
	145		27		5		177
Terminations							
	Bankruptcy	Default	RefVacated	Court Trial	Dismiss	Other	Total
	0	5	0	0	6	12	23
	Total Pending at End of Period						154

Monthly Summary

MONTHLY SUMMARY

March 2015

NAME	PEND	ASSIGNED			TRIALS						DISP	PENDING				+ -
		CV	CR	TOT	JURY			COURT				CV	FR	CR	TOT	
					CV	CR	TOT	CV	CR	TOT		CV	FR	CR	TOT	
Dick Ambrose	442	66	38	104	0	1	1	0	0	0	111	197	117	121	435	+ 7
Michael K. Astrab	488	65	28	93	0	1	1	0	0	0	103	201	142	135	478	+ 10
Pamela A. Barker	477	70	32	102	1	0	1	0	0	0	114	225	163	77	465	+ 12
Janet R. Burnside	447	69	39	108	1	0	1	1	0	1	90	213	149	103	465	- 18
Deena R. Calabrese	466	65	27	92	0	3	3	0	0	0	99	216	133	110	459	+ 7
Maureen Clancy	440	69	27	96	0	0	0	0	0	0	97	199	164	76	439	+ 1
Cassandra Collier-Willia	498	69	23	92	0	0	0	0	0	0	98	195	143	154	492	+ 6
Brian J. Corrigan	535	67	21	88	1	0	1	0	0	0	92	275	161	95	531	+ 4
Peter J. Corrigan	437	67	25	92	0	0	0	0	1	1	105	209	109	106	424	+ 13
Michael P. Donnelly	407	65	25	90	1	1	2	0	4	4	82	187	162	66	415	- 8
Carolyn B. Friedland	459	70	27	97	0	0	0	0	2	2	60	220	131	145	496	- 37
Stuart A. Friedman	497	67	27	94	1	0	1	0	2	2	82	211	180	118	509	- 12
Nancy A. Fuerst	402	62	34	96	0	1	1	0	0	0	90	213	114	81	408	- 6
Steven E. Gall	487	64	42	106	0	1	1	0	0	0	125	196	150	122	468	+ 19
Hollie L. Gallagher	373	69	21	90	0	1	1	0	0	0	79	207	125	52	384	- 11
Shannon M. Gallagher	398	68	28	96	1	0	1	0	0	0	62	186	139	107	432	- 34
Daniel Gaul	577	72	29	101	0	1	1	0	2	2	116	260	192	110	562	+ 15
Michael E Jackson	517	73	31	104	0	0	0	0	0	0	104	241	155	121	517	0
Lance T. Mason	420	71	33	104	0	0	0	0	1	1	103	173	140	108	421	- 1
David T. Matia	431	68	48	116	0	3	3	0	1	1	97	186	157	107	450	- 19
Robert C. McClelland	562	67	26	93	0	0	0	0	0	0	110	280	135	130	545	+ 17
Timothy McCormick	398	65	32	97	0	3	3	0	1	1	99	192	122	82	396	+ 2
Nancy R. McDonnell	432	70	41	111	0	0	0	0	0	0	75	212	154	102	468	- 36
John P. O'Donnell	522	64	29	93	0	2	2	0	0	0	109	294	107	105	506	+ 16
John J. Russo	186	39	10	49	0	0	0	0	0	0	40	112	63	20	195	- 9
Joseph D. Russo	461	64	27	91	2	0	2	0	0	0	82	244	103	123	470	- 9
Michael J. Russo	410	67	26	93	0	0	0	0	1	1	71	184	162	86	432	- 22
Nancy Margaret Russo	258	69	30	99	0	0	0	0	1	1	82	124	100	51	275	- 17
Shirley Strickland Saffold	473	70	30	100	0	0	0	0	0	0	111	192	154	116	462	+ 11
Brendan J. Sheehan	299	71	27	98	0	1	1	1	0	1	66	156	105	70	331	- 32
John D. Sutula	578	69	32	101	0	0	0	0	0	0	69	271	191	148	610	- 32
Kathleen Ann Sutula	336	74	29	103	0	1	1	0	0	0	73	170	108	88	366	- 30
Joan Synenberg	387	77	34	111	0	2	2	0	0	0	109	179	141	69	389	- 2
José A. Villanueva	536	69	16	85	0	1	1	1	0	1	109	244	154	114	512	+ 24
TOTALS	15036	2291	994	3285	8	23	31	3	16	19	3114	7064	4725	3418	15207	- 171

Year to Date Summary

SUMMARY FOR THE COURT

January - March 2015

NAME	PEND	ASSIGNED			TRIALS						DISP	PENDING				+ -
		CV	CR	TOT	JURY			COURT				CV	FR	CR	TOT	
					CV	CR	TOT	CV	CR	TOT		CV	FR	CR	TOT	
Dick Ambrose	452	175	92	267	2	1	3	0	0	0	284	197	117	121	435	+ 17
Michael K. Astrab	478	171	80	251	1	3	4	0	0	0	251	201	142	135	478	0
Pamela A. Barker	487	185	72	257	1	2	3	0	1	1	279	225	163	77	465	+ 22
Janet R. Burnside	436	172	104	276	1	0	1	2	3	5	247	213	149	103	465	- 29
Deena R. Calabrese	473	174	84	258	0	5	5	0	0	0	272	216	133	110	459	+ 14
Maureen Clancy	430	176	82	258	0	3	3	0	0	0	249	199	164	76	439	- 9
Cassandra Collier-Willia	471	177	108	285	0	0	0	0	0	0	264	195	143	154	492	- 21
Brian J. Corrigan	541	177	76	253	2	1	3	0	1	1	263	275	161	95	531	+ 10
Peter J. Corrigan	432	169	75	244	0	1	1	0	1	1	252	209	109	106	424	+ 8
Michael P. Donnelly	415	173	62	235	2	1	3	0	5	5	235	187	162	66	415	0
Carolyn B. Friedland	483	181	80	261	1	0	1	0	6	6	248	220	131	145	496	- 13
Stuart A. Friedman	520	166	79	245	1	4	5	0	4	4	256	211	180	118	509	+ 11
Nancy A. Fuerst	393	158	76	234	1	1	2	0	0	0	219	213	114	81	408	- 15
Steven E. Gall	494	168	116	284	0	4	4	0	1	1	310	196	150	122	468	+ 26
Hollie L. Gallagher	379	173	55	228	2	2	4	0	1	1	223	207	125	52	384	- 5
Shannon M. Gallagher	533	158	78	236	1	1	2	0	0	0	337	186	139	107	432	+ 101
Daniel Gaul	644	178	74	252	0	3	3	0	2	2	334	260	192	110	562	+ 82
Michael E Jackson	506	181	93	274	0	0	0	0	0	0	263	241	155	121	517	- 11
Lance T. Mason	434	177	89	266	2	0	2	0	1	1	279	173	140	108	421	+ 13
David T. Matia	455	177	100	277	0	3	3	0	1	1	282	186	157	107	450	+ 5
Robert C. McClelland	538	173	103	276	0	0	0	1	0	1	269	280	135	130	545	- 7
Timothy McCormick	414	173	95	268	0	6	6	0	1	1	286	192	122	82	396	+ 18
Nancy R. McDonnell	423	171	92	263	1	3	4	0	0	0	218	212	154	102	468	- 45
John P. O'Donnell	555	160	86	246	1	3	4	0	0	0	295	294	107	105	506	+ 49
John J. Russo	178	102	21	123	0	0	0	0	0	0	106	112	63	20	195	- 17
Joseph D. Russo	477	170	78	248	2	0	2	0	0	0	255	244	103	123	470	+ 7
Michael J. Russo	403	170	81	251	0	0	0	0	2	2	222	184	162	86	432	- 29
Nancy Margaret Russo	258	182	74	256	0	1	1	0	2	2	239	124	100	51	275	- 17
Shirley Strickland Saffold	462	176	94	270	0	3	3	0	0	0	270	192	154	116	462	0
Brendan J. Sheehan	320	175	75	250	0	3	3	2	1	3	239	156	105	70	331	- 11
John D. Sutula	569	174	96	270	0	0	0	0	1	1	229	271	191	148	610	- 41
Kathleen Ann Sutula	347	180	83	263	0	4	4	0	0	0	244	170	108	88	366	- 19
Joan Synenberg	398	191	102	293	0	2	2	0	1	1	302	179	141	69	389	+ 9
José A. Villanueva	551	174	63	237	0	3	3	1	1	2	276	244	154	114	512	+ 39
TOTALS	15349	5837	2818	8655	21	63	84	6	36	42	8797	7064	4725	3418	15207	+ 142

Corrections/Adjustments