

CUYAHOGA COUNTY COMMON PLEAS COURT

***Statistics Report
February 2015***

***John J. Russo
Administrative and Presiding Judge***

TABLE OF CONTENTS

Criminal Statistics

Newly Filed, Re-Activated and Transferred in Cases _____ 4

Yearly Criminal Terminations _____ 5

Pending Criminal Cases End of Period _____ 6

Clearance Rate _____ 7

Arrest to Disposition Timeline _____ 8

Average Arrest to Disposition Timeline (Jail Cases) _____ 9

Average Arrest to Disposition Timeline (Non-Jail Cases) _____ 10

Average Arrest to Disposition Timeline (Jail and Non-Jail Cases) _____ 11

Yearly Average Arrest to Disposition Timeline _____ 12

Indictments and Informations Filed With the Clerk of Courts _____ 13

Bail Case Arraignment Activity _____ 14

Overall Arraignment Statistics _____ 15

Foreclosure Statistics

Total Pending Judicial Foreclosure Cases Referred to Magistrates _____ 17

Total Pending Tax Lien & Certificate Cases Referred to Magistrates _____ 18

Percentage of Pending Judicial Foreclosure Cases By Filing Year _____ 19

Judicial Foreclosure Clearance Rate Year 2015 _____ 20

Avg. Number of Days to Disp. (Excl. Bank. Stays & Tax Lien & Tax Cert.) _____ 21

Avg. Number of Days to Disp. (Excl. Bank. Stays & Incl. Tax Lien & Tax Cert.) _____ 22

Total New Judicial Foreclosure Filings _____ 23

New Marsh of Lien/Quiet Title/Partition Case Filings for Years 2005 – 2015 YTD _____ 24

New Marsh of Lien/Quiet Title/Partition Case Filings by month for 2015 YTD _____ 24

New Tax Lien & Certificate Filings for Years 2005 – 2015 YTD _____ 25

New Tax Lien & Certificate Filings by Month for Year 2015 YTD _____ 25

Total New Judicial Foreclosure Filings Years 2005 – 2015 YTD _____ 26

Total New Judicial Foreclosure Filings by Month for Year 2015 YTD _____ 26

Magistrate’s Monthly Reports _____ 27

Report CMSR1062 - Judicial Foreclosure Statistics by Judge _____ 35

Monthly Summary _____ 41

Year to Date Summary _____ 43

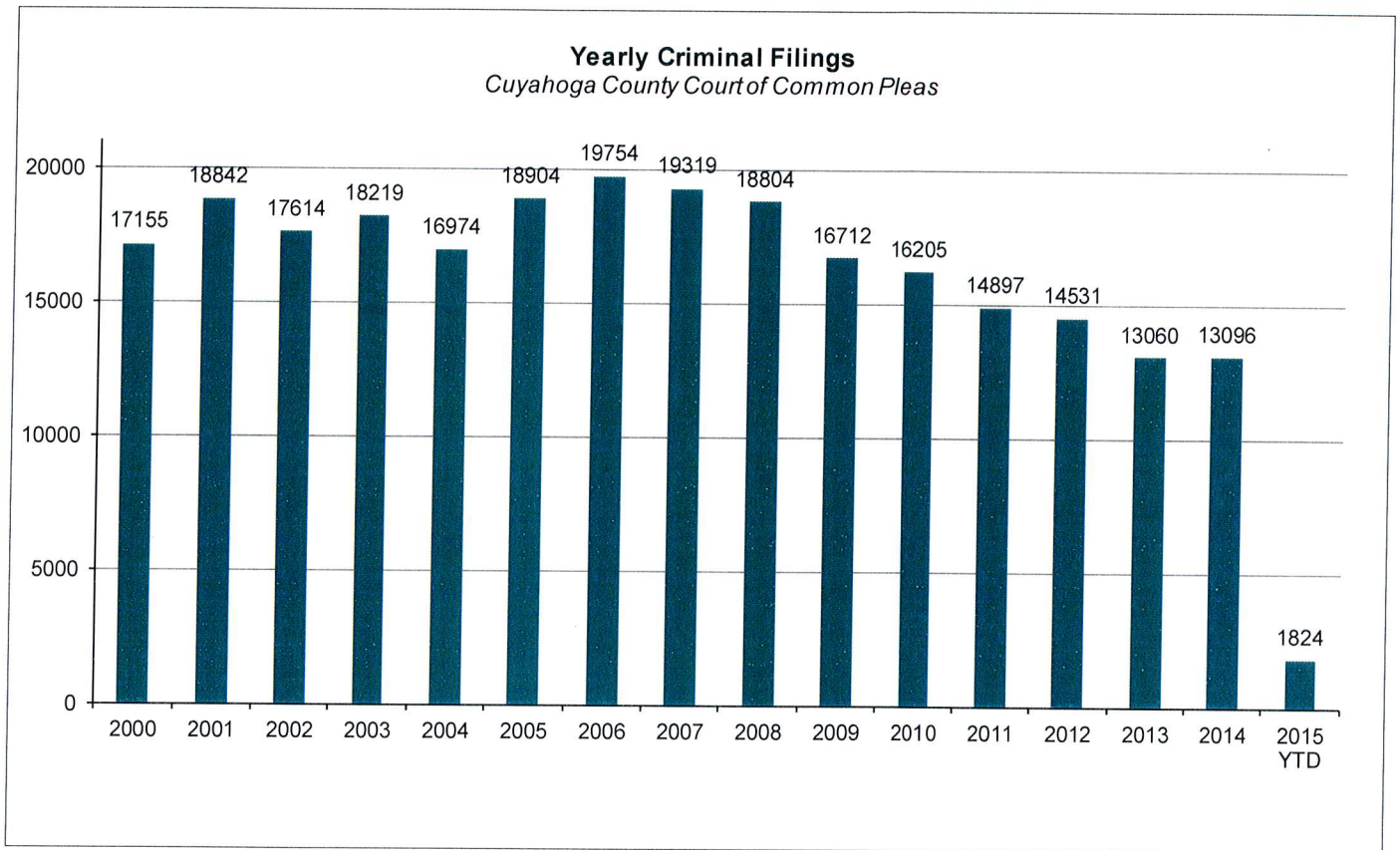
Corrections/Adjustments _____ 45

Criminal Case Statistics

CUYAHOGA COUNTY COMMON PLEAS COURT

Newly Filed, Re-Activated and Transferred in Cases

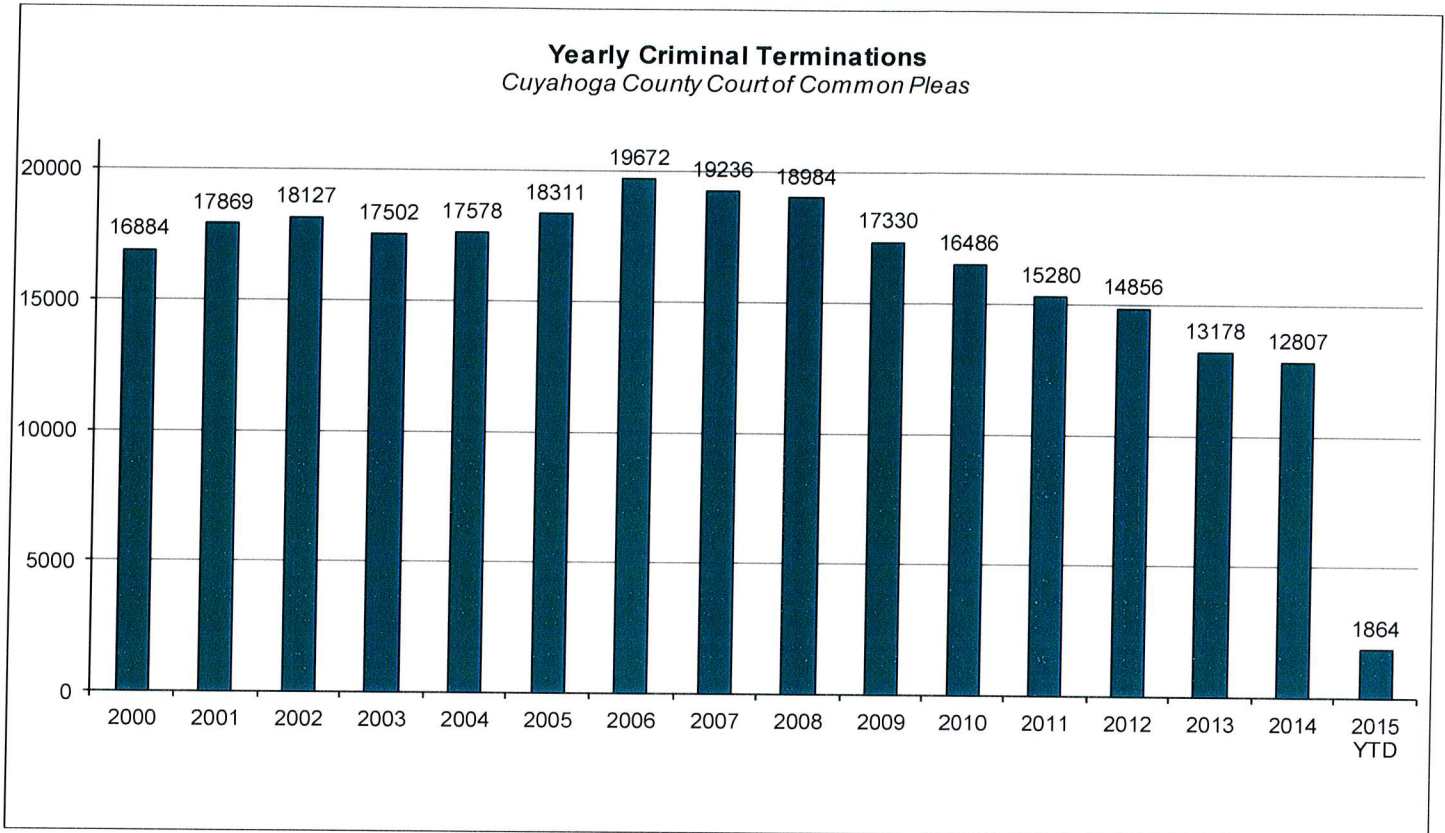
The following chart is a representation of all filed cases in Cuyahoga County Court of Common Pleas from 2000 – February 2015. Newly filed cases are defined as having been arraigned and assigned to a Judge. Re-activated cases are defined as cases where a defendant was unavailable for trial and has now become ready to proceed. Transferred cases are defined as cases moved from one judge's docket to another. This could be due to re-assignment to a Mental Health Judge or after additional information indicates that by Court rule, the case should have been assigned to another Judge.



CUYAHOGA COUNTY COMMON PLEAS COURT

Yearly Criminal Terminations

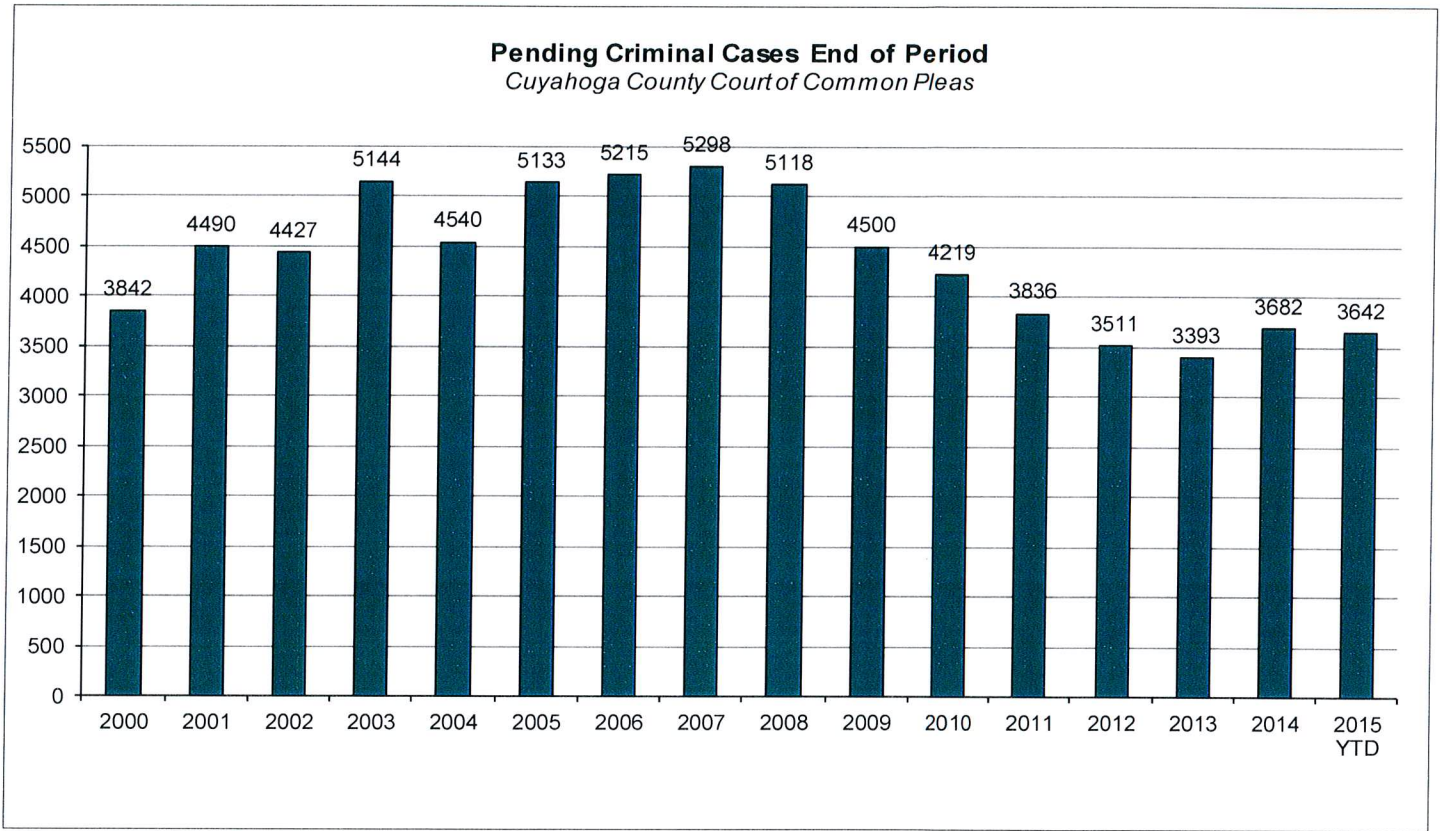
The following chart represents cases that have been terminated by the court from 2000 – February 2015. These cases have been terminated either by trial; plea, dismissal or a defendant is unavailable for trial or sentencing.



CUYAHOGA COUNTY COMMON PLEAS COURT

Pending Criminal Cases End of Period

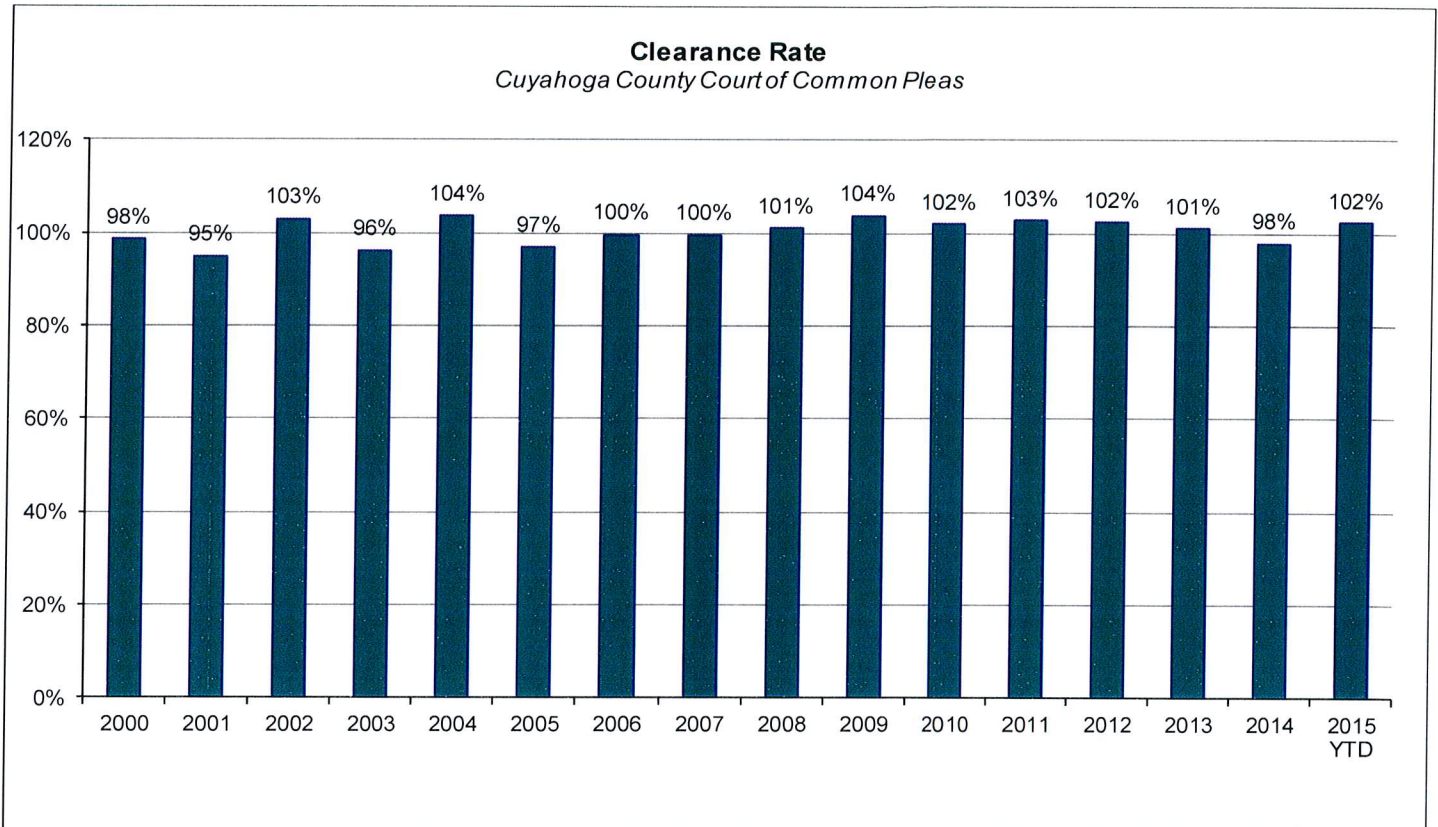
The following chart represents the total number of cases pending at the end of the reporting period from 2000 – February 2015. Pending criminal cases at the end of the period is determined by adding the total number of pending cases at the beginning of the reporting period, and all newly filed, re-activated and transferred in cases. The total number of cases terminated in the period is subtracted from the sum total pending at the beginning of the period to give the value pending at the end of the period.



CUYAHOGA COUNTY COMMON PLEAS COURT

Clearance Rate

The Clearance Rate is the total number of outgoing cases as a percentage of the number of incoming cases. Clearance rate measures whether the court is keeping up with its incoming caseload. If cases are not disposed in a timely manner, a backlog of cases awaiting disposition will grow. A Clearance Rate of 100% indicates that at least as many cases have been filed, reopened, or reactivated in a period have been disposed.



Arrest to Disposition Timeline

Arrest to disposition timeline is a method to measure how felony cases flow through the Cuyahoga County Criminal Justice System. By capturing how long a case takes to move from stage to stage, we can examine where problems may exist and where potential improvements in case processing can be made.

The source data was extracted from the Cuyahoga County Court of Common Pleas Case Management System. The overall population of sample data was based on cases terminated in a given month excluding cases that have gone through diversion programs. A case is defined as a defendant and all charges involved in a single incident. The period for the extracted data is from February 2015.

The stages examined were:

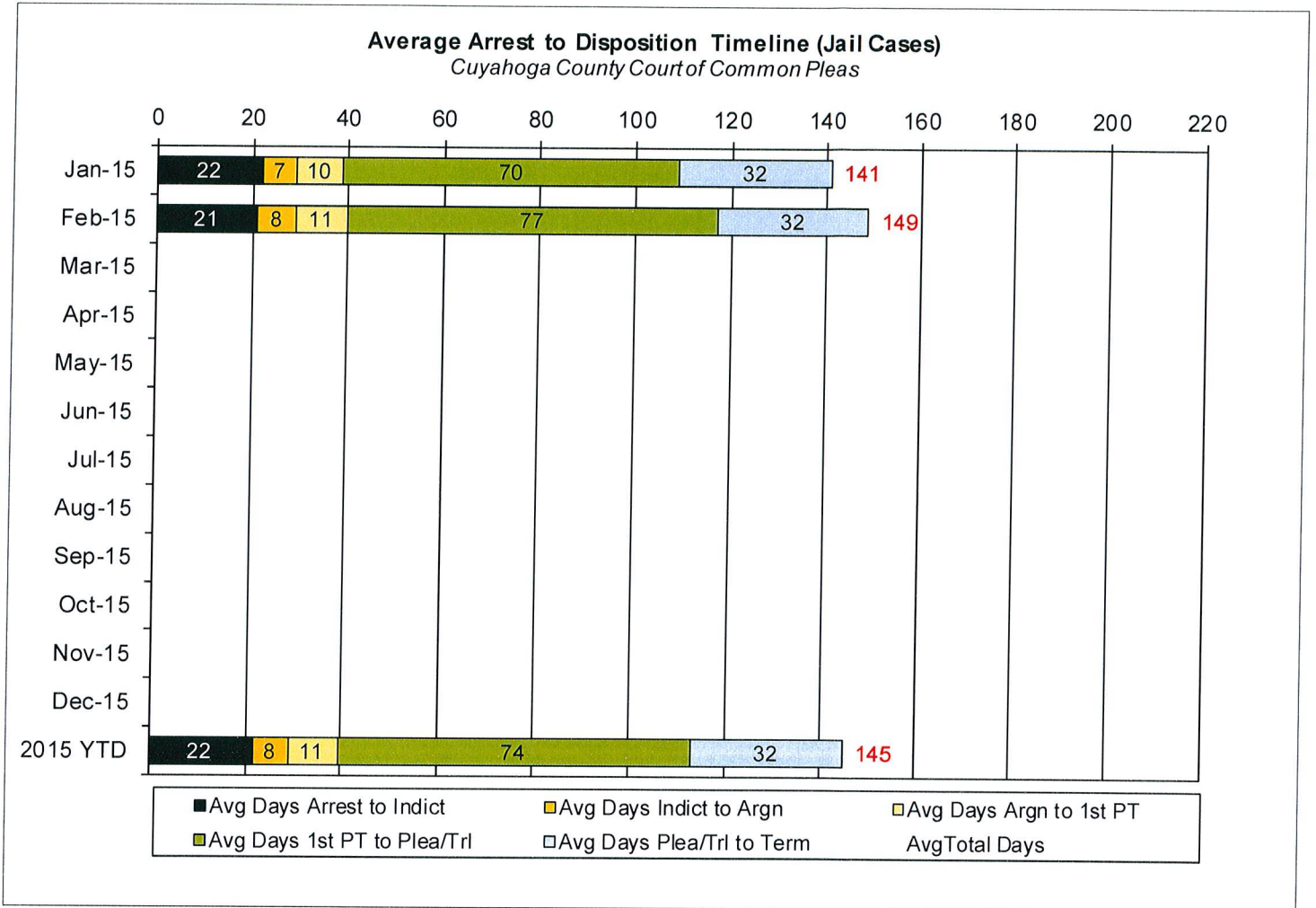
Arrest to Indictment
Indictment to Arraignment
Arraignment to 1st Pre-Trial
1st Pre-Trial to Plea/Trial
Plea/Trial to Termination

Due to the fact that each case may or may not have all of the stage date elements, a method to arrive at stage averages was applied. For a case to be included in the average for a stage there would need to be both dates for the given stage. A case would be included in the Arrest to Indictment stage if both arrest date and indictment date were available. This method was applied to each of the five stages. Next we calculated the total number of cases that met the date criteria for each of the ranges and also the total number of days between each date. To arrive at an average, the total number of days for each case in each range was calculated and divided by the total number of cases that met the date criteria. If a case had a time period or periods where the defendant was capiased or referred to the Psych Clinic, that amount of time was subtracted from the appropriate range. For re-indicted cases, the original arrest date is used.

The following three charts are for Jail, Non-Jail and combined Jail and Non-Jail cases. Jail and Non-Jail cases are defined by the posting of bond prior to plea or trial.

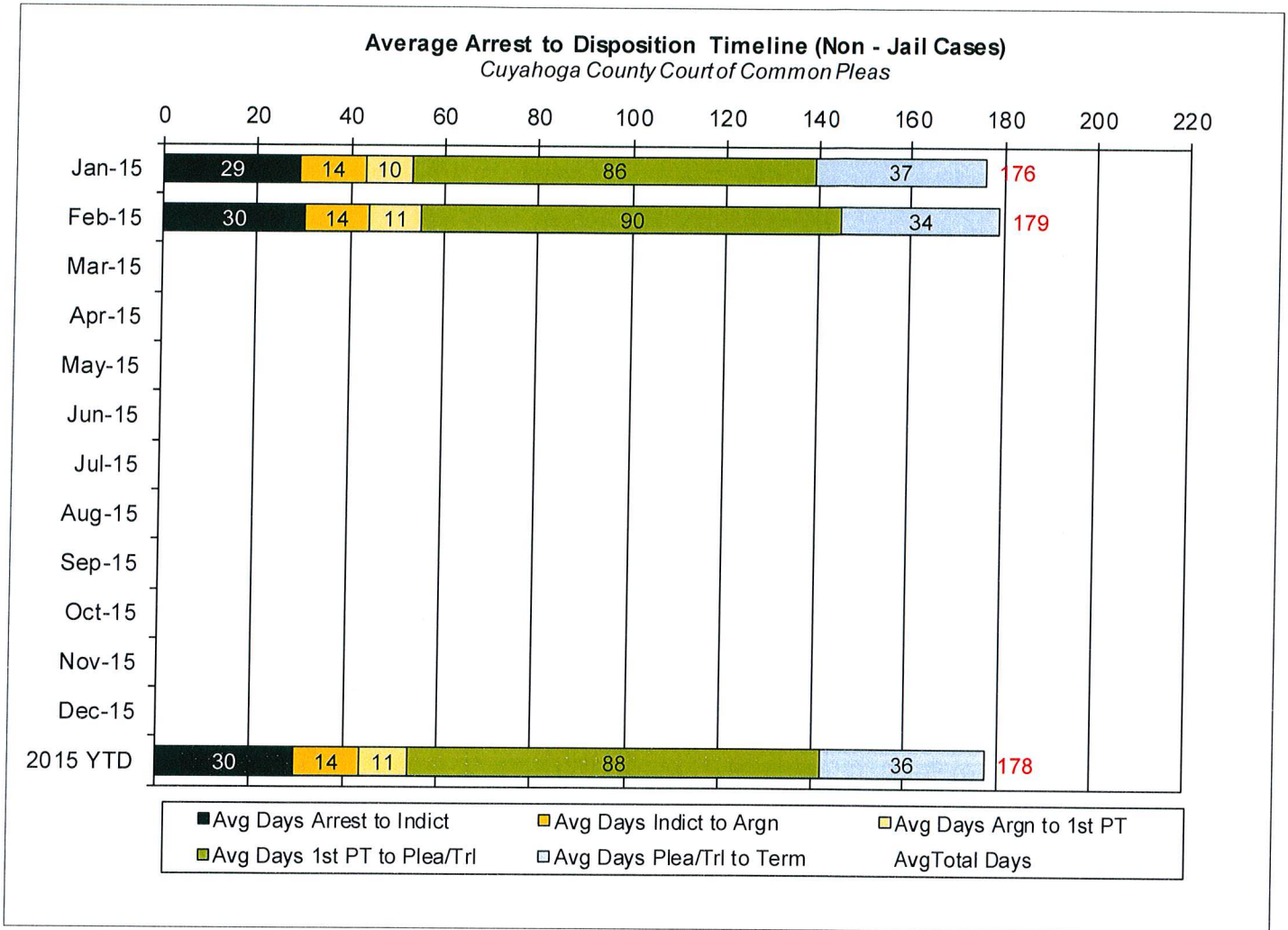
CUYAHOGA COUNTY COMMON PLEAS COURT

Average Arrest to Disposition Timeline (Jail Cases)



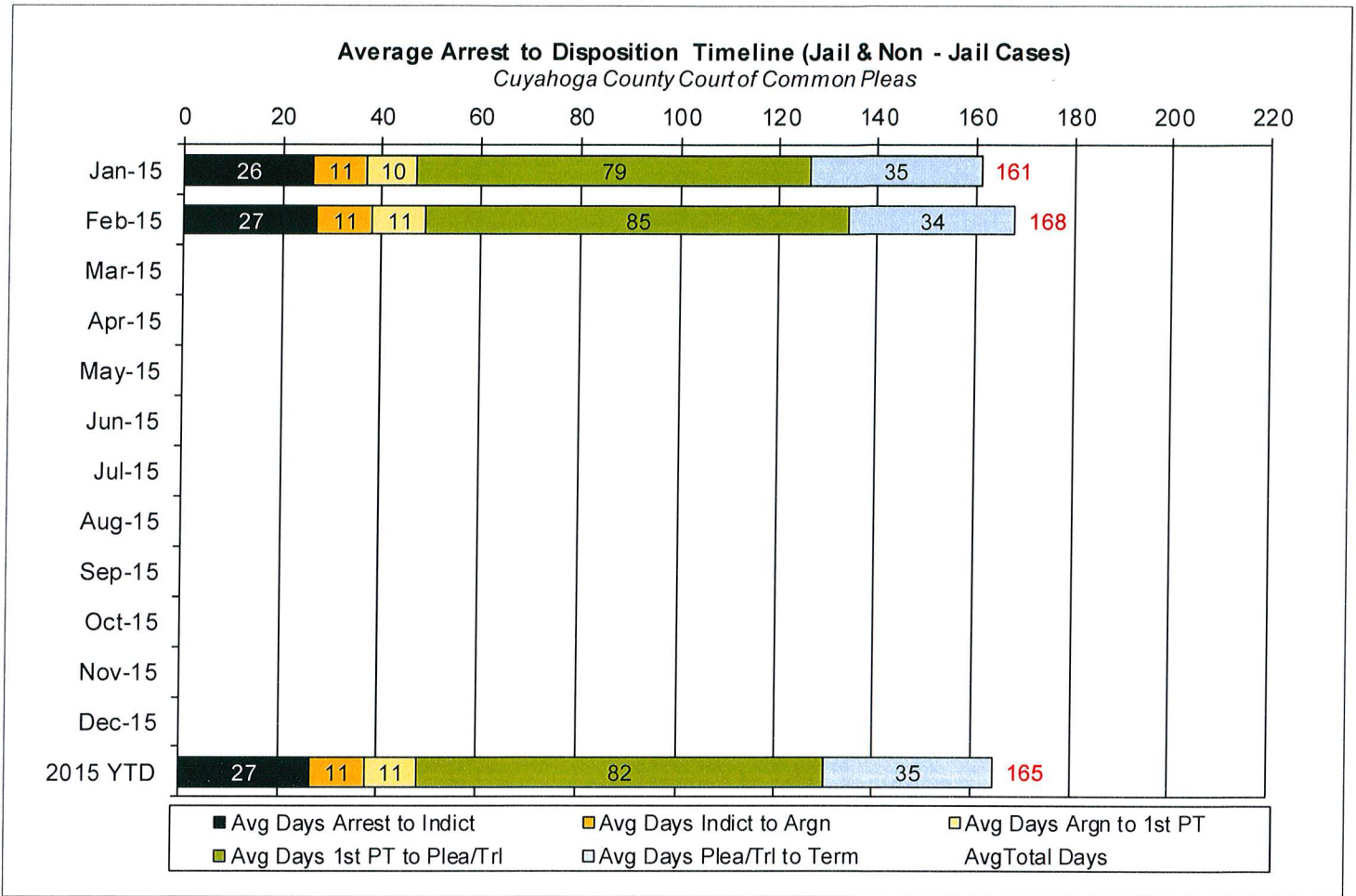
CUYAHOGA COUNTY COMMON PLEAS COURT

Average Arrest to Disposition Timeline (Non-Jail Cases)



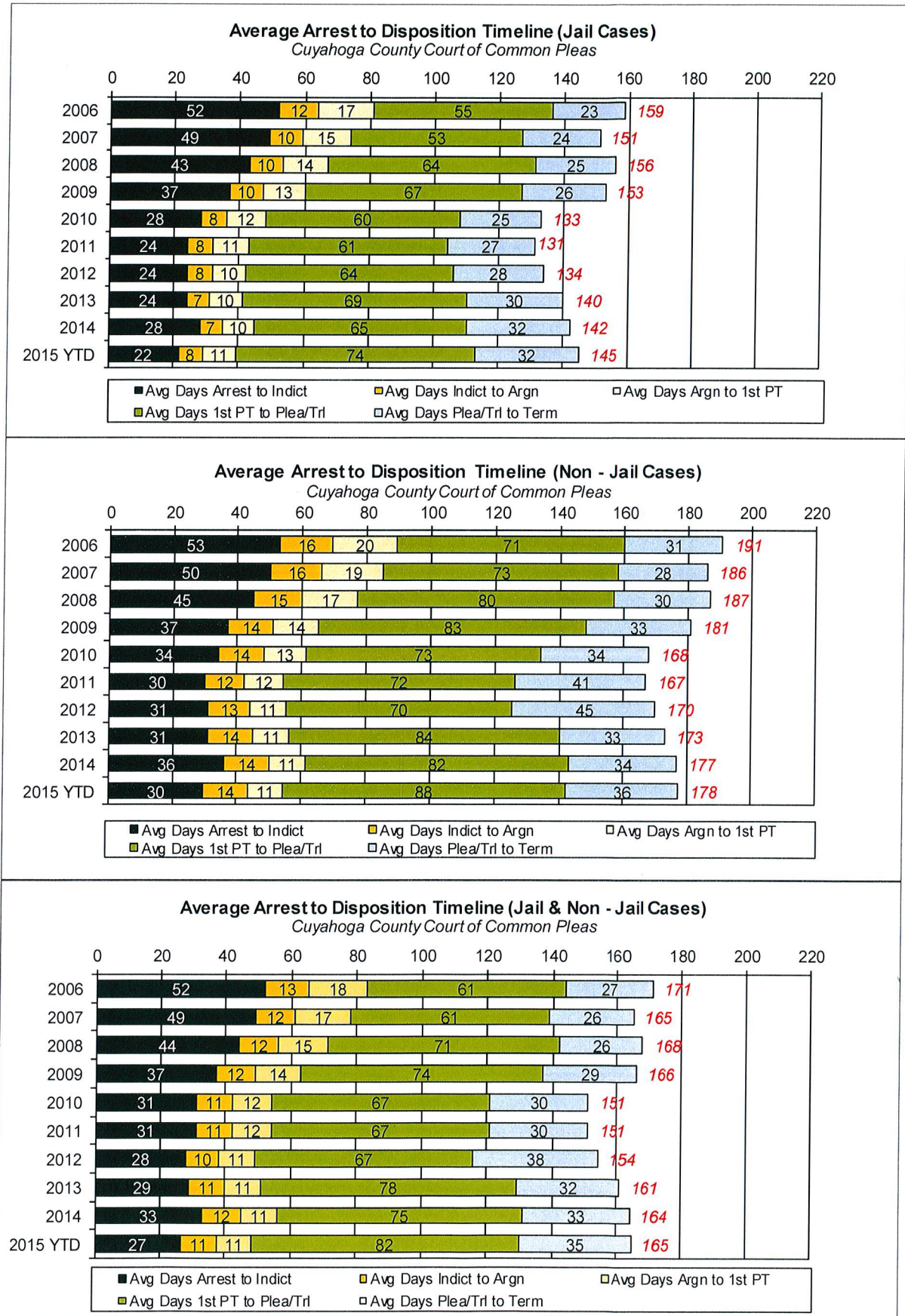
CUYAHOGA COUNTY COMMON PLEAS COURT

Average Arrest to Disposition Timeline (Jail and Non-Jail Cases)



CUYAHOGA COUNTY COMMON PLEAS COURT

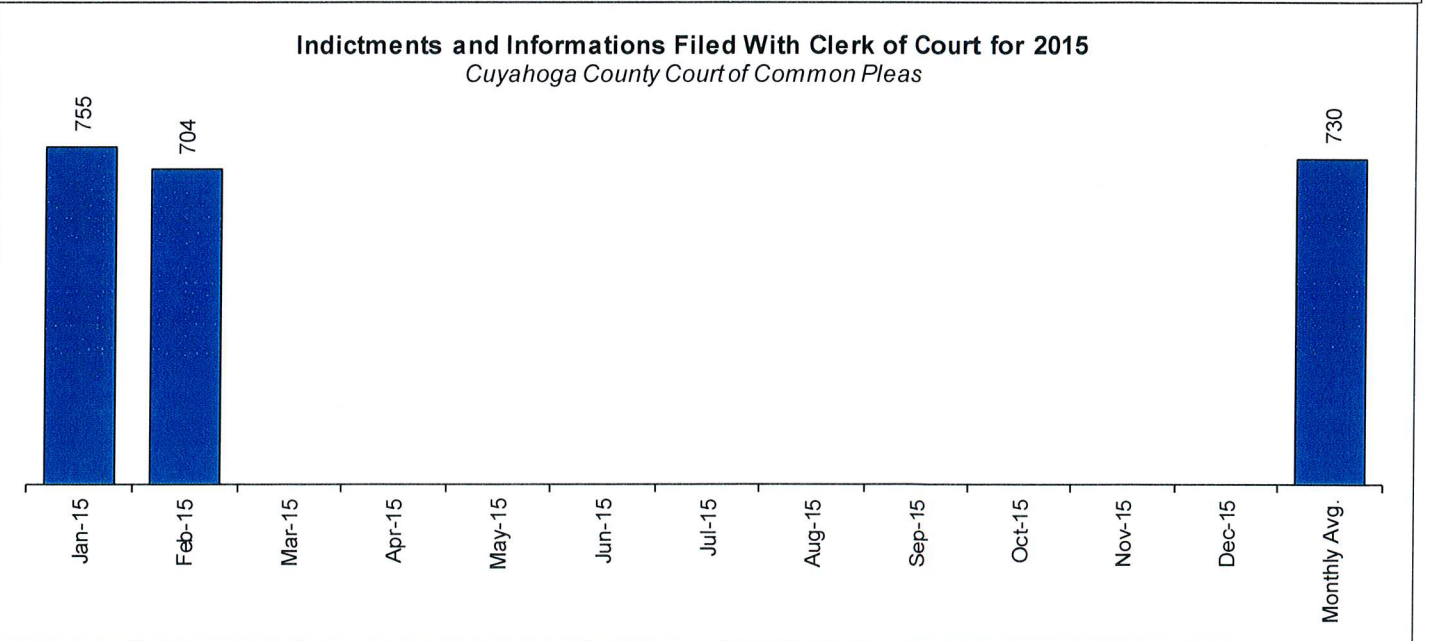
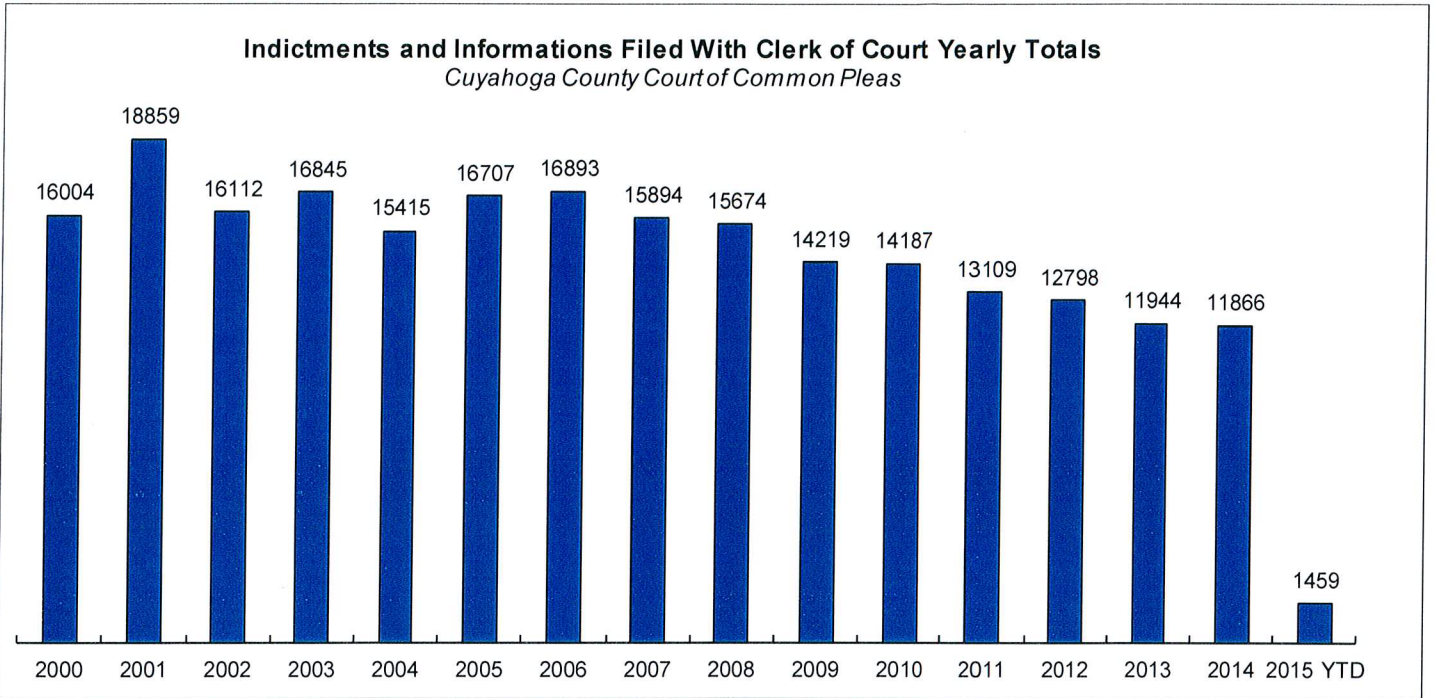
Yearly Average Arrest to Disposition Timeline



CUYAHOGA COUNTY COMMON PLEAS COURT

Indictments and Informations Filed With the Clerk of Courts

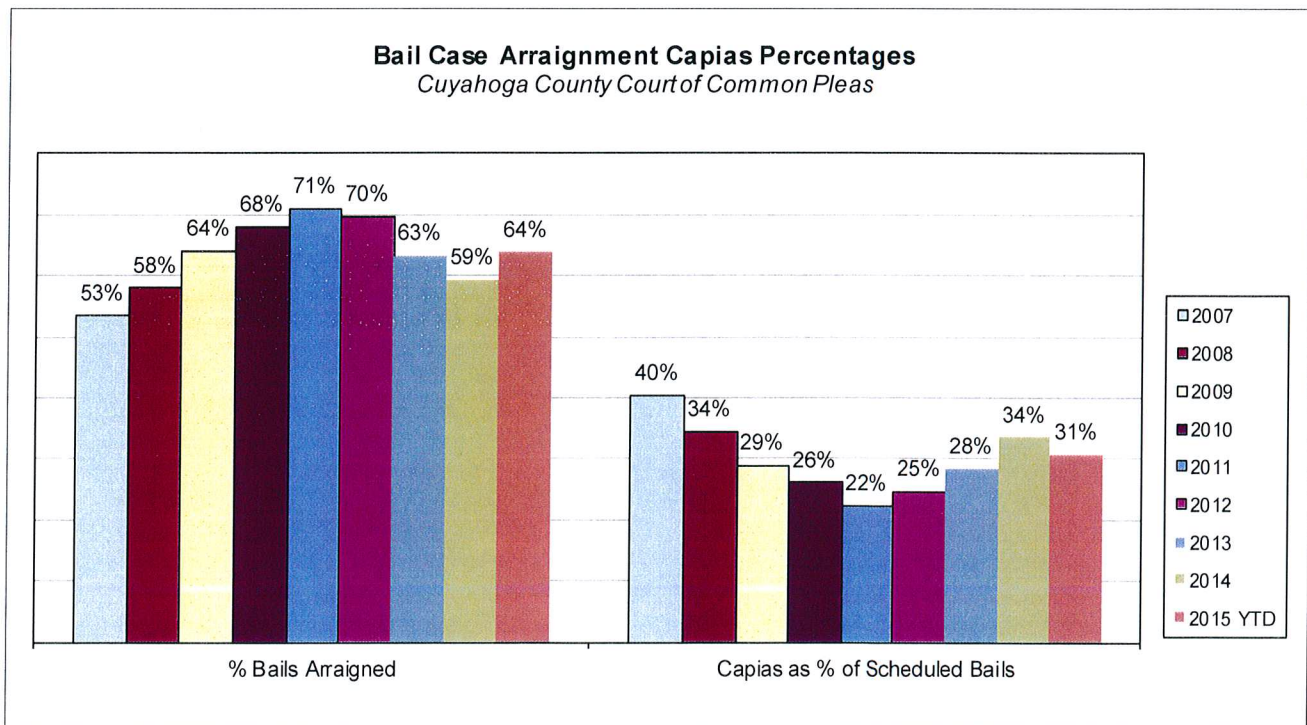
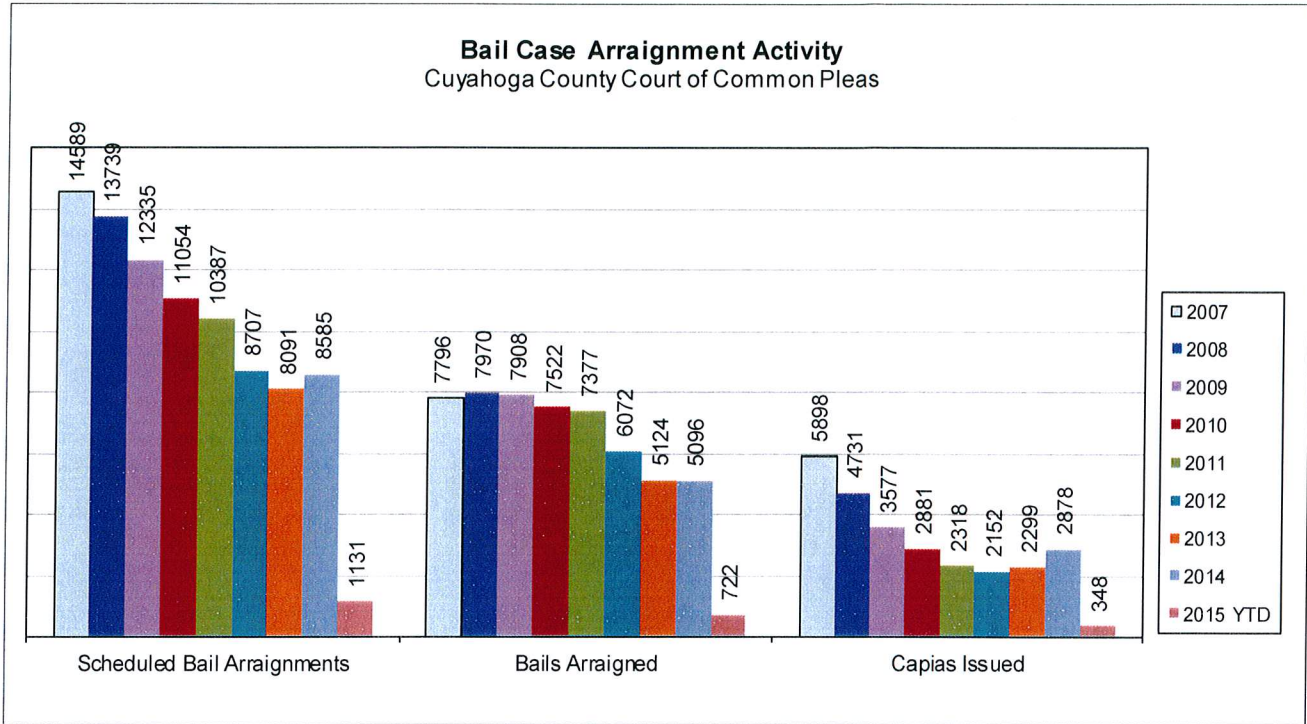
The following charts are reflective of Indictments and Informations filed with the Criminal Clerk of Courts from 2000. The source for this information was the Criminal Clerk's Office.



CUYAHOGA COUNTY COMMON PLEAS COURT

Bail Case Arraignment Activity

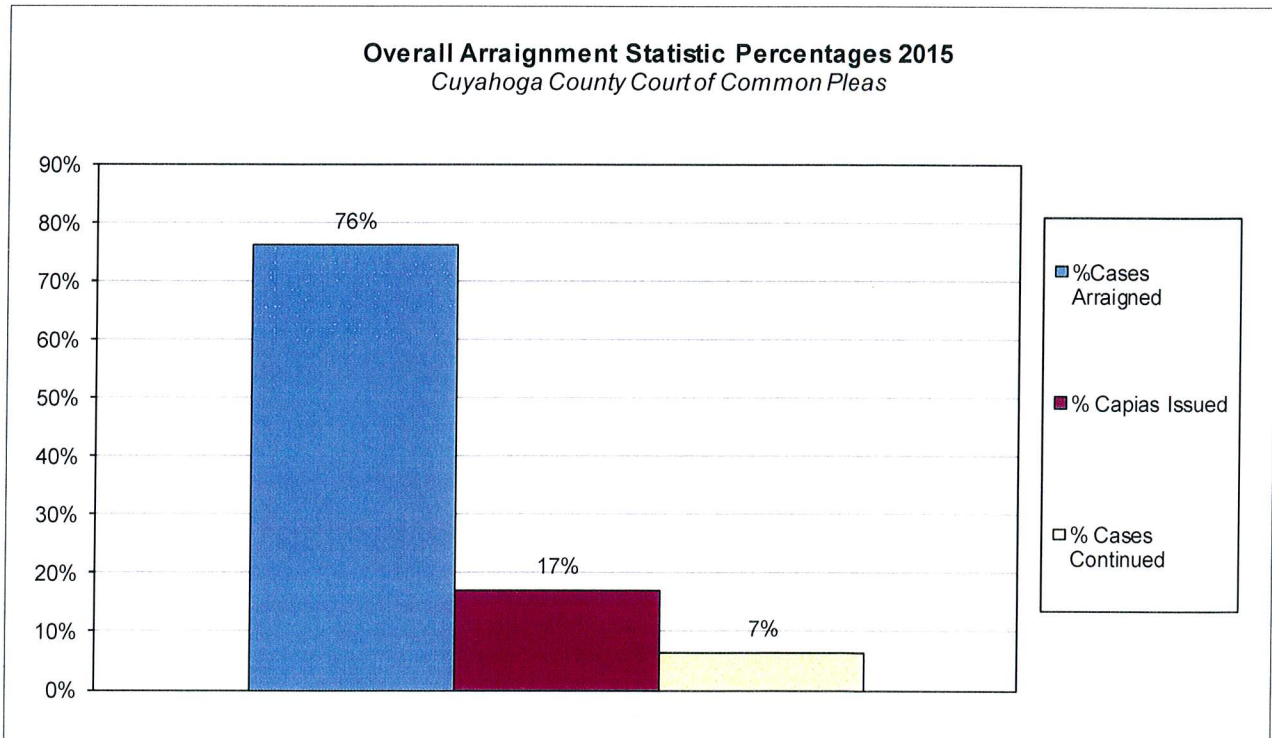
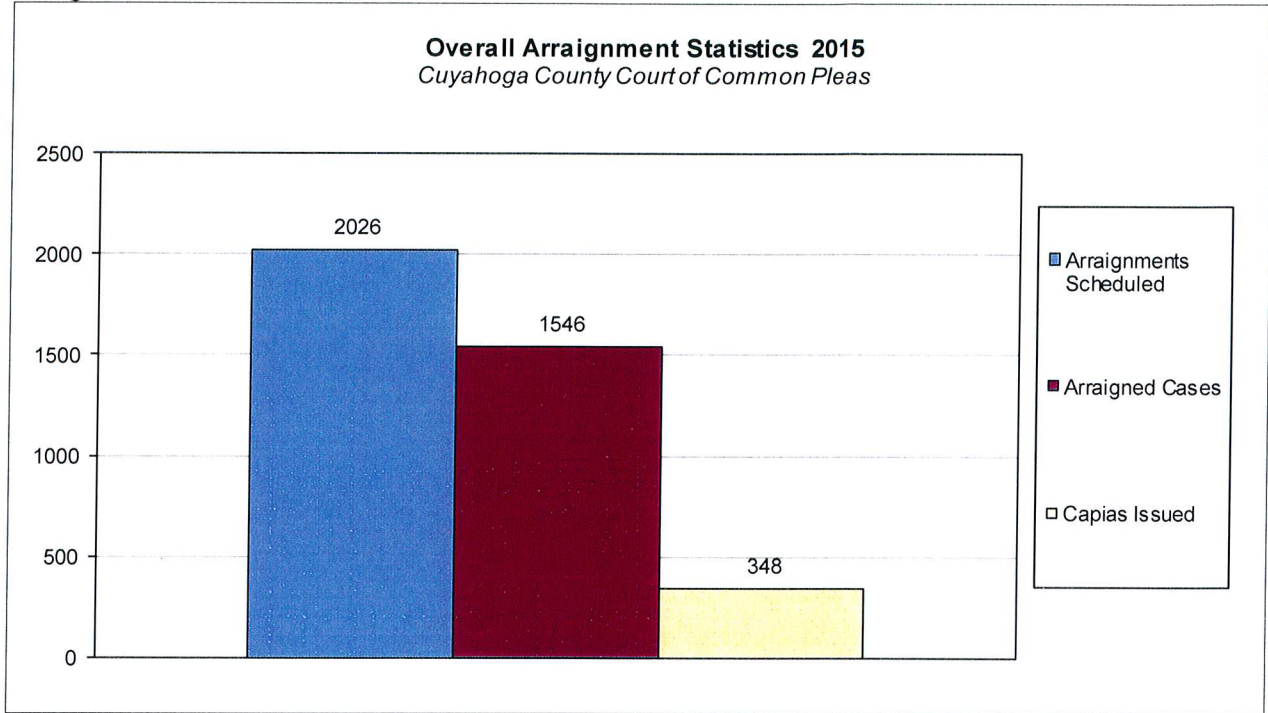
The following charts are reflective of arraignment activity where the defendant was not incarcerated at the time of arraignment. The source for this information was the Criminal Records Department.



CUYAHOGA COUNTY COMMON PLEAS COURT

Overall Arraignment Statistics

The arraignment statistics were provided by the Criminal Records Department. They are provided to give a representation of arraignment activity in the Court in 2015. These statistics include jail and non – jail arraignments.




Judicial Foreclosure Statistics

¹ For clarification purposes, Foreclosure cases in this report are identified as Judicial Foreclosure filings (filing codes 1460 (Foreclosure Marsh. Of Lien), 1465(Tax Lien), 1466 (Tax Certificate), 1470 (Quiet Title), and 1480 (Partition)). These cases are different from Board of Revision Foreclosures, which are not reported here.

CUYAHOGA COUNTY COMMON PLEAS COURT

Total Pending Judicial Foreclosure Cases Referred to Magistrates

The following chart is a display of the total number of pending Judicial Foreclosure cases referred to the Magistrates on specific dates. The table below shows the number of these cases pending from each year since 2000.




Year	As of:																		
		2/11/2015	3/11/2015																
2000		0	0																
2001		0	0																
2002		1	1																
2003		2	2																
2004		0	0																
2005		0	0																
2006		1	1																
2007		5	3																
2008		4	4																
2009		9	10																
2010		19	16																
2011		42	41																
2012		145	136																
2013		547	454																
2014		3532	3182																
2015		603	1044																
Total		4910	4894																

CUYAHOGA COUNTY COMMON PLEAS COURT

Total Pending Tax Lien & Certificate Cases Referred to Magistrates

The following chart is a display of the number of pending tax Judicial Foreclosure cases referred to the Magistrates on specific dates. The table below shows the number of pending tax Judicial Foreclosure cases in each year since 2000.




	As of:	2/11/2015	3/11/2015																	
Year																				
2000		0	0																	
2001		0	0																	
2002		1	1																	
2003		0	0																	
2004		0	0																	
2005		0	0																	
2006		1	1																	
2007		2	2																	
2008		0	1																	
2009		6	6																	
2010		3	2																	
2011		19	19																	
2012		35	34																	
2013		170	135																	
2014		827	764																	
2015		71	127																	
Total		1135	1092																	

CUYAHOGA COUNTY COMMON PLEAS COURT

Percentage of Pending Judicial Foreclosure Cases By Filing Year

The following chart is a representation of the total number of pending Judicial Foreclosure cases by filing year expressed as a percentage on a specific date. The table below is the supporting data for this chart.





Year	As of:	3/11/2015	% of Total
2000		0	0.00%
2001		0	0.00%
2002		1	0.02%
2003		2	0.04%
2004		0	0.00%
2005		0	0.00%
2006		1	0.02%
2007		3	0.06%
2008		4	0.08%
2009		10	0.20%
2010		16	0.33%
2011		41	0.84%
2012		136	2.78%
2013		454	9.28%
2014		3182	65.02%
2015		1044	21.33%
Total		4894	100.00%

CUYAHOGA COUNTY COMMON PLEAS COURT

Judicial Foreclosure Clearance Rate Year 2015

The Clearance Rate is the number of outgoing cases as a percentage of the number of incoming cases. Clearance rate measures whether the court is keeping up with its incoming caseload. If cases are not disposed in a timely manner, a backlog of cases awaiting disposition will grow. A Clearance Rate of 100% indicates that at least as many cases as have been filed, reopened, or reactivated in a period have been disposed.

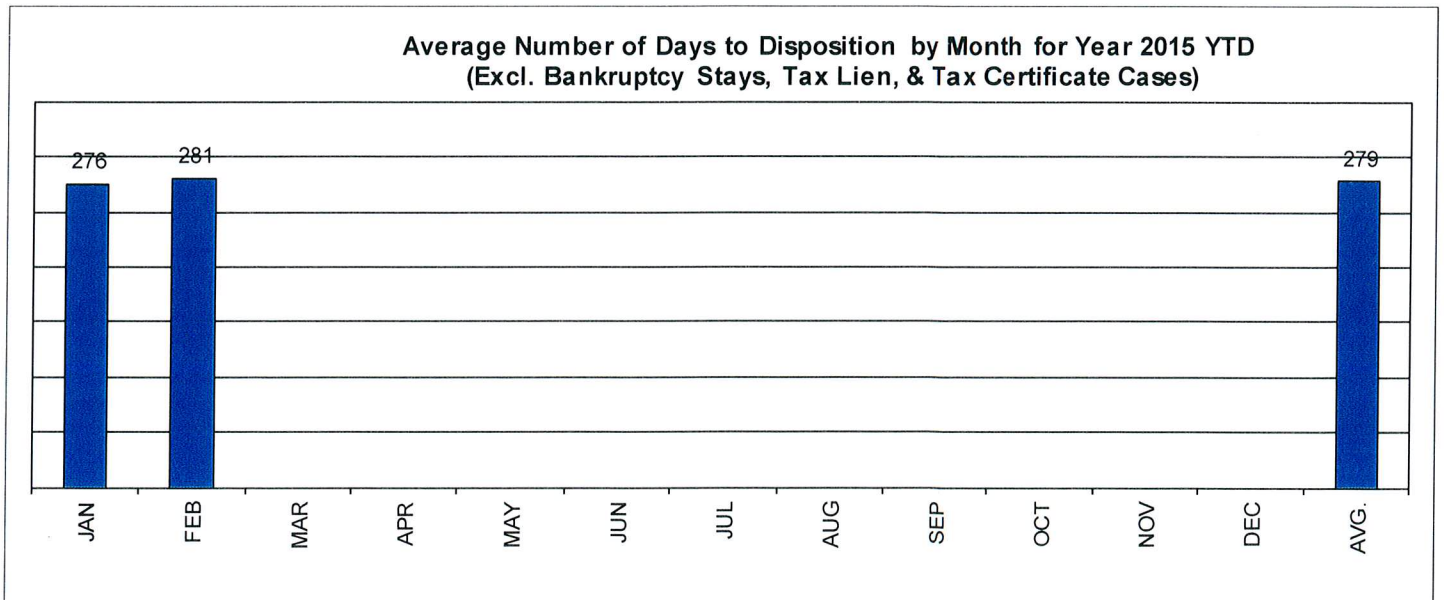
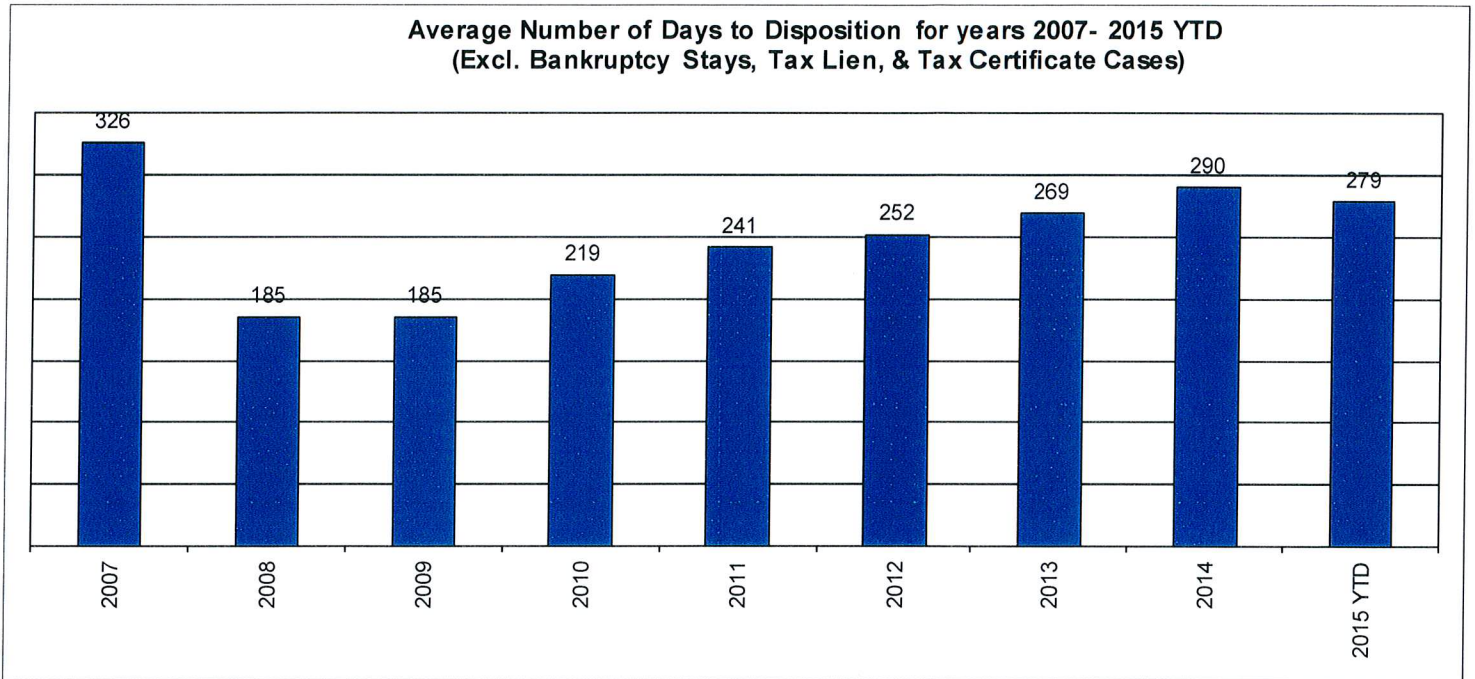


	Referrals & Reinstates	Dispositions	Clearance Rate
Jan-15	532	668	126%
Feb-15	483	598	124%
Mar-15			
Apr-15			
May-15			
Jun-15			
Jul-15			
Aug-15			
Sep-15			
Oct-15			
Nov-15			
Dec-15			
Avg	508	633	125%
Total	1015	1266	

CUYAHOGA COUNTY COMMON PLEAS COURT

Avg. Number of Days to Disp. (Excl. Bank. Stays & Tax Lien & Tax Cert.)

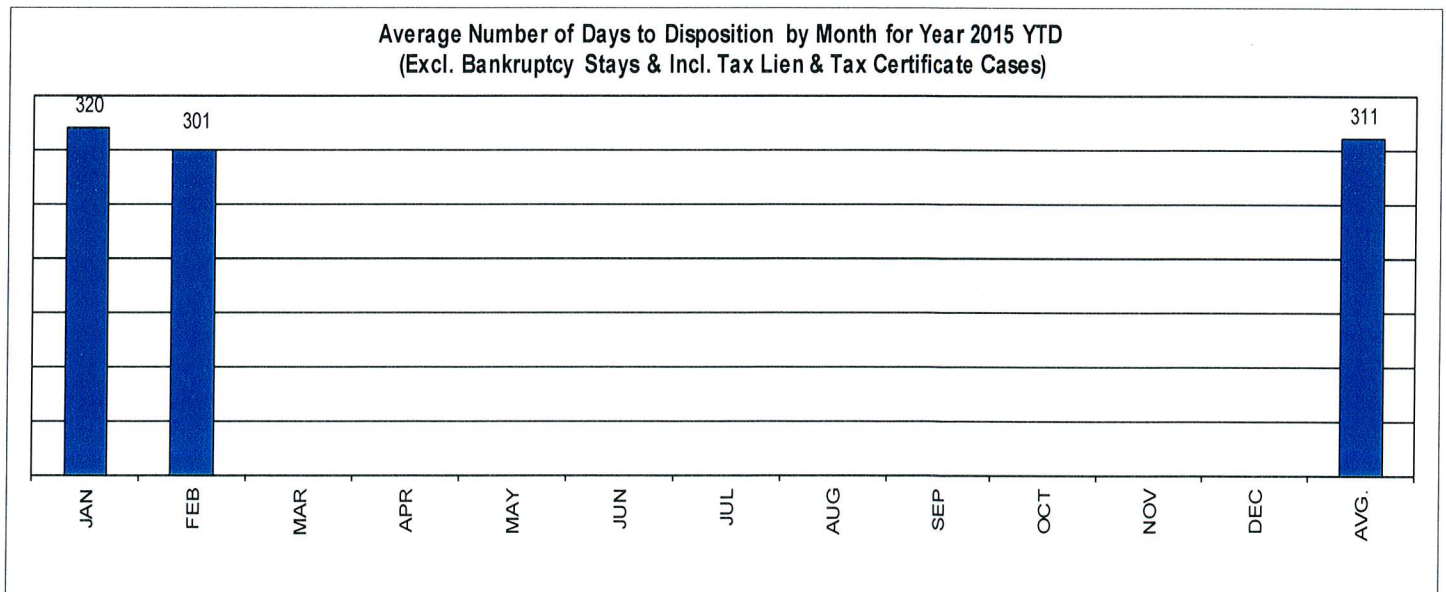
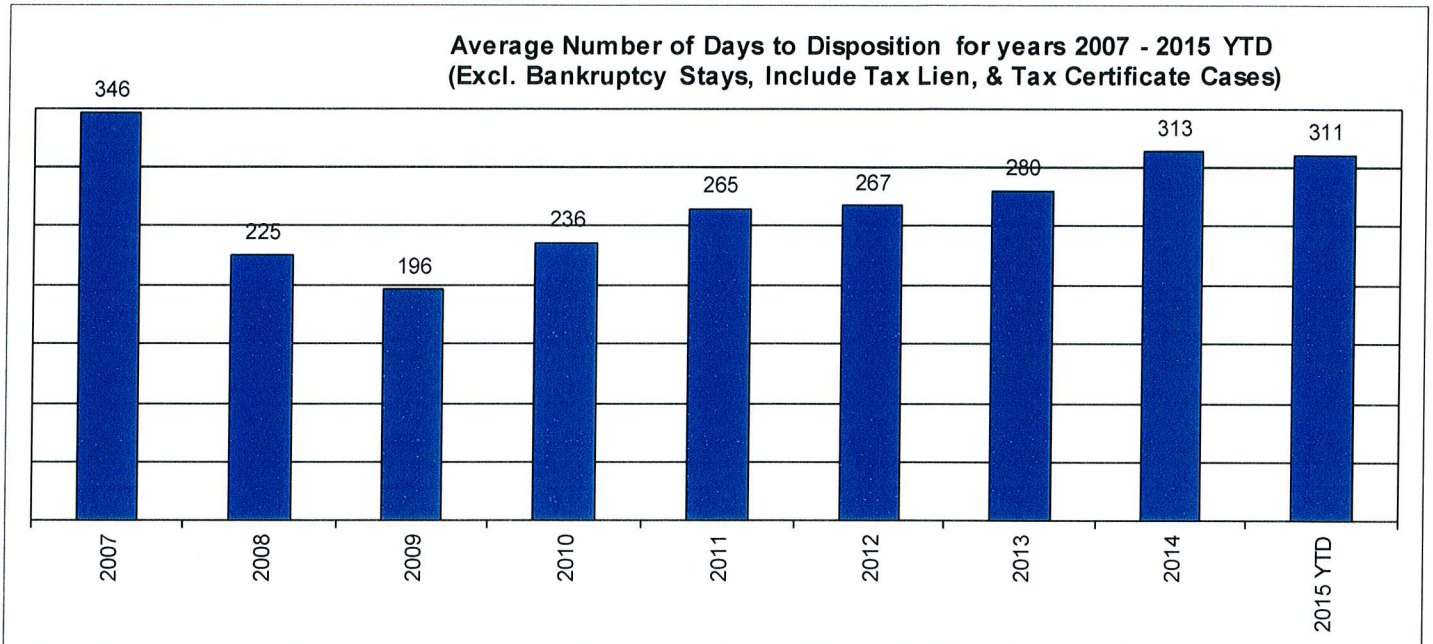
The average number of days to disposition is the number of days from filing to a final disposition entry being filed with the Clerk of Court. The data sample is based on all judicial foreclosure cases terminated by decree or dismissal (cases terminated by bankruptcy are not included) in a month. Each case is examined to determine the number of days between filing and termination with the periods that a case may have been in bankruptcy subtracted. Adding the total days of all of the cases minus bankruptcy periods and dividing by the total number of cases calculates the average. In the following chart, tax judicial foreclosure cases are excluded.



CUYAHOGA COUNTY COMMON PLEAS COURT

Avg. Number of Days to Disp. (Excl. Bank. Stays & Incl. Tax Lien & Tax Cert.)

The average number of days to disposition is the number of days from filing to a final disposition entry being filed with the Clerk of Court. The data sample is based on all Judicial Foreclosure cases terminated by decree or dismissal (cases terminated by bankruptcy are not included) in a month. Each case is examined to determine the number of days between filing and termination with the periods that a case may have been in bankruptcy subtracted. Adding the total days of all of the cases minus bankruptcy periods and dividing by the total number of cases calculates the average. In the following chart, all types of Judicial Foreclosure cases are included.

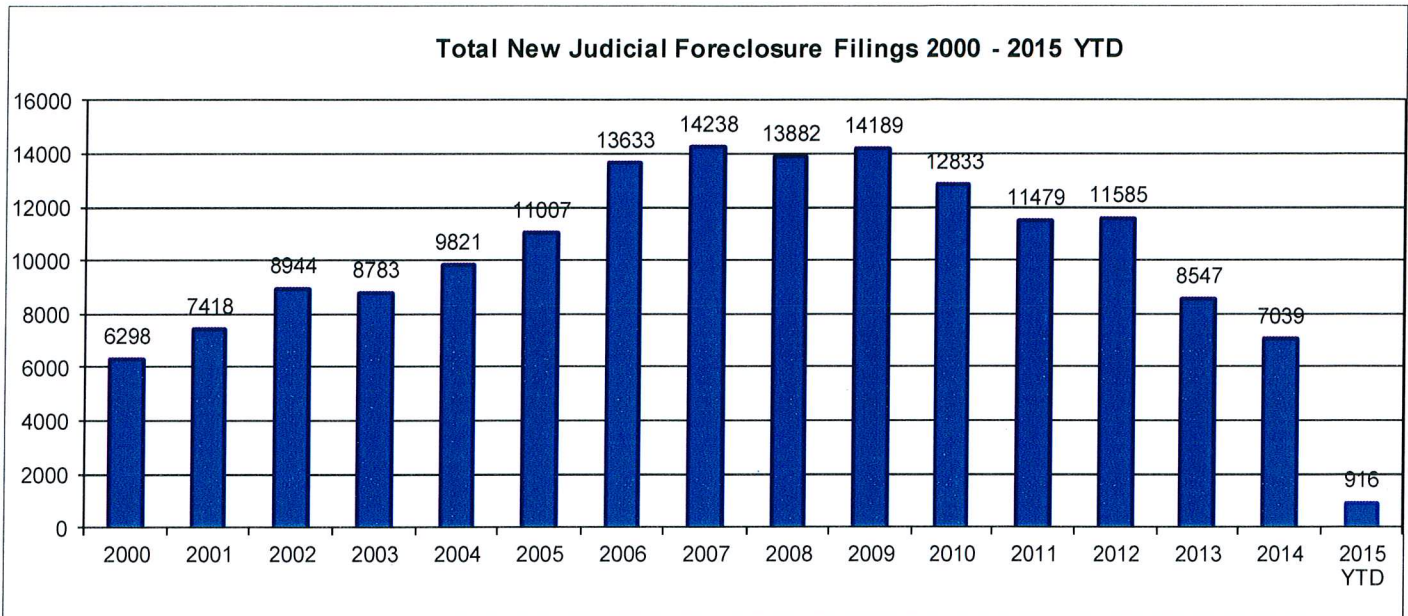


CUYAHOGA COUNTY COMMON PLEAS COURT

Total New Judicial Foreclosure Filings

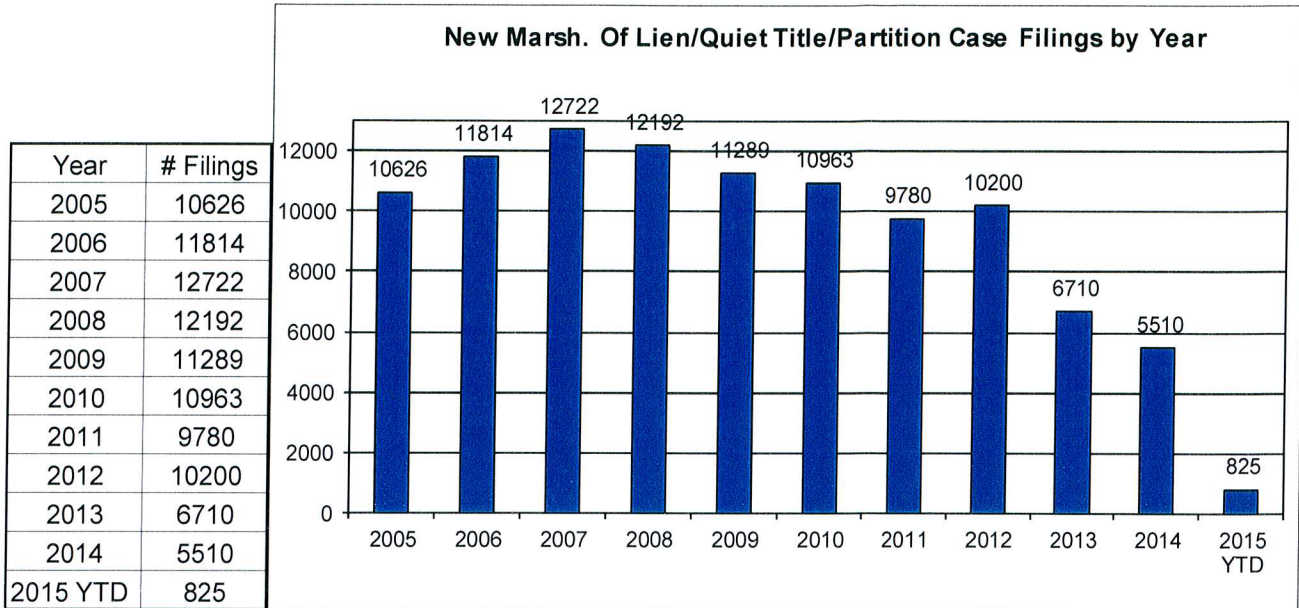
The following charts are provided as a historical view of new judicial foreclosure filings.

1. Total New Judicial Foreclosure Filings from 2000 – 2015 by year
2. Total New Marsh of Lien/Quiet Title/Partition Filings from 2005 – 2015 by month
3. Total New Tax Lien & Tax Certificate Filings for 2005 – 2015 by month
4. Total New Judicial Foreclosure Filings from 2005 – 2015 by month

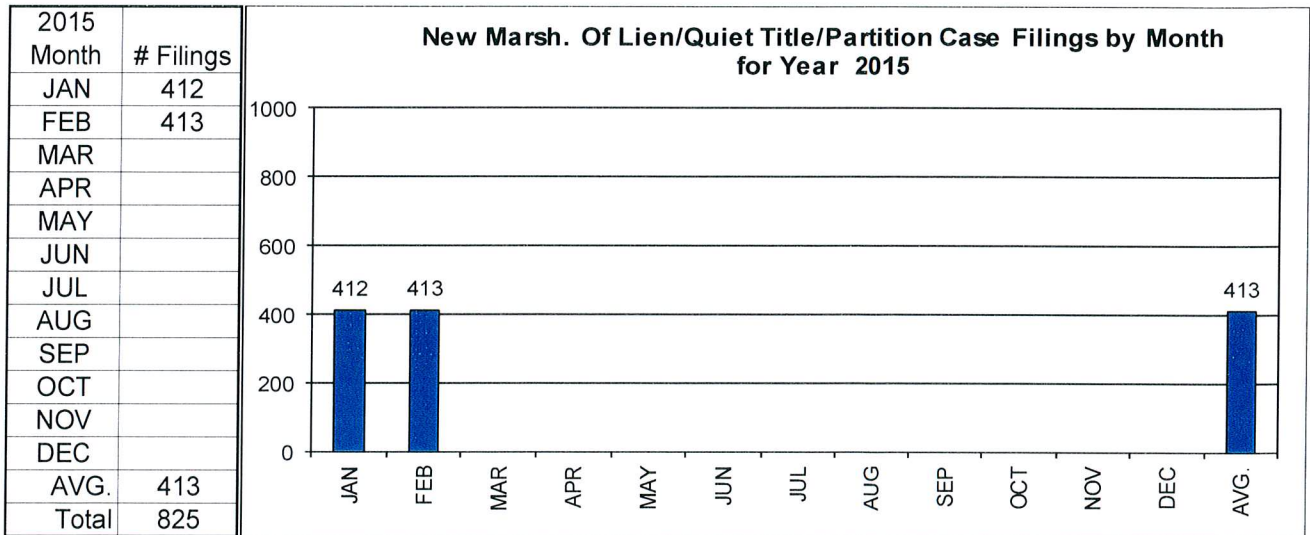


CUYAHOGA COUNTY COMMON PLEAS COURT

New Marsh of Lien/Quiet Title/Partition Case Filings for Years 2005 – 2015 YTD

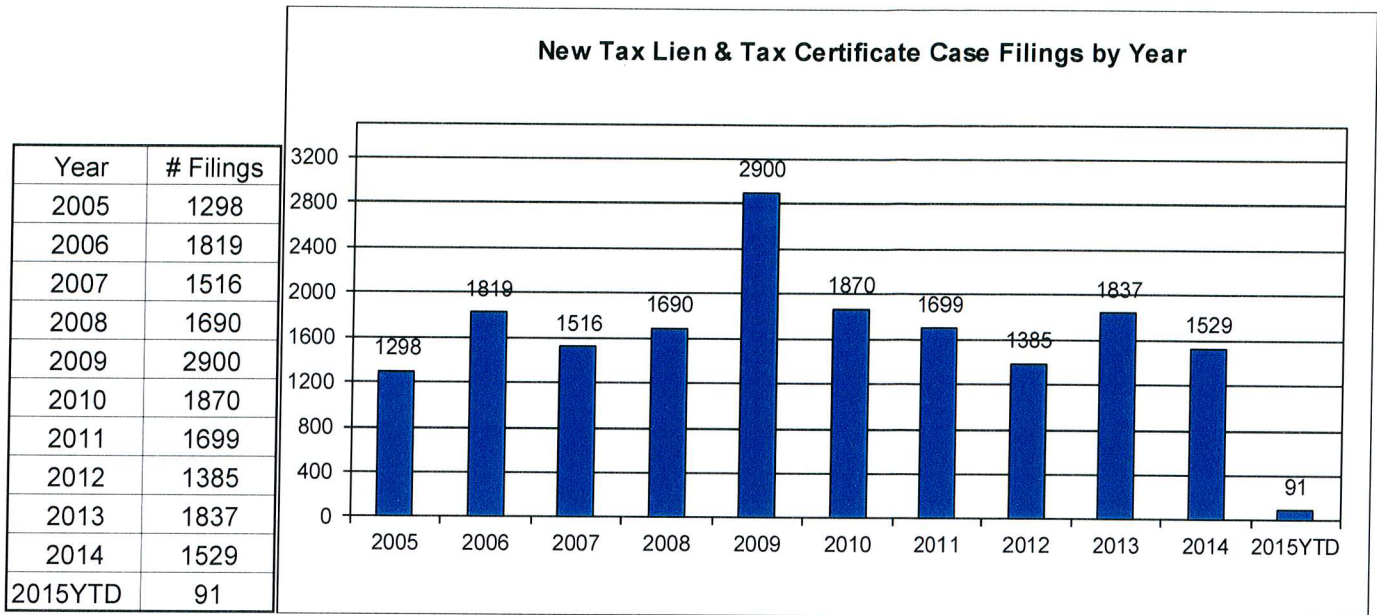


New Marsh of Lien/Quiet Title/Partition Case Filings by month for 2015 YTD

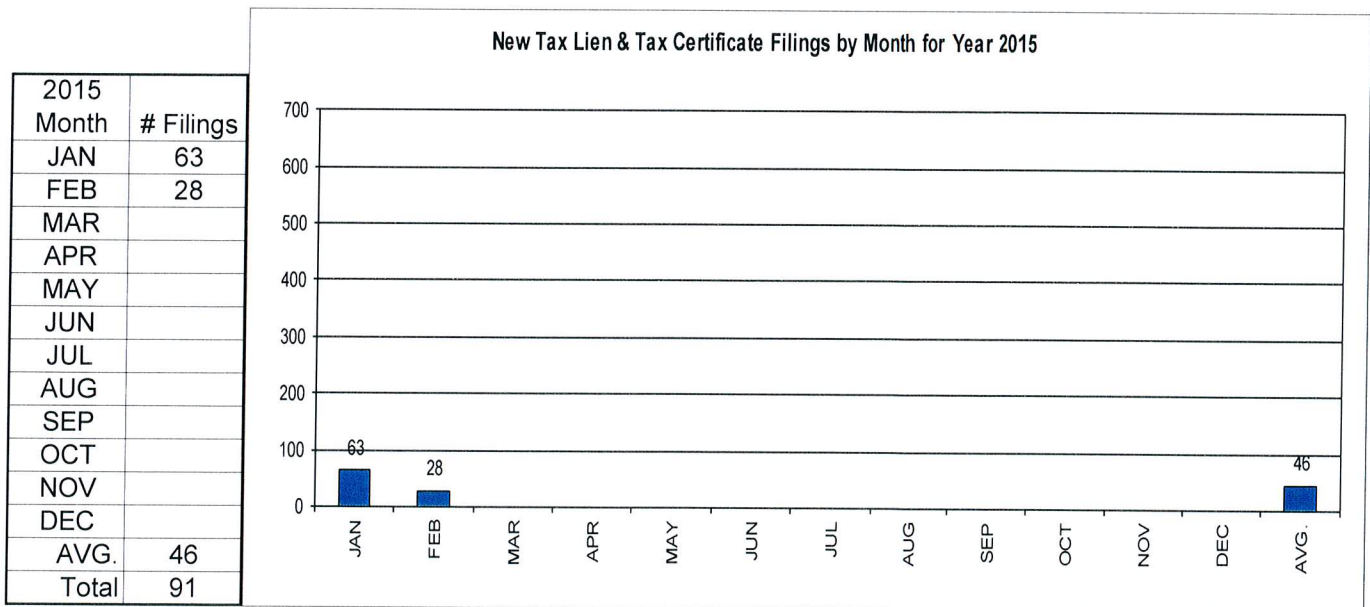


CUYAHOGA COUNTY COMMON PLEAS COURT

New Tax Lien & Certificate Filings for Years 2005 – 2015 YTD



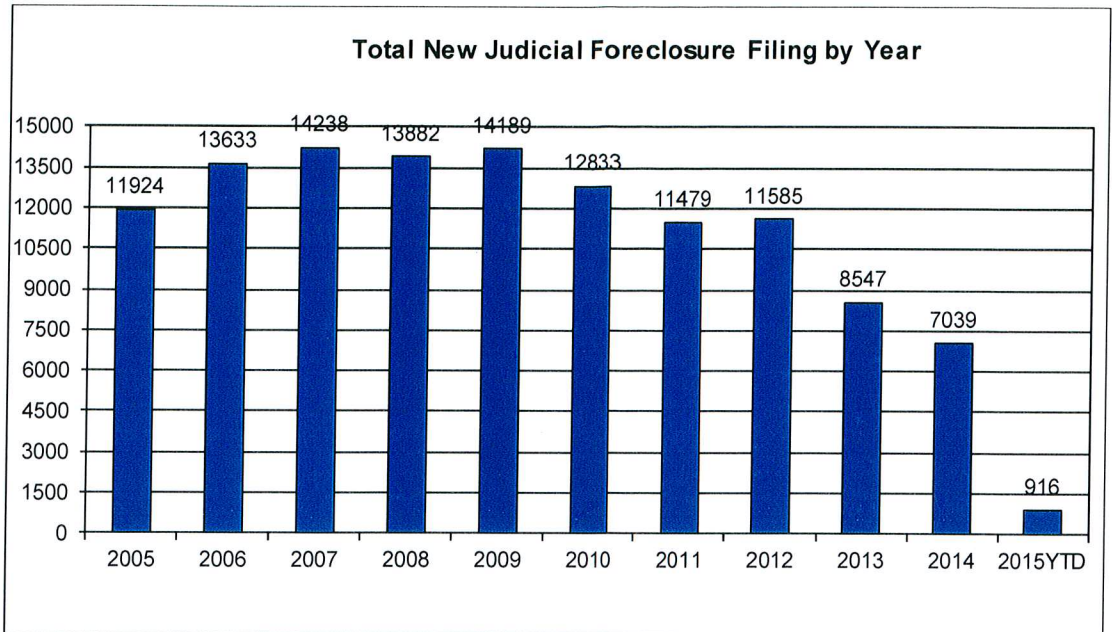
New Tax Lien & Certificate Filings by Month for Year 2015 YTD



CUYAHOGA COUNTY COMMON PLEAS COURT

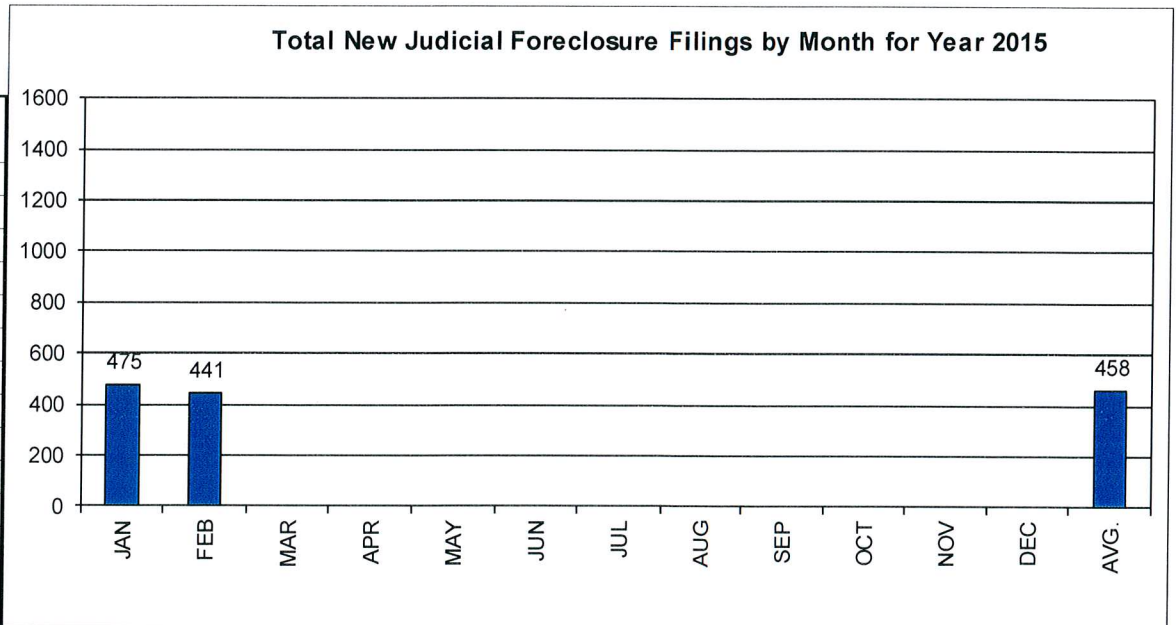
Total New Judicial Foreclosure Filings Years 2005 – 2015 YTD

Year	# Filings
2005	11924
2006	13633
2007	14238
2008	13882
2009	14189
2010	12833
2011	11479
2012	11585
2013	8547
2014	7039
2015 YTD	916



Total New Judicial Foreclosure Filings by Month for Year 2015 YTD

2015 Month	# Filings
JAN	475
FEB	441
MAR	
APR	
MAY	
JUN	
JUL	
AUG	
SEP	
OCT	
NOV	
DEC	
AVG.	458
Total	916



Magistrate's Monthly Reports

The Magistrates' Monthly Report consists of 5 reports. Below is a description of each.

Magistrate's Monthly Supplemental Journal Entry Report (R415)

Retrieves total number of supplemental entries and Decrees of Confirmation of Sheriff's sale created during a specific period. A supplemental entry is any journal created by a magistrate, which does not close out a case. For example, any magistrate's order (MG) setting a hearing, any journal entry (JE) ruling on a motion, journals confirming Sheriff's sales, etc.).

Magistrate's Full Disposition Count by Magistrate Report (R413)

Retrieves total number of cases disposed of during a specific period. The dispositions are grouped by Magistrate and then broken down by the type of disposition (i. e. Default, Dismissed with Prejudice, Dismissed without Prejudice, etc.) This report can be printed three different ways. Including tax cases (Full Dispositions), excluding tax cases (Non-Tax Dispositions), and Tax cases only (Tax Dispositions).

Magistrate's Monthly Cases Referred/Reinstated Report (R418)

Retrieves newly filed cases referred to the Magistrates Dept. and cases previously disposed by the Magistrates Dept. that are reinstated and re-referred to the magistrates. The cases are separated by Tax (filing code 1465; Tax Judicial Foreclosure & 1466; Tax Certificate Judicial Foreclosure) and Non-Tax (1460; Judicial Foreclosure Marsh. Of Lien, 1480; Partition, 1470; Quiet Title, misc. (i. e. 1391; Contract Other, etc.).

Magistrate's Monthly Hearing Totals Report (R3146)

Retrieves total number of hearings held during one month. The hearings are grouped by Magistrate and then broken down by what type hearing was held (i. e. Default, Pretrial, etc.).

Magistrate's Monthly Case Load Report (R3147)

Retrieves individual caseload totals for individual magistrates during a specific period. The cases are grouped by magistrate and then broken down by case type (i. e. tax judicial foreclosure, tax certificate judicial foreclosure and non-tax judicial foreclosure).

CUYAHOGA COUNTY COURT OF COMMON PLEAS

DATE: 03/11/2015
TIME: 9:29 AM

OFFICE OF THE MAGISTRATES
MAGISTRATE'S MONTHLY SUPPLEMENTALS BY CASE
REPORTING PERIOD: FEBRUARY 2015

PAGE: 1
CMSR415D

SUPPLEMENTALS

AUGUSTYN	148
BAKER	346
BUCHA	229
DYKE	187
GAUNTNER	0
GONZALEZ	211
HIPPLEY	176
JACKSON A	235
JACKSON J	210
KLEIN	192
LUCAS	186
OLSZTYN	266
VOZAR	205
WEISS	146
UNACCOUNTED FOR	0

TOTAL 2737

CONFIRMATIONS

TOTAL 24

CUYAHOGA COUNTY COURT OF COMMON PLEAS
OFFICE OF THE MAGISTRATES
Full Disposition Count by Magistrate
REPORTING PERIOD: FROM 02/01/2015 TO 02/28/2015

DATE: 03/11/2015
 TIME: 9:30 AM

PAGE: 1
 CMSR413

MagID	Dispose Type	Tax Cert.	Tax Treas.	Total
KCA	Bank	0	0	1
	Def	1	0	9
	Dism	0	0	9
	Ref. Vacate	0	0	0
	Court Trial	0	0	0
	Other	0	0	3
	MAG'S TOTAL		1	0

Decrees	395
Defaults	267
Other	128
Court Trial	0
Dismissals	182
Bankruptcy	21
Ref. Vacated	0
Grand Total	598

GDB	Bank	0	0	1
	Def	1	0	15
	Dism	2	0	21
	Ref. Vacate	0	0	0
	Court Trial	0	0	0
	Other	0	1	3
	MAG'S TOTAL		3	1

SMB	Bank	0	0	3
	Def	2	0	10
	Dism	1	0	15
	Ref. Vacate	0	0	0
	Court Trial	0	0	0
	Other	0	0	4
	MAG'S TOTAL		3	0

JTD	Bank	0	0	2
	Def	4	0	17
	Dism	0	0	15
	Ref. Vacate	0	0	0
	Court Trial	0	0	0
	Other	1	6	15
	MAG'S TOTAL		5	6

TG	Bank	0	0	3
	Def	4	0	23
	Dism	2	0	15
	Ref. Vacate	0	0	0
	Court Trial	0	0	0
	Other	0	2	7
	MAG'S TOTAL		6	2

KH	Bank	1	0	1
	Def	6	1	19
	Dism	0	0	10
	Ref. Vacate	0	0	0
	Court Trial	0	0	0
	Other	1	0	9
	MAG'S TOTAL		8	1

ARJ	Bank	1	0	1
	Def	8	0	32
	Dism	3	1	15
	Ref. Vacate	0	0	0
	Court Trial	0	0	0
	Other	1	0	10
	MAG'S TOTAL		13	1

JLJ	Bank	0	0	0
	Def	3	0	24
	Dism	0	0	12

DATE: 03/11/2015
TIME: 9:30 AM

CUYAHOGA COUNTY COURT OF COMMON PLEAS
OFFICE OF THE MAGISTRATES
Full Disposition Count by Magistrate
REPORTING PERIOD: FROM 02/01/2015 TO 02/28/2015

PAGE: 2
CMSR413

MagID	Dispose Type	Tax Cert.	Tax Treas.	Total
	Ref. Vacate	0	0	0
	Court Trial	0	0	0
	Other	2	0	6
	<u>MAG'S TOTAL</u>	5	0	<u>42</u>
<hr/>				
MK				
	Bank	0	0	2
	Def	6	0	20
	Dism	0	0	15
	Ref. Vacate	0	0	0
	Court Trial	0	0	0
	Other	1	2	8
	<u>MAG'S TOTAL</u>	7	2	<u>45</u>
<hr/>				
PL				
	Bank	0	1	2
	Def	12	0	43
	Dism	1	2	16
	Ref. Vacate	0	0	0
	Court Trial	0	0	0
	Other	1	12	21
	<u>MAG'S TOTAL</u>	14	15	<u>82</u>
<hr/>				
CEO				
	Bank	0	0	1
	Def	7	0	18
	Dism	0	0	15
	Ref. Vacate	0	0	0
	Court Trial	0	0	0
	Other	0	0	4
	<u>MAG'S TOTAL</u>	7	0	<u>38</u>
<hr/>				
TJV				
	Bank	0	0	2
	Def	5	0	23
	Dism	0	0	10
	Ref. Vacate	0	0	0
	Court Trial	0	0	0
	Other	2	5	10
	<u>MAG'S TOTAL</u>	7	5	<u>45</u>
<hr/>				
CW				
	Bank	0	0	2
	Def	3	0	14
	Dism	2	0	14
	Ref. Vacate	0	0	0
	Court Trial	0	0	0
	Other	0	26	28
	<u>MAG'S TOTAL</u>	5	26	<u>58</u>

CUYAHOGA COUNTY COURT OF COMMON PLEAS

DATE: 03/11/2015
 TIME: 09:30 AM

OFFICE OF THE MAGISTRATES
 MAGISTRATE'S MONTHLY REF/REIN CASES
 FROM 02/01/2015 TO 02/28/2015

CMSR418

MAGISTRATE	NEW REFERRALS				REINSTATED			
	Tax Treas.	Tax Cert.	Non-Tax	Total	Tax Treas.	Tax Cert.	Non-Tax	Total
<u>AUGUSTYN/KEVIN/C</u>	0	0	19	19	0	0	0	0
<u>BAKER/GAIL/D</u>	0	0	43	43	0	0	3	3
<u>BUCHA/STEPHEN/M</u>	1	2	15	18	0	0	5	5
<u>DYKE/JOHN/T</u>	1	0	40	41	0	0	0	0
<u>GONZALEZ/TRACEY/</u>	2	1	25	28	0	0	0	0
<u>HIPPLEY/KEVIN/</u>	1	1	42	44	0	0	1	1
<u>JACKSON A/AMY/R</u>	2	0	30	32	0	0	0	0
<u>JACKSON J/JIM/L</u>	1	3	39	43	0	0	1	1
<u>KLEIN/MONICA/</u>	1	1	28	30	0	0	1	1
<u>LUCAS/PAUL/</u>	1	0	34	35	2	0	4	6
<u>OLSZTYN/CHRISTOPHER/E</u>	2	0	40	42	0	0	3	3
<u>VOZAR/THOMAS/J</u>	3	1	42	46	0	0	2	2
<u>WEISS/CAROL/</u>	0	2	35	37	2	1	0	3
<u>TOTAL</u>	15	11	432	458	4	1	20	25
<u>COMBINED TOTAL</u>	483							

CUYAHOGA COUNTY COURT OF COMMON PLEAS

OFFICE OF THE MAGISTRATES

MAG MONTHLY HEARING TOTALS

Reporting Period: February 2015

DATE: 03/11/2015
TIME: 09:30 AM

PAGE: 1
CMSR3146

Monthly Hearing Total 577

AUGUSTYN
Default Hearings 25
Tax Hearings 0
Pretrials 6

TOTAL: 31

BAKER
Default Hearings 32
Tax Hearings 5
Pretrials 10

TOTAL: 47

BUCHA
Default Hearings 26
Tax Hearings 1
Pretrials 26

TOTAL: 53

DYKE
Default Hearings 8
Tax Hearings 4
Pretrials 7

TOTAL: 19

GONZALEZ
Default Hearings 45
Tax Hearings 3
Pretrials 8

TOTAL: 56

HIPPLEY
Default Hearings 34
Tax Hearings 4
Pretrials 11

TOTAL: 49

JACKSON A
Default Hearings 18
Tax Hearings 4
Pretrials 8

TOTAL: 30

JACKSON J
Default Hearings 34
Tax Hearings 2
Pretrials 11

TOTAL: 47

KLEIN
Default Hearings 27
Tax Hearings 1
Pretrials 15

TOTAL: 43

LUCAS
Default Hearings 57
Tax Hearings 21
Pretrials 10

CUYAHOGA COUNTY COURT OF COMMON PLEAS

OFFICE OF THE MAGISTRATES

MAG MONTHLY HEARING TOTALS

Reporting Period: February 2015

DATE: 03/11/2015
TIME: 09:30 AM

PAGE: 2
CMSR3146

TOTAL:	88
OLSZTYN	
Default Hearings	26
Tax Hearings	1
Pretrials	4
<hr/>	
TOTAL:	31
VOZAR	
Default Hearings	35
Tax Hearings	0
Pretrials	19
<hr/>	
TOTAL:	54
WEISS	
Default Hearings	18
Tax Hearings	2
Pretrials	9
<hr/>	
TOTAL:	29

CUYAHOGA COUNTY COURT OF COMMON PLEAS

DATE: 03/11/2015
 TIME: 9:30 AM

Office of the Magistrates
 Magistrate's Monthly Case Load
 MONTH: FEBRUARY 2015

PAGE: 1
 CMSR3147

Magistrate Name	Non Tax Total	Tax Cert.	Tax Treas.	Total Tax	Total Cases
AUGUSTYN	140	20	18	38	178
BAKER	287	31	35	66	353
BUCHA	149	32	12	44	193
DYKE	180	33	21	54	234
GONZALEZ	291	50	40	90	381
HIPPLEY	337	49	27	76	413
JACKSON A	225	33	41	74	299
JACKSON J	286	44	32	76	362
KLEIN	187	37	30	67	254
LUCAS	284	72	139	211	495
OLSZTYN	191	27	20	47	238
VOZAR	328	48	28	76	404
WEISS	235	41	94	135	370
Non Tax Total:	3120	Cert.Tax Total: 517	Tax Treas. Total: 537	Total Tax: 1054	Total Cases: 4174

Report CMSR1062 - Judicial Foreclosure Statistics by Judge

Report CMSR1062 provides a list of judicial foreclosure case activity for each Judge. The report identifies how many cases were pending at the beginning of the period. The new cases filed and cases that were transferred in or reactivated are added to the number pending at the beginning of the period. It then shows the type and number of terminations for the period. The total terminations are subtracted from the total pending which provides the pending at the end of the period.

CUYAHOGA COUNTY COURT OF COMMON PLEAS

DATE: 03/11/2015
TIME: 09:26 AM

Foreclosure Statistics by Judge
Reporting Period: February 2015

PAGE: 1
CMSR1062

Judge

AMBROSE, DICK							
Pending at Beg of Period			New Cases Filed		Cases Transferred In / Reactivated		Total
	111		15		5		131
Terminations							
	Bankruptcy	Default	RefVacated	Court Trial	Dismiss	Other	Total
	1	9	0	0	6	5	21
	Total Pending at End of Period						110

ASTRAB, MICHAEL							
Pending at Beg of Period			New Cases Filed		Cases Transferred In / Reactivated		Total
	132		16		4		152
Terminations							
	Bankruptcy	Default	RefVacated	Court Trial	Dismiss	Other	Total
	0	2	0	0	8	8	18
	Total Pending at End of Period						134

BARKER, PAMELA A							
Pending at Beg of Period			New Cases Filed		Cases Transferred In / Reactivated		Total
	180		11		10		201
Terminations							
	Bankruptcy	Default	RefVacated	Court Trial	Dismiss	Other	Total
	1	13	0	0	5	9	28
	Total Pending at End of Period						173

BURNSIDE, JANET R							
Pending at Beg of Period			New Cases Filed		Cases Transferred In / Reactivated		Total
	146		13		5		164
Terminations							
	Bankruptcy	Default	RefVacated	Court Trial	Dismiss	Other	Total
	0	17	0	0	6	7	30
	Total Pending at End of Period						134

CALABRESE, DEENA R							
Pending at Beg of Period			New Cases Filed		Cases Transferred In / Reactivated		Total
	120		11		3		134
Terminations							
	Bankruptcy	Default	RefVacated	Court Trial	Dismiss	Other	Total
	0	8	0	0	6	6	20
	Total Pending at End of Period						114

CLANCY, MAUREEN							
Pending at Beg of Period			New Cases Filed		Cases Transferred In / Reactivated		Total
	161		12		5		178
Terminations							
	Bankruptcy	Default	RefVacated	Court Trial	Dismiss	Other	Total
	0	5	0	0	4	8	17
	Total Pending at End of Period						161

COLLIER-WILLIAMS, CASSANDRA							
Pending at Beg of Period			New Cases Filed		Cases Transferred In / Reactivated		Total
	141		13		3		157
Terminations							
	Bankruptcy	Default	RefVacated	Court Trial	Dismiss	Other	Total
	0	5	0	0	3	10	18
	Total Pending at End of Period						139

CORRIGAN, BRIAN J

CUYAHOGA COUNTY COURT OF COMMON PLEAS

DATE: 03/11/2015
TIME: 09:26 AM

Foreclosure Statistics by Judge
Reporting Period: February 2015

PAGE: 2
CMSR1062

Judge

Pending at Beg of Period		New Cases Filed			Cases Transferred In / Reactivated			Total
163		16			9			188
Terminations								
Bankruptcy	1	Default	11	RefVacated	0	Court Trial	0	
					Dismiss	7	Other	
							11	
							Total	
							30	
Total Pending at End of Period							158	
CORRIGAN, PETER J								
Pending at Beg of Period		New Cases Filed			Cases Transferred In / Reactivated			Total
115		12			5			132
Terminations								
Bankruptcy	2	Default	9	RefVacated	0	Court Trial	0	
					Dismiss	4	Other	
							9	
							Total	
							24	
Total Pending at End of Period							108	
DONNELLY, MICHAEL P								
Pending at Beg of Period		New Cases Filed			Cases Transferred In / Reactivated			Total
147		12			4			163
Terminations								
Bankruptcy	0	Default	5	RefVacated	0	Court Trial	0	
					Dismiss	4	Other	
							11	
							Total	
							20	
Total Pending at End of Period							143	
FRIEDLAND, CAROLYN B								
Pending at Beg of Period		New Cases Filed			Cases Transferred In / Reactivated			Total
127		9			6			142
Terminations								
Bankruptcy	0	Default	8	RefVacated	0	Court Trial	0	
					Dismiss	4	Other	
							15	
							Total	
							27	
Total Pending at End of Period							115	
FRIEDMAN, STUART A								
Pending at Beg of Period		New Cases Filed			Cases Transferred In / Reactivated			Total
169		14			4			187
Terminations								
Bankruptcy	0	Default	9	RefVacated	0	Court Trial	0	
					Dismiss	2	Other	
							8	
							Total	
							19	
Total Pending at End of Period							168	
FUERST, NANCY A								
Pending at Beg of Period		New Cases Filed			Cases Transferred In / Reactivated			Total
113		15			2			130
Terminations								
Bankruptcy	1	Default	9	RefVacated	0	Court Trial	0	
					Dismiss	7	Other	
							3	
							Total	
							20	
Total Pending at End of Period							110	
GALL, STEVEN E								
Pending at Beg of Period		New Cases Filed			Cases Transferred In / Reactivated			Total
140		13			4			157
Terminations								
Bankruptcy	2	Default	5	RefVacated	0	Court Trial	0	
					Dismiss	7	Other	
							4	
							Total	
							18	
Total Pending at End of Period							139	
GALLAGHER, HOLLIE L								

CUYAHOGA COUNTY COURT OF COMMON PLEAS

DATE: 03/11/2015
TIME: 09:26 AM

Foreclosure Statistics by Judge
Reporting Period: February 2015

PAGE: 3
CMSR1062

Judge							
	Pending at Beg of Period		New Cases Filed	Cases Transferred In / Reactivated			Total
	106		18	2			126
Terminations							
	Bankruptcy	Default	RefVacated	Court Trial	Dismiss	Other	Total
	0	4	0	0	3	6	13
Total Pending at End of Period							113
GALLAGHER, SHANNON M							
	Pending at Beg of Period		New Cases Filed	Cases Transferred In / Reactivated			Total
	149		12	4			165
Terminations							
	Bankruptcy	Default	RefVacated	Court Trial	Dismiss	Other	Total
	0	28	0	0	8	9	45
Total Pending at End of Period							120
GAUL, DANIEL							
	Pending at Beg of Period		New Cases Filed	Cases Transferred In / Reactivated			Total
	181		16	4			201
Terminations							
	Bankruptcy	Default	RefVacated	Court Trial	Dismiss	Other	Total
	1	7	0	0	3	10	21
Total Pending at End of Period							180
JACKSON, MICHAEL E							
	Pending at Beg of Period		New Cases Filed	Cases Transferred In / Reactivated			Total
	152		11	3			166
Terminations							
	Bankruptcy	Default	RefVacated	Court Trial	Dismiss	Other	Total
	2	7	0	0	5	5	19
Total Pending at End of Period							147
MASON, LANCE T							
	Pending at Beg of Period		New Cases Filed	Cases Transferred In / Reactivated			Total
	153		13	3			169
Terminations							
	Bankruptcy	Default	RefVacated	Court Trial	Dismiss	Other	Total
	1	11	0	0	5	9	26
Total Pending at End of Period							143
MATIA, DAVID T							
	Pending at Beg of Period		New Cases Filed	Cases Transferred In / Reactivated			Total
	160		11	6			177
Terminations							
	Bankruptcy	Default	RefVacated	Court Trial	Dismiss	Other	Total
	0	5	0	0	10	8	23
Total Pending at End of Period							154
MCCLELLAND, ROBERT C							
	Pending at Beg of Period		New Cases Filed	Cases Transferred In / Reactivated			Total
	126		12	3			141
Terminations							
	Bankruptcy	Default	RefVacated	Court Trial	Dismiss	Other	Total
	1	6	0	0	4	4	15
Total Pending at End of Period							126
MCCORMICK, TIMOTHY							

CUYAHOGA COUNTY COURT OF COMMON PLEAS

DATE: 03/11/2015
TIME: 09:26 AM

Foreclosure Statistics by Judge
Reporting Period: February 2015

PAGE: 4
CMSR1062

Judge							
	Pending at Beg of Period		New Cases Filed	Cases Transferred In / Reactivated			Total
	112		10	10			132
Terminations	Bankruptcy	Default	RefVacated	Court Trial	Dismiss	Other	Total
	0	5	0	0	5	7	17
Total Pending at End of Period							115
MCDONNELL, NANCY R							
	Pending at Beg of Period		New Cases Filed	Cases Transferred In / Reactivated			Total
	147		13	3			163
Terminations	Bankruptcy	Default	RefVacated	Court Trial	Dismiss	Other	Total
	2	9	0	0	5	8	24
Total Pending at End of Period							139
O'DONNELL, JOHN P							
	Pending at Beg of Period		New Cases Filed	Cases Transferred In / Reactivated			Total
	99		14	2			115
Terminations	Bankruptcy	Default	RefVacated	Court Trial	Dismiss	Other	Total
	0	6	0	0	4	3	13
Total Pending at End of Period							102
RUSSO, JOHN J							
	Pending at Beg of Period		New Cases Filed	Cases Transferred In / Reactivated			Total
	69		6	4			79
Terminations	Bankruptcy	Default	RefVacated	Court Trial	Dismiss	Other	Total
	0	3	0	0	7	9	19
Total Pending at End of Period							60
RUSSO, JOSEPH D							
	Pending at Beg of Period		New Cases Filed	Cases Transferred In / Reactivated			Total
	91		10	5			106
Terminations	Bankruptcy	Default	RefVacated	Court Trial	Dismiss	Other	Total
	0	6	0	0	8	7	21
Total Pending at End of Period							85
RUSSO, MICHAEL J							
	Pending at Beg of Period		New Cases Filed	Cases Transferred In / Reactivated			Total
	149		12	5			166
Terminations	Bankruptcy	Default	RefVacated	Court Trial	Dismiss	Other	Total
	1	10	0	0	1	8	20
Total Pending at End of Period							146
RUSSO, NANCY MARGARET							
	Pending at Beg of Period		New Cases Filed	Cases Transferred In / Reactivated			Total
	84		16	2			102
Terminations	Bankruptcy	Default	RefVacated	Court Trial	Dismiss	Other	Total
	0	8	0	0	3	2	13
Total Pending at End of Period							89
SAFFOLD, SHIRLEY STRICKLAND							

CUYAHOGA COUNTY COURT OF COMMON PLEAS

DATE: 03/11/2015
TIME: 09:26 AM

Foreclosure Statistics by Judge
Reporting Period: February 2015

PAGE: 5
CMSR1062

Judge

Pending at Beg of Period		New Cases Filed		Cases Transferred In / Reactivated			Total
133		17		3			153
Terminations							
Bankruptcy	1	Default	6	RefVacated	0	Court Trial	0
						Dismiss	5
						Other	6
Total Pending at End of Period							135
SHEEHAN, BRENDAN J							
Pending at Beg of Period		New Cases Filed		Cases Transferred In / Reactivated			Total
98		11		3			112
Terminations							
Bankruptcy	2	Default	4	RefVacated	0	Court Trial	0
						Dismiss	6
						Other	8
Total Pending at End of Period							92
SUTULA, JOHN D							
Pending at Beg of Period		New Cases Filed		Cases Transferred In / Reactivated			Total
169		13		5			187
Terminations							
Bankruptcy	0	Default	8	RefVacated	0	Court Trial	0
						Dismiss	5
						Other	8
Total Pending at End of Period							166
SUTULA, KATHLEEN ANN							
Pending at Beg of Period		New Cases Filed		Cases Transferred In / Reactivated			Total
94		16		4			114
Terminations							
Bankruptcy	1	Default	3	RefVacated	0	Court Trial	0
						Dismiss	9
						Other	12
Total Pending at End of Period							89
SYNENBERG, JOAN							
Pending at Beg of Period		New Cases Filed		Cases Transferred In / Reactivated			Total
126		14		3			143
Terminations							
Bankruptcy	1	Default	6	RefVacated	0	Court Trial	0
						Dismiss	5
						Other	6
Total Pending at End of Period							125
VILLANUEVA, JOSE` A							
Pending at Beg of Period		New Cases Filed		Cases Transferred In / Reactivated			Total
142		14		7			163
Terminations							
Bankruptcy	0	Default	9	RefVacated	0	Court Trial	0
						Dismiss	5
						Other	4
Total Pending at End of Period							145

Monthly Summary

MONTHLY SUMMARY

February 2015

NAME	PEND	ASSIGNED			TRIALS						DISP	PENDING				+ -
		CV	CR	TOT	JURY			COURT				CV	FR	CR	TOT	
					CV	CR	TOT	CV	CR	TOT		CV	FR	CR	TOT	
Dick Ambrose	450	51	27	78	1	0	1	0	0	0	86	201	110	131	442	+ 8
Michael K. Astrab	495	50	20	70	0	1	1	0	0	0	77	203	134	151	488	+ 7
Pamela A. Barker	488	54	15	69	0	0	0	0	1	1	80	224	171	82	477	+ 11
Janet R. Burnside	451	50	32	82	0	0	0	1	2	3	86	211	134	102	447	+ 4
Deena R. Calabrese	466	50	27	77	0	1	1	0	0	0	77	226	112	128	466	0
Maureen Clancy	431	53	22	75	0	1	1	0	0	0	66	190	160	90	440	- 9
Cassandra Collier-Willia	496	51	39	90	0	0	0	0	0	0	88	189	138	171	498	- 2
Brian J. Corrigan	541	52	28	80	0	1	1	0	0	0	86	268	156	111	535	+ 6
Peter J. Corrigan	443	51	18	69	0	0	0	0	0	0	75	208	107	122	437	+ 6
Michael P. Donnelly	406	51	19	70	0	0	0	0	1	1	69	193	143	71	407	- 1
Carolyn B. Friedland	467	51	28	79	1	0	1	0	2	2	87	208	114	137	459	+ 8
Stuart A. Friedman	507	46	27	73	0	2	2	0	1	1	83	202	167	128	497	+ 10
Nancy A. Fuerst	400	47	19	66	0	0	0	0	0	0	64	210	110	82	402	- 2
Steven E. Gall	492	49	41	90	0	1	1	0	1	1	95	203	137	147	487	+ 5
Hollie L. Gallagher	375	47	15	62	0	0	0	0	0	0	64	205	113	55	373	+ 2
Shannon M. Gallagher	406	49	31	80	0	1	1	0	0	0	88	178	117	103	398	+ 8
Daniel Gaul	605	56	21	77	0	0	0	0	0	0	105	273	179	125	577	+ 28
Michael E Jackson	524	46	35	81	0	0	0	0	0	0	88	235	146	136	517	+ 7
Lance T. Mason	436	51	26	77	0	0	0	0	0	0	93	171	142	107	420	+ 16
David T. Matia	422	52	31	83	0	0	0	0	0	0	74	186	153	92	431	- 9
Robert C. McClelland	569	48	17	65	0	0	0	0	0	0	72	282	126	154	562	+ 7
Timothy McCormick	405	54	30	84	0	1	1	0	0	0	91	195	114	89	398	+ 7
Nancy R. McDonnell	416	47	30	77	1	1	2	0	0	0	61	208	139	85	432	- 16
John P. O'Donnell	535	47	30	77	1	1	2	0	0	0	90	301	102	119	522	+ 13
John J. Russo	183	27	10	37	0	0	0	0	0	0	34	112	60	14	186	- 3
Joseph D. Russo	449	51	28	79	0	0	0	0	0	0	67	255	84	122	461	- 12
Michael J. Russo	407	50	23	73	0	0	0	0	0	0	70	181	146	83	410	- 3
Nancy Margaret Russo	254	49	19	68	0	0	0	0	1	1	64	113	89	56	258	- 4
Shirley Strickland Saffold	460	49	34	83	0	2	2	0	0	0	70	196	135	142	473	- 13
Brendan J. Sheehan	302	47	24	71	0	1	1	0	0	0	74	144	92	63	299	+ 3
John D. Sutula	570	50	26	76	0	0	0	0	0	0	68	259	165	154	578	- 8
Kathleen Ann Sutula	343	49	29	78	0	3	3	0	0	0	85	158	89	89	336	+ 7
Joan Synenberg	369	51	41	92	0	0	0	0	1	1	74	191	123	73	387	- 18
José A. Villanueva	530	50	18	68	0	2	2	0	0	0	62	263	145	128	536	- 6
TOTALS	15093	1676	880	2556	4	19	23	1	10	11	2613	7042	4352	3642	15036	+ 57

Year to Date Summary

SUMMARY FOR THE COURT

January - February 2015

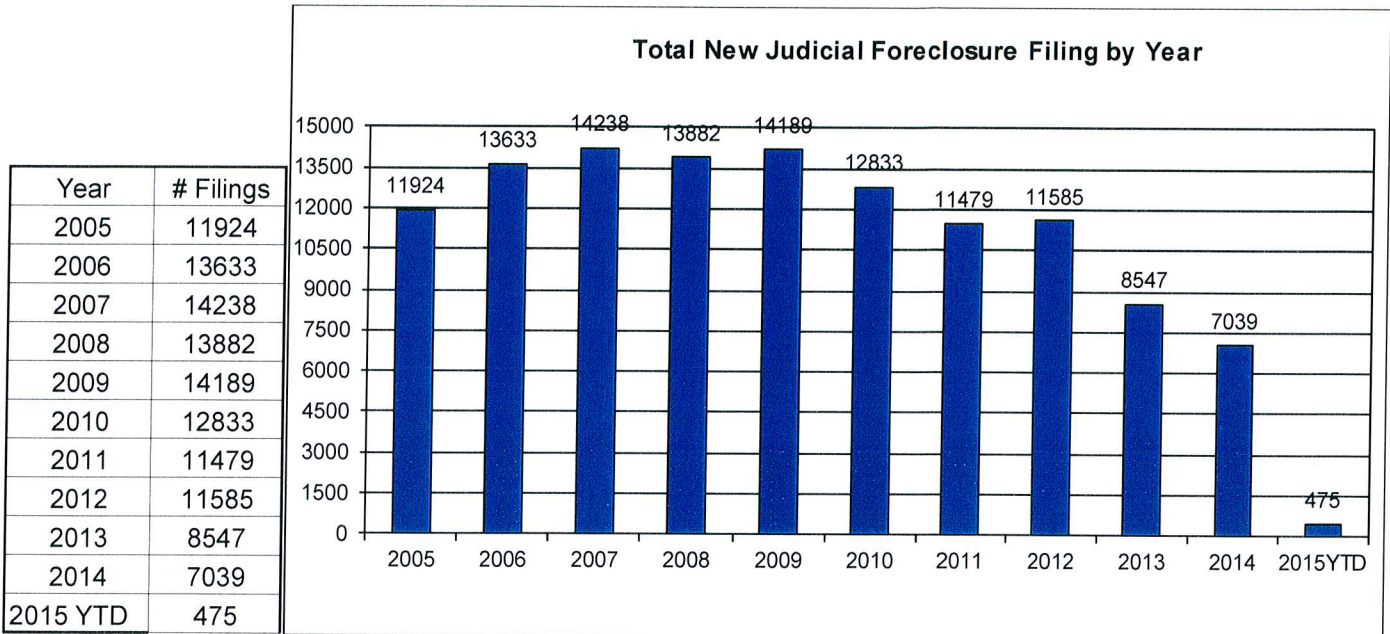
NAME	PEND	ASSIGNED			TRIALS						DISP	PENDING				+ -
		CV	CR	TOT	JURY			COURT				CV	FR	CR	TOT	
					CV	CR	TOT	CV	CR	TOT		CV	FR	CR	TOT	
Dick Ambrose	452	109	54	163	2	0	2	0	0	0	173	201	110	131	442	+ 10
Michael K. Astrab	478	106	52	158	1	2	3	0	0	0	148	203	134	151	488	- 10
Pamela A. Barker	487	115	40	155	0	2	2	0	1	1	165	224	171	82	477	+ 10
Janet R. Burnside	436	103	65	168	0	0	0	1	3	4	157	211	134	102	447	- 11
Deena R. Calabrese	473	109	57	166	0	2	2	0	0	0	173	226	112	128	466	+ 7
Maureen Clancy	430	107	55	162	0	3	3	0	0	0	152	190	160	90	440	- 10
Cassandra Collier-Willia	471	108	85	193	0	0	0	0	0	0	166	189	138	171	498	- 27
Brian J. Corrigan	541	110	55	165	1	1	2	0	1	1	171	268	156	111	535	+ 6
Peter J. Corrigan	432	102	50	152	0	1	1	0	0	0	147	208	107	122	437	- 5
Michael P. Donnelly	415	108	37	145	1	0	1	0	1	1	153	193	143	71	407	+ 8
Carolyn B. Friedland	483	111	53	164	1	0	1	0	4	4	188	208	114	137	459	+ 24
Stuart A. Friedman	520	99	52	151	0	4	4	0	2	2	174	202	167	128	497	+ 23
Nancy A. Fuerst	393	96	42	138	1	0	1	0	0	0	129	210	110	82	402	- 9
Steven E. Gall	494	104	74	178	0	3	3	0	1	1	185	203	137	147	487	+ 7
Hollie L. Gallagher	379	104	34	138	2	1	3	0	1	1	144	205	113	55	373	+ 6
Shannon M. Gallagher	533	90	50	140	0	1	1	0	0	0	275	178	117	103	398	+ 135
Daniel Gaul	644	106	45	151	0	2	2	0	0	0	218	273	179	125	577	+ 67
Michael E Jackson	506	108	62	170	0	0	0	0	0	0	159	235	146	136	517	- 11
Lance T. Mason	434	106	56	162	2	0	2	0	0	0	176	171	142	107	420	+ 14
David T. Matia	455	109	52	161	0	0	0	0	0	0	185	186	153	92	431	+ 24
Robert C. McClelland	538	106	77	183	0	0	0	1	0	1	159	282	126	154	562	- 24
Timothy McCormick	414	108	63	171	0	3	3	0	0	0	187	195	114	89	398	+ 16
Nancy R. McDonnell	423	101	51	152	1	3	4	0	0	0	143	208	139	85	432	- 9
John P. O'Donnell	555	96	57	153	1	1	2	0	0	0	186	301	102	119	522	+ 33
John J. Russo	178	63	11	74	0	0	0	0	0	0	66	112	60	14	186	- 8
Joseph D. Russo	477	106	51	157	0	0	0	0	0	0	173	255	84	122	461	+ 16
Michael J. Russo	403	103	55	158	0	0	0	0	1	1	151	181	146	83	410	- 7
Nancy Margaret Russo	258	113	44	157	0	1	1	0	1	1	157	113	89	56	258	0
Shirley Strickland Saffold	462	106	64	170	0	3	3	0	0	0	159	196	135	142	473	- 11
Brendan J. Sheehan	320	104	48	152	0	2	2	1	1	2	173	144	92	63	299	+ 21
John D. Sutula	569	105	64	169	0	0	0	0	1	1	160	259	165	154	578	- 9
Kathleen Ann Sutula	347	106	54	160	0	3	3	0	0	0	171	158	89	89	336	+ 11
Joan Synenberg	398	114	68	182	0	0	0	0	1	1	193	191	123	73	387	+ 11
José A. Villanueva	551	105	47	152	0	2	2	0	1	1	167	263	145	128	536	+ 15
TOTALS	15349	3546	1824	5370	13	40	53	3	20	23	5683	7042	4352	3642	15036	+ 313

Corrections/Adjustments

CUYAHOGA COUNTY COMMON PLEAS COURT

In the January 2015 Court Statistics report, the tables to the left of the charts on page 26 did not correctly represent the totals for 2015 YTD shown in the charts.

Total New Judicial Foreclosure Filings Years 2005 – 2015 YTD



Total New Judicial Foreclosure Filings by Month for Year 2015 YTD

