



**CUYAHOGA COUNTY COMMON PLEAS COURT**

***Statistics Report  
October 2015***

***John J. Russo  
Administrative and Presiding Judge***

**TABLE OF CONTENTS**

**Criminal Statistics**

Newly Filed, Re-Activated and Transferred in Cases _____	4
Yearly Criminal Terminations _____	5
Pending Criminal Cases End of Period _____	6
Clearance Rate _____	7
Arrest to Disposition Timeline _____	8
Average Arrest to Disposition Timeline (Jail Cases) _____	9
Average Arrest to Disposition Timeline (Non-Jail Cases) _____	10
Average Arrest to Disposition Timeline (Jail and Non-Jail Cases) _____	11
Yearly Average Arrest to Disposition Timeline _____	12
Indictments and Informations Filed With the Clerk of Courts _____	13
Bail Case Arraignment Activity _____	14
Overall Arraignment Statistics _____	15

**Foreclosure Statistics**

Total Pending Judicial Foreclosure Cases Referred to Magistrates _____	17
Total Pending Tax Lien & Certificate Cases Referred to Magistrates _____	18
Percentage of Pending Judicial Foreclosure Cases By Filing Year _____	19
Judicial Foreclosure Clearance Rate Year 2015 _____	20
Avg. Number of Days to Disp. (Excl. Bank. Stays & Tax Lien & Tax Cert.) _____	21
Avg. Number of Days to Disp. (Excl. Bank. Stays & Incl. Tax Lien & Tax Cert.) _____	22
Total New Judicial Foreclosure Filings _____	23
New Marsh of Lien/Quiet Title/Partition Case Filings for Years 2005 – 2015 YTD _____	24
New Marsh of Lien/Quiet Title/Partition Case Filings by month for 2015 YTD _____	24
New Tax Lien & Certificate Filings for Years 2005 – 2015 YTD _____	25
New Tax Lien & Certificate Filings by Month for Year 2015 YTD _____	25
Total New Judicial Foreclosure Filings Years 2005 – 2015 YTD _____	26
Total New Judicial Foreclosure Filings by Month for Year 2015 YTD _____	26
Magistrate's Monthly Reports _____	27
Report CMSR1062 - Judicial Foreclosure Statistics by Judge _____	35
Monthly Summary _____	41
Year to Date Summary _____	43
Corrections/Adjustments _____	45

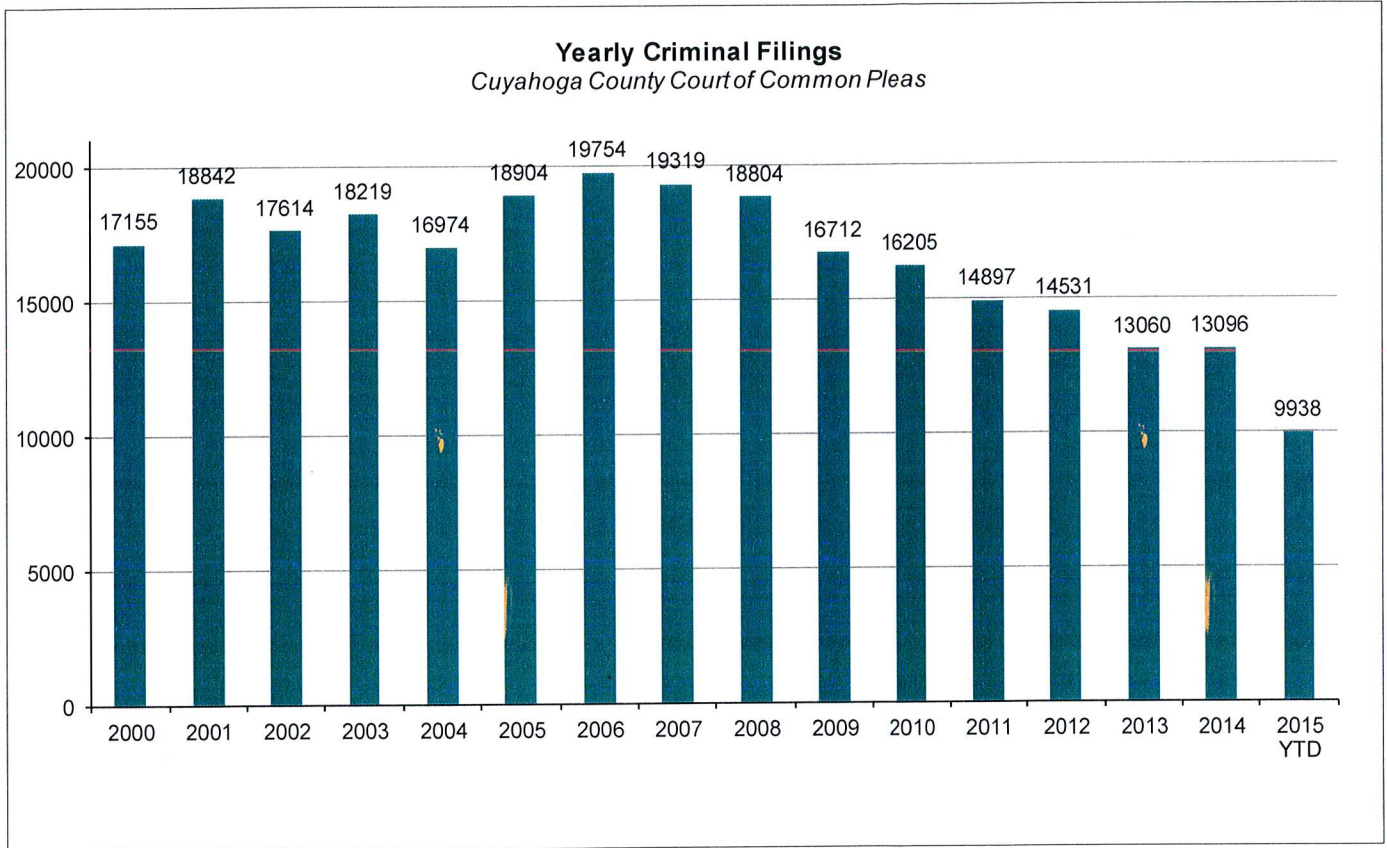
---

# *Criminal Case Statistics*

# CUYAHOGA COUNTY COMMON PLEAS COURT

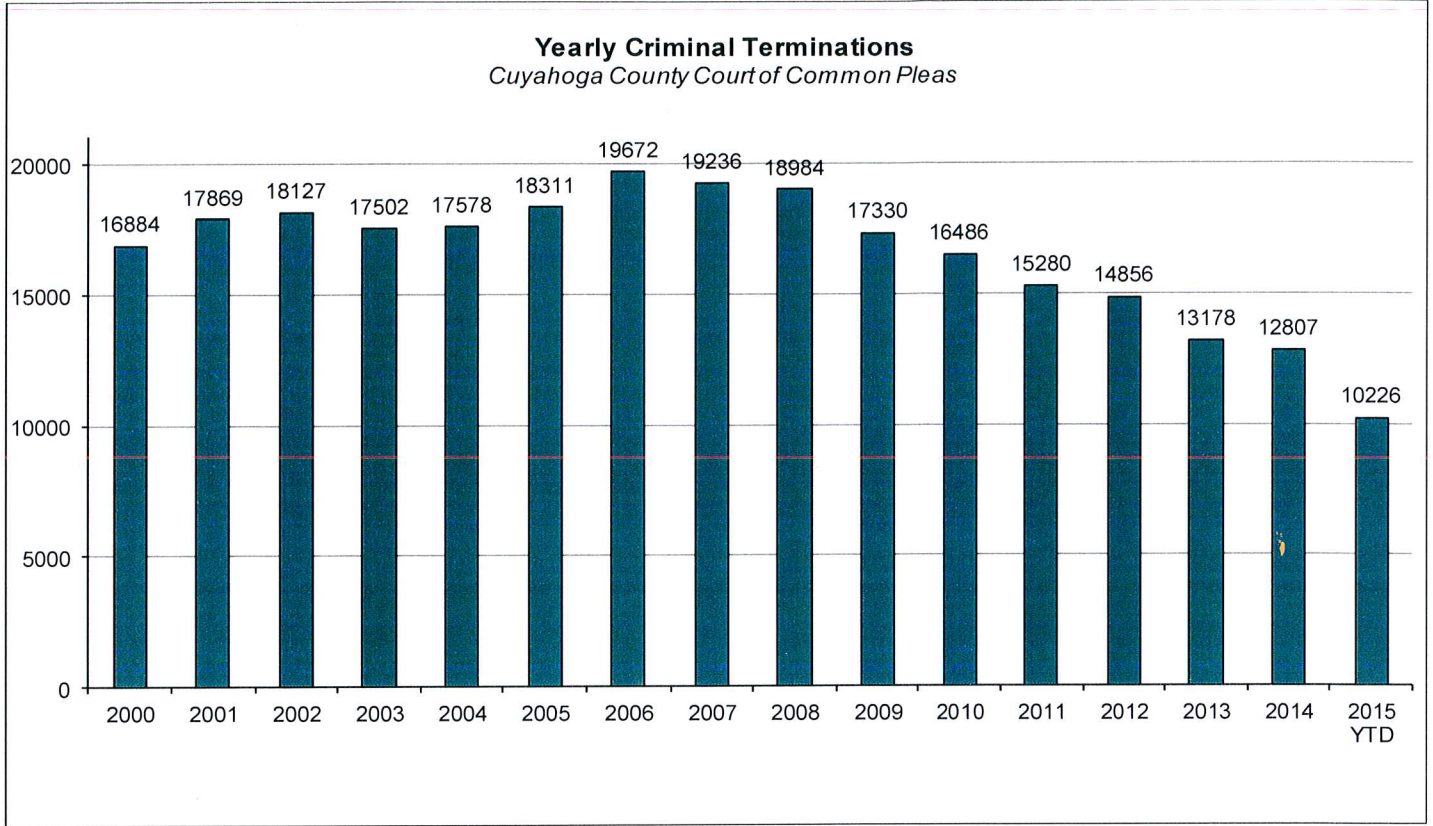
## Newly Filed, Re-Activated and Transferred in Cases

The following chart is a representation of all filed cases in Cuyahoga County Court of Common Pleas from 2000 – October 2015. Newly filed cases are defined as having been arraigned and assigned to a Judge. Re-activated cases are defined as cases where a defendant was unavailable for trial and has now become ready to proceed. Transferred cases are defined as cases moved from one judge's docket to another. This could be due to re-assignment to a Mental Health Judge or after additional information indicates that by Court rule, the case should have been assigned to another Judge.



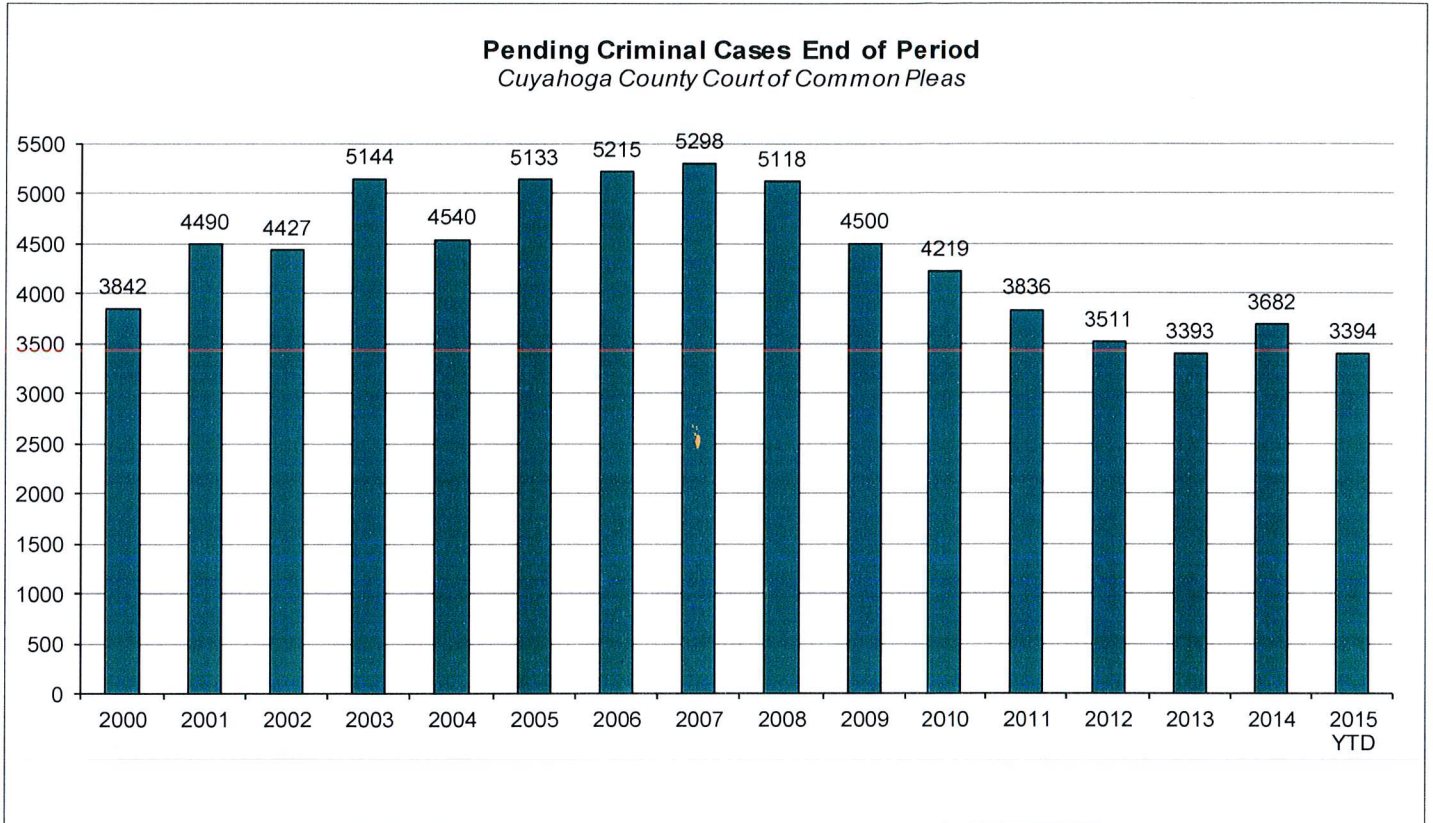
## Yearly Criminal Terminations

The following chart represents cases that have been terminated by the court from 2000 – October 2015. These cases have been terminated either by trial; plea, dismissal or a defendant is unavailable for trial or sentencing.



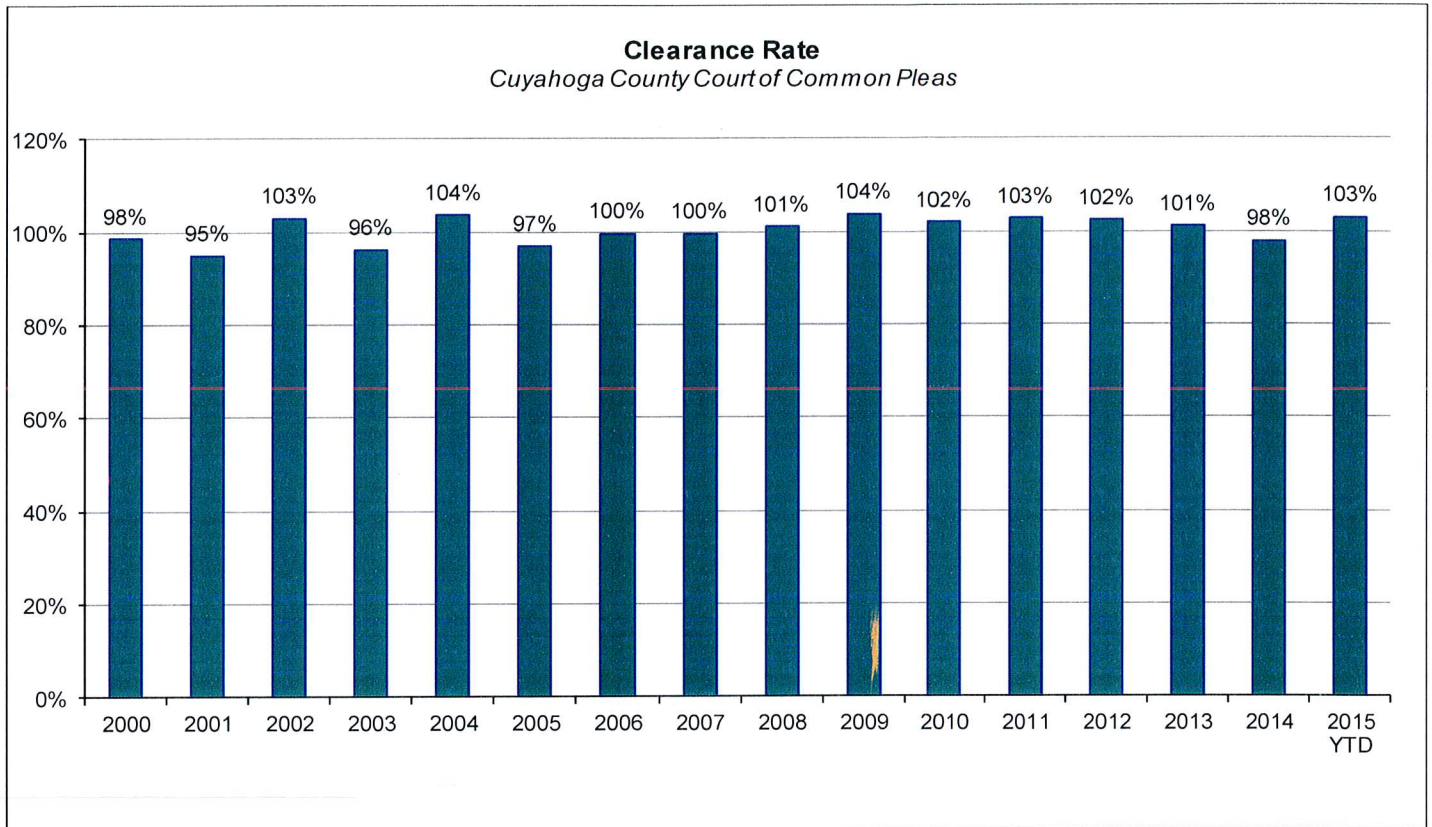
## Pending Criminal Cases End of Period

The following chart represents the total number of cases pending at the end of the reporting period from 2000 – October 2015. Pending criminal cases at the end of the period is determined by adding the total number of pending cases at the beginning of the reporting period, and all newly filed, re-activated and transferred in cases. The total number of cases terminated in the period is subtracted from the sum total pending at the beginning of the period to give the value pending at the end of the period.



## Clearance Rate

The Clearance Rate is the total number of outgoing cases as a percentage of the number of incoming cases. Clearance rate measures whether the court is keeping up with its incoming caseload. If cases are not disposed in a timely manner, a backlog of cases awaiting disposition will grow. A Clearance Rate of 100% indicates that at least as many cases have been filed, reopened, or reactivated in a period have been disposed.



## ***Arrest to Disposition Timeline***

Arrest to disposition timeline is a method to measure how felony cases flow through the Cuyahoga County Criminal Justice System. By capturing how long a case takes to move from stage to stage, we can examine where problems may exist and where potential improvements in case processing can be made.

The source data was extracted from the Cuyahoga County Court of Common Pleas Case Management System. The overall population of sample data was based on cases terminated in a given month excluding cases that have gone through diversion programs. A case is defined as a defendant and all charges involved in a single incident. The period for the extracted data is from October 2015.

The stages examined were:

Arrest to Indictment

Indictment to Arraignment

Arraignment to 1<sup>st</sup> Pre-Trial

1<sup>st</sup> Pre-Trial to Plea/Trial

Plea/Trial to Termination

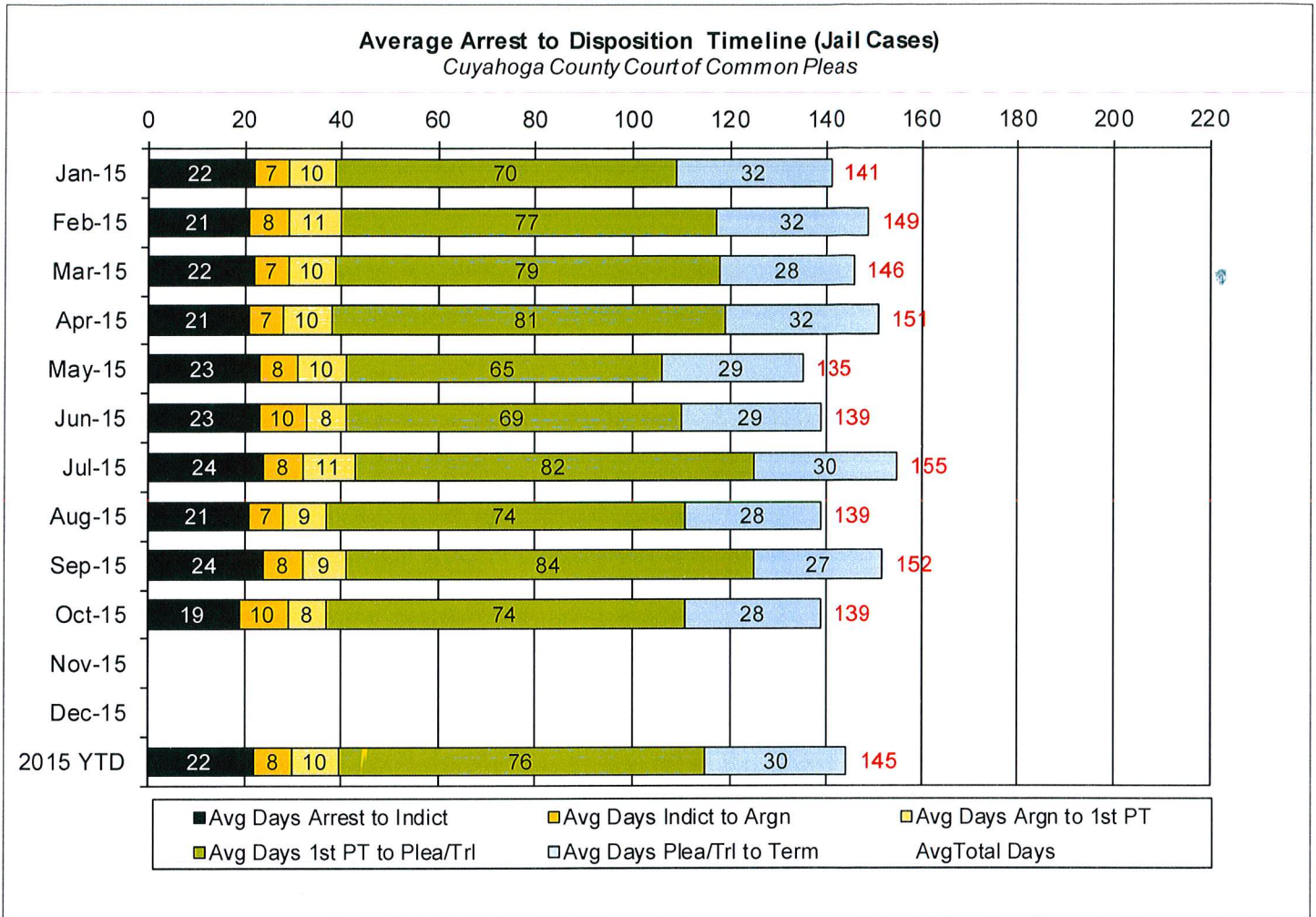
Due to the fact that each case may or may not have all of the stage date elements, a method to arrive at stage averages was applied. For a case to be included in the average for a stage there would need to be both dates for the given stage. A case would be included in the Arrest to Indictment stage if both arrest date and indictment date were available. This method was applied to each of the five stages. Next we calculated the total number of cases that met the date criteria for each of the ranges and also the total number of days between each date. To arrive at an average, the total number of days for each case in each range was calculated and divided by the total number of cases that met the date criteria. If a case had a time period or periods where the defendant was capiased or referred to the Psych Clinic, that amount of time was subtracted from the appropriate range. For re-indicted cases, the original arrest date is used.

The following three charts are for Jail, Non-Jail and combined Jail and Non-Jail cases. Jail and Non-Jail cases are defined by the posting of bond prior to plea or trial.



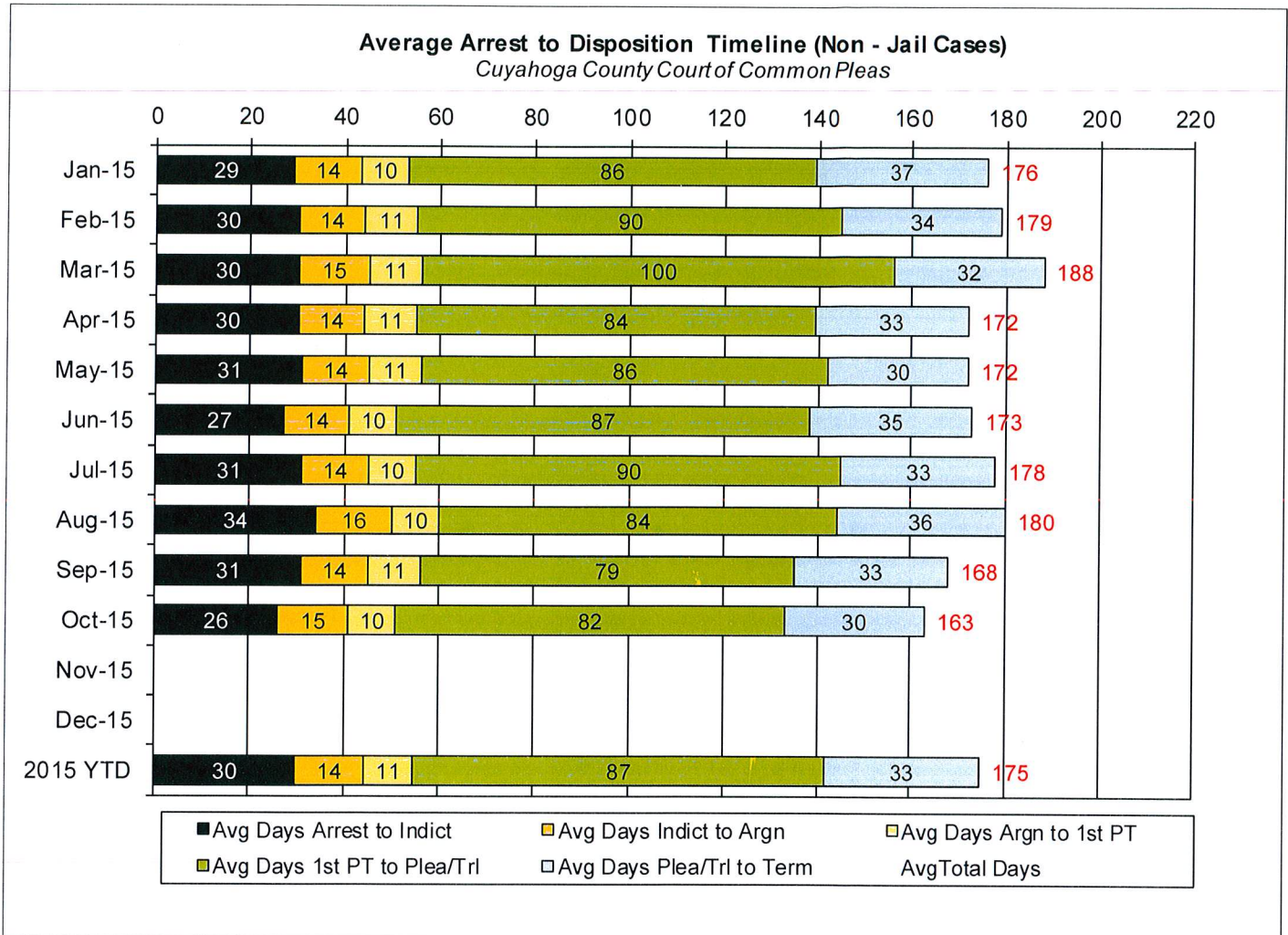
# CUYAHOGA COUNTY COMMON PLEAS COURT

## Average Arrest to Disposition Timeline (Jail Cases)



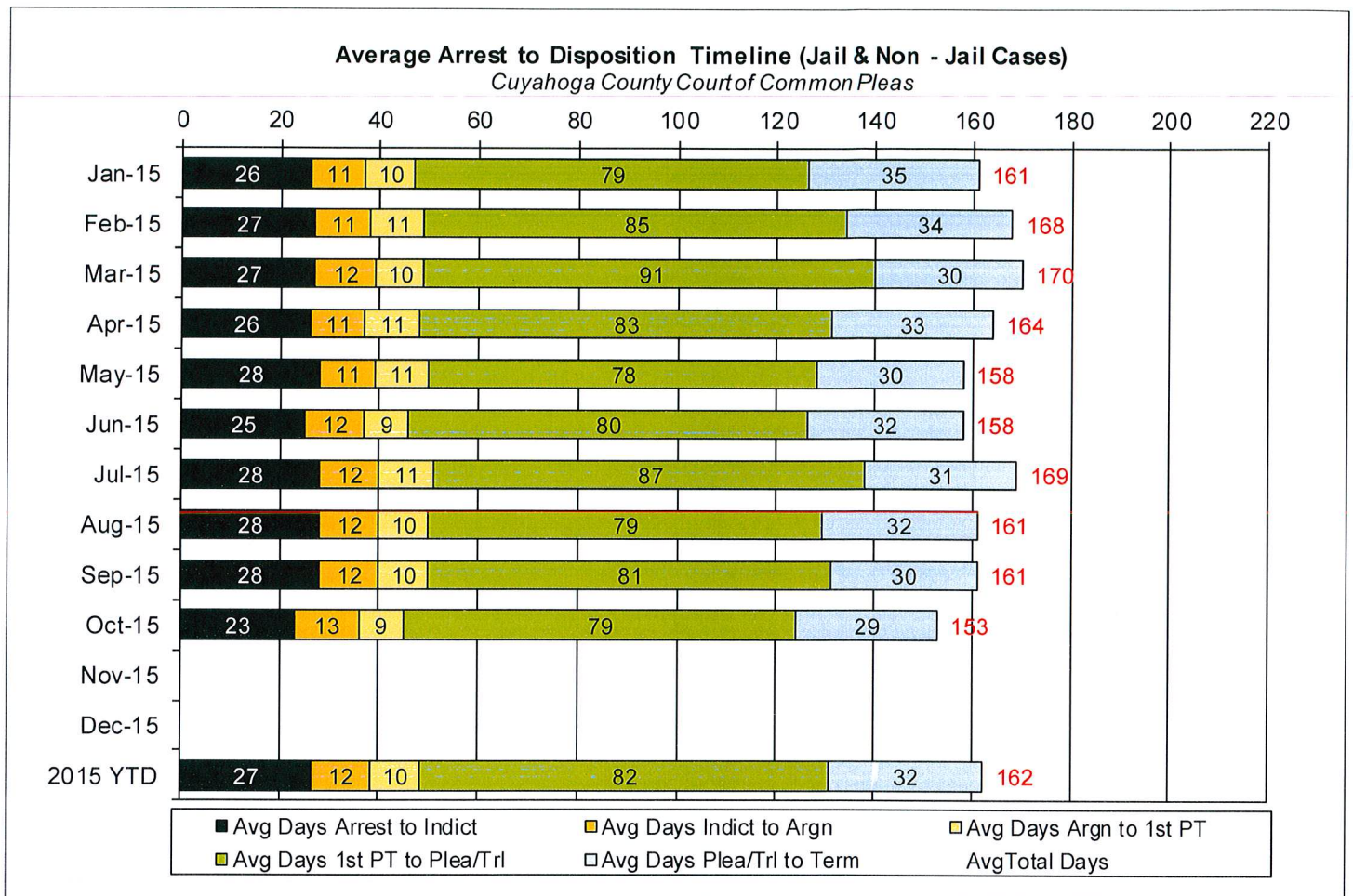
# CUYAHOGA COUNTY COMMON PLEAS COURT

## Average Arrest to Disposition Timeline (Non-Jail Cases)



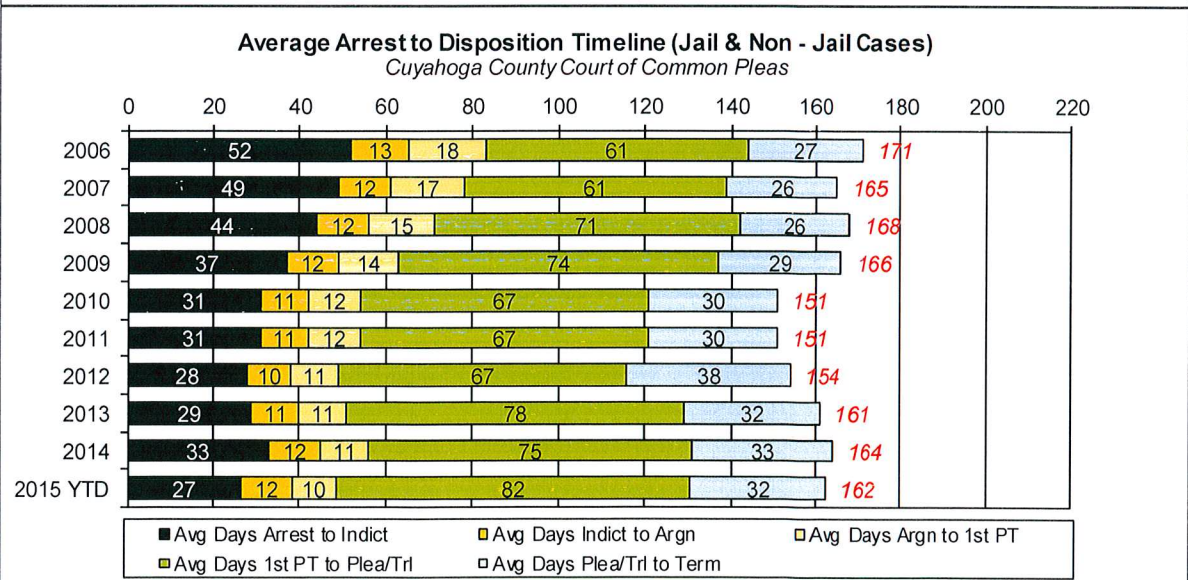
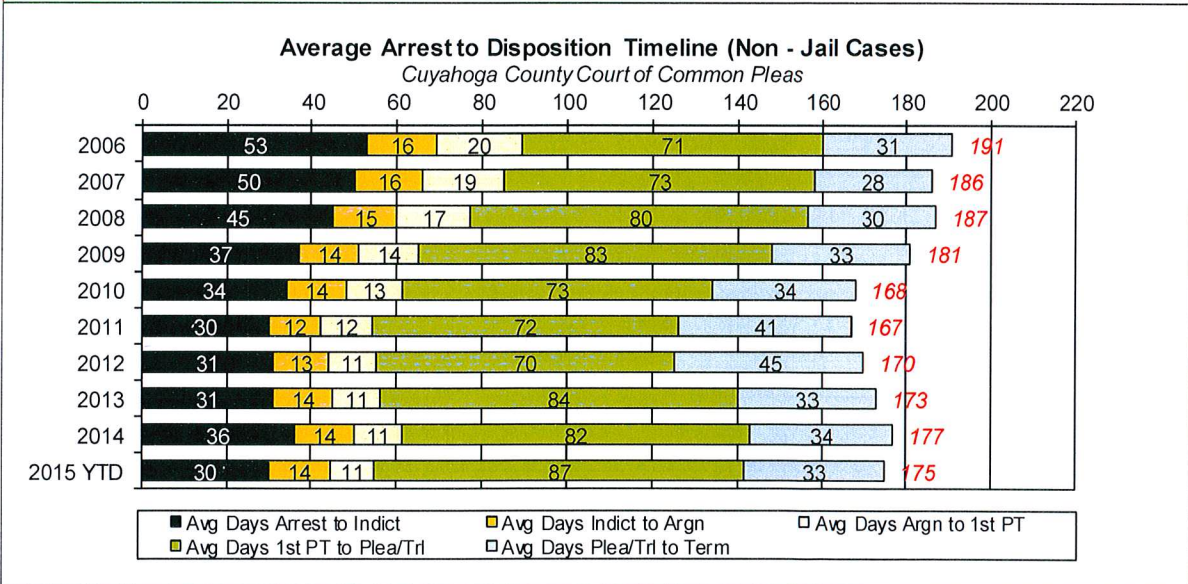
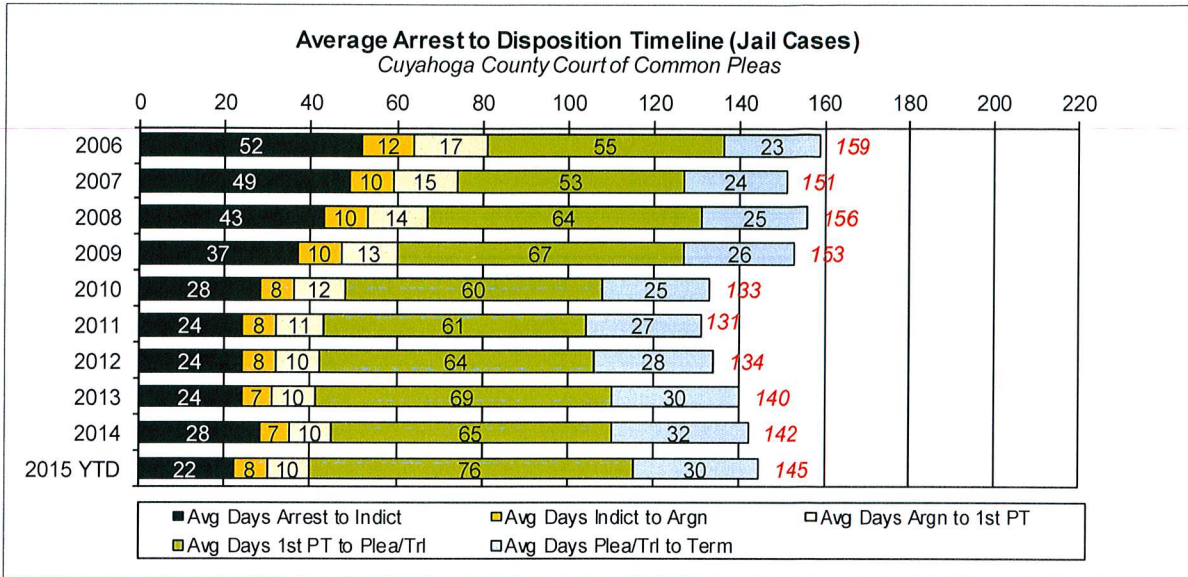
# CUYAHOGA COUNTY COMMON PLEAS COURT

## Average Arrest to Disposition Timeline (Jail and Non-Jail Cases)



# CUYAHOGA COUNTY COMMON PLEAS COURT

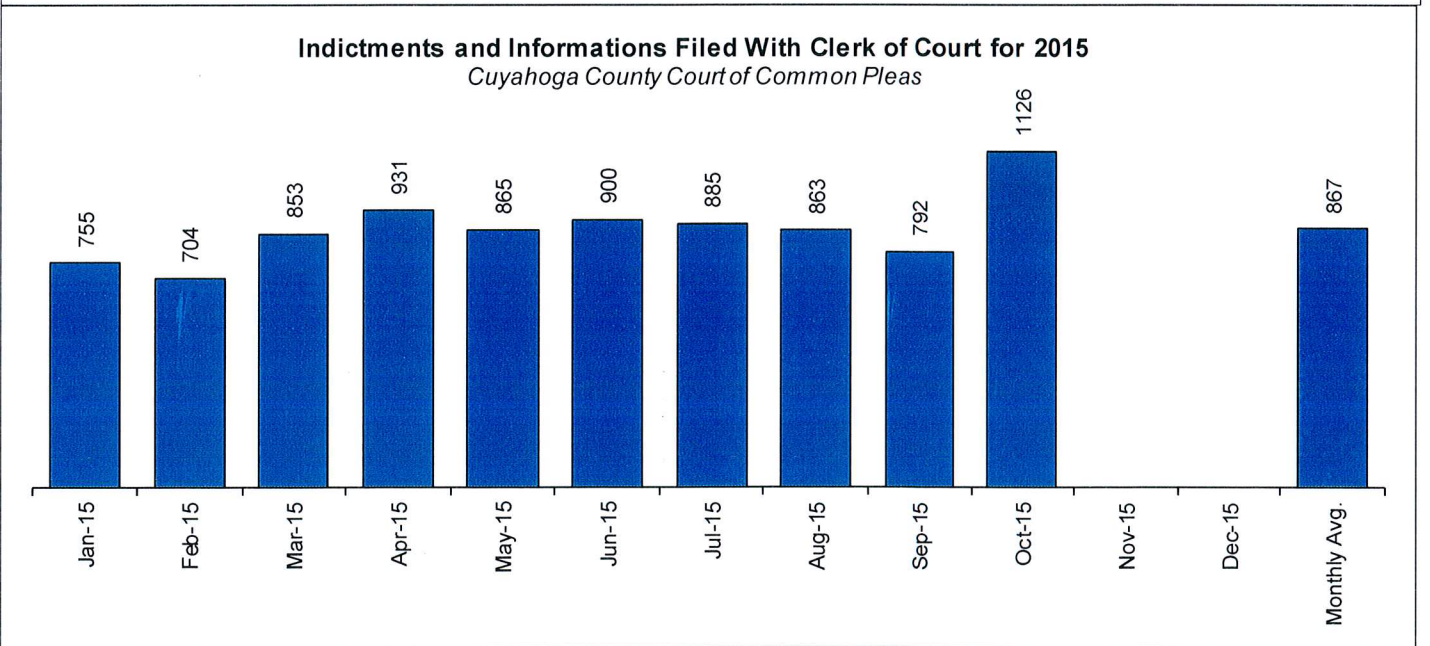
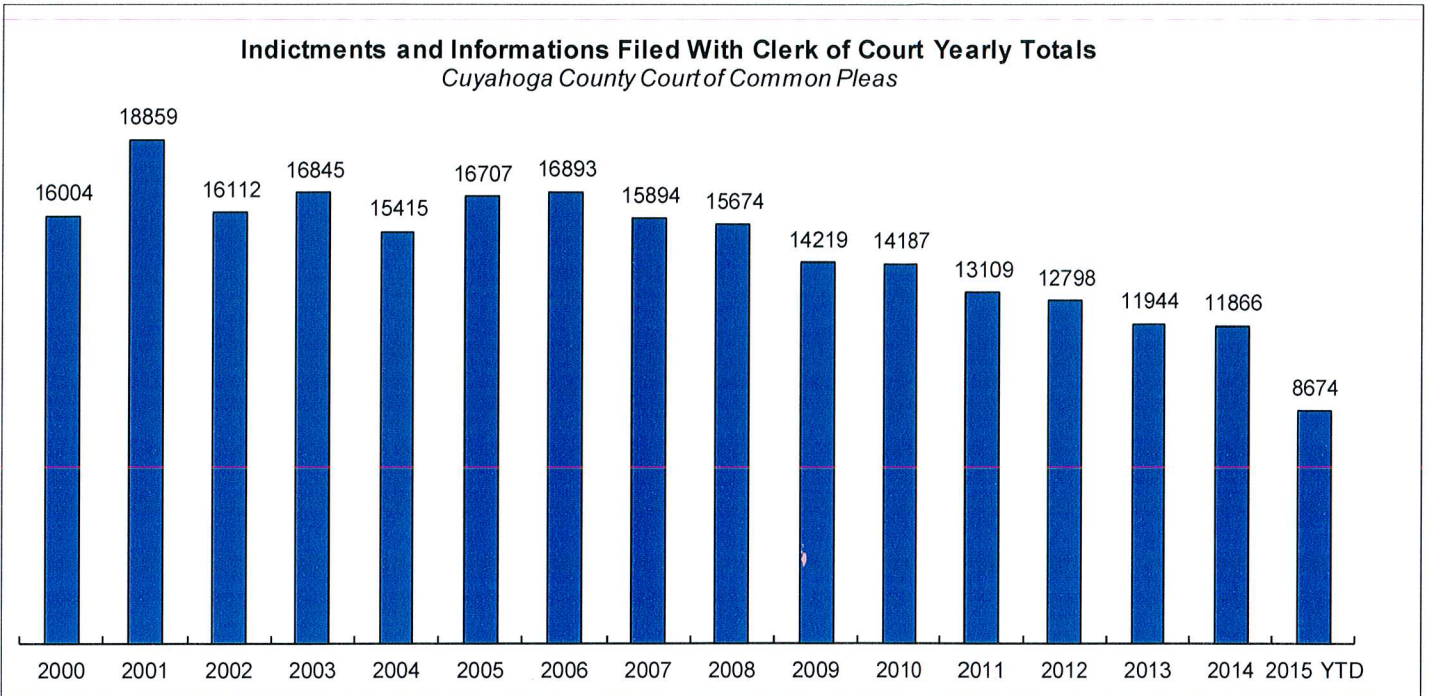
## Yearly Average Arrest to Disposition Timeline



# CUYAHOGA COUNTY COMMON PLEAS COURT

## Indictments and Informations Filed With the Clerk of Courts

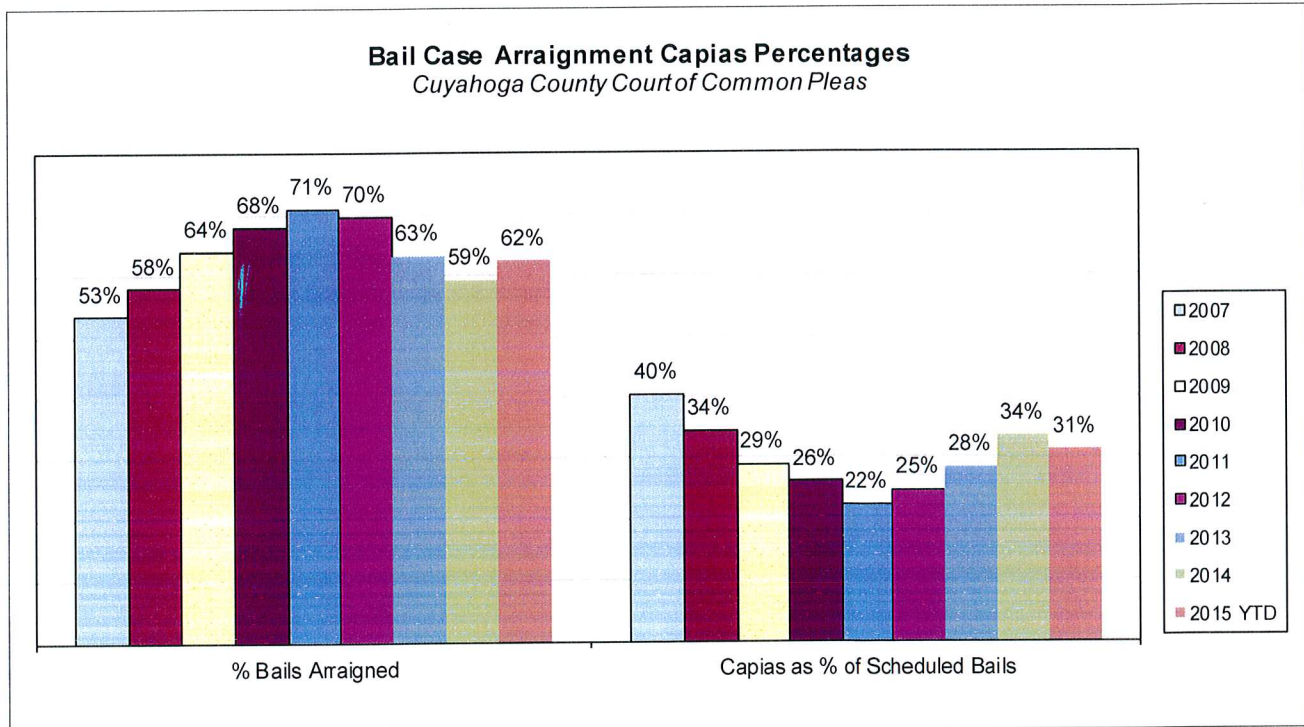
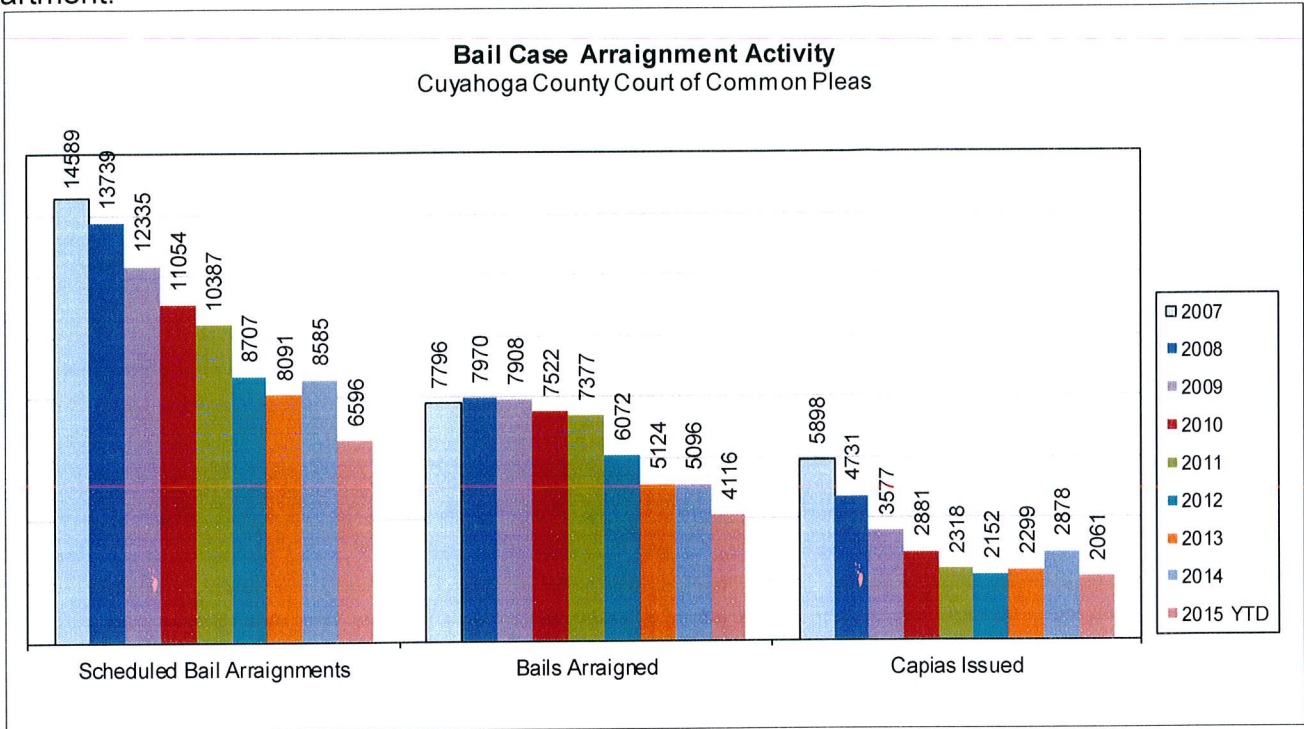
The following charts are reflective of Indictments and Informations filed with the Criminal Clerk of Courts from 2000. The source for this information was the Criminal Clerk's Office.



# CUYAHOGA COUNTY COMMON PLEAS COURT

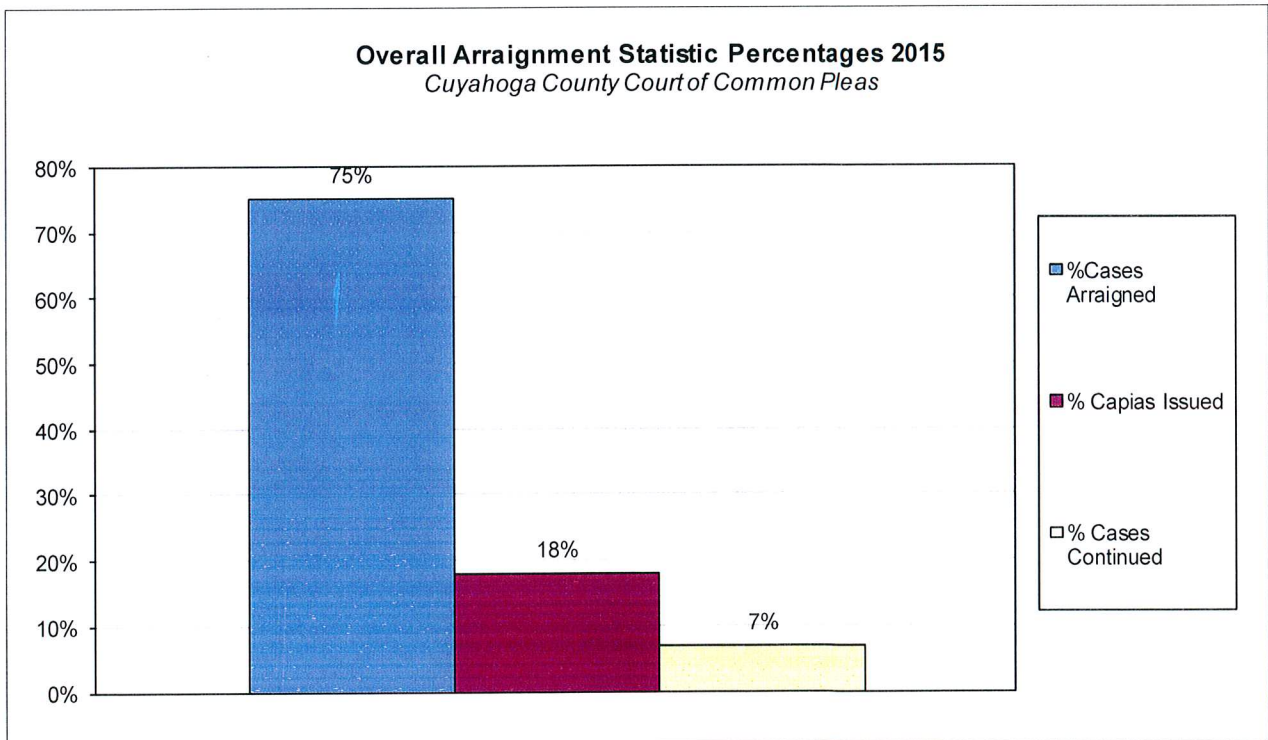
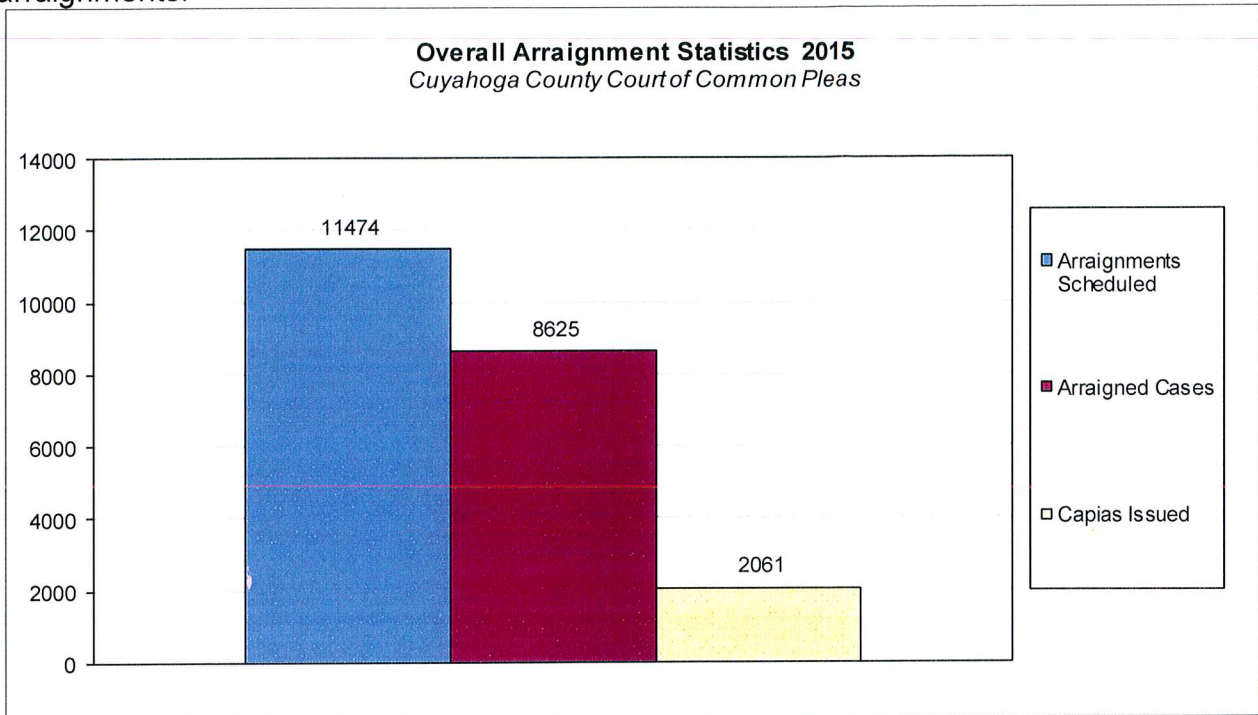
## Bail Case Arraignment Activity

The following charts are reflective of arraignment activity where the defendant was not incarcerated at the time of arraignment. The source for this information was the Criminal Records Department.



## Overall Arraignment Statistics

The arraignment statistics were provided by the Criminal Records Department. They are provided to give a representation of arraignment activity in the Court in 2015. These statistics include jail and non – jail arraignments.



# Judicial Foreclosure Statistics<sup>1</sup>

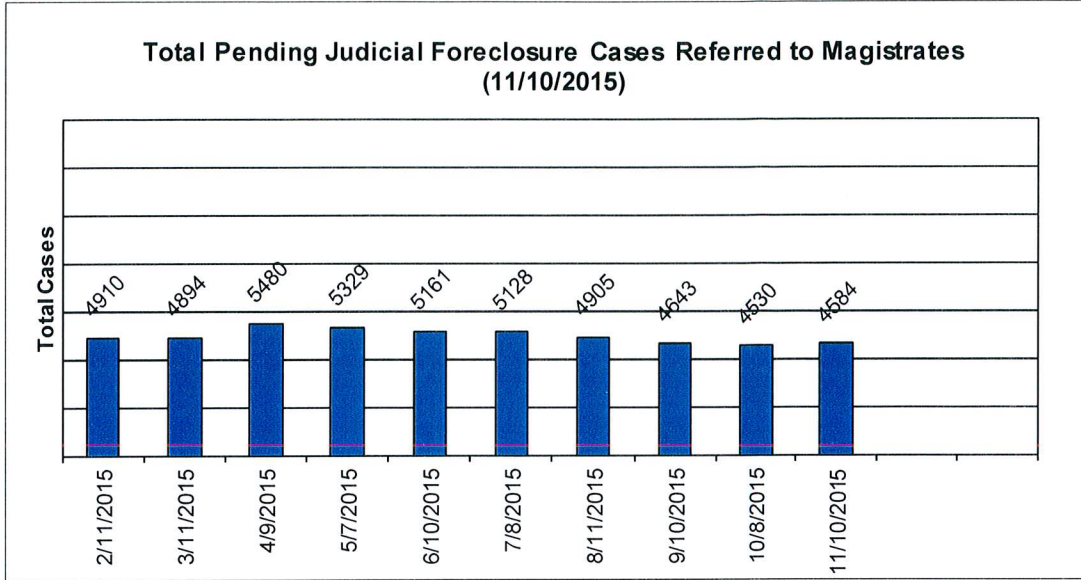
<sup>1</sup> For clarification purposes, Foreclosure cases in this report are identified as Judicial Foreclosure filings (filing codes 1460 (Foreclosure Marsh. Of Lien), 1465(Tax Lien), 1466 (Tax Certificate), 1470 (Quiet Title), and 1480 (Partition)). These cases are different from Board of Revision Foreclosures, which are not reported here.



# CUYAHOGA COUNTY COMMON PLEAS COURT

## **Total Pending Judicial Foreclosure Cases Referred to Magistrates**

The following chart is a display of the total number of pending Judicial Foreclosure cases referred to the Magistrates on specific dates. The table below shows the number of these cases pending from each year since 2000.

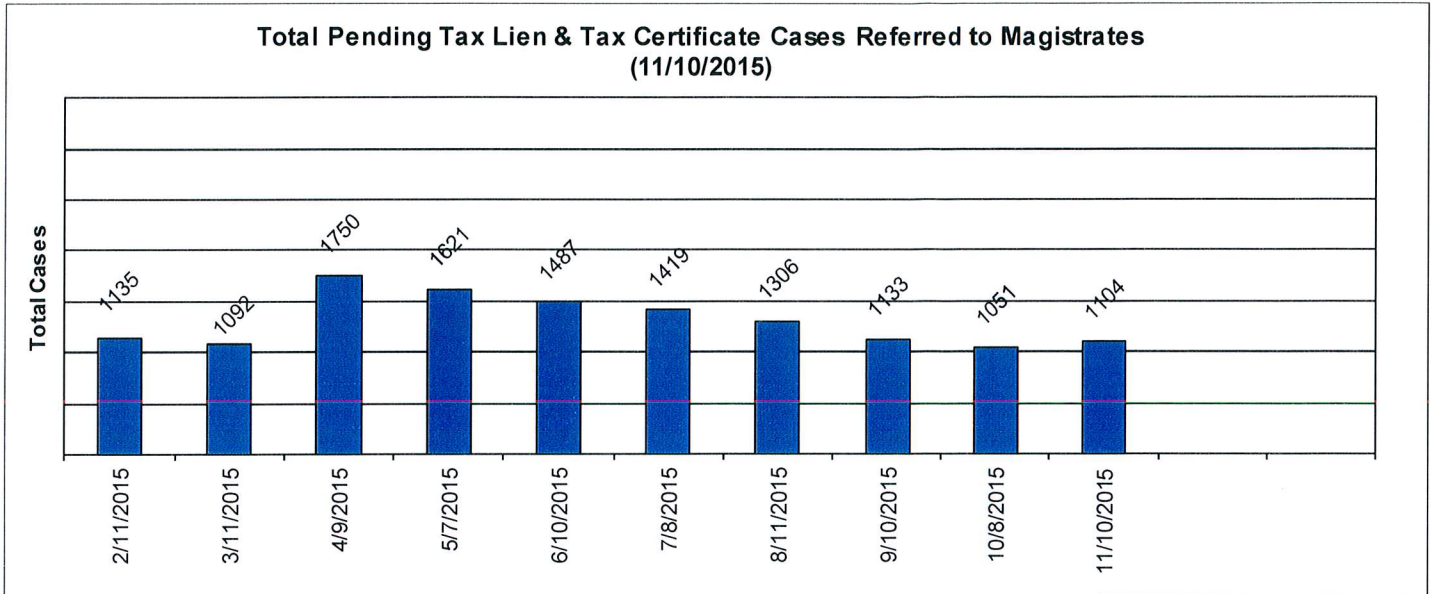


	As of:	2/11/2015	3/11/2015	4/9/2015	5/7/2015	6/10/2015	7/8/2015	8/11/2015	9/10/2015	10/8/2015	11/10/2015
<b>Year</b>											
2000		0	0	0	0	0	0	0	0	0	0
2001		0	0	0	0	0	0	0	0	0	0
2002		1	1	0	0	0	0	0	0	0	0
2003		2	2	2	2	2	2	2	2	2	2
2004		0	0	0	0	0	0	0	0	0	0
2005		0	0	0	0	0	0	0	0	0	0
2006		1	1	0	0	0	0	0	0	0	0
2007		5	3	2	1	1	1	1	0	0	0
2008		4	4	4	3	3	3	2	2	2	2
2009		9	10	6	6	6	6	7	6	6	5
2010		19	16	15	14	14	11	11	8	6	7
2011		42	41	32	33	32	29	23	13	11	11
2012		145	136	114	99	90	83	74	63	53	50
2013		547	454	390	341	295	268	224	193	167	151
2014		3532	3182	2729	2320	1898	1673	1354	1115	949	810
2015		603	1044	2186	2510	2820	3052	3207	3241	3334	3546
<b>Total</b>		<b>4910</b>	<b>4894</b>	<b>5480</b>	<b>5329</b>	<b>5161</b>	<b>5128</b>	<b>4905</b>	<b>4643</b>	<b>4530</b>	<b>4584</b>

# CUYAHOGA COUNTY COMMON PLEAS COURT

## Total Pending Tax Lien & Certificate Cases Referred to Magistrates

The following chart is a display of the number of pending tax Judicial Foreclosure cases referred to the Magistrates on specific dates. The table below shows the number of pending tax Judicial Foreclosure cases in each year since 2000.




	As of:	2/11/2015	3/11/2015	4/9/2015	5/7/2015	6/10/2015	7/8/2015	8/11/2015	9/10/2015	10/8/2015	11/10/2015		
<b>Year</b>													
2000		0	0	0	0	0	0	0	0	0	0		
2001		0	0	0	0	0	0	0	0	0	0		
2002		1	1	0	0	0	0	0	0	0	0		
2003		0	0	0	0	0	0	0	0	0	0		
2004		0	0	0	0	0	0	0	0	0	0		
2005		0	0	0	0	0	0	0	0	0	0		
2006		1	1	0	0	0	0	0	0	0	0		
2007		2	2	1	1	1	1	1	0	0	0		
2008		0	1	0	0	0	0	0	0	0	0		
2009		6	6	2	2	1	1	1	0	0	0		
2010		3	2	2	2	2	2	2	1	0	0		
2011		19	19	17	17	16	14	11	2	1	1		
2012		35	34	26	23	21	19	19	12	9	9		
2013		170	135	115	101	88	75	63	49	38	34		
2014		827	764	665	557	432	363	287	223	188	163		
2015		71	127	922	918	926	944	922	846	815	897		
<b>Total</b>		<b>1135</b>	<b>1092</b>	<b>1750</b>	<b>1621</b>	<b>1487</b>	<b>1419</b>	<b>1306</b>	<b>1133</b>	<b>1051</b>	<b>1104</b>		

# CUYAHOGA COUNTY COMMON PLEAS COURT

## **Percentage of Pending Judicial Foreclosure Cases By Filing Year**

The following chart is a representation of the total number of pending Judicial Foreclosure cases by filing year expressed as a percentage on a specific date. The table below is the supporting data for this chart.

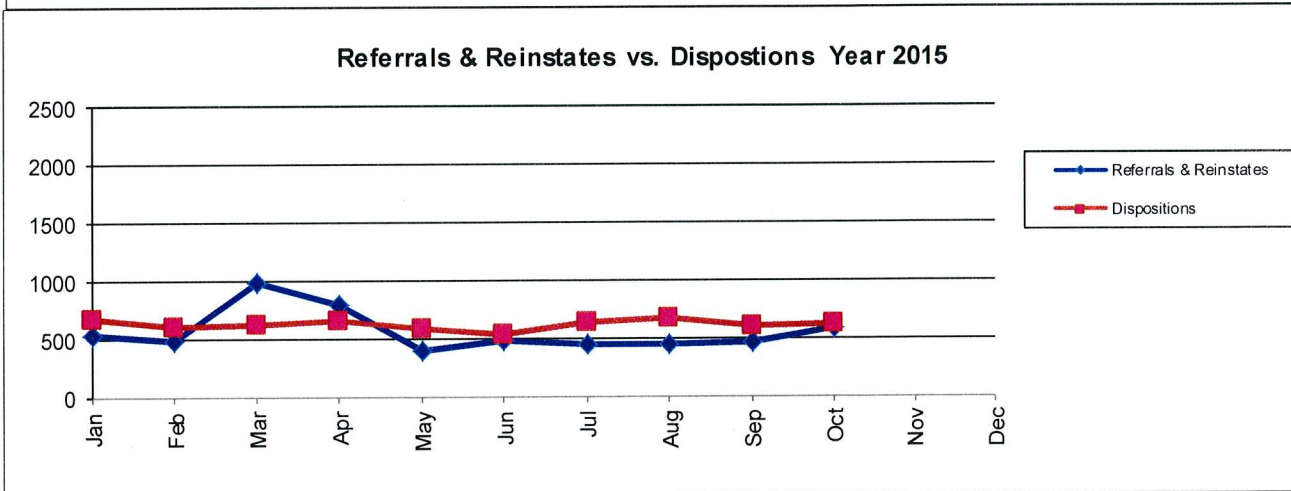
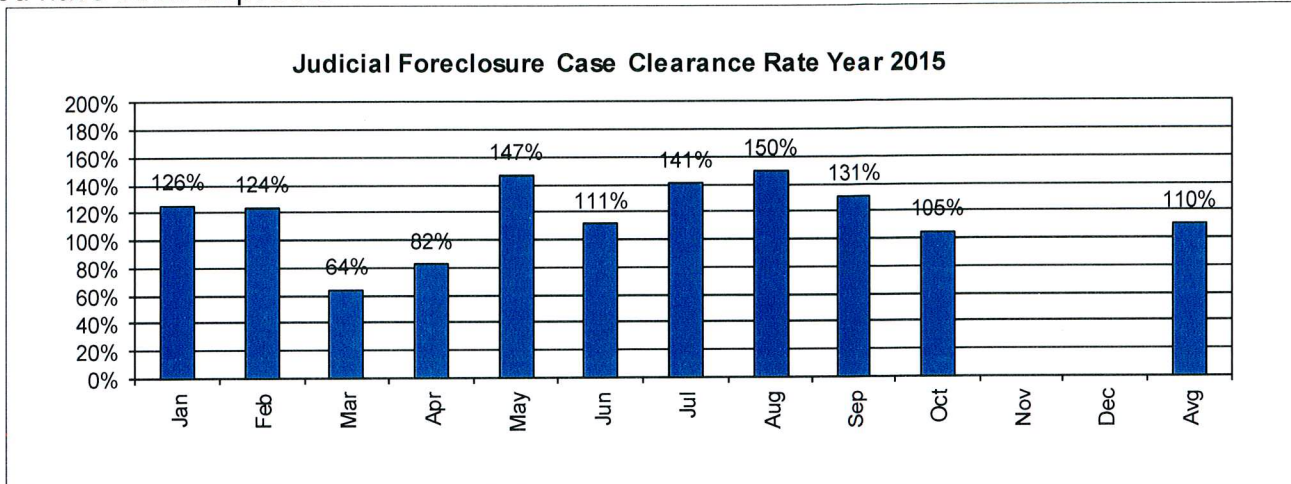


	<b>As of:</b>	11/10/2015	% of Total
<b>Year</b>			
2000		0	0.00%
2001		0	0.00%
2002		0	0.00%
2003		2	0.04%
2004		0	0.00%
2005		0	0.00%
2006		0	0.00%
2007		0	0.00%
2008		2	0.04%
2009		5	0.11%
2010		7	0.15%
2011		11	0.24%
2012		50	1.09%
2013		151	3.29%
2014		810	17.67%
2015		3546	77.36%
<b>Total</b>		4584	100.00%

# CUYAHOGA COUNTY COMMON PLEAS COURT

## Judicial Foreclosure Clearance Rate Year 2015

The Clearance Rate is the number of outgoing cases as a percentage of the number of incoming cases. Clearance rate measures whether the court is keeping up with its incoming caseload. If cases are not disposed in a timely manner, a backlog of cases awaiting disposition will grow. A Clearance Rate of 100% indicates that at least as many cases as have been filed, reopened, or reactivated in a period have been disposed.

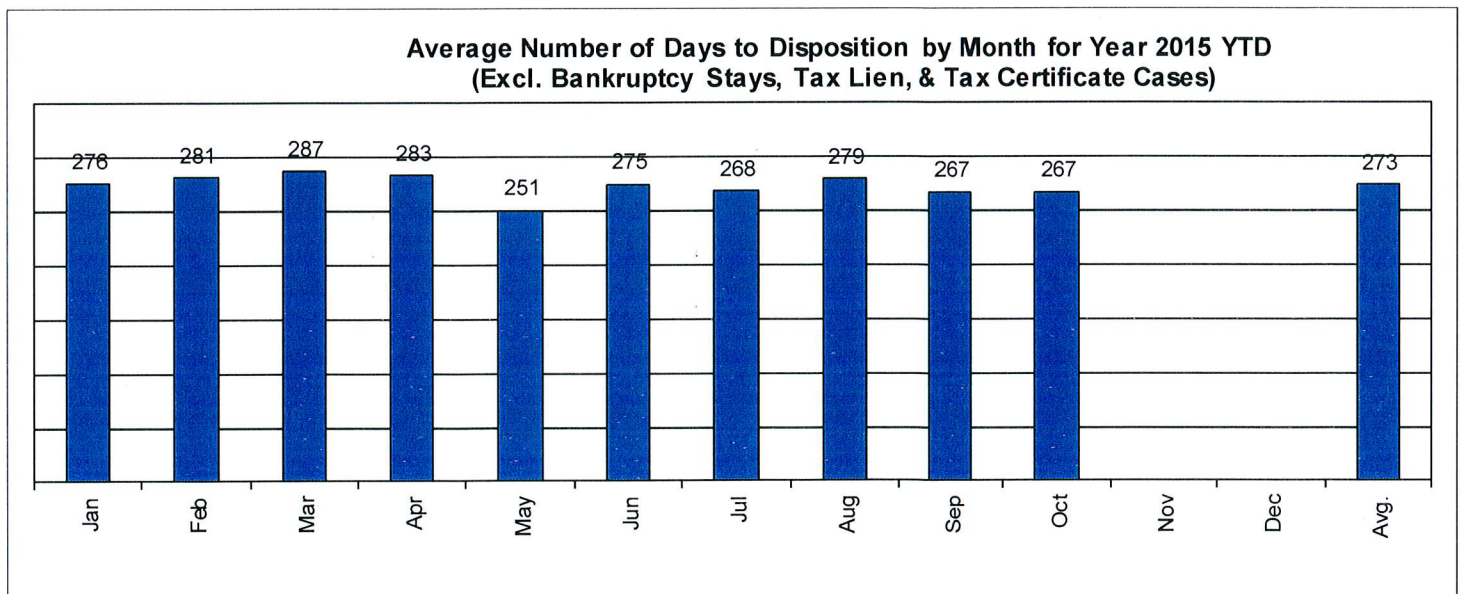
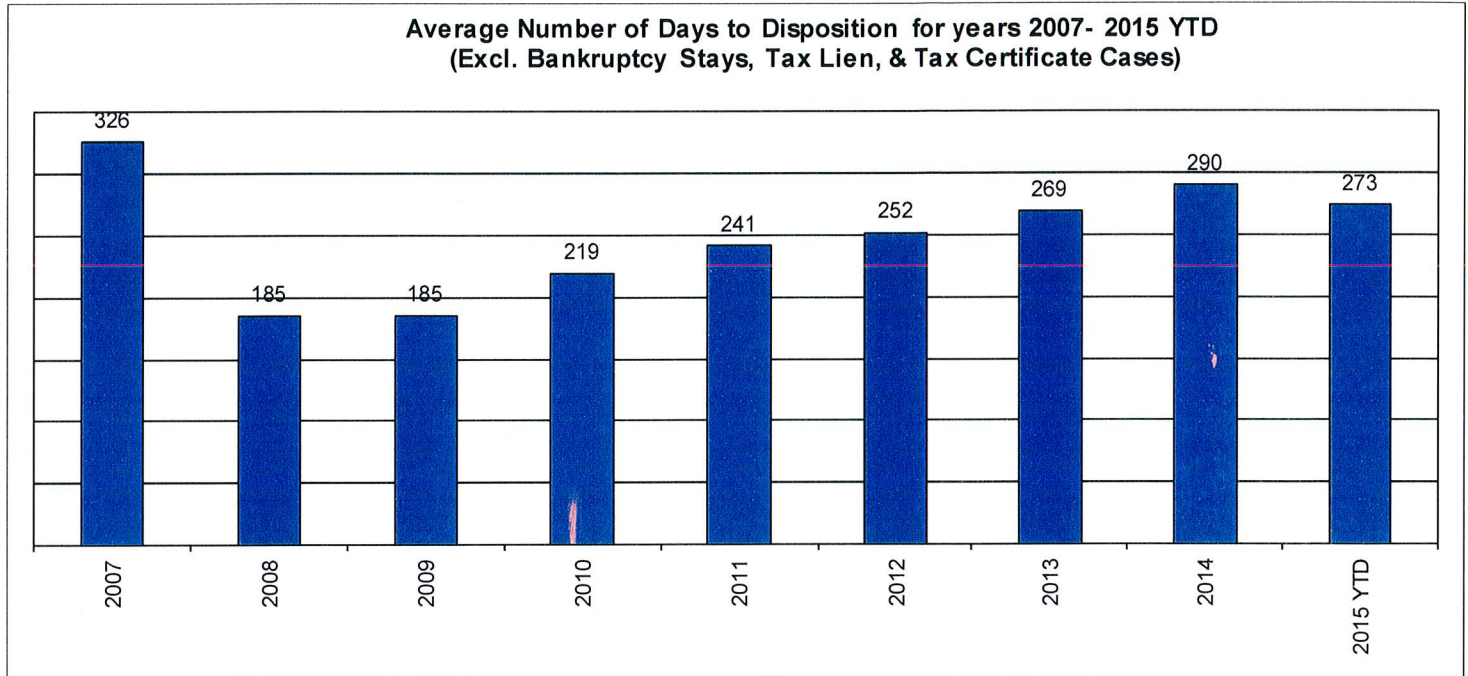


	Referrals & Reinstates	Dispositions	Clearance Rate
Jan	532	668	126%
Feb	483	598	124%
Mar	981	628	64%
Apr	790	649	82%
May	397	583	147%
Jun	488	543	111%
Jul	456	642	141%
Aug	453	678	150%
Sep	466	610	131%
Oct	589	618	105%
Nov			
Dec			
Avg	564	622	110%
Total	5635	6217	

# CUYAHOGA COUNTY COMMON PLEAS COURT

## **Avg. Number of Days to Disp. (Excl. Bank. Stays & Tax Lien & Tax Cert.)**

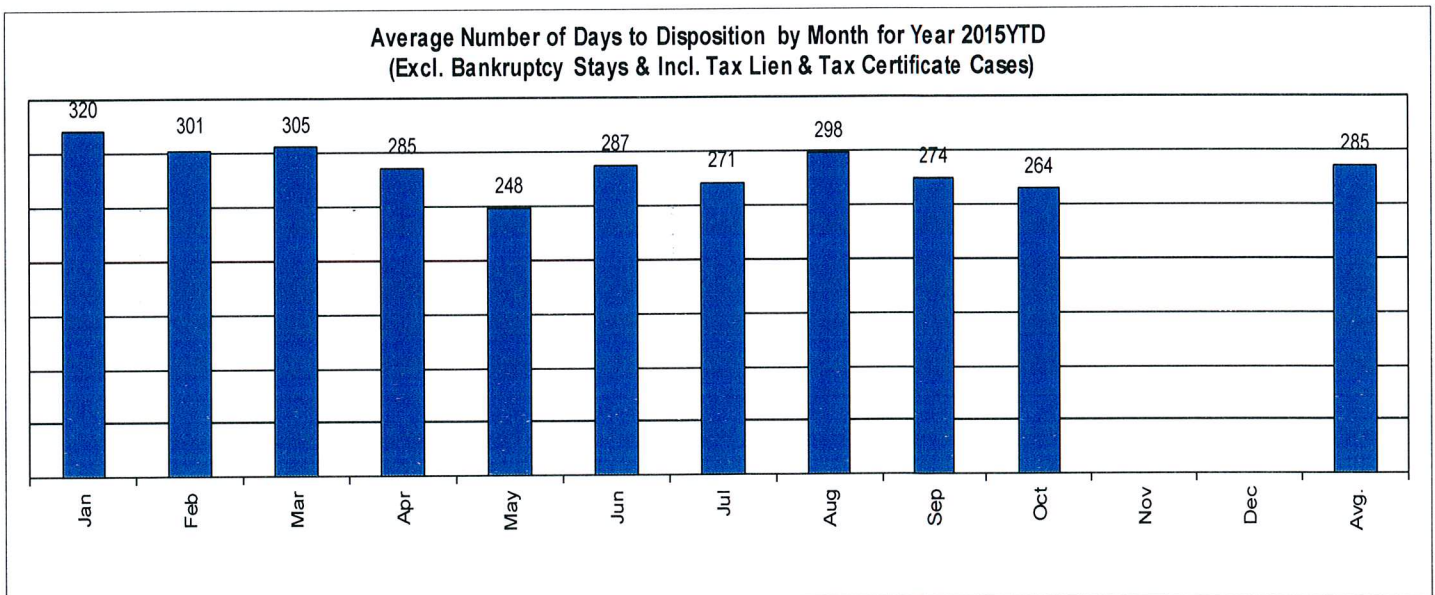
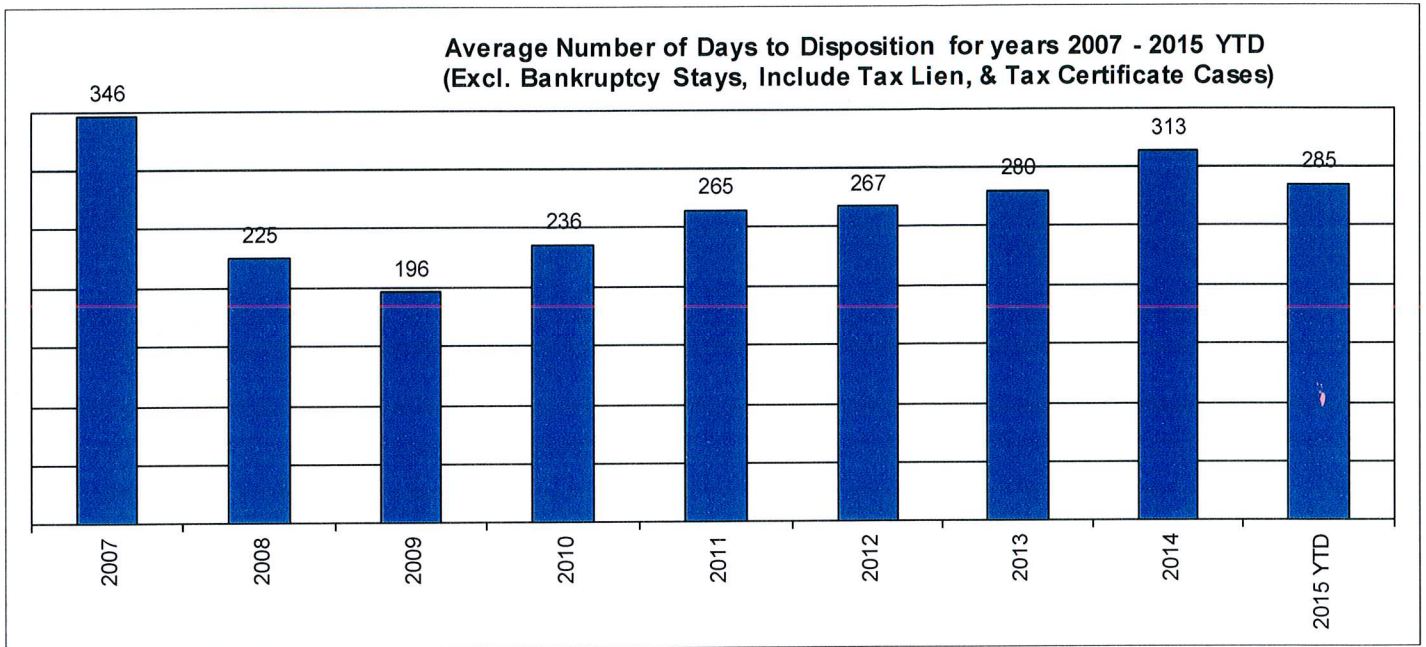
The average number of days to disposition is the number of days from filing to a final disposition entry being filed with the Clerk of Court. The data sample is based on all judicial foreclosure cases terminated by decree or dismissal (cases terminated by bankruptcy are not included) in a month. Each case is examined to determine the number of days between filing and termination with the periods that a case may have been in bankruptcy subtracted. Adding the total days of all of the cases minus bankruptcy periods and dividing by the total number of cases calculates the average. In the following chart, tax judicial foreclosure cases are excluded.



# CUYAHOGA COUNTY COMMON PLEAS COURT

## **Avg. Number of Days to Disp. (Excl. Bank. Stays & Incl. Tax Lien & Tax Cert.)**

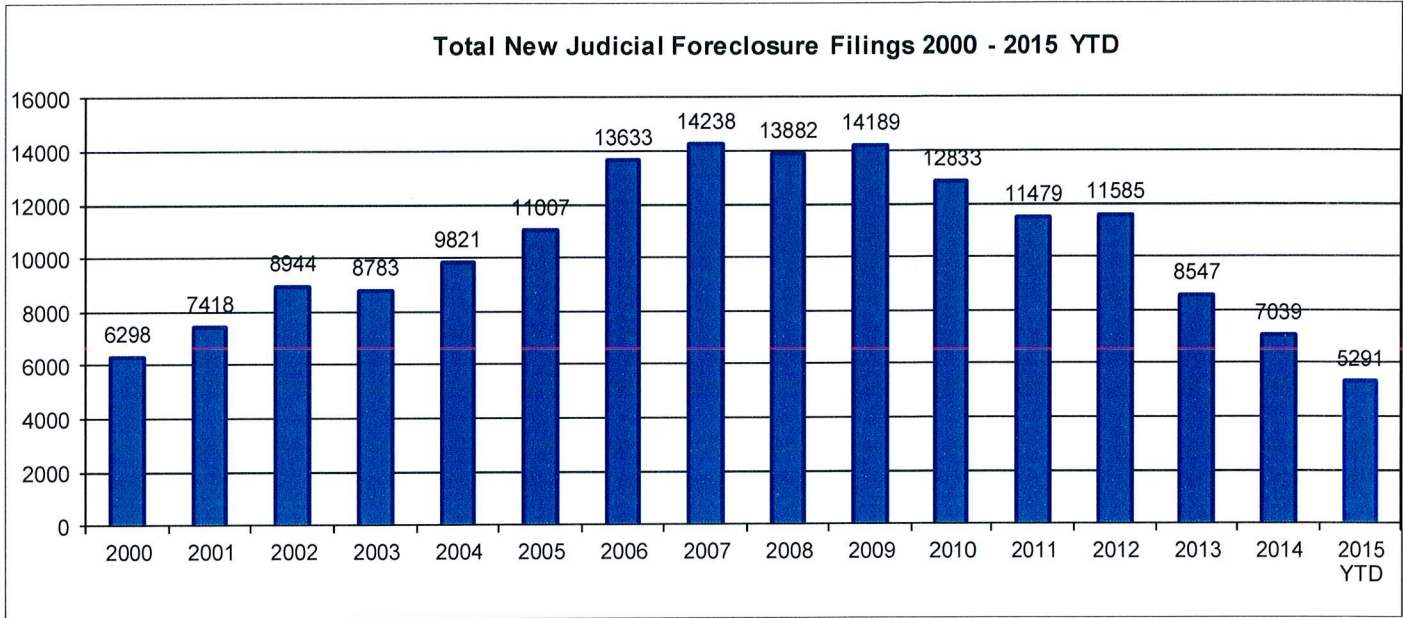
The average number of days to disposition is the number of days from filing to a final disposition entry being filed with the Clerk of Court. The data sample is based on all Judicial Foreclosure cases terminated by decree or dismissal (cases terminated by bankruptcy are not included) in a month. Each case is examined to determine the number of days between filing and termination with the periods that a case may have been in bankruptcy subtracted. Adding the total days of all of the cases minus bankruptcy periods and dividing by the total number of cases calculates the average. In the following chart, all types of Judicial Foreclosure cases are included.



## **Total New Judicial Foreclosure Filings**

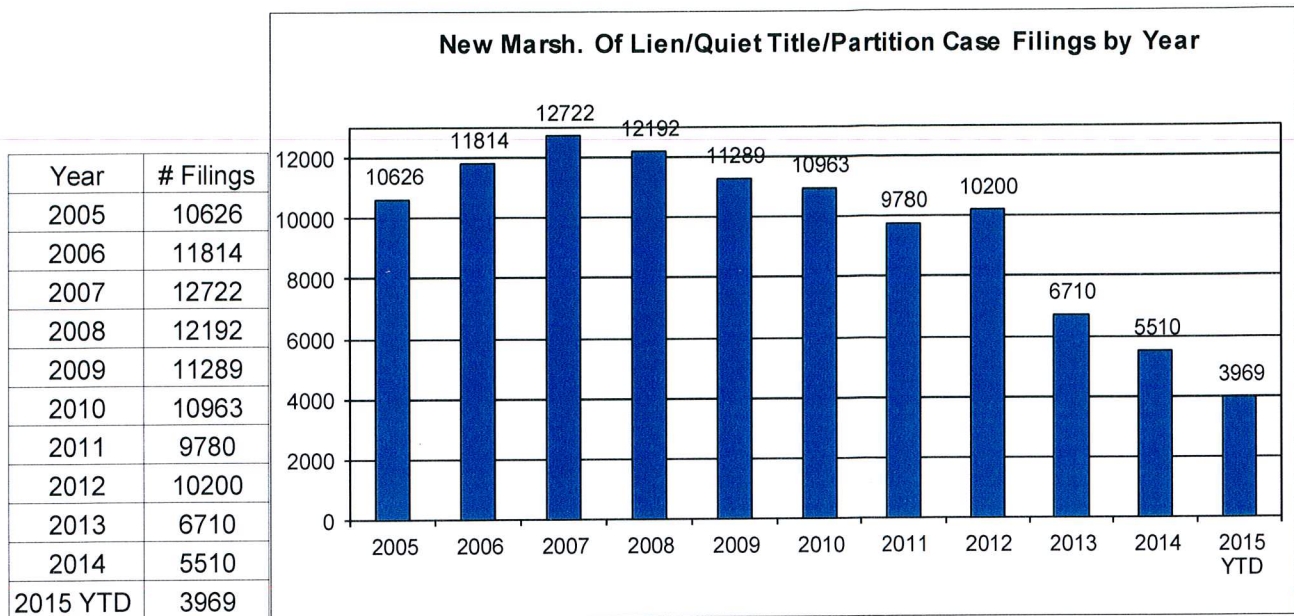
The following charts are provided as a historical view of new judicial foreclosure filings.

1. Total New Judicial Foreclosure Filings from 2000 – 2015 by year
2. Total New Marsh of Lien/Quiet Title/Partition Filings from 2005 – 2015 by month
3. Total New Tax Lien & Tax Certificate Filings for 2005 – 2015 by month
4. Total New Judicial Foreclosure Filings from 2005 – 2015 by month

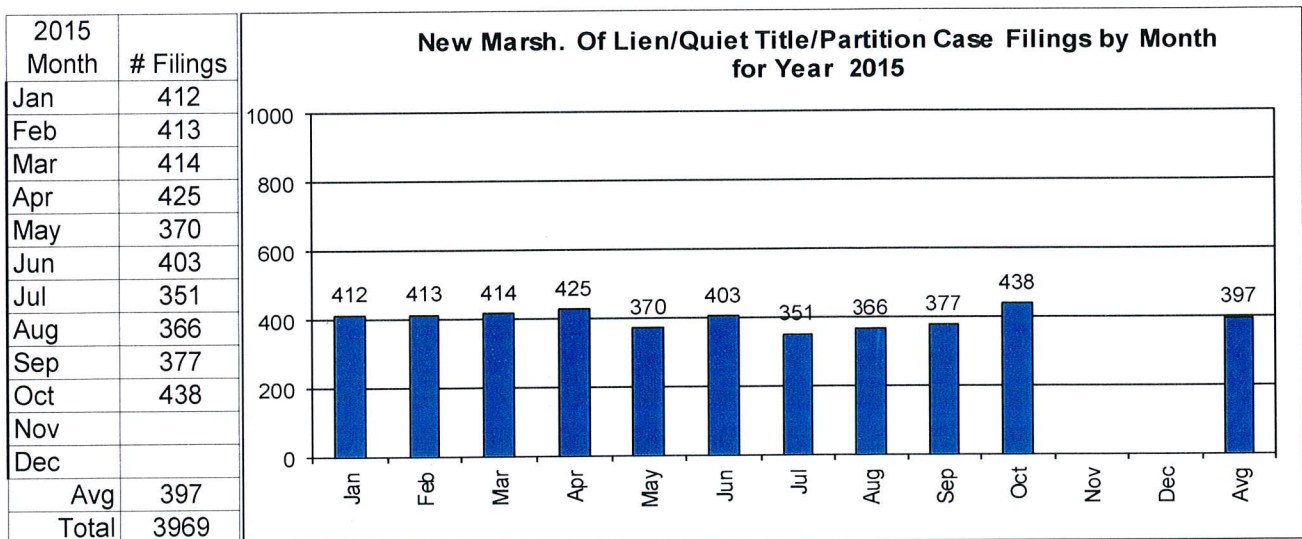


# CUYAHOGA COUNTY COMMON PLEAS COURT

## New Marsh of Lien/Quiet Title/Partition Case Filings for Years 2005 – 2015 YTD



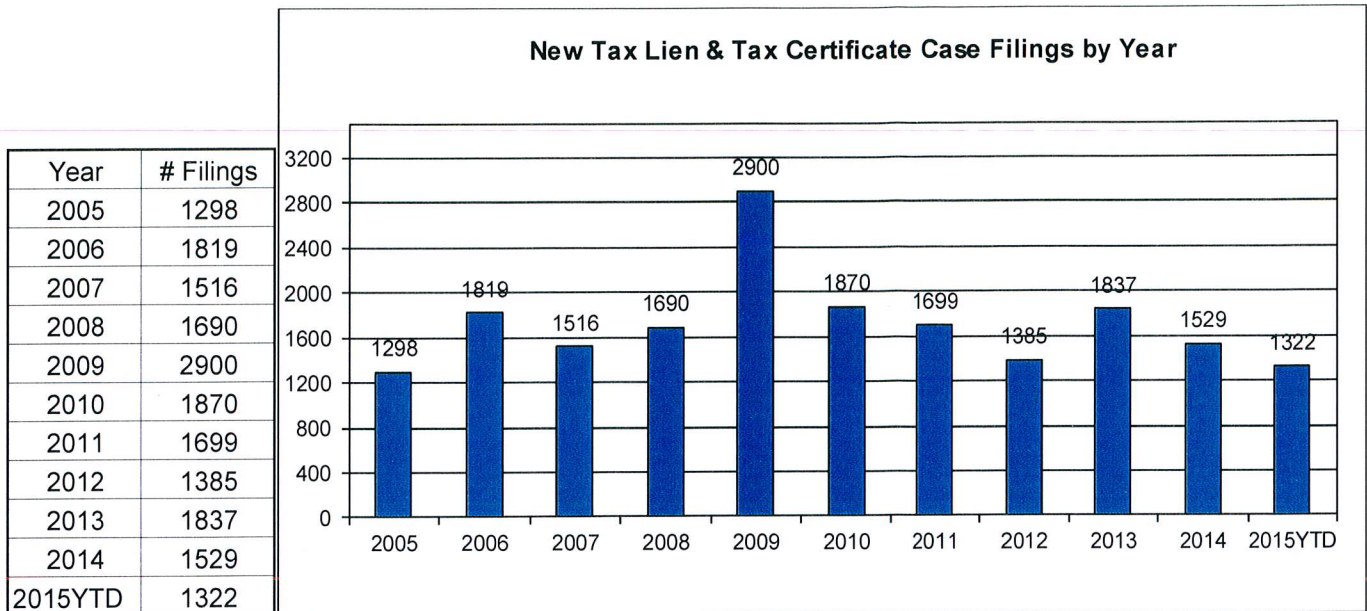
## New Marsh of Lien/Quiet Title/Partition Case Filings by month for 2015 YTD



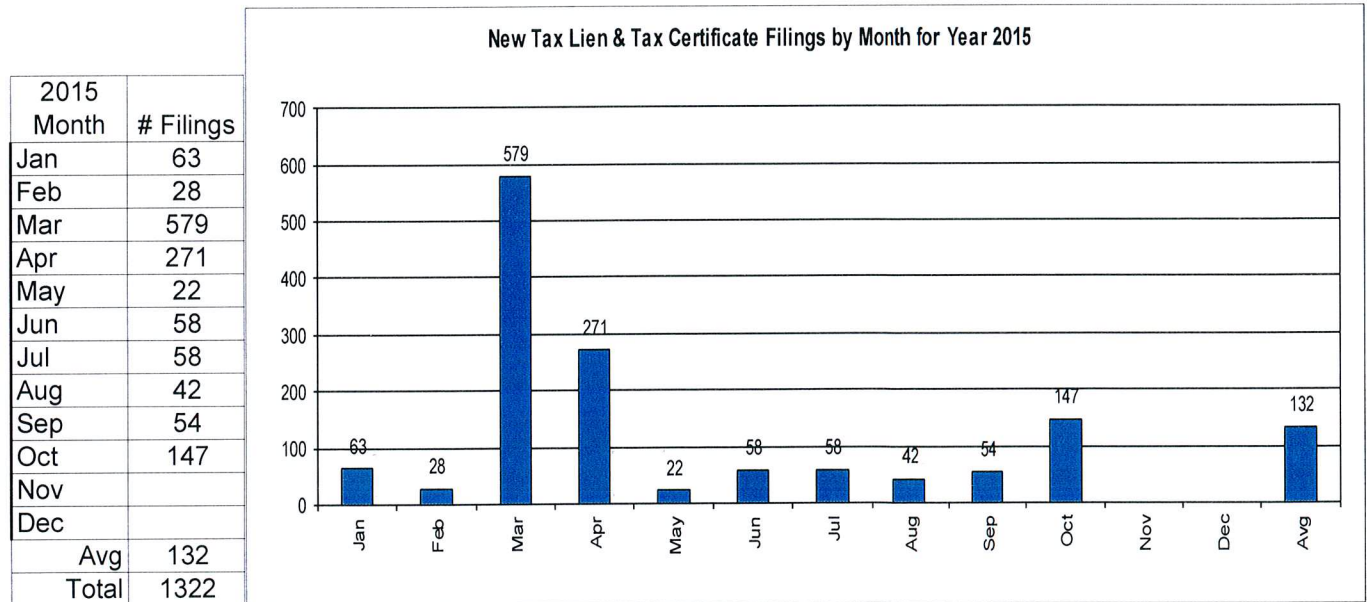


# CUYAHOGA COUNTY COMMON PLEAS COURT

## New Tax Lien & Certificate Filings for Years 2005 – 2015 YTD



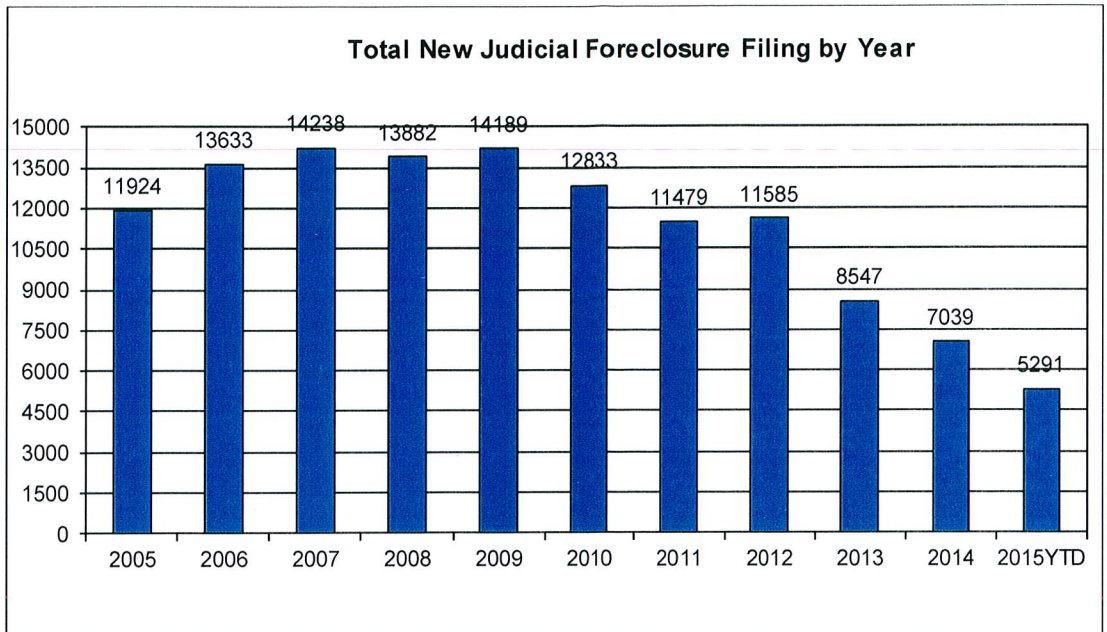
## New Tax Lien & Certificate Filings by Month for Year 2015 YTD



# CUYAHOGA COUNTY COMMON PLEAS COURT

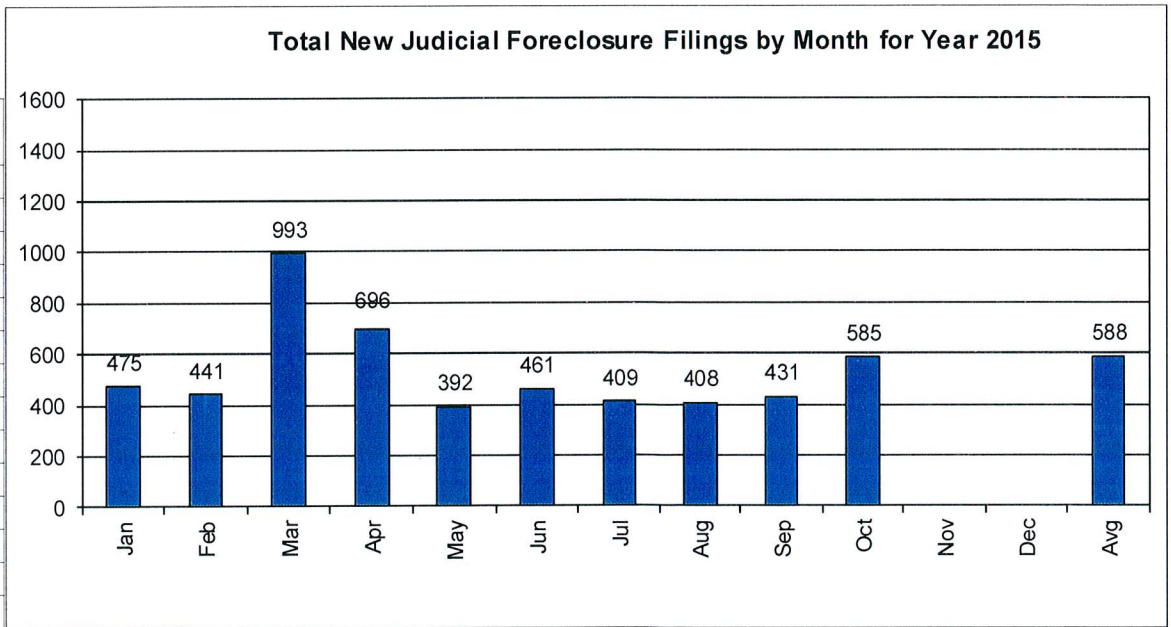
## Total New Judicial Foreclosure Filings Years 2005 – 2015 YTD

Year	# Filings
2005	11924
2006	13633
2007	14238
2008	13882
2009	14189
2010	12833
2011	11479
2012	11585
2013	8547
2014	7039
2015 YTD	5291



## Total New Judicial Foreclosure Filings by Month for Year 2015 YTD

2015 Month	# Filings
Jan	475
Feb	441
Mar	993
Apr	696
May	392
Jun	461
Jul	409
Aug	408
Sep	431
Oct	585
Nov	
Dec	
Avg	588
Total	5291



## ***Magistrate's Monthly Reports***

The Magistrates' Monthly Report consists of 5 reports. Below is a description of each.

### **Magistrate's Monthly Supplemental Journal Entry Report (R415)**

Retrieves total number of supplemental entries and Decrees of Confirmation of Sheriff's sale created during a specific period. A supplemental entry is any journal created by a magistrate, which does not close out a case. For example, any magistrate's order (MG) setting a hearing, any journal entry (JE) ruling on a motion, journals confirming Sheriff's sales, etc.).

### **Magistrate's Full Disposition Count by Magistrate Report (R413)**

Retrieves total number of cases disposed of during a specific period. The dispositions are grouped by Magistrate and then broken down by the type of disposition (i. e. Default, Dismissed with Prejudice, Dismissed without Prejudice, etc.) This report can be printed three different ways. Including tax cases (Full Dispositions), excluding tax cases (Non-Tax Dispositions), and Tax cases only (Tax Dispositions).

### **Magistrate's Monthly Cases Referred/Reinstated Report (R418)**

Retrieves newly filed cases referred to the Magistrates Dept. and cases previously disposed by the Magistrates Dept. that are reinstated and re-referred to the magistrates. The cases are separated by Tax (filing code 1465; Tax Judicial Foreclosure & 1466; Tax Certificate Judicial Foreclosure) and Non-Tax (1460; Judicial Foreclosure Marsh. Of Lien, 1480; Partition, 1470; Quiet Title, misc. (i. e. 1391; Contract Other, etc.).

### **Magistrate's Monthly Hearing Totals Report (R3146)**

Retrieves total number of hearings held during one month. The hearings are grouped by Magistrate and then broken down by what type hearing was held (i. e. Default, Pretrial, etc.).

### **Magistrate's Monthly Case Load Report (R3147)**

Retrieves individual caseload totals for individual magistrates during a specific period. The cases are grouped by magistrate and then broken down by case type (i. e. tax judicial foreclosure, tax certificate judicial foreclosure and non-tax judicial foreclosure).

CUYAHOGA COUNTY COURT OF COMMON PLEAS

DATE: 11/10/2015  
TIME: 9:17 AM

OFFICE OF THE MAGISTRATES  
MAGISTRATE'S MONTHLY SUPPLEMENTALS BY CASE  
REPORTING PERIOD: OCTOBER 2015

PAGE: 1  
CMSR415D

---

**SUPPLEMENTALS**

AUGUSTYN	157
BAKER	250
BUCHA	235
DYKE	243
GAUNTNER	0
GONZALEZ	287
HIPPLEY	179
JACKSON A	197
JACKSON J	273
KLEIN	225
LUCAS	260
OLSZTYN	300
VOZAR	219
WEISS	319
UNACCOUNTED FOR	0

---

**TOTAL** 3144

**CONFIRMATIONS**

**TOTAL** 14

**CUYAHOGA COUNTY COURT OF COMMON PLEAS**

OFFICE OF THE MAGISTRATES

**Full Disposition Count by Magistrate**

REPORTING PERIOD: FROM 10/01/2015 TO 10/31/2015

DATE: 11/10/2015

TIME: 9:18 AM

PAGE: 1

CMSR413

MagID	Dispose Type	Tax Cert.	Tax Treas.	Total
KCA	Bank	0	0	4
	Def	2	0	15
	Dism	0	0	9
	Ref. Vacate	0	0	0
	Court Trial	0	0	0
	Other	0	2	5
	<b><u>MAG'S TOTAL</u></b>		<b>2</b>	<b>2</b>

Decrees	424
Defaults	312
Other	112
Court Trial	0
Dismissals	159
Bankruptcy	35
Ref. Vacated	0
<b>Grand Total</b>	<b>618</b>

GDB	Bank	0	0	3
	Def	11	0	56
	Dism	1	4	15
	Ref. Vacate	0	0	0
	Court Trial	0	0	0
	Other	4	2	17
	<b><u>MAG'S TOTAL</u></b>		<b>16</b>	<b>6</b>

SMB	Bank	0	0	2
	Def	5	0	18
	Dism	0	0	10
	Ref. Vacate	0	0	0
	Court Trial	0	0	0
	Other	1	2	5
	<b><u>MAG'S TOTAL</u></b>		<b>6</b>	<b>2</b>

JTD	Bank	0	0	2
	Def	4	0	17
	Dism	0	0	22
	Ref. Vacate	0	0	0
	Court Trial	0	0	0
	Other	0	0	2
	<b><u>MAG'S TOTAL</u></b>		<b>4</b>	<b>0</b>

TG	Bank	1	0	2
	Def	5	0	18
	Dism	0	1	13
	Ref. Vacate	0	0	0
	Court Trial	0	0	0
	Other	2	2	9
	<b><u>MAG'S TOTAL</u></b>		<b>8</b>	<b>3</b>

KH	Bank	1	0	4
	Def	12	1	36
	Dism	0	2	11
	Ref. Vacate	0	0	0
	Court Trial	0	0	0
	Other	2	0	10
	<b><u>MAG'S TOTAL</u></b>		<b>15</b>	<b>3</b>

ARJ	Bank	0	0	3
	Def	5	0	17
	Dism	1	0	13
	Ref. Vacate	0	0	0
	Court Trial	0	0	0
	Other	0	2	7
	<b><u>MAG'S TOTAL</u></b>		<b>6</b>	<b>2</b>

JLJ	Bank	0	0	1
	Def	4	0	19
	Dism	0	0	10

**CUYAHOGA COUNTY COURT OF COMMON PLEAS**

OFFICE OF THE MAGISTRATES

**Full Disposition Count by Magistrate**

REPORTING PERIOD: FROM 10/01/2015 TO 10/31/2015

DATE: 11/10/2015

TIME: 9:18 AM

PAGE: 2

CMSR413

MagID	Dispose Type	Tax Cert.	Tax Treas.	Total
	Ref. Vacate	0	0	0
	Court Trial	0	0	0
	Other	1	2	10
	<b><u>MAG'S TOTAL</u></b>	<b>5</b>	<b>2</b>	<b>40</b>
<hr/>				
MK	Bank	0	1	3
	Def	6	0	23
	Dism	0	1	6
	Ref. Vacate	0	0	0
	Court Trial	0	0	0
	Other	0	2	6
	<b><u>MAG'S TOTAL</u></b>	<b>6</b>	<b>4</b>	<b>38</b>
<hr/>				
PL	Bank	0	1	3
	Def	6	0	21
	Dism	1	1	10
	Ref. Vacate	0	0	0
	Court Trial	0	0	0
	Other	1	5	8
	<b><u>MAG'S TOTAL</u></b>	<b>8</b>	<b>7</b>	<b>42</b>
<hr/>				
CEO	Bank	0	0	3
	Def	7	0	27
	Dism	1	1	20
	Ref. Vacate	0	0	0
	Court Trial	0	0	0
	Other	2	1	10
	<b><u>MAG'S TOTAL</u></b>	<b>10</b>	<b>2</b>	<b>60</b>
<hr/>				
TJV	Bank	0	0	3
	Def	5	0	20
	Dism	0	0	7
	Ref. Vacate	0	0	0
	Court Trial	0	0	0
	Other	0	6	8
	<b><u>MAG'S TOTAL</u></b>	<b>5</b>	<b>6</b>	<b>38</b>
<hr/>				
CW	Bank	0	0	2
	Def	7	0	25
	Dism	6	0	13
	Ref. Vacate	0	0	0
	Court Trial	0	0	0
	Other	1	2	15
	<b><u>MAG'S TOTAL</u></b>	<b>14</b>	<b>2</b>	<b>55</b>

**CUYAHOGA COUNTY COURT OF COMMON PLEAS**

DATE: 11/10/2015  
 TIME: 09:19 AM

OFFICE OF THE MAGISTRATES  
 MAGISTRATE'S MONTHLY REF/REIN CASES  
 FROM 10/01/2015 TO 10/31/2015

CMSR418

MAGISTRATE	NEW REFERRALS				REINSTATED			
	Tax Treas.	Tax Cert.	Non-Tax	Total	Tax Treas.	Tax Cert.	Non-Tax	Total
<u>AUGUSTYN/KEVIN/C</u>	4	0	15	19	0	1	4	5
<u>BAKER/GAIL/D</u>	8	4	29	41	0	0	4	4
<u>BUCHA/STEPHEN/M</u>	4	0	20	24	0	0	0	0
<u>DYKE/JOHN/T</u>	2	4	40	46	0	0	2	2
<u>GONZALEZ/TRACEY/</u>	11	3	31	45	0	0	2	2
<u>HIPPLEY/KEVIN/</u>	9	1	35	45	0	0	0	0
<u>JACKSON A/AMY/R</u>	12	2	36	50	0	0	4	4
<u>JACKSON J/JIM/L</u>	9	4	35	48	0	2	4	6
<u>KLEIN/MONICA/</u>	8	3	37	48	0	0	3	3
<u>LUCAS/PAUL/</u>	12	2	34	48	0	0	0	0
<u>OLSZTYN/CHRISTOPHER/E</u>	8	2	44	54	0	1	3	4
<u>VOZAR/THOMAS/J</u>	8	0	33	41	0	0	1	1
<u>WEISS/CAROL/</u>	4	2	42	48	0	0	1	1
<b><u>TOTAL</u></b>	99	27	431	557	0	4	28	32
<b><u>COMBINED TOTAL</u></b>	589							

**CUYAHOGA COUNTY COURT OF COMMON PLEAS**

DATE: 11/10/2015  
 TIME: 09:19 AM

**OFFICE OF THE MAGISTRATES  
 MAG MONTHLY HEARING TOTALS  
 Reporting Period: October 2015**

PAGE: 1  
 CMSR3146

Monthly Hearing Total      572

AUGUSTYN  
 Default Hearings      20  
 Tax Hearings          3  
 Pretrials              11

TOTAL:                      34

BAKER  
 Default Hearings      24  
 Tax Hearings          3  
 Pretrials              15

TOTAL:                      42

BUCHA  
 Default Hearings      14  
 Tax Hearings          7  
 Pretrials              27

TOTAL:                      48

DYKE  
 Default Hearings      8  
 Tax Hearings          2  
 Pretrials              14

TOTAL:                      24

GONZALEZ  
 Default Hearings      33  
 Tax Hearings          8  
 Pretrials              10

TOTAL:                      51

HIPPLEY  
 Default Hearings      30  
 Tax Hearings          3  
 Pretrials              10

TOTAL:                      43

JACKSON A  
 Default Hearings      22  
 Tax Hearings          4  
 Pretrials              22

TOTAL:                      48

JACKSON J  
 Default Hearings      50  
 Tax Hearings          1  
 Pretrials              8

TOTAL:                      59

KLEIN  
 Default Hearings      25  
 Tax Hearings          6  
 Pretrials              18

TOTAL:                      49

LUCAS  
 Default Hearings      25  
 Tax Hearings          3  
 Pretrials              18



CUYAHOGA COUNTY COURT OF COMMON PLEAS

OFFICE OF THE MAGISTRATES

MAG MONTHLY HEARING TOTALS

Reporting Period: October 2015

DATE: 11/10/2015  
TIME: 09:19 AM

PAGE: 2  
CMSR3146

---

TOTAL: 46

OLSZTYN

Default Hearings 24

Tax Hearings 3

Pretrials 10

---

TOTAL: 37

VOZAR

Default Hearings 26

Tax Hearings 2

Pretrials 17

---

TOTAL: 45

WEISS

Default Hearings 25

Tax Hearings 7

Pretrials 14

---

TOTAL: 46

Magistrate Name	Non Tax Total	Tax Cert.	Tax Treas.	Total Tax	Total Cases
AUGUSTYN	110	19	18	37	147
BAKER	238	49	24	73	311
BUCHA	116	21	20	41	157
DYKE	187	36	19	55	242
GONZALEZ	230	43	41	84	314
HIPPLEY	304	59	25	84	388
JACKSON A	243	53	37	90	333
JACKSON J	291	53	30	83	374
KLEIN	222	39	34	73	295
LUCAS	249	82	78	160	409
OLSZTYN	190	34	25	59	249
VOZAR	316	57	28	85	401
WEISS	261	62	46	108	369
<b>Non Tax Total:</b>	<b>2957</b>	<b>Cert.Tax Total: 607</b>	<b>Tax Treas. Total: 425</b>	<b>Total Tax: 1032</b>	<b>Total Cases: 3989</b>

***Report CMSR1062 - Judicial Foreclosure Statistics by Judge***

Report CMSR1062 provides a list of judicial foreclosure case activity for each Judge. The report identifies how many cases were pending at the beginning of the period. The new cases filed and cases that were transferred in or reactivated are added to the number pending at the beginning of the period. It then shows the type and number of terminations for the period. The total terminations are subtracted from the total pending which provides the pending at the end of the period.

**CUYAHOGA COUNTY COURT OF COMMON PLEAS**

DATE: 11/10/2015  
TIME: 09:14 AM

**Foreclosure Statistics by Judge**  
Reporting Period: October 2015

PAGE: 1  
CMSR1062

**Judge**

<b>AMBROSE, DICK</b>							
Pending at Beg of Period			New Cases Filed		Cases Transferred In / Reactivated		Total
	99		24		7		130
Terminations							
	Bankruptcy	Default	RefVacated	Court Trial	Dismiss	Other	Total
	0	13	0	0	10	9	32
Total Pending at End of Period							98

<b>ASTRAB, MICHAEL</b>							
Pending at Beg of Period			New Cases Filed		Cases Transferred In / Reactivated		Total
	131		12		7		150
Terminations							
	Bankruptcy	Default	RefVacated	Court Trial	Dismiss	Other	Total
	0	6	0	0	5	4	15
Total Pending at End of Period							135

<b>BARKER, PAMELA A</b>							
Pending at Beg of Period			New Cases Filed		Cases Transferred In / Reactivated		Total
	152		20		2		174
Terminations							
	Bankruptcy	Default	RefVacated	Court Trial	Dismiss	Other	Total
	2	10	0	0	5	0	17
Total Pending at End of Period							157

<b>BURNSIDE, JANET R</b>							
Pending at Beg of Period			New Cases Filed		Cases Transferred In / Reactivated		Total
	120		19		6		145
Terminations							
	Bankruptcy	Default	RefVacated	Court Trial	Dismiss	Other	Total
	0	5	0	0	4	3	12
Total Pending at End of Period							133

<b>CALABRESE, DEENA R</b>							
Pending at Beg of Period			New Cases Filed		Cases Transferred In / Reactivated		Total
	115		16		3		134
Terminations							
	Bankruptcy	Default	RefVacated	Court Trial	Dismiss	Other	Total
	1	6	0	0	3	8	18
Total Pending at End of Period							116

<b>CLANCY, MAUREEN</b>							
Pending at Beg of Period			New Cases Filed		Cases Transferred In / Reactivated		Total
	117		20		1		138
Terminations							
	Bankruptcy	Default	RefVacated	Court Trial	Dismiss	Other	Total
	0	6	0	0	4	8	18
Total Pending at End of Period							120

<b>COLLIER-WILLIAMS, CASSANDRA</b>							
Pending at Beg of Period			New Cases Filed		Cases Transferred In / Reactivated		Total
	129		16		4		149
Terminations							
	Bankruptcy	Default	RefVacated	Court Trial	Dismiss	Other	Total
	1	5	0	0	3	6	15
Total Pending at End of Period							134

**CORRIGAN, BRIAN J**

**CUYAHOGA COUNTY COURT OF COMMON PLEAS**

DATE: 11/10/2015  
TIME: 09:14 AM

**Foreclosure Statistics by Judge**  
Reporting Period: October 2015

PAGE: 2  
CMSR1062

**Judge**

Pending at Beg of Period		New Cases Filed		Cases Transferred In / Reactivated			Total
118		16		7			141
Terminations							
Bankruptcy	0	Default	6	RefVacated	0	Court Trial	0
						Dismiss	5
						Other	11
							Total
							22
Total Pending at End of Period							119
<hr/>							
<b>CORRIGAN, PETER J</b>							
Pending at Beg of Period		New Cases Filed		Cases Transferred In / Reactivated			Total
102		15		2			119
Terminations							
Bankruptcy	0	Default	7	RefVacated	0	Court Trial	0
						Dismiss	8
						Other	2
							Total
							17
Total Pending at End of Period							102
<hr/>							
<b>DONNELLY, MICHAEL P</b>							
Pending at Beg of Period		New Cases Filed		Cases Transferred In / Reactivated			Total
162		20		2			184
Terminations							
Bankruptcy	2	Default	26	RefVacated	0	Court Trial	0
						Dismiss	6
						Other	5
							Total
							39
Total Pending at End of Period							145
<hr/>							
<b>FRIEDLAND, CAROLYN B</b>							
Pending at Beg of Period		New Cases Filed		Cases Transferred In / Reactivated			Total
122		18		6			146
Terminations							
Bankruptcy	3	Default	10	RefVacated	0	Court Trial	0
						Dismiss	3
						Other	5
							Total
							21
Total Pending at End of Period							125
<hr/>							
<b>FRIEDMAN, STUART A</b>							
Pending at Beg of Period		New Cases Filed		Cases Transferred In / Reactivated			Total
157		15		5			177
Terminations							
Bankruptcy	1	Default	14	RefVacated	0	Court Trial	0
						Dismiss	1
						Other	8
							Total
							24
Total Pending at End of Period							153
<hr/>							
<b>FUERST, NANCY A</b>							
Pending at Beg of Period		New Cases Filed		Cases Transferred In / Reactivated			Total
130		21		2			153
Terminations							
Bankruptcy	1	Default	4	RefVacated	0	Court Trial	0
						Dismiss	1
						Other	4
							Total
							10
Total Pending at End of Period							143
<hr/>							
<b>GALL, STEVEN E</b>							
Pending at Beg of Period		New Cases Filed		Cases Transferred In / Reactivated			Total
128		24		5			157
Terminations							
Bankruptcy	0	Default	6	RefVacated	0	Court Trial	0
						Dismiss	3
						Other	8
							Total
							17
Total Pending at End of Period							140
<hr/>							
<b>GALLAGHER, HOLLIE L</b>							

**CUYAHOGA COUNTY COURT OF COMMON PLEAS**

DATE: 11/10/2015  
TIME: 09:14 AM

**Foreclosure Statistics by Judge**  
Reporting Period: October 2015

PAGE: 3  
CMSR1062

**Judge**

	Pending at Beg of Period		New Cases Filed		Cases Transferred In / Reactivated		Total
	89		19		4		112
Terminations							
	Bankruptcy	Default	RefVacated	Court Trial	Dismiss	Other	Total
	1	5	0	0	5	6	17
	Total Pending at End of Period						95

<b>GALLAGHER, SHANNON M</b>							
	Pending at Beg of Period		New Cases Filed		Cases Transferred In / Reactivated		Total
	126		19		2		147
Terminations							
	Bankruptcy	Default	RefVacated	Court Trial	Dismiss	Other	Total
	0	7	0	0	2	6	15
	Total Pending at End of Period						132

<b>GAUL, DANIEL</b>							
	Pending at Beg of Period		New Cases Filed		Cases Transferred In / Reactivated		Total
	154		16		5		175
Terminations							
	Bankruptcy	Default	RefVacated	Court Trial	Dismiss	Other	Total
	1	9	0	0	3	5	18
	Total Pending at End of Period						157

<b>JACKSON, MICHAEL E</b>							
	Pending at Beg of Period		New Cases Filed		Cases Transferred In / Reactivated		Total
	133		13		6		152
Terminations							
	Bankruptcy	Default	RefVacated	Court Trial	Dismiss	Other	Total
	2	7	0	0	6	6	21
	Total Pending at End of Period						131

<b>MATIA, DAVID T</b>							
	Pending at Beg of Period		New Cases Filed		Cases Transferred In / Reactivated		Total
	141		12		5		158
Terminations							
	Bankruptcy	Default	RefVacated	Court Trial	Dismiss	Other	Total
	1	26	0	0	5	7	39
	Total Pending at End of Period						119

<b>MCCLELLAND, ROBERT C</b>							
	Pending at Beg of Period		New Cases Filed		Cases Transferred In / Reactivated		Total
	106		8		5		119
Terminations							
	Bankruptcy	Default	RefVacated	Court Trial	Dismiss	Other	Total
	0	8	0	0	5	5	18
	Total Pending at End of Period						101

<b>MCCORMICK, TIMOTHY</b>							
	Pending at Beg of Period		New Cases Filed		Cases Transferred In / Reactivated		Total
	88		15		10		113
Terminations							
	Bankruptcy	Default	RefVacated	Court Trial	Dismiss	Other	Total
	4	10	0	0	6	6	26
	Total Pending at End of Period						87

**MCDONNELL, NANCY R**

DATE: 11/10/2015  
TIME: 09:14 AM

**Foreclosure Statistics by Judge**  
Reporting Period: October 2015

PAGE: 4  
CMSR1062

**Judge**

Pending at Beg of Period		New Cases Filed		Cases Transferred In / Reactivated			Total
153		17		2			172
Terminations	Bankruptcy	Default	RefVacated	Court Trial	Dismiss	Other	Total
	1	14	0	0	7	9	31
Total Pending at End of Period							141
Pending at Beg of Period		New Cases Filed		Cases Transferred In / Reactivated			Total
128		22		6			156
Terminations	Bankruptcy	Default	RefVacated	Court Trial	Dismiss	Other	Total
	2	11	0	0	6	7	26
Total Pending at End of Period							130
Pending at Beg of Period		New Cases Filed		Cases Transferred In / Reactivated			Total
138		19		4			161
Terminations	Bankruptcy	Default	RefVacated	Court Trial	Dismiss	Other	Total
	1	9	0	0	2	7	19
Total Pending at End of Period							142
Pending at Beg of Period		New Cases Filed		Cases Transferred In / Reactivated			Total
63		9		1			73
Terminations	Bankruptcy	Default	RefVacated	Court Trial	Dismiss	Other	Total
	0	4	0	0	6	4	14
Total Pending at End of Period							59
Pending at Beg of Period		New Cases Filed		Cases Transferred In / Reactivated			Total
107		19		10			136
Terminations	Bankruptcy	Default	RefVacated	Court Trial	Dismiss	Other	Total
	2	9	0	0	7	4	22
Total Pending at End of Period							114
Pending at Beg of Period		New Cases Filed		Cases Transferred In / Reactivated			Total
123		19		2			144
Terminations	Bankruptcy	Default	RefVacated	Court Trial	Dismiss	Other	Total
	2	5	0	0	2	8	17
Total Pending at End of Period							127
Pending at Beg of Period		New Cases Filed		Cases Transferred In / Reactivated			Total
90		14		1			105
Terminations	Bankruptcy	Default	RefVacated	Court Trial	Dismiss	Other	Total
	2	7	0	0	10	1	20
Total Pending at End of Period							85
SAFFOLD, SHIRLEY STRICKLAND							

**CUYAHOGA COUNTY COURT OF COMMON PLEAS**

**DATE: 11/10/2015**  
**TIME: 09:14 AM**

**Foreclosure Statistics by Judge**  
**Reporting Period: October 2015**

**PAGE: 5**  
**CMSR1062**

**Judge**

	Pending at Beg of Period		New Cases Filed		Cases Transferred In / Reactivated		Total
	133		14		8		155
Terminations	Bankruptcy	Default	RefVacated	Court Trial	Dismiss	Other	Total
	1	13	0	0	4	12	30
	Total Pending at End of Period						125
<hr/>							
SHEEHAN, BRENDAN J							
	Pending at Beg of Period		New Cases Filed		Cases Transferred In / Reactivated		Total
	112		14		2		128
Terminations	Bankruptcy	Default	RefVacated	Court Trial	Dismiss	Other	Total
	0	9	0	0	1	4	14
	Total Pending at End of Period						114
<hr/>							
SUTULA, JOHN D							
	Pending at Beg of Period		New Cases Filed		Cases Transferred In / Reactivated		Total
	137		22		2		161
Terminations	Bankruptcy	Default	RefVacated	Court Trial	Dismiss	Other	Total
	1	9	0	0	5	11	26
	Total Pending at End of Period						135
<hr/>							
SUTULA, KATHLEEN ANN							
	Pending at Beg of Period		New Cases Filed		Cases Transferred In / Reactivated		Total
	85		20		6		111
Terminations	Bankruptcy	Default	RefVacated	Court Trial	Dismiss	Other	Total
	0	4	0	0	7	5	16
	Total Pending at End of Period						95
<hr/>							
SYNENBERG, JOAN							
	Pending at Beg of Period		New Cases Filed		Cases Transferred In / Reactivated		Total
	111		18		4		133
Terminations	Bankruptcy	Default	RefVacated	Court Trial	Dismiss	Other	Total
	2	14	0	0	4	10	30
	Total Pending at End of Period						103
<hr/>							
VILLANUEVA, JOSE A							
	Pending at Beg of Period		New Cases Filed		Cases Transferred In / Reactivated		Total
	135		20		5		160
Terminations	Bankruptcy	Default	RefVacated	Court Trial	Dismiss	Other	Total
	0	7	0	0	5	7	19
	Total Pending at End of Period						141



# *Monthly Summary*

# MONTHLY SUMMARY

## October 2015

NAME	PEND	ASSIGNED			TRIALS						DISP	PENDING				+	-
		CV	CR	TOT	JURY			COURT				CV	FR	CR	TOT		
Dick Ambrose	412	61	27	88	0	0	0	0	0	0	78	226	97	99	422	-10	
Michael K. Astrab	465	58	43	101	1	0	1	0	0	0	81	221	135	129	485	-20	
Pamela A. Barker	437	53	27	80	0	0	0	0	0	0	91	197	156	73	426	+11	
Janet R. Burnside	412	57	36	93	0	0	0	1	0	1	64	226	133	82	441	-29	
Deena R. Calabrese	426	51	36	87	0	0	0	0	0	0	75	212	115	111	438	-12	
Maureen Clancy	362	54	29	83	1	1	2	1	0	1	73	174	120	78	372	-10	
Cassandra Collier-Willia	457	57	40	97	0	1	1	0	0	0	88	198	134	134	466	-9	
Brian J. Corrigan	496	58	43	101	0	0	0	0	0	0	116	261	118	102	481	+15	
Peter J. Corrigan	411	53	33	86	1	0	1	0	0	0	59	219	102	117	438	-27	
Michael P. Donnelly	424	57	25	82	1	0	1	0	0	0	94	181	145	86	412	+12	
Carolyn B. Friedland	469	59	45	104	0	0	0	0	0	0	91	227	123	132	482	-13	
Stuart A. Friedman	464	58	35	93	1	2	3	0	3	3	87	197	152	121	470	-6	
Nancy A. Fuerst	401	53	36	89	0	1	1	0	0	0	65	199	143	83	425	-24	
Steven E. Gall	428	60	44	104	0	0	0	0	0	0	79	197	140	116	453	-25	
Hollie L. Gallagher	355	54	31	85	0	1	1	0	0	0	66	203	95	76	374	-19	
Shannon M. Gallagher	419	54	4	58	0	0	0	0	0	0	64	219	128	66	413	+6	
Daniel Gaul	484	58	38	96	0	0	0	0	0	0	84	229	157	110	496	-12	
Michael E Jackson	558	55	62	117	1	2	3	0	0	0	121	232	130	192	554	+4	
Lance T Mason	402	57	37	94	1	1	2	0	0	0	94	150	140	112	402	0	
David T. Matia	427	53	44	97	0	0	0	0	1	1	102	192	119	111	422	+5	
Robert C. McClelland	486	56	53	109	0	1	1	0	2	2	80	285	101	129	515	-29	
Timothy McCormick	356	63	43	106	0	0	0	0	0	0	96	192	87	87	366	-10	
Nancy R. McDonnell	432	52	39	91	0	0	0	0	0	0	113	178	140	92	410	+22	
John P. O'Donnell	427	59	35	94	1	1	2	0	0	0	80	234	129	78	441	-14	
John J. Russo	194	28	2	30	0	0	0	0	1	1	40	110	59	15	184	+10	
Joseph D. Russo	439	65	27	92	0	0	0	0	0	0	88	214	113	116	443	-4	
Michael J. Russo	396	54	34	88	0	0	0	0	1	1	96	183	127	78	388	+8	
Nancy Margaret Russo	264	53	37	90	0	0	0	0	0	0	97	114	85	58	257	+7	
Shirley Strickland Saffold	403	60	36	96	0	1	1	0	0	0	77	197	125	100	422	-19	
Brendan J. Sheehan	327	55	32	87	0	0	0	1	0	1	64	156	114	80	350	-23	
John D. Sutula	560	53	45	98	1	0	1	0	0	0	93	278	135	152	565	-5	
Kathleen Ann Sutula	330	60	29	89	0	1	1	0	0	0	63	187	95	74	356	-26	
Joan Synenberg	374	56	39	95	0	0	0	0	0	0	85	195	102	87	384	-10	
José A. Villanueva	476	56	35	91	1	0	1	0	1	1	91	217	141	118	476	0	
<b>TOTALS</b>	14173	1890	1201	3091	10	13	23	3	9	12	2835	6900	4135	3394	14429	-256	

---

*Year to Date Summary*

# SUMMARY FOR THE COURT

## January - October 2015

NAME	PEND	ASSIGNED			TRIALS						DISP	PENDING				+	-
		CV	CR	TOT	JURY			COURT				CV	FR	CR	TOT		
Dick Ambrose	452	547	308	855	2	3	5	1	1	2	885	226	97	99	422	+ 30	
Michael K. Astrab	478	536	298	834	2	8	10	2	5	7	827	221	135	129	485	- 7	
Pamela A. Barker	487	549	275	824	3	4	7	0	2	2	885	197	156	73	426	+ 61	
Janet R. Burnside	436	526	311	837	3	3	6	3	12	15	832	226	133	82	441	- 5	
Deena R. Calabrese	473	523	318	841	2	12	14	3	2	5	876	212	115	111	438	+ 35	
Maureen Clancy	430	536	268	804	1	8	9	2	0	2	862	174	120	78	372	+ 58	
Cassandra Collier-Willia	471	542	351	893	1	2	3	0	0	0	898	198	134	134	466	+ 5	
Brian J. Corrigan	541	555	307	862	5	3	8	0	5	5	922	261	118	102	481	+ 60	
Peter J. Corrigan	432	519	259	778	2	5	7	2	3	5	772	219	102	117	438	- 6	
Michael P. Donnelly	415	537	250	787	6	12	18	0	5	5	790	181	145	86	412	+ 3	
Carolyn B. Friedland	483	540	300	840	2	4	6	0	12	12	841	227	123	132	482	+ 1	
Stuart A. Friedman	520	518	278	796	2	7	9	0	9	9	846	197	152	121	470	+ 50	
Nancy A. Fuerst	393	506	274	780	2	3	5	0	1	1	748	199	143	83	425	- 32	
Steven E. Gall	494	539	340	879	3	9	12	0	2	2	920	197	140	116	453	+ 41	
Hollie L. Gallagher	379	528	226	754	3	3	6	0	1	1	759	203	95	76	374	+ 5	
Shannon M. Gallagher	533	499	251	750	1	5	6	0	4	4	870	219	128	66	413	+ 120	
Daniel Gaul	644	543	302	845	2	8	10	1	3	4	993	229	157	110	496	+ 148	
Michael E Jackson	506	540	406	946	3	7	10	0	1	1	898	232	130	192	554	- 48	
Lance T Mason	434	542	304	846	4	1	5	0	9	9	878	150	140	112	402	+ 32	
David T. Matia	455	547	349	896	0	7	7	0	3	3	929	192	119	111	422	+ 33	
Robert C. McClelland	538	523	310	833	1	1	2	2	9	11	856	285	101	129	515	+ 23	
Timothy McCormick	414	549	332	881	2	8	10	1	1	2	929	192	87	87	366	+ 48	
Nancy R. McDonnell	423	525	307	832	5	10	15	0	1	1	845	178	140	92	410	+ 13	
John P. O'Donnell	555	514	287	801	7	11	18	5	1	6	915	234	129	78	441	+ 114	
John J. Russo	178	303	80	383	2	1	3	0	2	2	377	110	59	15	184	- 6	
Joseph D. Russo	477	536	264	800	3	1	4	2	1	3	834	214	113	116	443	+ 34	
Michael J. Russo	403	522	275	797	0	3	3	0	3	3	812	183	127	78	388	+ 15	
Nancy Margaret Russo	258	542	246	788	0	4	4	0	4	4	789	114	85	58	257	+ 1	
Shirley Strickland Saffold	462	544	322	866	2	8	10	1	0	1	906	197	125	100	422	+ 40	
Brendan J. Sheehan	320	548	254	802	2	9	11	4	7	11	772	156	114	80	350	- 30	
John D. Sutula	569	534	371	905	2	3	5	1	2	3	909	278	135	152	565	+ 4	
Kathleen Ann Sutula	347	558	270	828	1	9	10	0	0	0	819	187	95	74	356	- 9	
Joan Synenberg	398	566	377	943	0	4	4	0	1	1	957	195	102	87	384	+ 14	
José A. Villanueva	551	534	268	802	3	7	10	1	4	5	877	217	141	118	476	+ 75	
<b>TOTALS</b>	15349	17970	9938	27908	79	193	272	31	116	147	28828	6900	4135	3394	14429	+ 920	

*Corrections/Adjustments*