



***Statistics Report
March 2016***

***John J. Russo
Administrative and Presiding Judge***

TABLE OF CONTENTS

Criminal Statistics

Newly Filed, Re-Activated and Transferred in Cases _____ 4

Yearly Criminal Terminations _____ 5

Pending Criminal Cases End of Period _____ 6

Clearance Rate _____ 7

Arrest to Disposition Timeline _____ 8

Average Arrest to Disposition Timeline (Jail Cases) _____ 9

Average Arrest to Disposition Timeline (Non-Jail Cases) _____ 10

Average Arrest to Disposition Timeline (Jail and Non-Jail Cases) _____ 11

Yearly Average Arrest to Disposition Timeline _____ 12

Indictments and Informations Filed With the Clerk of Courts _____ 13

Bail Case Arraignment Activity _____ 14

Overall Arraignment Statistics _____ 15

Foreclosure Statistics

Total Pending Judicial Foreclosure Cases Referred to Magistrates _____ 17

Total Pending Tax Lien & Certificate Cases Referred to Magistrates _____ 18

Percentage of Pending Judicial Foreclosure Cases By Filing Year _____ 19

Judicial Foreclosure Clearance Rate Year 2016 _____ 20

Avg. Number of Days to Disp. (Excl. Bank. Stays & Tax Lien & Tax Cert.) _____ 21

Avg. Number of Days to Disp. (Excl. Bank. Stays & Incl. Tax Lien & Tax Cert.) _____ 22

Total New Judicial Foreclosure Filings _____ 23

New Marsh of Lien/Quiet Title/Partition Case Filings for Years 2005 – 2016 YTD _____ 24

New Marsh of Lien/Quiet Title/Partition Case Filings by month for 2016 YTD _____ 24

New Tax Lien & Certificate Filings for Years 2005 – 2016 YTD _____ 25

New Tax Lien & Certificate Filings by Month for Year 2016 YTD _____ 25

Total New Judicial Foreclosure Filings Years 2005 – 2016 YTD _____ 26

Total New Judicial Foreclosure Filings by Month for Year 2016 YTD _____ 26

Magistrate’s Monthly Reports _____ 27

Report CMSR1062 - Judicial Foreclosure Statistics by Judge _____ 35

Monthly Summary _____ 41

Year to Date Summary _____ 43

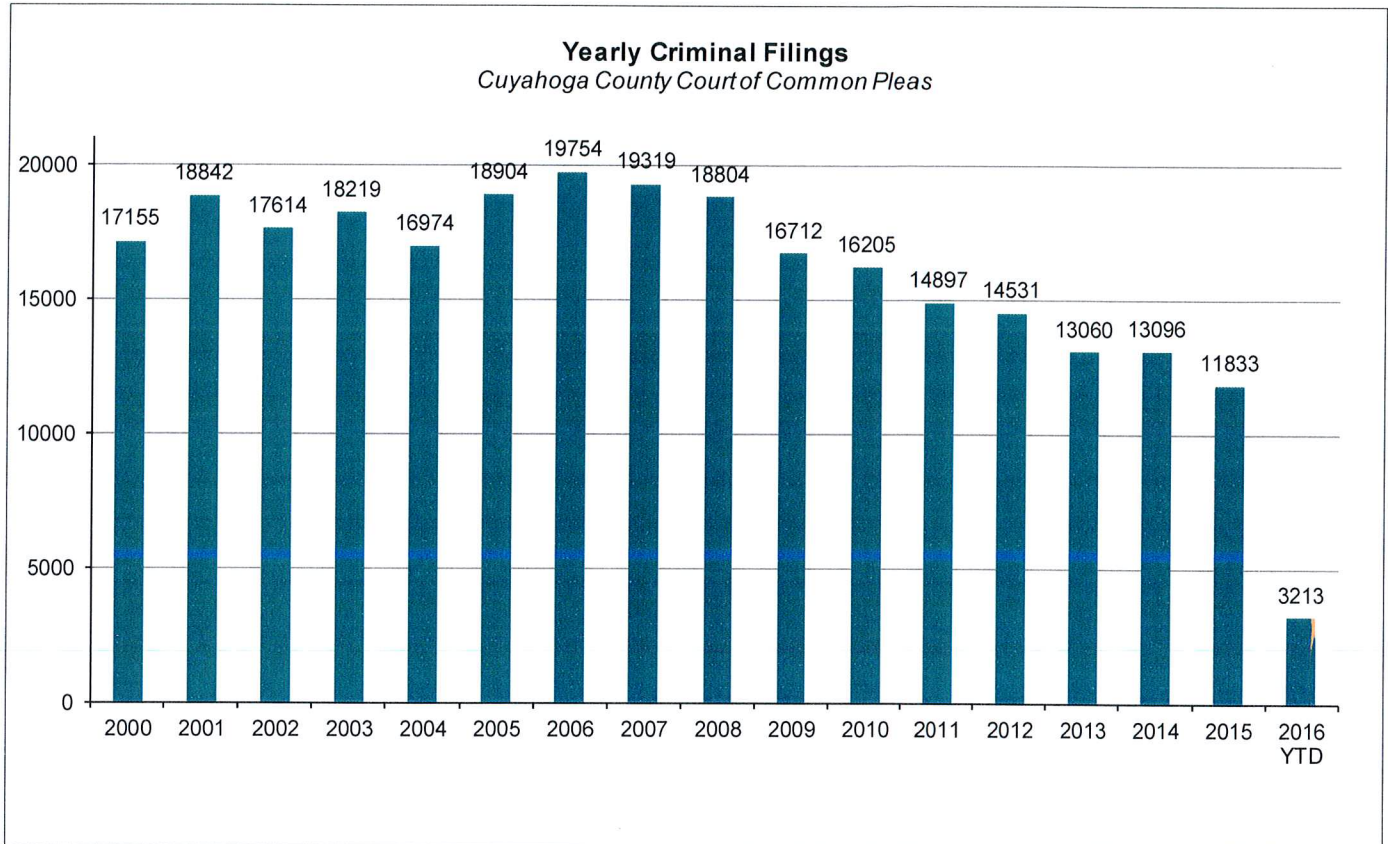
Corrections/Adjustments _____ 45

Criminal Case Statistics

CUYAHOGA COUNTY COMMON PLEAS COURT

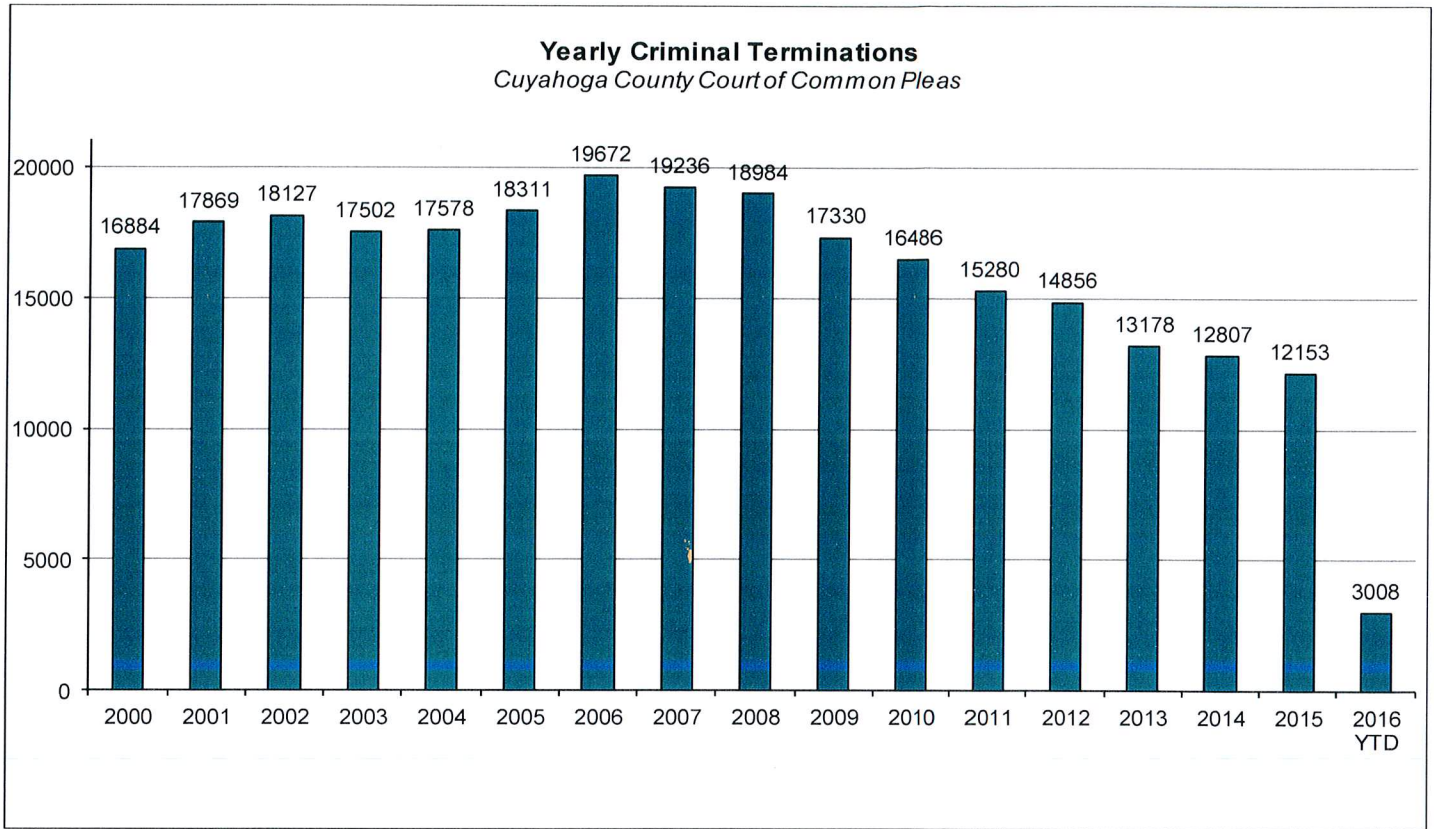
Newly Filed, Re-Activated and Transferred in Cases

The following chart is a representation of all filed cases in Cuyahoga County Court of Common Pleas from 2000 – March 2016. Newly filed cases are defined as having been arraigned and assigned to a Judge. Re-activated cases are defined as cases where a defendant was unavailable for trial and has now become ready to proceed. Transferred cases are defined as cases moved from one judge's docket to another. This could be due to re-assignment to a Mental Health Judge or after additional information indicates that by Court rule, the case should have been assigned to another Judge.



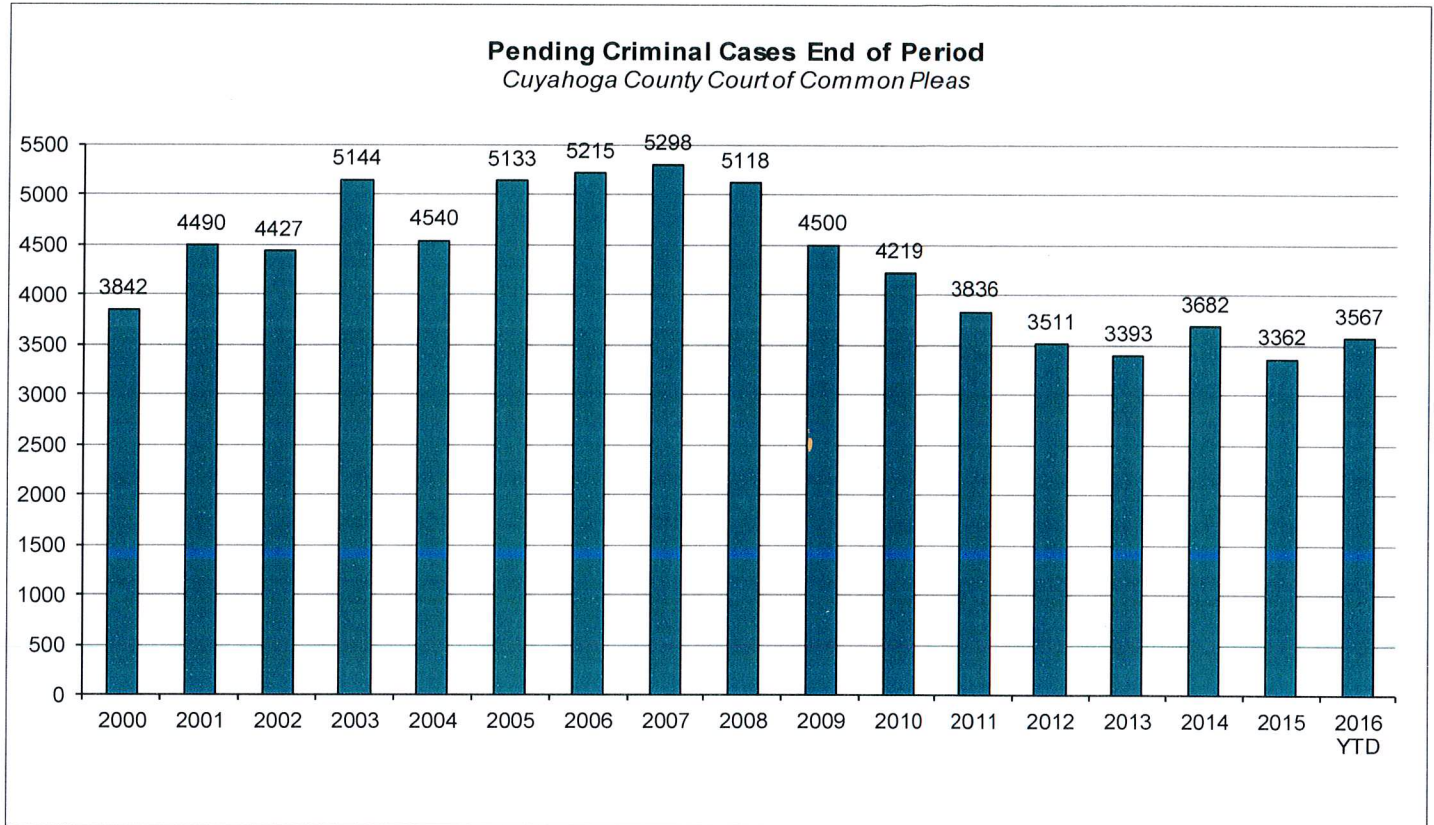
Yearly Criminal Terminations

The following chart represents cases that have been terminated by the court from 2000 – March 2016. These cases have been terminated either by trial; plea, dismissal or a defendant is unavailable for trial or sentencing.



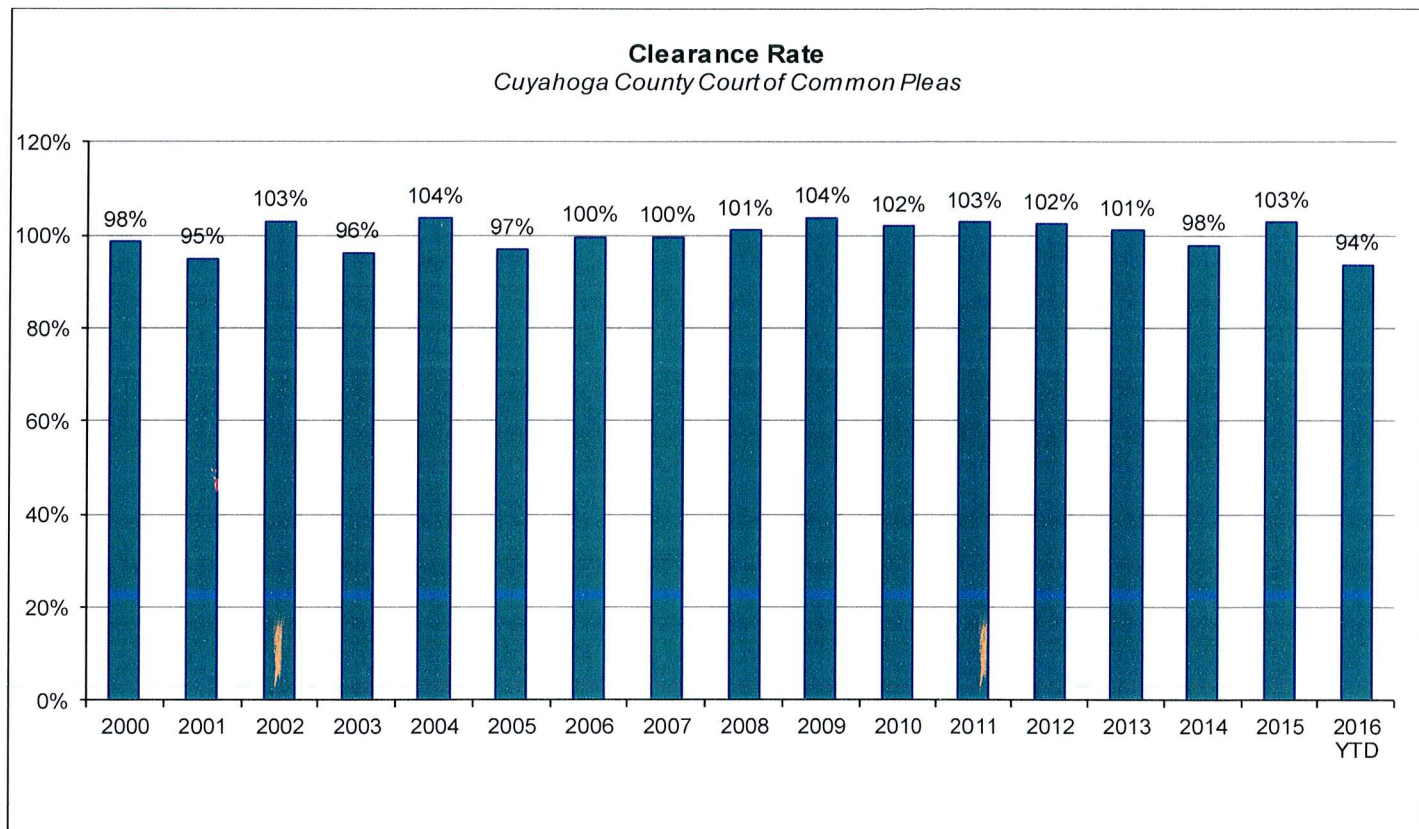
Pending Criminal Cases End of Period

The following chart represents the total number of cases pending at the end of the reporting period from 2000 – March 2016. Pending criminal cases at the end of the period is determined by adding the total number of pending cases at the beginning of the reporting period, and all newly filed, re-activated and transferred in cases. The total number of cases terminated in the period is subtracted from the sum total pending at the beginning of the period to give the value pending at the end of the period.



Clearance Rate

The Clearance Rate is the total number of outgoing cases as a percentage of the number of incoming cases. Clearance rate measures whether the court is keeping up with its incoming caseload. If cases are not disposed in a timely manner, a backlog of cases awaiting disposition will grow. A Clearance Rate of 100% indicates that at least as many cases have been filed, reopened, or reactivated in a period have been disposed.



Arrest to Disposition Timeline

Arrest to disposition timeline is a method to measure how felony cases flow through the Cuyahoga County Criminal Justice System. By capturing how long a case takes to move from stage to stage, we can examine where problems may exist and where potential improvements in case processing can be made.

The source data was extracted from the Cuyahoga County Court of Common Pleas Case Management System. The overall population of sample data was based on cases terminated in a given month excluding cases that have gone through diversion programs. A case is defined as a defendant and all charges involved in a single incident. The period for the extracted data is from March 2016.

The stages examined were:

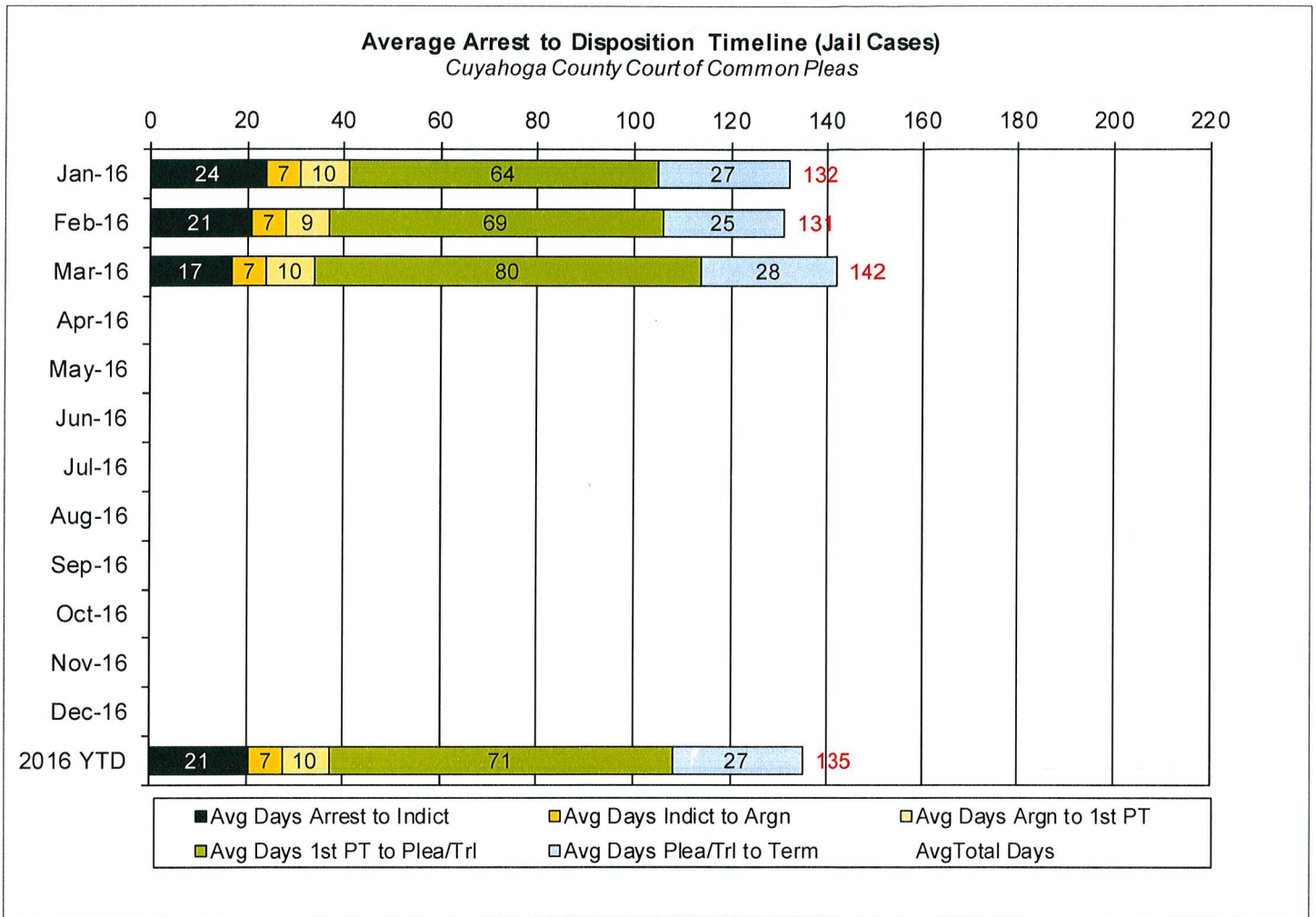
Arrest to Indictment
Indictment to Arraignment
Arraignment to 1st Pre-Trial
1st Pre-Trial to Plea/Trial
Plea/Trial to Termination

Due to the fact that each case may or may not have all of the stage date elements, a method to arrive at stage averages was applied. For a case to be included in the average for a stage there would need to be both dates for the given stage. A case would be included in the Arrest to Indictment stage if both arrest date and indictment date were available. This method was applied to each of the five stages. Next we calculated the total number of cases that met the date criteria for each of the ranges and also the total number of days between each date. To arrive at an average, the total number of days for each case in each range was calculated and divided by the total number of cases that met the date criteria. If a case had a time period or periods where the defendant was capiased or referred to the Psych Clinic, that amount of time was subtracted from the appropriate range. For re-indicted cases, the original arrest date is used.

The following three charts are for Jail, Non-Jail and combined Jail and Non-Jail cases. Jail and Non-Jail cases are defined by the posting of bond prior to plea or trial.

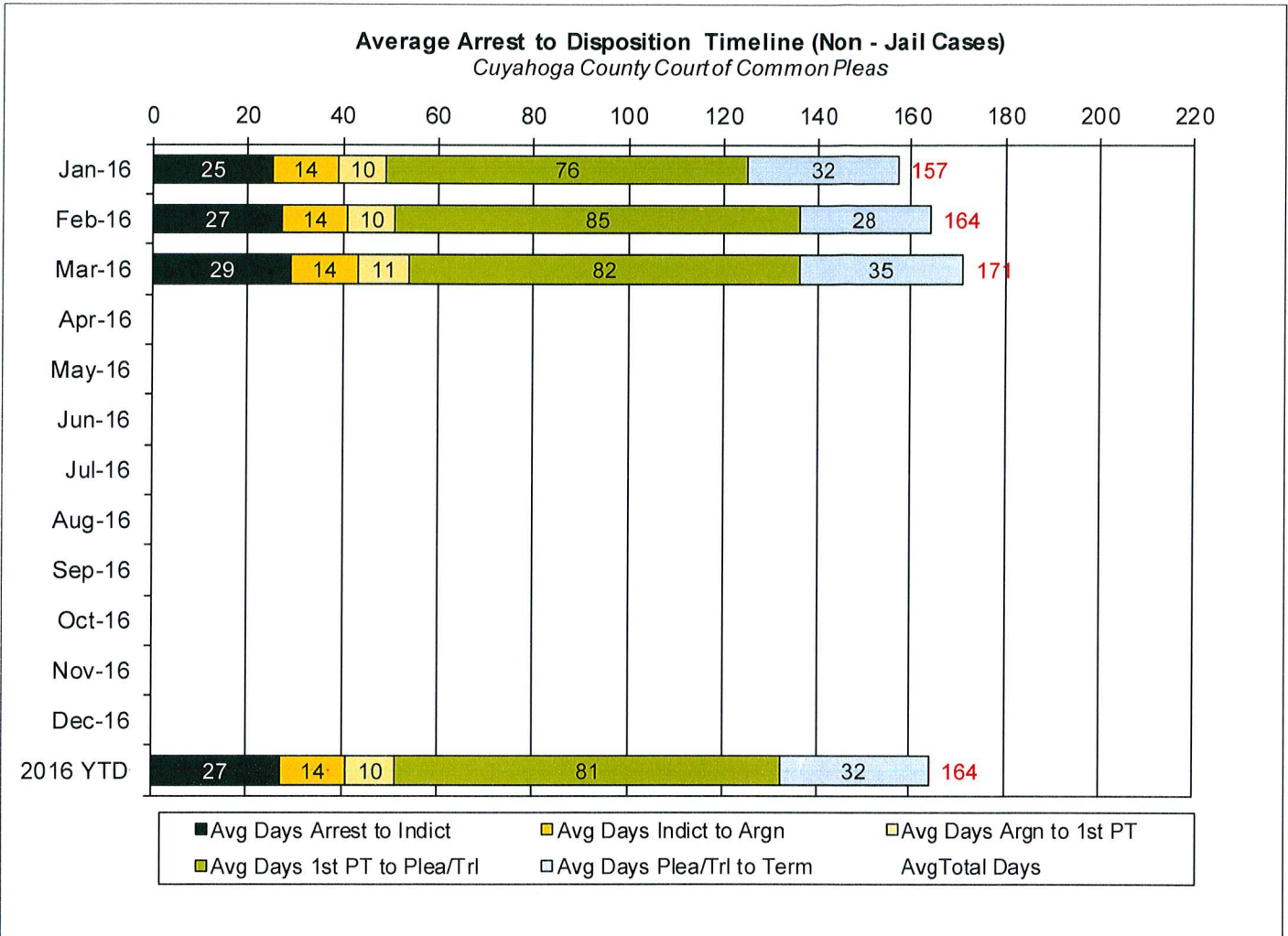
CUYAHOGA COUNTY COMMON PLEAS COURT

Average Arrest to Disposition Timeline (Jail Cases)



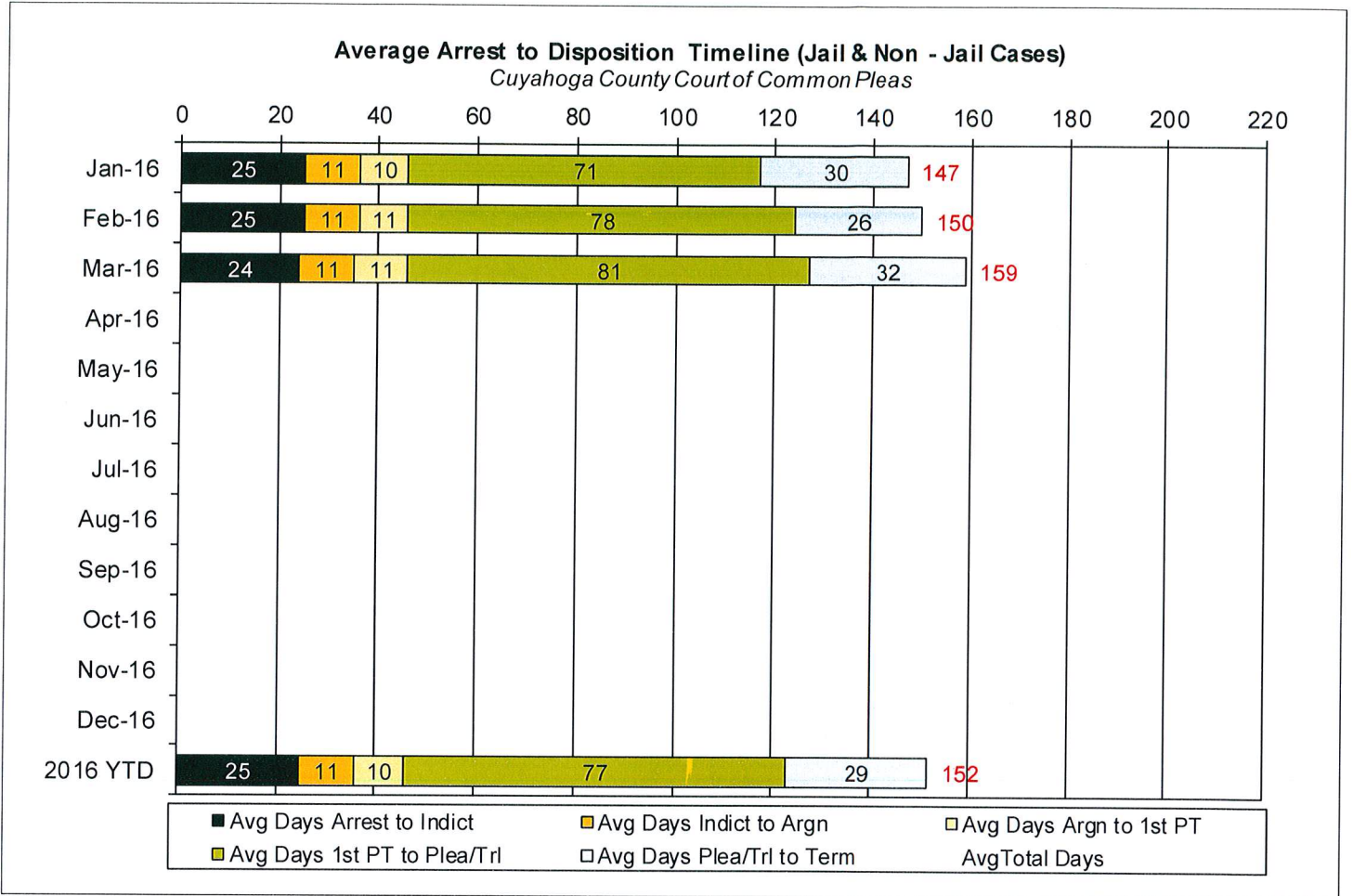
CUYAHOGA COUNTY COMMON PLEAS COURT

Average Arrest to Disposition Timeline (Non-Jail Cases)



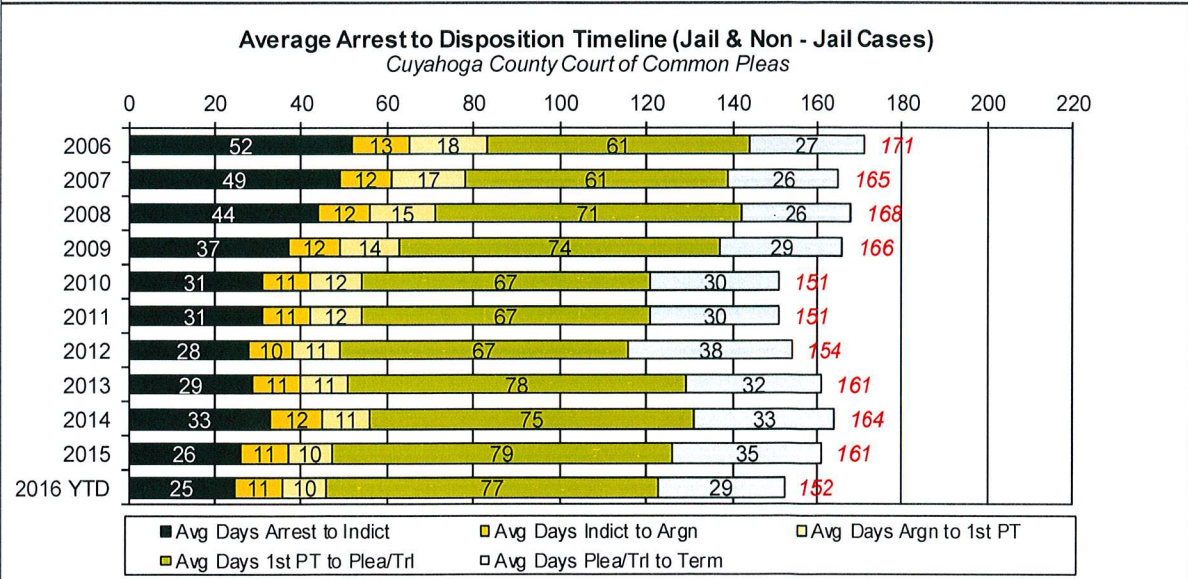
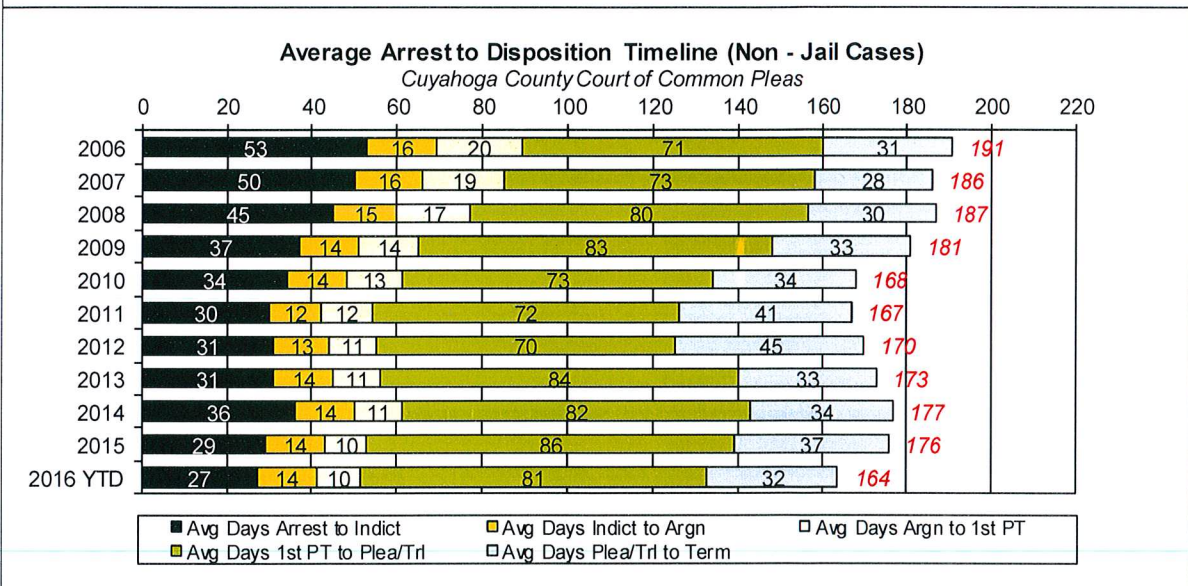
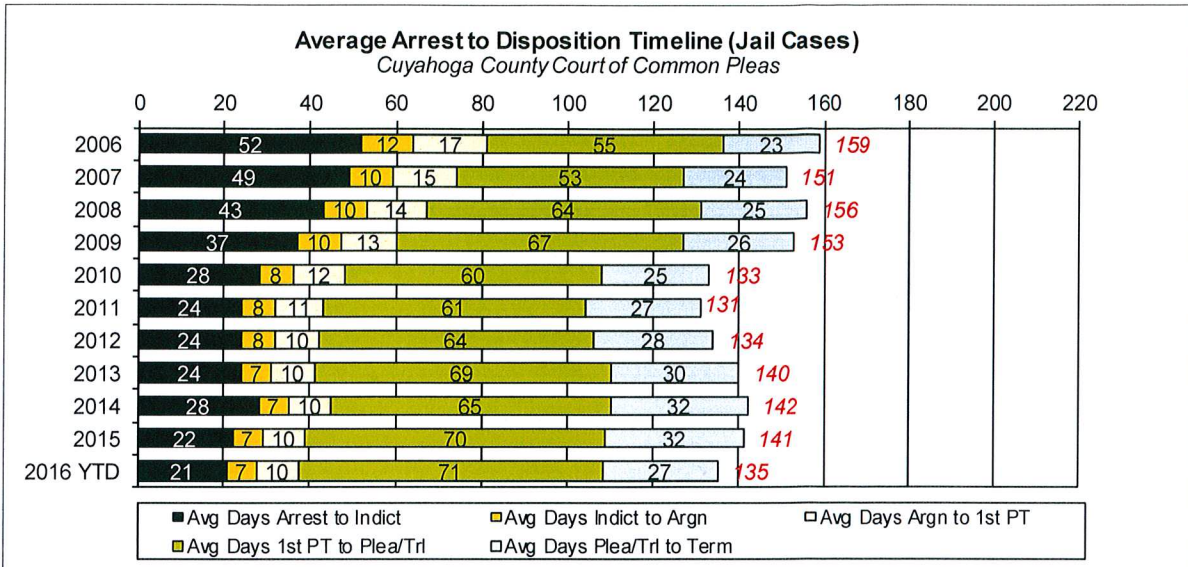
CUYAHOGA COUNTY COMMON PLEAS COURT

Average Arrest to Disposition Timeline (Jail and Non-Jail Cases)



CUYAHOGA COUNTY COMMON PLEAS COURT

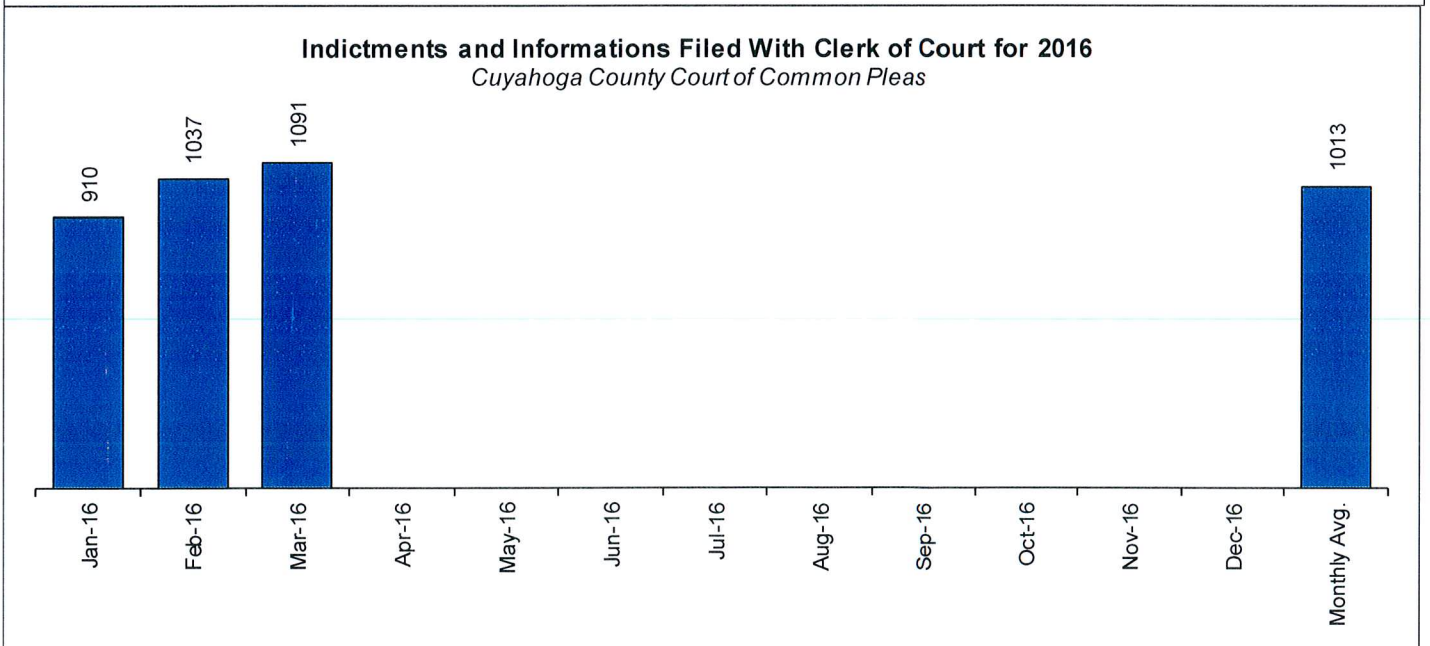
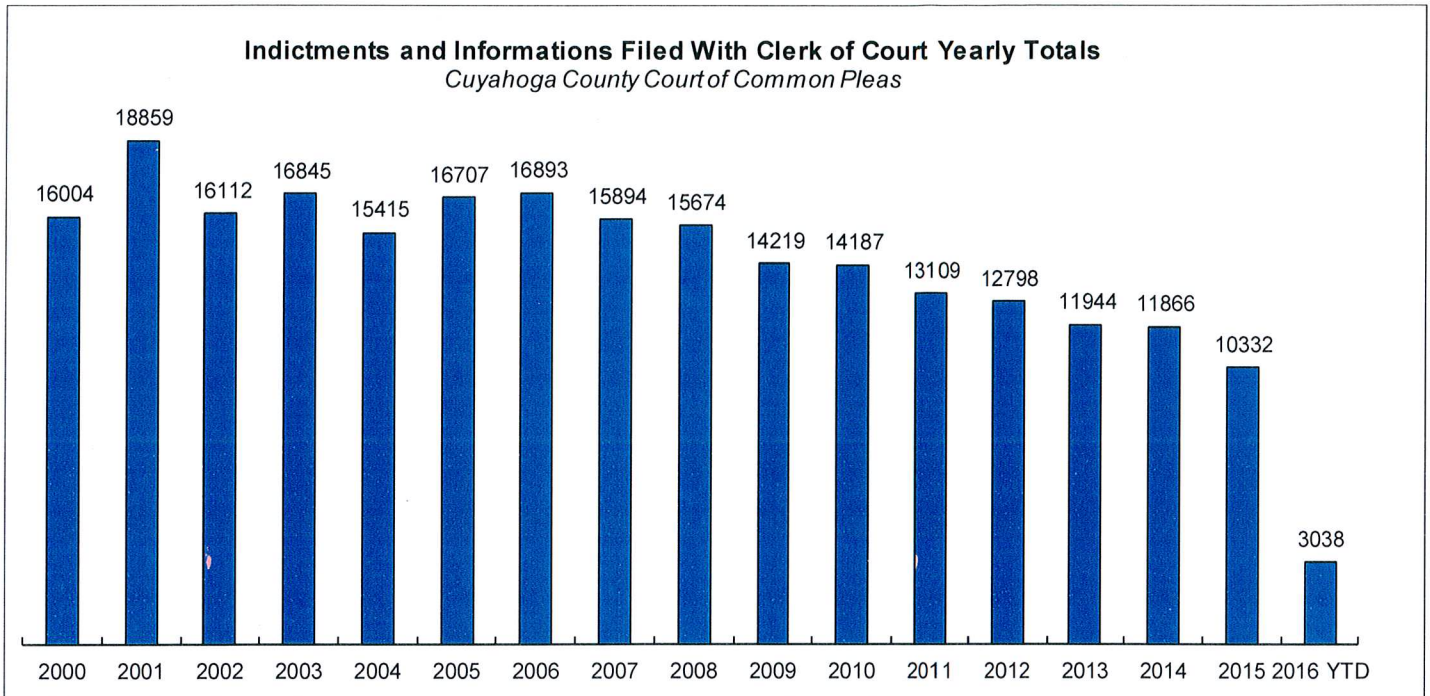
Yearly Average Arrest to Disposition Timeline



CUYAHOGA COUNTY COMMON PLEAS COURT

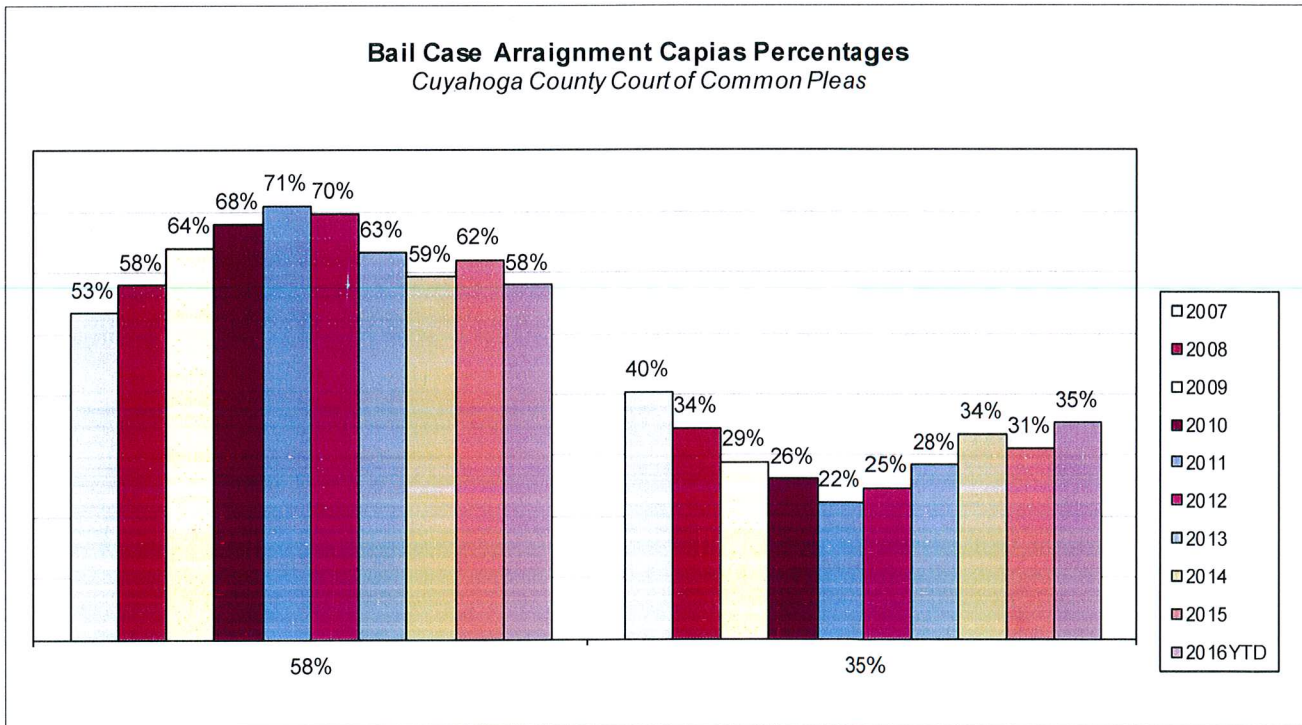
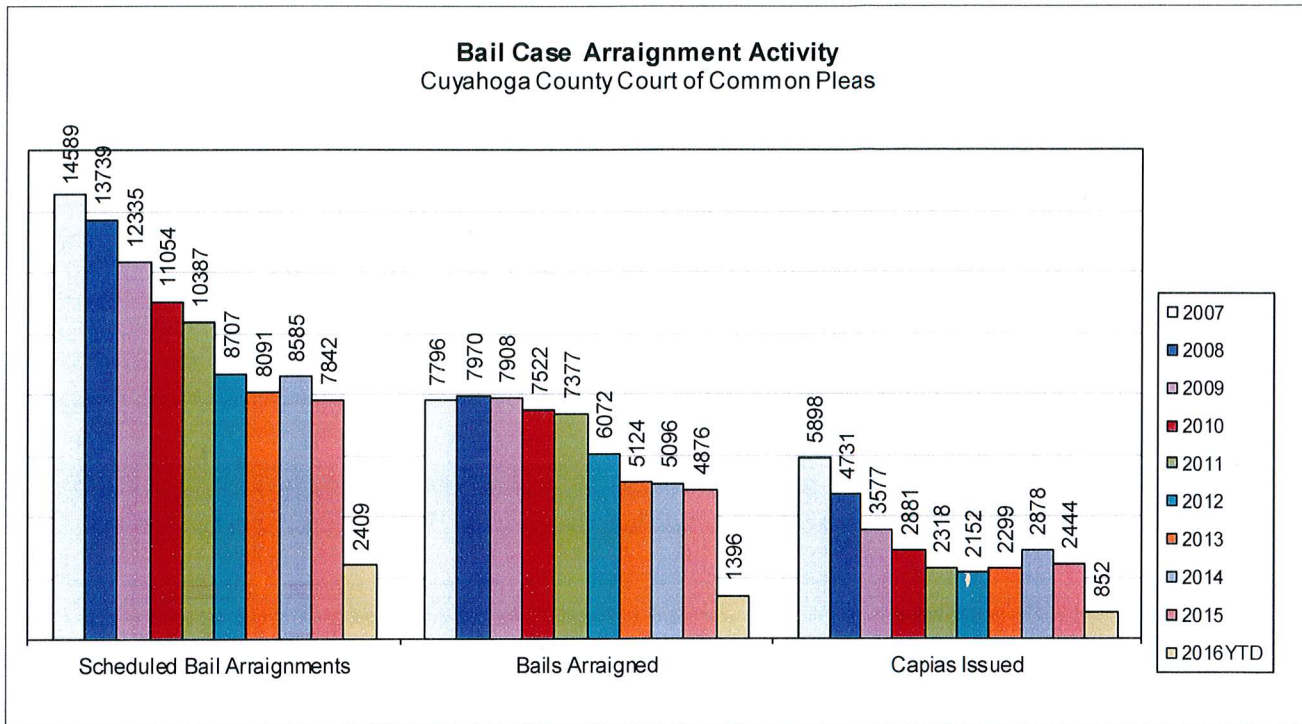
Indictments and Informations Filed With the Clerk of Courts

The following charts are reflective of Indictments and Informations filed with the Criminal Clerk of Courts from 2000. The source for this information was the Criminal Clerk's Office.



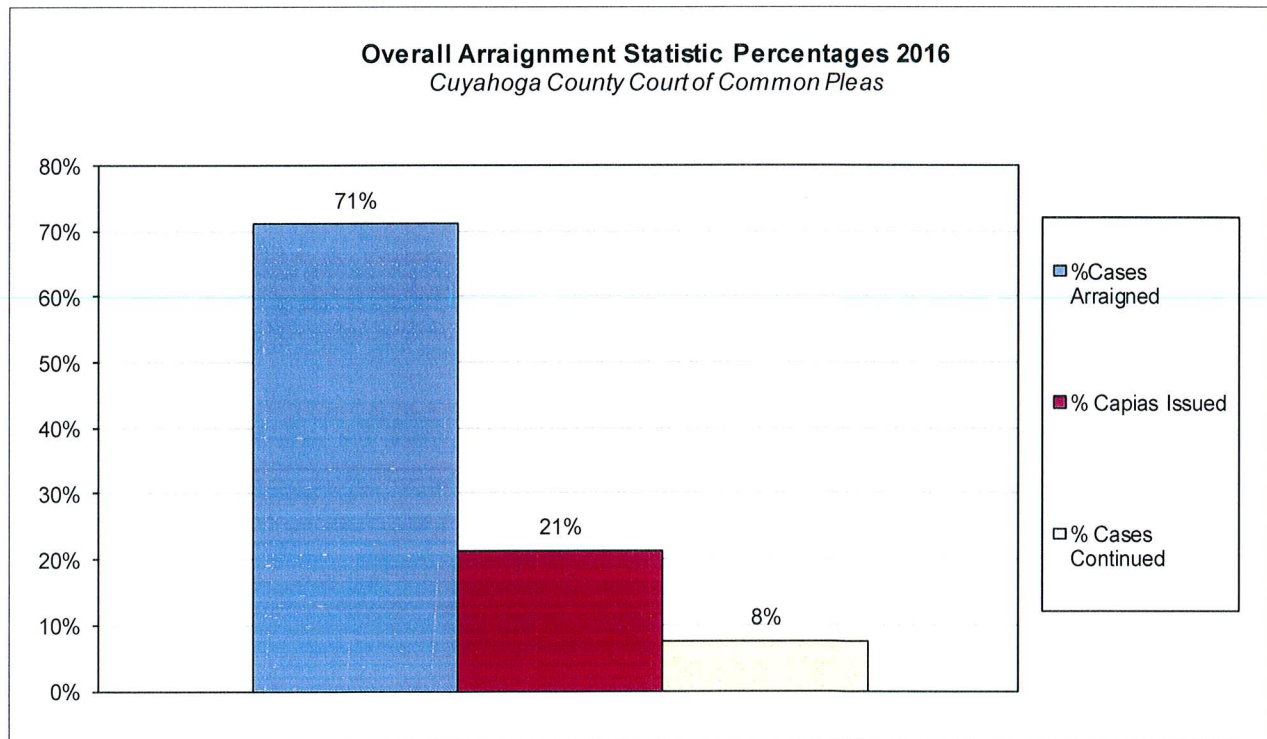
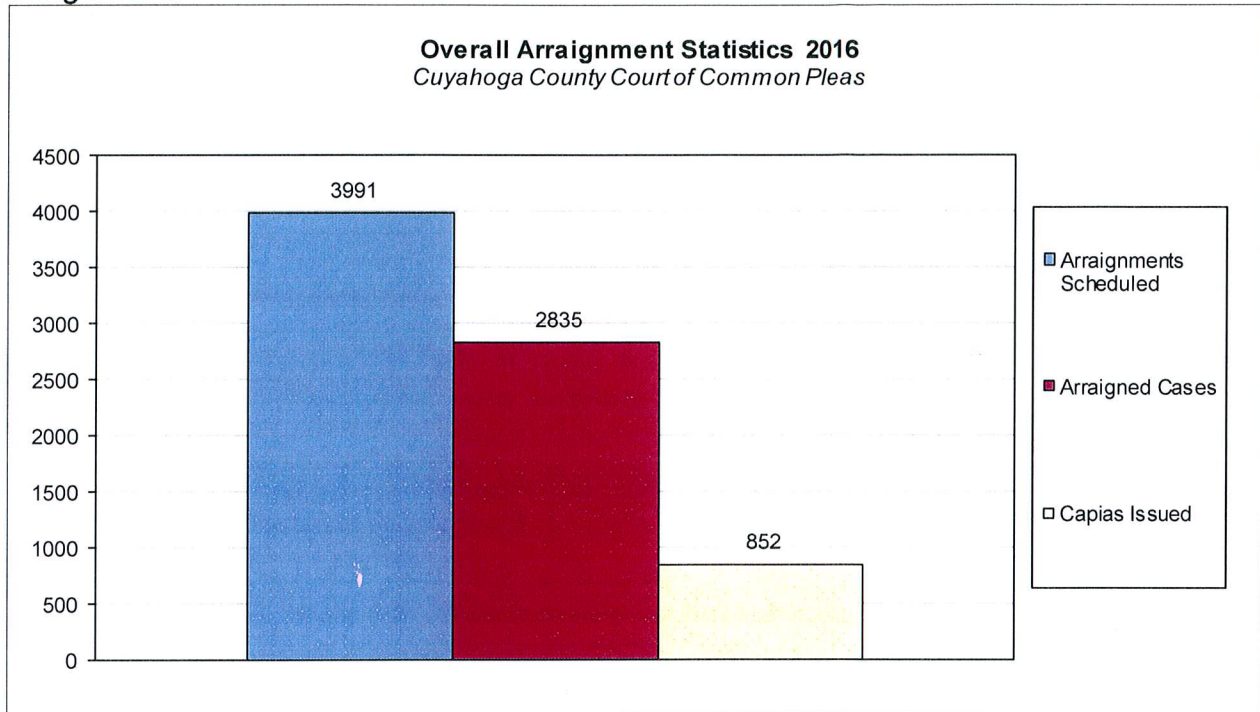
Bail Case Arraignment Activity

The following charts are reflective of arraignment activity where the defendant was not incarcerated at the time of arraignment. The source for this information was the Criminal Records Department.



Overall Arraignment Statistics

The arraignment statistics were provided by the Criminal Records Department. They are provided to give a representation of arraignment activity in the Court in 2016. These statistics include jail and non – jail arraignments.



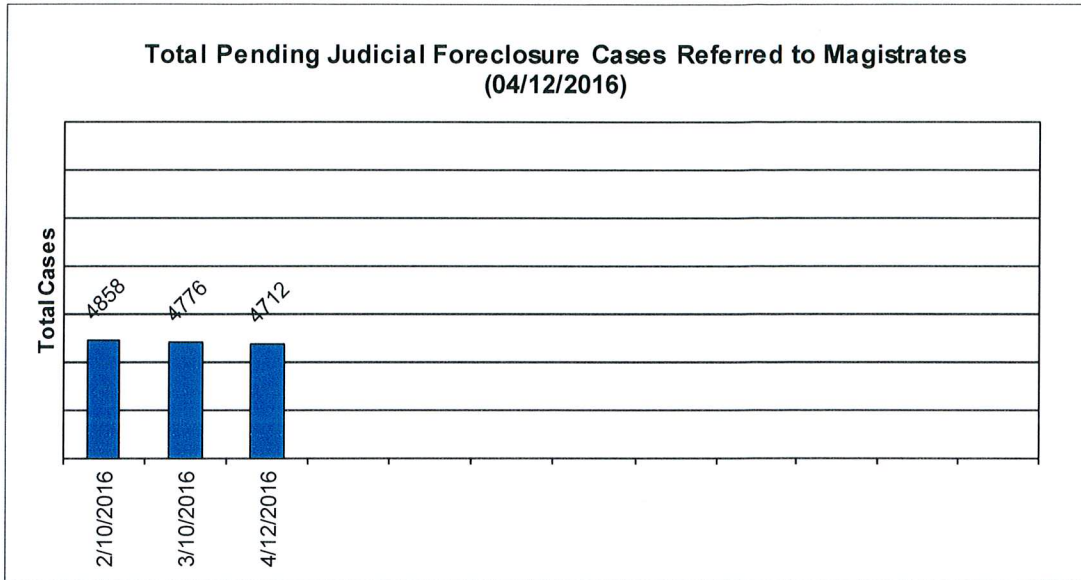
Judicial Foreclosure Statistics¹

¹ For clarification purposes, Foreclosure cases in this report are identified as Judicial Foreclosure filings (filing codes 1460 (Foreclosure Marsh. Of Lien), 1465(Tax Lien), 1466 (Tax Certificate), 1470 (Quiet Title), and 1480 (Partition)). These cases are different from Board of Revision Foreclosures, which are not reported here.

CUYAHOGA COUNTY COMMON PLEAS COURT

Total Pending Judicial Foreclosure Cases Referred to Magistrates

The following chart is a display of the total number of pending Judicial Foreclosure cases referred to the Magistrates on specific dates. The table below shows the number of these cases pending from each year since 2000.




	As of:	2/10/2016	3/10/2016	4/12/2016															
Year																			
2000		0	0	0															
2001		0	0	0															
2002		0	0	0															
2003		2	2	2															
2004		0	0	0															
2005		0	0	0															
2006		0	0	0															
2007		1	1	1															
2008		2	2	3															
2009		5	5	6															
2010		4	5	4															
2011		9	8	7															
2012		43	39	33															
2013		101	86	77															
2014		483	401	333															
2015		3343	2914	2444															
2016		865	1313	1802															
Total		4858	4776	4712															

CUYAHOGA COUNTY COMMON PLEAS COURT

Total Pending Tax Lien & Certificate Cases Referred to Magistrates

The following chart is a display of the number of pending tax Judicial Foreclosure cases referred to the Magistrates on specific dates. The table below shows the number of pending tax Judicial Foreclosure cases in each year since 2000.




	As of:													
Year		2/10/2016	3/10/2016	4/12/2016										
2000		0	0	0										
2001		0	0	0										
2002		0	0	0										
2003		0	0	0										
2004		0	0	0										
2005		0	0	0										
2006		0	0	0										
2007		0	0	0										
2008		0	0	0										
2009		0	0	0										
2010		0	0	0										
2011		0	0	1										
2012		4	3	3										
2013		19	17	15										
2014		104	91	78										
2015		928	821	697										
2016		360	379	434										
Total		1415	1311	1228										

CUYAHOGA COUNTY COMMON PLEAS COURT

Percentage of Pending Judicial Foreclosure Cases By Filing Year

The following chart is a representation of the total number of pending Judicial Foreclosure cases by filing year expressed as a percentage on a specific date. The table below is the supporting data for this chart.





	As of:	4/12/2016	% of Total
Year			
2000		0	0.00%
2001		0	0.00%
2002		0	0.00%
2003		2	0.04%
2004		0	0.00%
2005		0	0.00%
2006		0	0.00%
2007		1	0.02%
2008		3	0.06%
2009		6	0.13%
2010		4	0.08%
2011		7	0.15%
2012		33	0.70%
2013		77	1.63%
2014		333	7.07%
2015		2444	51.87%
2016		1802	38.24%

CUYAHOGA COUNTY COMMON PLEAS COURT

Judicial Foreclosure Clearance Rate Year 2016

The Clearance Rate is the number of outgoing cases as a percentage of the number of incoming cases. Clearance rate measures whether the court is keeping up with its incoming caseload. If cases are not disposed in a timely manner, a backlog of cases awaiting disposition will grow. A Clearance Rate of 100% indicates that at least as many cases as have been filed, reopened, or reactivated in a period have been disposed.

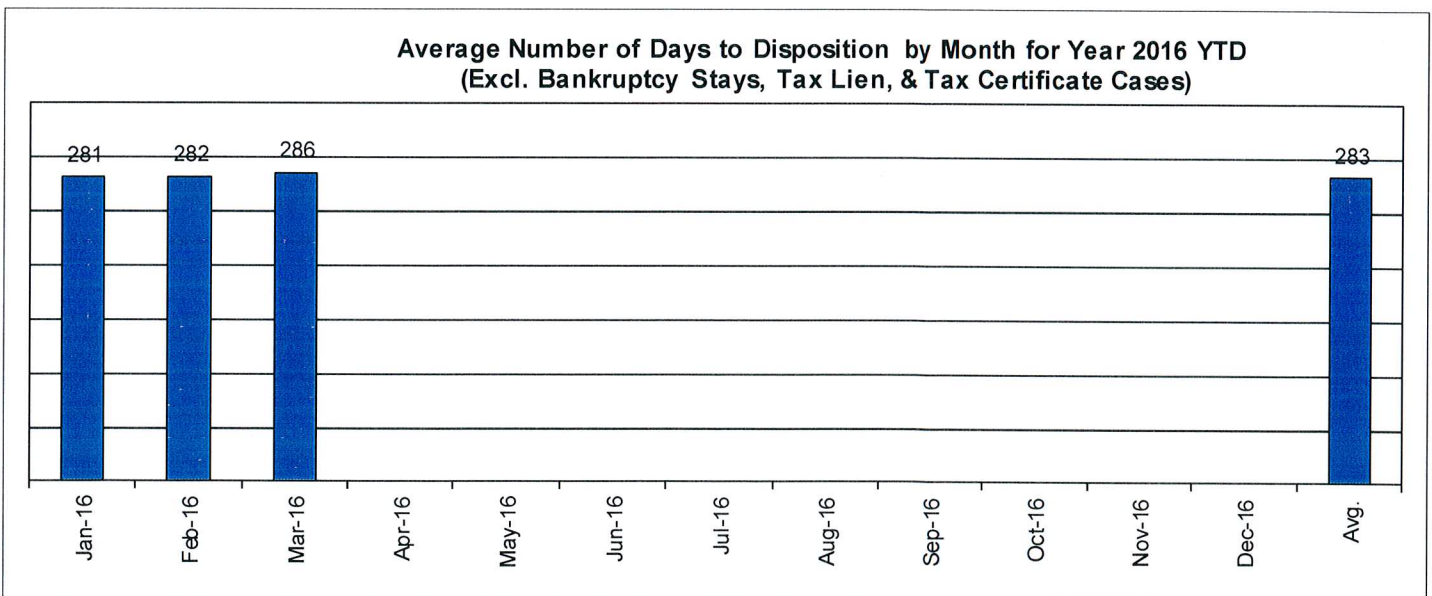
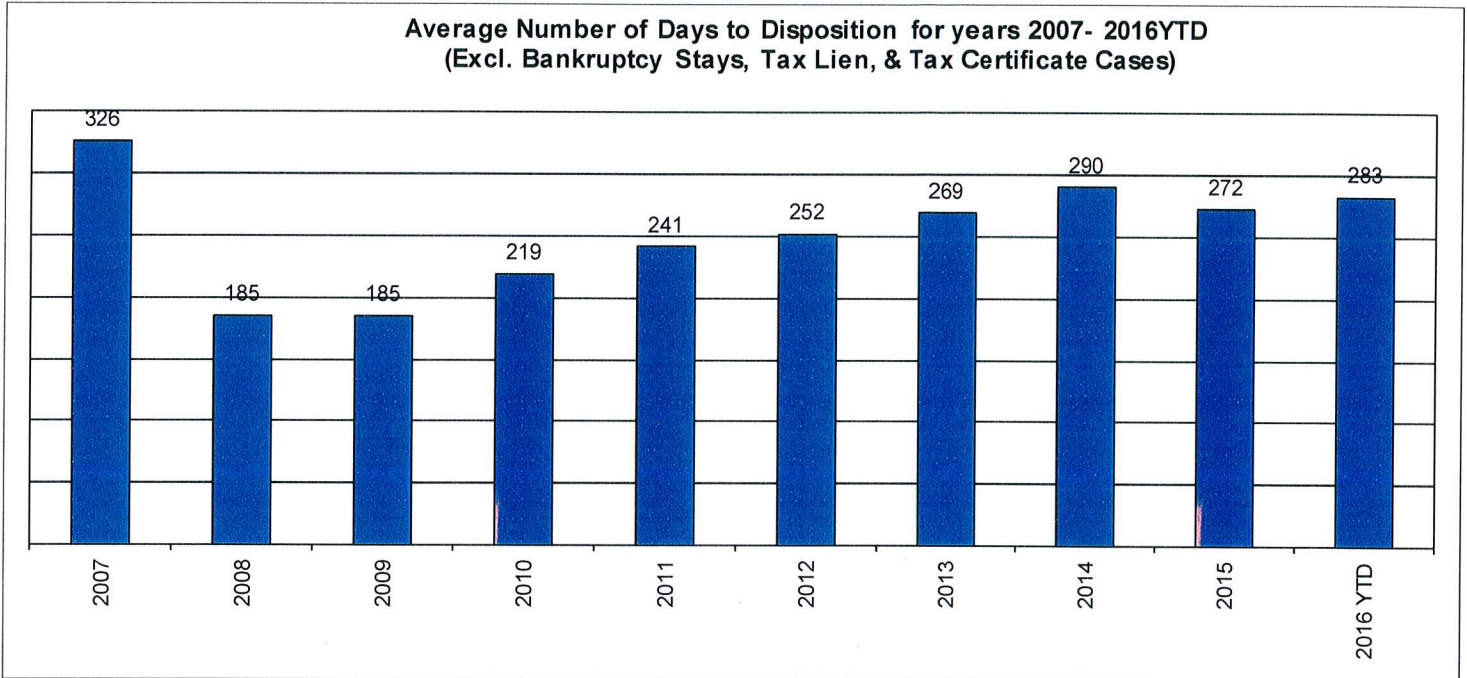


	Referrals & Reinstates	Dispositions	Clearance Rate
Jan-16	757	540	71%
Feb-16	559	576	103%
Mar-16	624	641	103%
Apr-16			
May-16			
Jun-16			
Jul-16			
Aug-16			
Sep-16			
Oct-16			
Nov-16			
Dec-16			
Avg	647	586	91%
Total	1940	1757	

CUYAHOGA COUNTY COMMON PLEAS COURT

Avg. Number of Days to Disp. (Excl. Bank. Stays & Tax Lien & Tax Cert.)

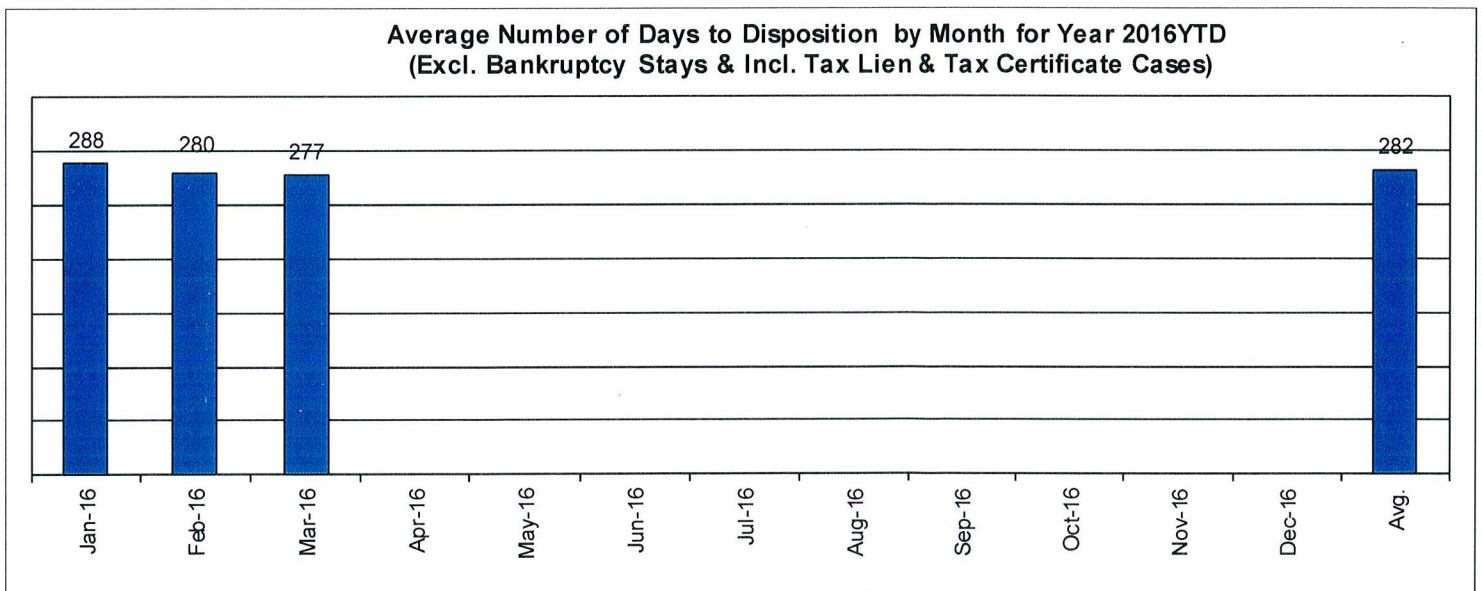
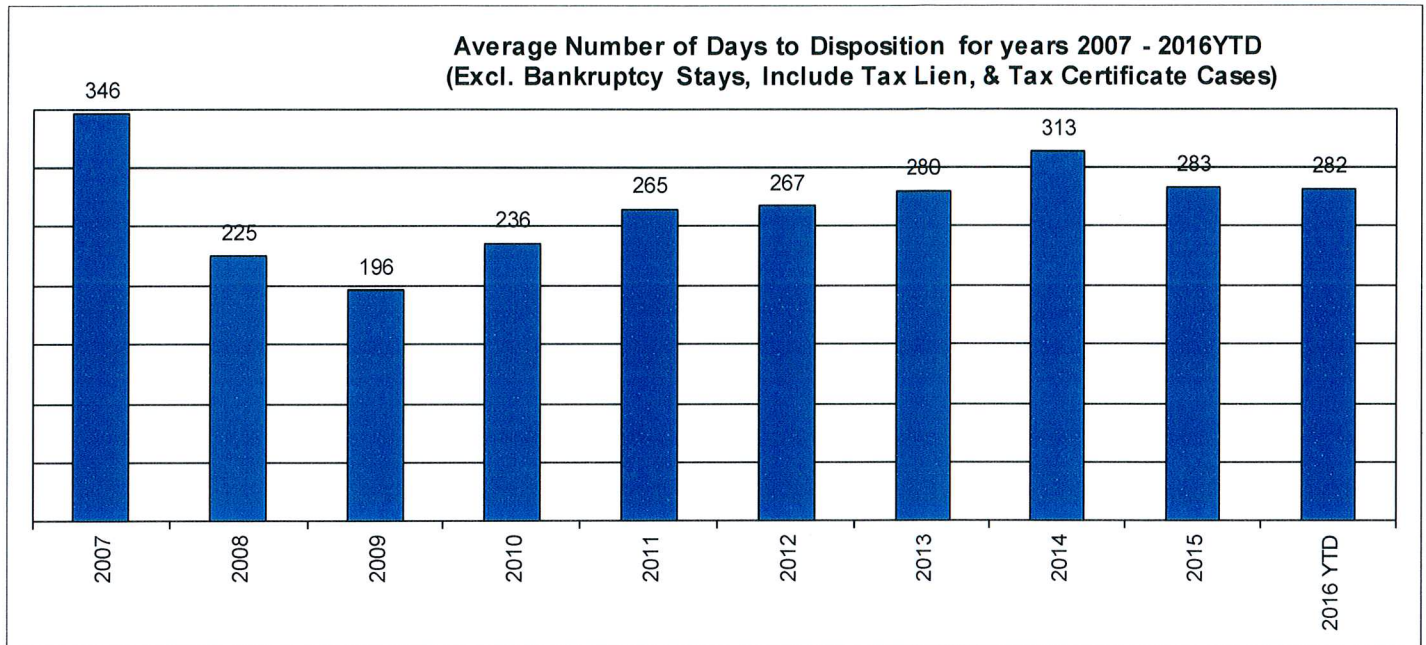
The average number of days to disposition is the number of days from filing to a final disposition entry being filed with the Clerk of Court. The data sample is based on all judicial foreclosure cases terminated by decree or dismissal (cases terminated by bankruptcy are not included) in a month. Each case is examined to determine the number of days between filing and termination with the periods that a case may have been in bankruptcy subtracted. Adding the total days of all of the cases minus bankruptcy periods and dividing by the total number of cases calculates the average. In the following chart, tax judicial foreclosure cases are excluded.



CUYAHOGA COUNTY COMMON PLEAS COURT

Avg. Number of Days to Disp. (Excl. Bank. Stays & Incl. Tax Lien & Tax Cert.)

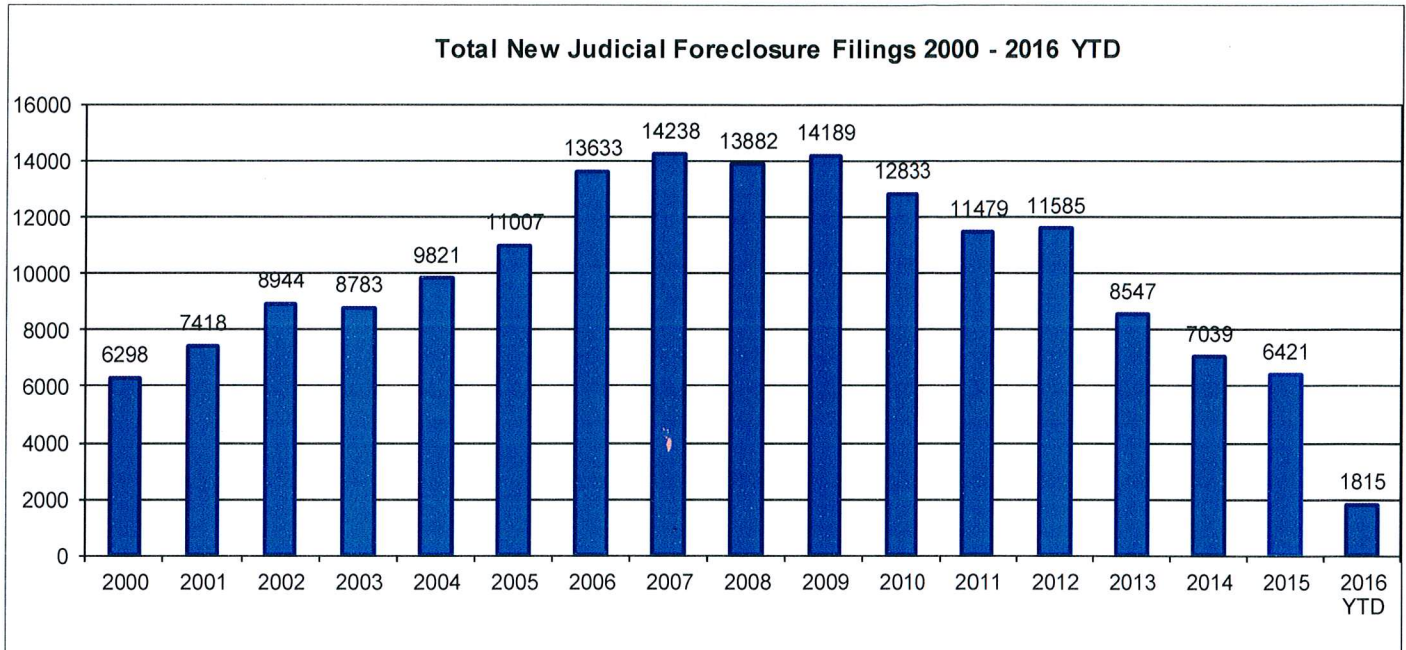
The average number of days to disposition is the number of days from filing to a final disposition entry being filed with the Clerk of Court. The data sample is based on all Judicial Foreclosure cases terminated by decree or dismissal (cases terminated by bankruptcy are not included) in a month. Each case is examined to determine the number of days between filing and termination with the periods that a case may have been in bankruptcy subtracted. Adding the total days of all of the cases minus bankruptcy periods and dividing by the total number of cases calculates the average. In the following chart, all types of Judicial Foreclosure cases are included.



Total New Judicial Foreclosure Filings

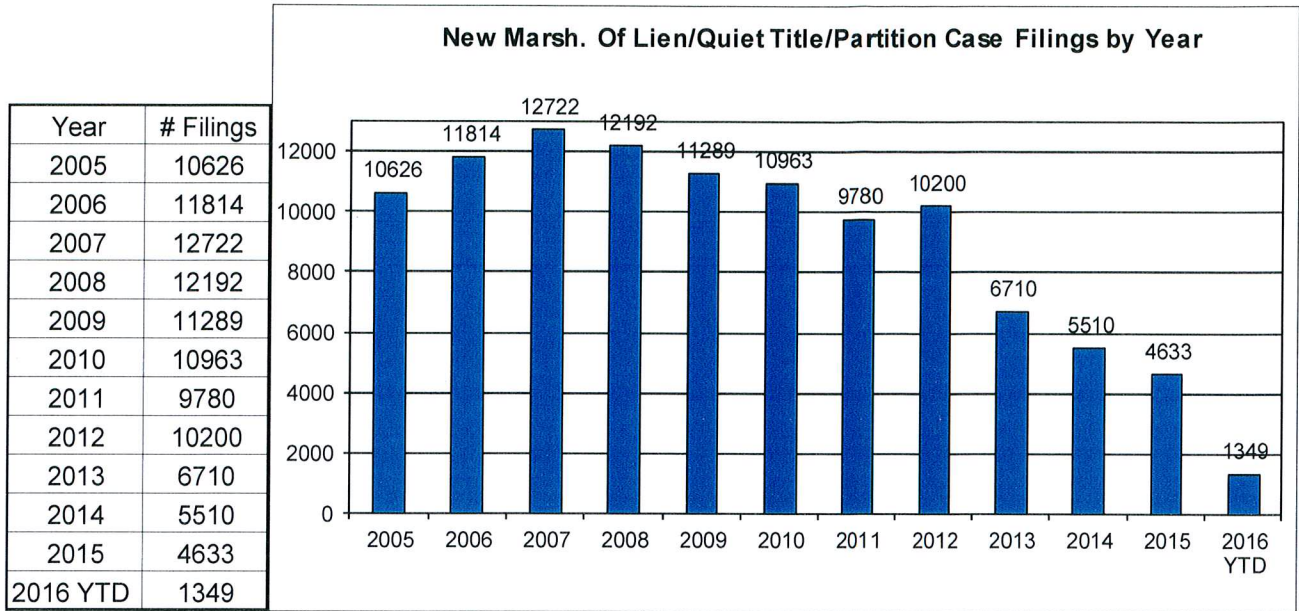
The following charts are provided as a historical view of new judicial foreclosure filings.

1. Total New Judicial Foreclosure Filings from 2000 – 2016 by year
2. Total New Marsh of Lien/Quiet Title/Partition Filings from 2005 – 2016 by month
3. Total New Tax Lien & Tax Certificate Filings for 2005 – 2016 by month
4. Total New Judicial Foreclosure Filings from 2005 – 2016 by month

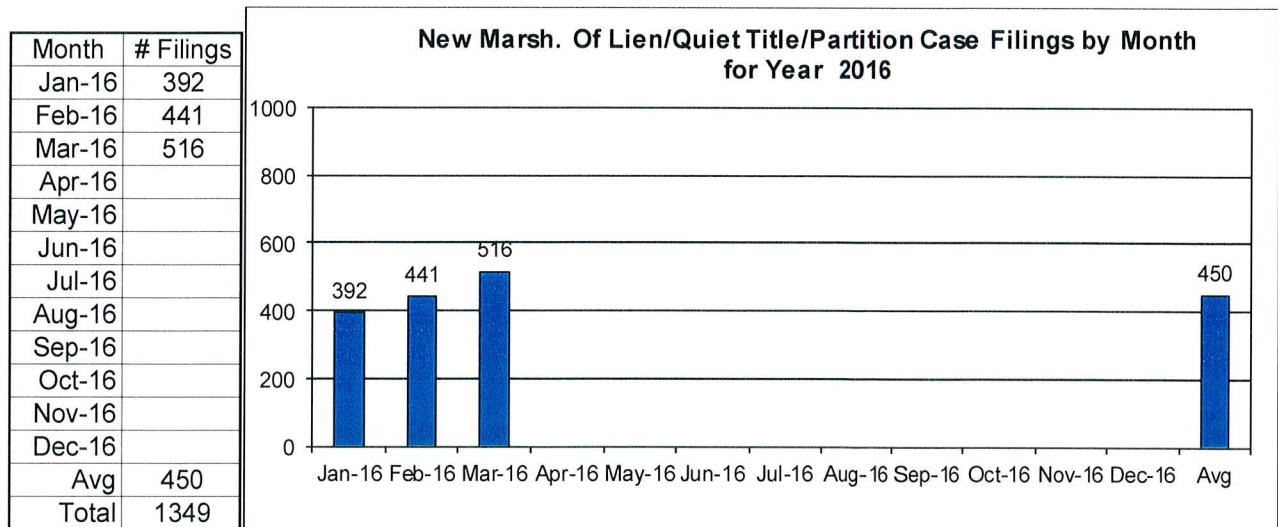


CUYAHOGA COUNTY COMMON PLEAS COURT

New Marsh of Lien/Quiet Title/Partition Case Filings for Years 2005 – 2016 YTD



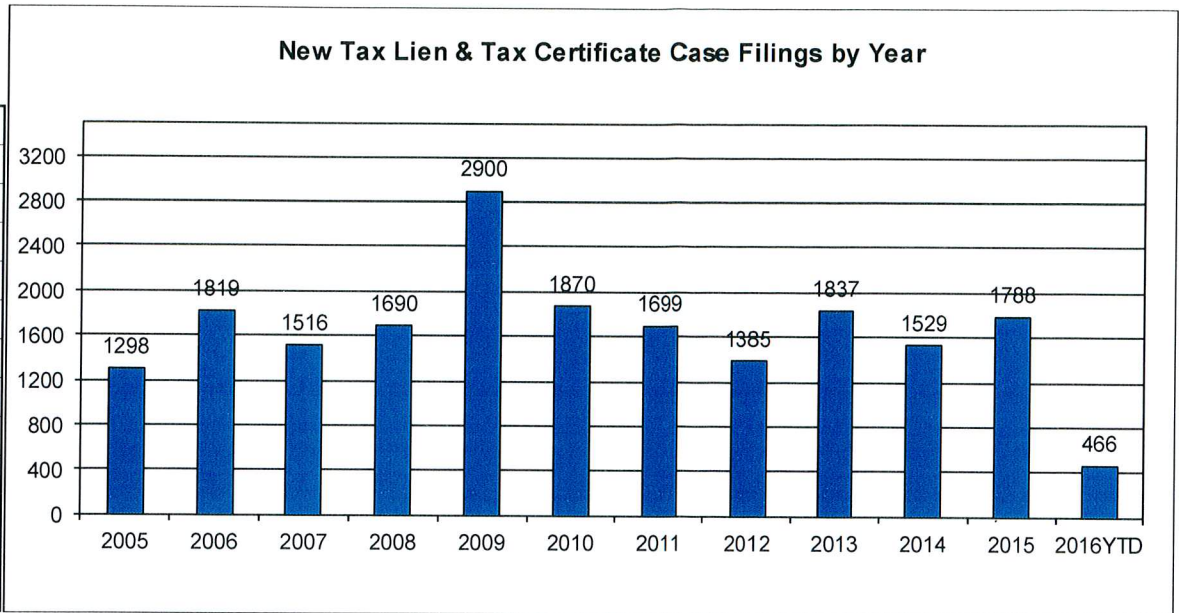
New Marsh of Lien/Quiet Title/Partition Case Filings by month for 2016 YTD



CUYAHOGA COUNTY COMMON PLEAS COURT


New Tax Lien & Certificate Filings for Years 2005 – 2016 YTD

Year	# Filings
2005	1298
2006	1819
2007	1516
2008	1690
2009	2900
2010	1870
2011	1699
2012	1385
2013	1837
2014	1529
2015	1788
2016YTD	466



New Tax Lien & Certificate Filings by Month for Year 2016 YTD

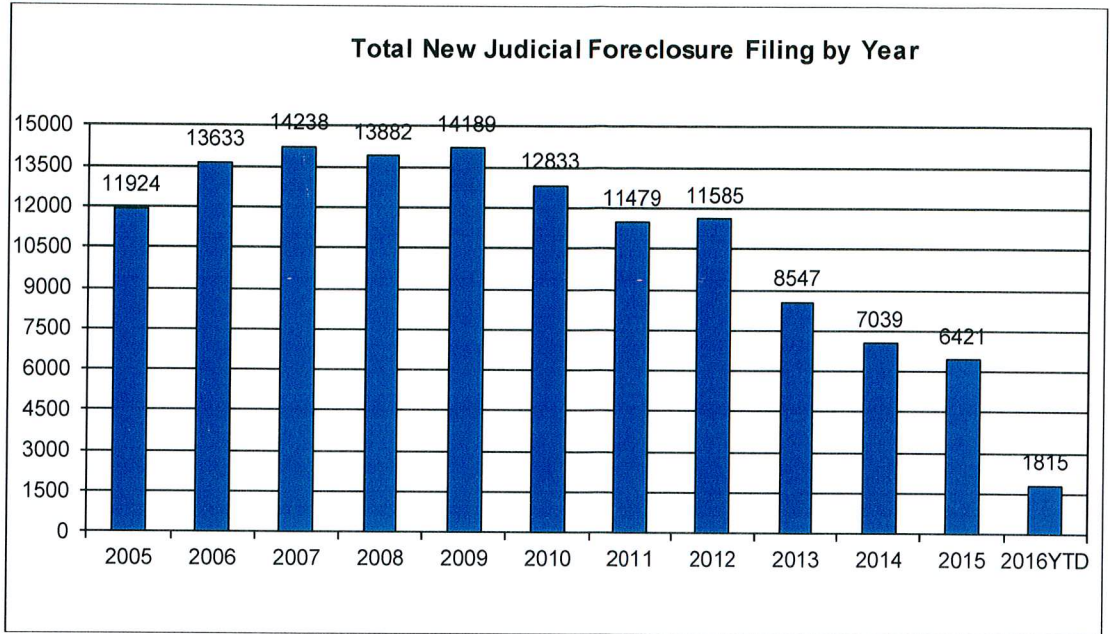
Month	# Filings
Jan-16	306
Feb-16	70
Mar-16	90
Apr-16	
May-16	
Jun-16	
Jul-16	
Aug-16	
Sep-16	
Oct-16	
Nov-16	
Dec-16	
Avg	155
Total	466



CUYAHOGA COUNTY COMMON PLEAS COURT

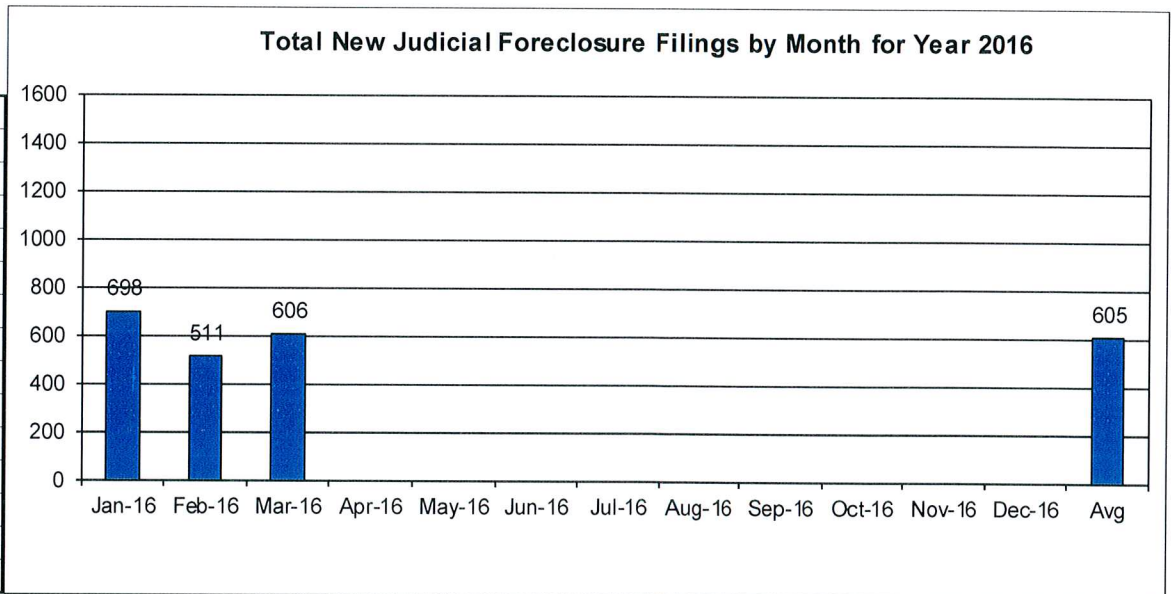
Total New Judicial Foreclosure Filings Years 2005 – 2016 YTD

Year	# Filings
2005	11924
2006	13633
2007	14238
2008	13882
2009	14189
2010	12833
2011	11479
2012	11585
2013	8547
2014	7039
2015	6421
2016 YTD	1815



Total New Judicial Foreclosure Filings by Month for Year 2016 YTD

Month	# Filings
Jan-16	698
Feb-16	511
Mar-16	606
Apr-16	
May-16	
Jun-16	
Jul-16	
Aug-16	
Sep-16	
Oct-16	
Nov-16	
Dec-16	
Avg	605
Total	1815



Magistrate's Monthly Reports

The Magistrates' Monthly Report consists of 5 reports. Below is a description of each.

Magistrate's Monthly Supplemental Journal Entry Report (R415)

Retrieves total number of supplemental entries and Decrees of Confirmation of Sheriff's sale created during a specific period. A supplemental entry is any journal created by a magistrate, which does not close out a case. For example, any magistrate's order (MG) setting a hearing, any journal entry (JE) ruling on a motion, journals confirming Sheriff's sales, etc.).

Magistrate's Full Disposition Count by Magistrate Report (R413)

Retrieves total number of cases disposed of during a specific period. The dispositions are grouped by Magistrate and then broken down by the type of disposition (i. e. Default, Dismissed with Prejudice, Dismissed without Prejudice, etc.) This report can be printed three different ways. Including tax cases (Full Dispositions), excluding tax cases (Non-Tax Dispositions), and Tax cases only (Tax Dispositions).

Magistrate's Monthly Cases Referred/Reinstated Report (R418)

Retrieves newly filed cases referred to the Magistrates Dept. and cases previously disposed by the Magistrates Dept. that are reinstated and re-referred to the magistrates. The cases are separated by Tax (filing code 1465; Tax Judicial Foreclosure & 1466; Tax Certificate Judicial Foreclosure) and Non-Tax (1460; Judicial Foreclosure Marsh. Of Lien, 1480; Partition, 1470; Quiet Title, misc. (i. e. 1391; Contract Other, etc.).

Magistrate's Monthly Hearing Totals Report (R3146)

Retrieves total number of hearings held during one month. The hearings are grouped by Magistrate and then broken down by what type hearing was held (i. e. Default, Pretrial, etc.).

Magistrate's Monthly Case Load Report (R3147)

Retrieves individual caseload totals for individual magistrates during a specific period. The cases are grouped by magistrate and then broken down by case type (i. e. tax judicial foreclosure, tax certificate judicial foreclosure and non-tax judicial foreclosure).

CUYAHOGA COUNTY COURT OF COMMON PLEAS

DATE: 04/12/2016
TIME: 9:32 AM

OFFICE OF THE MAGISTRATES
MAGISTRATE'S MONTHLY SUPPLEMENTALS BY CASE
REPORTING PERIOD: MARCH 2016

PAGE: 1
CMSR415D

SUPPLEMENTALS

AUGUSTYN	243
BAKER	314
BUCHA	231
DYKE	270
GAUNTNER	0
GONZALEZ	267
HIPPLEY	172
JACKSON A	223
JACKSON J	257
KLEIN	222
LUCAS	218
OLSZTYN	356
VOZAR	360
WEISS	284
UNACCOUNTED FOR	0

TOTAL 3417

CONFIRMATIONS

TOTAL 16

CUYAHOGA COUNTY COURT OF COMMON PLEAS
OFFICE OF THE MAGISTRATES
Full Disposition Count by Magistrate
 REPORTING PERIOD: FROM 03/01/2016 TO 03/31/2016

DATE: 04/12/2016
 TIME: 9:33 AM

PAGE: 1
 CMSR413

MagID	Dispose Type	Tax Cert.	Tax Treas.	Total
KCA				
	Bank	0	0	2
	Def	5	0	11
	Dism	7	0	20
	Ref. Vacate	0	0	0
	Court Trial	0	0	0
	Other	0	1	4
	<u>MAG'S TOTAL</u>	12	1	<u>37</u>
GDB				
	Bank	0	0	2
	Def	0	0	7
	Dism	8	0	20
	Ref. Vacate	0	0	0
	Court Trial	0	0	0
	Other	0	1	4
	<u>MAG'S TOTAL</u>	8	1	<u>33</u>
SMB				
	Bank	1	0	1
	Def	1	0	6
	Dism	1	1	7
	Ref. Vacate	0	0	0
	Court Trial	0	0	0
	Other	1	3	8
	<u>MAG'S TOTAL</u>	4	4	<u>22</u>
JTD				
	Bank	1	1	3
	Def	6	0	28
	Dism	6	2	25
	Ref. Vacate	0	0	0
	Court Trial	0	0	0
	Other	1	9	15
	<u>MAG'S TOTAL</u>	14	12	<u>71</u>
TG				
	Bank	1	0	1
	Def	3	0	26
	Dism	3	0	18
	Ref. Vacate	0	0	0
	Court Trial	0	0	0
	Other	3	3	10
	<u>MAG'S TOTAL</u>	10	3	<u>55</u>
KH				
	Bank	0	0	2
	Def	3	2	26
	Dism	1	0	14
	Ref. Vacate	0	0	0
	Court Trial	0	0	1
	Other	3	0	7
	<u>MAG'S TOTAL</u>	7	2	<u>50</u>
ARJ				
	Bank	1	0	2
	Def	8	0	26
	Dism	1	1	8
	Ref. Vacate	0	0	0
	Court Trial	0	0	1
	Other	0	2	11
	<u>MAG'S TOTAL</u>	10	3	<u>48</u>
JLJ				
	Bank	1	0	5
	Def	3	0	31
	Dism	1	0	12

Decrees	390
Defaults	273
Other	115
Court Trial	2
Dismissals	219
Bankruptcy	32
Ref. Vacated	0
Grand Total	641

Full Disposition Count by Magistrate

REPORTING PERIOD: FROM 03/01/2016 TO 03/31/2016

DATE: 04/12/2016

TIME: 9:33 AM

MagID	Dispose Type	Tax Cert.	Tax Treas.	Total
	Ref. Vacate	0	0	0
	Court Trial	0	0	0
	Other	1	2	8
MAG'S TOTAL		6	2	<u>56</u>

MK				
	Bank	0	0	4
	Def	6	0	23
	Dism	5	0	16
	Ref. Vacate	0	0	0
	Court Trial	0	0	0
	Other	1	4	11
MAG'S TOTAL		12	4	<u>54</u>

PL				
	Bank	0	1	2
	Def	4	0	9
	Dism	2	0	13
	Ref. Vacate	0	0	0
	Court Trial	0	0	0
	Other	0	2	6
MAG'S TOTAL		6	3	<u>30</u>

CEO				
	Bank	1	0	2
	Def	1	0	19
	Dism	0	2	21
	Ref. Vacate	0	0	0
	Court Trial	0	0	0
	Other	2	3	7
MAG'S TOTAL		4	5	<u>49</u>

TJV				
	Bank	1	1	4
	Def	7	0	39
	Dism	6	1	30
	Ref. Vacate	0	0	0
	Court Trial	0	0	0
	Other	4	2	13
MAG'S TOTAL		18	4	<u>86</u>

CW				
	Bank	0	0	2
	Def	2	0	22
	Dism	0	2	15
	Ref. Vacate	0	0	0
	Court Trial	0	0	0
	Other	0	4	11
MAG'S TOTAL		2	6	<u>50</u>

CUYAHOGA COUNTY COURT OF COMMON PLEAS

DATE: 04/12/2016
 TIME: 09:33 AM

OFFICE OF THE MAGISTRATES
 MAGISTRATE'S MONTHLY REF/REIN CASES
 FROM 03/01/2016 TO 03/31/2016

CMSR418

MAGISTRATE	NEW REFERRALS				REINSTATED			
	Tax Treas.	Tax Cert.	Non-Tax	Total	Tax Treas.	Tax Cert.	Non-Tax	Total
<u>AUGUSTYN/KEVIN/C</u>	0	2	26	28	0	0	3	3
<u>BAKER/GAIL/D</u>	4	1	44	49	0	0	7	7
<u>BUCHA/STEPHEN/M</u>	1	3	19	23	0	0	1	1
<u>DYKE/JOHN/T</u>	3	9	54	66	0	0	3	3
<u>GONZALEZ/TRACEY/</u>	2	2	47	51	0	0	0	0
<u>HIPPLEY/KEVIN/</u>	1	3	44	48	0	1	3	4
<u>JACKSON A/AMY/R</u>	4	1	37	42	0	0	2	2
<u>JACKSON J/JIM/L</u>	5	1	37	43	0	1	3	4
<u>KLEIN/MONICA/</u>	4	1	43	48	0	0	1	1
<u>LUCAS/PAUL/</u>	7	3	31	41	0	0	1	1
<u>OLSZTYN/CHRISTOPHER/E</u>	5	7	44	56	0	0	2	2
<u>VOZAR/THOMAS/J</u>	4	5	34	43	0	0	2	2
<u>WEISS/CAROL/</u>	4	4	47	55	1	0	0	1
<u>TOTAL</u>	44	42	507	593	1	2	28	31
<u>COMBINED TOTAL</u>	624							

CUYAHOGA COUNTY COURT OF COMMON PLEAS

OFFICE OF THE MAGISTRATES

MAG MONTHLY HEARING TOTALS

Reporting Period: March 2016

DATE: 04/12/2016
TIME: 09:33 AM

PAGE: 1
CMSR3146

Monthly Hearing Total 625

AUGUSTYN
 Default Hearings 24
 Tax Hearings 2
 Pretrials 14

 TOTAL: 40

BAKER
 Default Hearings 47
 Tax Hearings 2
 Pretrials 6

 TOTAL: 55

BUCHA
 Default Hearings 13
 Tax Hearings 4
 Pretrials 16

 TOTAL: 33

DYKE
 Default Hearings 24
 Tax Hearings 0
 Pretrials 12

 TOTAL: 36

GONZALEZ
 Default Hearings 38
 Tax Hearings 2
 Pretrials 8

 TOTAL: 48

HIPPLEY
 Default Hearings 32
 Tax Hearings 1
 Pretrials 3

 TOTAL: 36

JACKSON A
 Default Hearings 30
 Tax Hearings 4
 Pretrials 12

 TOTAL: 46

JACKSON J
 Default Hearings 52
 Tax Hearings 3
 Pretrials 12

 TOTAL: 67

KLEIN
 Default Hearings 26
 Tax Hearings 2
 Pretrials 12

 TOTAL: 40

LUCAS
 Default Hearings 17
 Tax Hearings 22
 Pretrials 17

 TOTAL: 56

CUYAHOGA COUNTY COURT OF COMMON PLEAS

OFFICE OF THE MAGISTRATES

MAG MONTHLY HEARING TOTALS

Reporting Period: March 2016

DATE: 04/12/2016
TIME: 09:33 AM

PAGE: 2
CMSR3146

TOTAL:	56
OLSZTYN	
Default Hearings	27
Tax Hearings	2
Pretrials	12
<hr/>	
TOTAL:	41
VOZAR	
Default Hearings	39
Tax Hearings	3
Pretrials	38
<hr/>	
TOTAL:	80
WEISS	
Default Hearings	25
Tax Hearings	8
Pretrials	14
<hr/>	
TOTAL:	47

Magistrate Name	Non Tax Total	Tax Cert.	Tax Treas.	Total Tax	Total Cases
AUGUSTYN	127	21	26	47	174
BAKER	255	53	39	92	347
BUCHA	109	32	21	53	162
DYKE	215	39	36	75	290
GONZALEZ	243	45	56	101	344
HIPPLEY	288	73	50	123	411
JACKSON A	254	55	59	114	368
JACKSON J	251	54	54	108	359
KLEIN	223	33	53	86	309
LUCAS	274	63	98	161	435
OLSZTYN	192	51	34	85	277
VOZAR	306	52	46	98	404
WEISS	243	53	58	111	354
Non Tax Total:	2980	Cert.Tax Total: 624	Tax Treas. Total: 630	Total Tax: 1254	Total Cases: 4234

Report CMSR1062 - Judicial Foreclosure Statistics by Judge

Report CMSR1062 provides a list of judicial foreclosure case activity for each Judge. The report identifies how many cases were pending at the beginning of the period. The new cases filed and cases that were transferred in or reactivated are added to the number pending at the beginning of the period. It then shows the type and number of terminations for the period. The total terminations are subtracted from the total pending which provides the pending at the end of the period.

CUYAHOGA COUNTY COURT OF COMMON PLEAS

DATE: 04/12/2016
 TIME: 09:29 AM

Foreclosure Statistics by Judge
 Reporting Period: March 2016

PAGE: 1
 CMSR1062

Judge

AMBROSE, DICK							
	Pending at Beg of Period		New Cases Filed		Cases Transferred In / Reactivated		Total
	103		27		6		136
Terminations							
	Bankruptcy	Default	RefVacated	Court Trial	Dismiss	Other	Total
	0	5	0	0	6	9	20
	Total Pending at End of Period						116

ASTRAB, MICHAEL							
	Pending at Beg of Period		New Cases Filed		Cases Transferred In / Reactivated		Total
	137		16		4		157
Terminations							
	Bankruptcy	Default	RefVacated	Court Trial	Dismiss	Other	Total
	1	2	0	0	6	13	22
	Total Pending at End of Period						135

BARKER, PAMELA A							
	Pending at Beg of Period		New Cases Filed		Cases Transferred In / Reactivated		Total
	164		15		4		183
Terminations							
	Bankruptcy	Default	RefVacated	Court Trial	Dismiss	Other	Total
	0	6	0	0	4	11	21
	Total Pending at End of Period						162

BURNSIDE, JANET R							
	Pending at Beg of Period		New Cases Filed		Cases Transferred In / Reactivated		Total
	143		17		7		167
Terminations							
	Bankruptcy	Default	RefVacated	Court Trial	Dismiss	Other	Total
	2	14	0	0	2	9	27
	Total Pending at End of Period						140

CALABRESE, DEENA R							
	Pending at Beg of Period		New Cases Filed		Cases Transferred In / Reactivated		Total
	123		17		5		145
Terminations							
	Bankruptcy	Default	RefVacated	Court Trial	Dismiss	Other	Total
	4	6	0	0	4	11	25
	Total Pending at End of Period						120

CLANCY, MAUREEN							
	Pending at Beg of Period		New Cases Filed		Cases Transferred In / Reactivated		Total
	141		19		12		172
Terminations							
	Bankruptcy	Default	RefVacated	Court Trial	Dismiss	Other	Total
	1	14	0	0	7	12	34
	Total Pending at End of Period						138

COLLIER-WILLIAMS, CASSANDRA							
	Pending at Beg of Period		New Cases Filed		Cases Transferred In / Reactivated		Total
	141		18		8		167
Terminations							
	Bankruptcy	Default	RefVacated	Court Trial	Dismiss	Other	Total
	3	4	0	0	3	14	24
	Total Pending at End of Period						143

CORRIGAN, BRIAN J

CUYAHOGA COUNTY COURT OF COMMON PLEAS

DATE: 04/12/2016
TIME: 09:29 AM

Foreclosure Statistics by Judge
Reporting Period: March 2016

PAGE: 2
CMSR1062

Judge

	Pending at Beg of Period		New Cases Filed		Cases Transferred In / Reactivated		Total
	131		19		3		153
Terminations							
	Bankruptcy	Default	RefVacated	Court Trial	Dismiss	Other	Total
	0	4	0	0	8	7	19
	Total Pending at End of Period						134

CORRIGAN, PETER J							
	Pending at Beg of Period		New Cases Filed		Cases Transferred In / Reactivated		Total
	122		17		7		146
Terminations							
	Bankruptcy	Default	RefVacated	Court Trial	Dismiss	Other	Total
	0	13	0	0	6	14	33
	Total Pending at End of Period						113

DONNELLY, MICHAEL P							
	Pending at Beg of Period		New Cases Filed		Cases Transferred In / Reactivated		Total
	142		20		7		169
Terminations							
	Bankruptcy	Default	RefVacated	Court Trial	Dismiss	Other	Total
	0	7	0	0	10	7	24
	Total Pending at End of Period						145

FRIEDLAND, CAROLYN B							
	Pending at Beg of Period		New Cases Filed		Cases Transferred In / Reactivated		Total
	125		20		8		153
Terminations							
	Bankruptcy	Default	RefVacated	Court Trial	Dismiss	Other	Total
	0	6	0	0	6	10	22
	Total Pending at End of Period						131

FRIEDMAN, STUART A							
	Pending at Beg of Period		New Cases Filed		Cases Transferred In / Reactivated		Total
	163		20		8		191
Terminations							
	Bankruptcy	Default	RefVacated	Court Trial	Dismiss	Other	Total
	0	14	0	0	5	7	26
	Total Pending at End of Period						165

FUERST, NANCY A							
	Pending at Beg of Period		New Cases Filed		Cases Transferred In / Reactivated		Total
	167		21		6		194
Terminations							
	Bankruptcy	Default	RefVacated	Court Trial	Dismiss	Other	Total
	2	14	0	0	10	16	42
	Total Pending at End of Period						152

GALL, STEVEN E							
	Pending at Beg of Period		New Cases Filed		Cases Transferred In / Reactivated		Total
	133		20		5		158
Terminations							
	Bankruptcy	Default	RefVacated	Court Trial	Dismiss	Other	Total
	1	11	0	0	1	10	23
	Total Pending at End of Period						135

GALLAGHER, HOLLIE L

CUYAHOGA COUNTY COURT OF COMMON PLEAS

DATE: 04/12/2016
TIME: 09:29 AM

Foreclosure Statistics by Judge
Reporting Period: March 2016

PAGE: 3
CMSR1062

Judge

	Pending at Beg of Period		New Cases Filed		Cases Transferred In / Reactivated		Total
	117		15		5		137
Terminations							
	Bankruptcy	Default	RefVacated	Court Trial	Dismiss	Other	Total
	1	9	0	0	7	12	29
	Total Pending at End of Period						108
<hr/>							
GALLAGHER, SHANNON M							
	Pending at Beg of Period		New Cases Filed		Cases Transferred In / Reactivated		Total
	145		17		5		167
Terminations							
	Bankruptcy	Default	RefVacated	Court Trial	Dismiss	Other	Total
	1	1	0	0	6	4	12
	Total Pending at End of Period						155
<hr/>							
GAUL, DANIEL							
	Pending at Beg of Period		New Cases Filed		Cases Transferred In / Reactivated		Total
	162		15		5		182
Terminations							
	Bankruptcy	Default	RefVacated	Court Trial	Dismiss	Other	Total
	2	12	0	0	10	14	38
	Total Pending at End of Period						144
<hr/>							
JACKSON, MICHAEL E							
	Pending at Beg of Period		New Cases Filed		Cases Transferred In / Reactivated		Total
	124		18		5		147
Terminations							
	Bankruptcy	Default	RefVacated	Court Trial	Dismiss	Other	Total
	0	9	0	0	6	9	24
	Total Pending at End of Period						123
<hr/>							
MATIA, DAVID T							
	Pending at Beg of Period		New Cases Filed		Cases Transferred In / Reactivated		Total
	130		19		7		156
Terminations							
	Bankruptcy	Default	RefVacated	Court Trial	Dismiss	Other	Total
	0	0	0	0	6	4	10
	Total Pending at End of Period						146
<hr/>							
MCCLELLAND, ROBERT C							
	Pending at Beg of Period		New Cases Filed		Cases Transferred In / Reactivated		Total
	115		18		2		135
Terminations							
	Bankruptcy	Default	RefVacated	Court Trial	Dismiss	Other	Total
	1	7	0	0	11	10	29
	Total Pending at End of Period						106
<hr/>							
MCCORMICK, TIMOTHY							
	Pending at Beg of Period		New Cases Filed		Cases Transferred In / Reactivated		Total
	120		14		10		144
Terminations							
	Bankruptcy	Default	RefVacated	Court Trial	Dismiss	Other	Total
	1	7	0	0	14	11	33
	Total Pending at End of Period						111
<hr/>							
MCDONNELL, NANCY R							

CUYAHOGA COUNTY COURT OF COMMON PLEAS

DATE: 04/12/2016
TIME: 09:29 AM

Foreclosure Statistics by Judge
Reporting Period: March 2016

PAGE: 4
CMSR1062

Judge

Pending at Beg of Period		New Cases Filed		Cases Transferred In / Reactivated			Total
125		19		9			153
Terminations	Bankruptcy	Default	RefVacated	Court Trial	Dismiss	Other	Total
	0	9	0	0	10	6	25
Total Pending at End of Period							128
<hr/>							
MCMONAGLE, MATTHEW A		New Cases Filed		Cases Transferred In / Reactivated			Total
Pending at Beg of Period		17		5			157
135							
Terminations	Bankruptcy	Default	RefVacated	Court Trial	Dismiss	Other	Total
	1	14	0	0	2	10	27
Total Pending at End of Period							130
<hr/>							
O'DONNELL, JOHN P		New Cases Filed		Cases Transferred In / Reactivated			Total
Pending at Beg of Period		21		2			152
129							
Terminations	Bankruptcy	Default	RefVacated	Court Trial	Dismiss	Other	Total
	1	11	0	0	12	10	34
Total Pending at End of Period							118
<hr/>							
RUSSO, JOHN J		New Cases Filed		Cases Transferred In / Reactivated			Total
Pending at Beg of Period		11		9			76
56							
Terminations	Bankruptcy	Default	RefVacated	Court Trial	Dismiss	Other	Total
	0	0	0	0	1	11	12
Total Pending at End of Period							64
<hr/>							
RUSSO, JOSEPH D		New Cases Filed		Cases Transferred In / Reactivated			Total
Pending at Beg of Period		17		8			150
125							
Terminations	Bankruptcy	Default	RefVacated	Court Trial	Dismiss	Other	Total
	0	8	0	0	3	11	22
Total Pending at End of Period							128
<hr/>							
RUSSO, MICHAEL J		New Cases Filed		Cases Transferred In / Reactivated			Total
Pending at Beg of Period		17		6			165
142							
Terminations	Bankruptcy	Default	RefVacated	Court Trial	Dismiss	Other	Total
	0	7	0	1	3	13	24
Total Pending at End of Period							141
<hr/>							
RUSSO, NANCY MARGARET		New Cases Filed		Cases Transferred In / Reactivated			Total
Pending at Beg of Period		21		7			125
97							
Terminations	Bankruptcy	Default	RefVacated	Court Trial	Dismiss	Other	Total
	3	6	0	0	16	4	29
Total Pending at End of Period							96
<hr/>							
SAFFOLD, SHIRLEY STRICKLAND							

CUYAHOGA COUNTY COURT OF COMMON PLEAS

DATE: 04/12/2016
TIME: 09:29 AM

Foreclosure Statistics by Judge
Reporting Period: March 2016

PAGE: 5
CMSR1062

Judge

Pending at Beg of Period		New Cases Filed		Cases Transferred In / Reactivated			Total
128		17		12			157
Terminations	Bankruptcy	Default	RefVacated	Court Trial	Dismiss	Other	Total
	2	4	0	0	6	10	22
Total Pending at End of Period							135
<hr/>							
SHEEHAN, BRENDAN J							
Pending at Beg of Period		New Cases Filed		Cases Transferred In / Reactivated			Total
123		15		8			146
Terminations	Bankruptcy	Default	RefVacated	Court Trial	Dismiss	Other	Total
	1	11	0	0	4	17	33
Total Pending at End of Period							113
<hr/>							
SUTULA, JOHN D							
Pending at Beg of Period		New Cases Filed		Cases Transferred In / Reactivated			Total
147		14		2			163
Terminations	Bankruptcy	Default	RefVacated	Court Trial	Dismiss	Other	Total
	1	4	0	0	6	15	26
Total Pending at End of Period							137
<hr/>							
SUTULA, KATHLEEN ANN							
Pending at Beg of Period		New Cases Filed		Cases Transferred In / Reactivated			Total
111		24		7			142
Terminations	Bankruptcy	Default	RefVacated	Court Trial	Dismiss	Other	Total
	0	14	0	0	4	9	27
Total Pending at End of Period							115
<hr/>							
SYNENBERG, JOAN							
Pending at Beg of Period		New Cases Filed		Cases Transferred In / Reactivated			Total
107		15		5			127
Terminations	Bankruptcy	Default	RefVacated	Court Trial	Dismiss	Other	Total
	1	6	0	0	4	10	21
Total Pending at End of Period							106
<hr/>							
VILLANUEVA, JOSE A							
Pending at Beg of Period		New Cases Filed		Cases Transferred In / Reactivated			Total
137		16		6			159
Terminations	Bankruptcy	Default	RefVacated	Court Trial	Dismiss	Other	Total
	2	13	0	0	7	9	31
Total Pending at End of Period							128

Monthly Summary

MONTHLY SUMMARY

March 2016

NAME	PEND	ASSIGNED			TRIALS						DISP	PENDING				+ -
		CV	CR	TOT	JURY			COURT				CV	FR	CR	TOT	
Dick Ambrose	447	61	44	105	0	3	3	1	1	2	92	238	114	108	460	- 13
Michael K. Astrab	466	54	35	89	0	0	0	0	0	0	90	206	135	124	465	+ 1
Pamela A. Barker	413	52	35	87	0	0	0	0	0	0	81	183	162	74	419	- 6
Janet R. Burnside	468	57	40	97	0	2	2	0	1	1	94	232	138	101	471	- 3
Deena R. Calabrese	442	62	41	103	0	0	0	0	0	0	83	229	120	113	462	- 20
Maureen Clancy	414	64	46	110	0	0	0	0	0	0	104	194	138	88	420	- 6
Cassandra Collier-Willia	448	59	35	94	0	1	1	0	0	0	97	179	143	123	445	+ 3
Brian J. Corrigan	504	57	40	97	1	1	2	0	0	0	75	266	133	127	526	- 22
Peter J. Corrigan	481	56	34	90	0	2	2	2	0	2	109	217	113	132	462	+ 19
Michael P. Donnelly	437	61	42	103	0	0	0	0	1	1	91	199	144	106	449	- 12
Carolyn B. Friedland	491	58	42	100	0	0	0	0	0	0	78	224	131	158	513	- 22
Stuart A. Friedman	440	58	28	86	0	0	0	1	0	1	76	181	165	104	450	- 10
Nancy A. Fuerst	434	56	37	93	0	0	0	0	0	0	93	200	152	82	434	0
Steven E. Gall	419	57	32	89	0	1	1	0	0	0	86	187	135	100	422	- 3
Hollie L. Gallagher	382	59	33	92	0	0	0	0	0	0	88	209	108	69	386	- 4
Shannon M. Gallagher	449	52	37	89	0	0	0	0	0	0	78	222	153	85	460	- 11
Daniel Gaul	534	57	41	98	0	1	1	0	0	0	108	239	144	141	524	+ 10
Michael E Jackson	559	56	54	110	0	2	2	0	2	2	133	234	123	179	536	+ 23
David T. Matia	393	59	42	101	0	0	0	0	0	0	68	185	146	95	426	- 33
Robert C. McClelland	504	54	40	94	0	0	0	0	2	2	107	261	106	124	491	+ 13
Timothy McCormick	396	63	51	114	0	0	0	0	0	0	110	200	109	91	400	- 4
Nancy R. McDonnell	387	57	28	85	0	1	1	0	0	0	91	176	127	78	381	+ 6
Matthew A McMonagle	394	55	46	101	0	0	0	0	1	1	83	150	126	136	412	- 18
John P. O'Donnell	428	56	29	85	1	0	1	2	0	2	81	232	117	83	432	- 4
John J. Russo	175	35	12	47	0	0	0	0	0	0	28	107	64	23	194	- 19
Joseph D. Russo	457	58	32	90	0	0	0	0	1	1	70	207	128	142	477	- 20
Michael J. Russo	401	54	19	73	0	0	0	0	0	0	76	200	139	59	398	+ 3
Nancy Margaret Russo	247	59	32	91	0	1	1	0	2	2	86	100	95	57	252	- 5
Shirley Strickland Saffold	442	64	36	100	0	2	2	0	0	0	108	193	135	106	434	+ 8
Brendan J. Sheehan	346	58	50	108	2	2	4	0	2	2	95	154	113	92	359	- 13
John D. Sutula	572	50	44	94	0	1	1	0	0	0	80	291	136	159	586	- 14
Kathleen Ann Sutula	382	59	39	98	1	1	2	0	0	0	110	175	115	80	370	+ 12
Joan Synenberg	376	59	30	89	0	2	2	0	1	1	93	192	105	75	372	+ 4
José A. Villanueva	518	60	41	101	1	0	1	0	0	0	94	244	128	153	525	- 7
TOTALS	14646	1936	1267	3203	6	23	29	6	14	20	3036	6906	4340	3567	14813	- 167

Year to Date Summary

SUMMARY FOR THE COURT

January - March 2016

NAME	PEND	ASSIGNED			TRIALS						DISP	PENDING				+ -
		CV	CR	TOT	JURY			COURT				CV	FR	CR	TOT	
					CV	CR	TOT	CV	CR	TOT		CV	FR	CR	TOT	
Dick Ambrose	435	167	96	263	1	3	4	1	1	2	238	238	114	108	460	- 25
Michael K. Astrab	485	161	86	247	0	0	0	0	0	0	267	206	135	124	465	+ 20
Pamela A. Barker	426	161	88	249	1	0	1	0	1	1	256	183	162	74	419	+ 7
Janet R. Burnside	436	162	101	263	0	2	2	1	2	3	228	232	138	101	471	- 35
Deena R. Calabrese	453	171	97	268	1	5	6	0	0	0	259	229	120	113	462	- 9
Maureen Clancy	374	184	109	293	0	1	1	0	1	1	247	194	138	88	420	- 46
Cassandra Collier-Willia	456	172	94	266	0	1	1	0	1	1	277	179	143	123	445	+ 11
Brian J. Corrigan	483	165	98	263	1	3	4	0	1	1	220	266	133	127	526	- 43
Peter J. Corrigan	466	162	93	255	1	2	3	2	0	2	259	217	113	132	462	+ 4
Michael P. Donnelly	426	176	102	278	0	0	0	0	1	1	255	199	144	106	449	- 23
Carolyn B. Friedland	483	161	109	270	1	1	2	0	0	0	240	224	131	158	513	- 30
Stuart A. Friedman	450	157	80	237	0	0	0	1	0	1	237	181	165	104	450	0
Nancy A. Fuerst	432	162	95	257	0	2	2	0	0	0	255	200	152	82	434	- 2
Steven E. Gall	429	164	97	261	0	2	2	0	0	0	268	187	135	100	422	+ 7
Hollie L. Gallagher	374	179	87	266	0	2	2	0	0	0	254	209	108	69	386	- 12
Shannon M. Gallagher	427	166	88	254	0	0	0	0	0	0	221	222	153	85	460	- 33
Daniel Gaul	513	171	108	279	0	1	1	0	0	0	268	239	144	141	524	- 11
Michael E Jackson	517	165	134	299	1	4	5	1	3	4	280	234	123	179	536	- 19
David T. Matia	439	159	102	261	0	0	0	0	0	0	274	185	146	95	426	+ 13
Robert C. McClelland	511	160	111	271	0	0	0	2	3	5	291	261	106	124	491	+ 20
Timothy McCormick	361	176	105	281	0	1	1	0	0	0	242	200	109	91	400	- 39
Nancy R. McDonnell	393	163	89	252	0	3	3	0	1	1	264	176	127	78	381	+ 12
Matthew A McMonagle	391	155	104	259	1	0	1	0	2	2	238	150	126	136	412	- 21
John P. O'Donnell	438	166	79	245	3	2	5	2	0	2	251	232	117	83	432	+ 6
John J. Russo	177	87	33	120	0	0	0	0	0	0	103	107	64	23	194	- 17
Joseph D. Russo	461	168	86	254	0	2	2	0	2	2	238	207	128	142	477	- 16
Michael J. Russo	404	161	73	234	0	1	1	0	1	1	240	200	139	59	398	+ 6
Nancy Margaret Russo	238	163	77	240	2	1	3	0	2	2	226	100	95	57	252	- 14
Shirley Strickland Saffold	415	175	101	276	0	3	3	0	0	0	257	193	135	106	434	- 19
Brendan J. Sheehan	361	160	98	258	2	5	7	0	2	2	260	154	113	92	359	+ 2
John D. Sutula	575	155	102	257	1	1	2	0	2	2	246	291	136	159	586	- 11
Kathleen Ann Sutula	372	172	90	262	1	2	3	0	0	0	264	175	115	80	370	+ 2
Joan Synenberg	416	163	84	247	1	2	3	0	1	1	291	192	105	75	372	+ 44
José A. Villanueva	486	168	117	285	2	2	4	0	1	1	246	244	128	153	525	- 39
TOTALS	14503	5557	3213	8770	20	54	74	10	28	38	8460	6906	4340	3567	14813	- 310

Corrections/Adjustments