



**CUYAHOGA COUNTY COMMON PLEAS COURT**

***Statistics Report  
June 2017***

***John J. Russo  
Administrative and Presiding Judge***

**TABLE OF CONTENTS**

**Criminal Statistics**

Newly Filed, Re-Activated and Transferred in Cases _____	4
Yearly Criminal Terminations _____	5
Pending Criminal Cases End of Period _____	6
Clearance Rate _____	7
Arrest to Disposition Timeline _____	8
Average Arrest to Disposition Timeline (Jail Cases) _____	9
Average Arrest to Disposition Timeline (Non-Jail Cases) _____	10
Average Arrest to Disposition Timeline (Jail and Non-Jail Cases) _____	11
Yearly Average Arrest to Disposition Timeline _____	12
Indictments and Informations Filed With the Clerk of Courts _____	13
Bail Case Arraignment Activity _____	14
Overall Arraignment Statistics _____	15

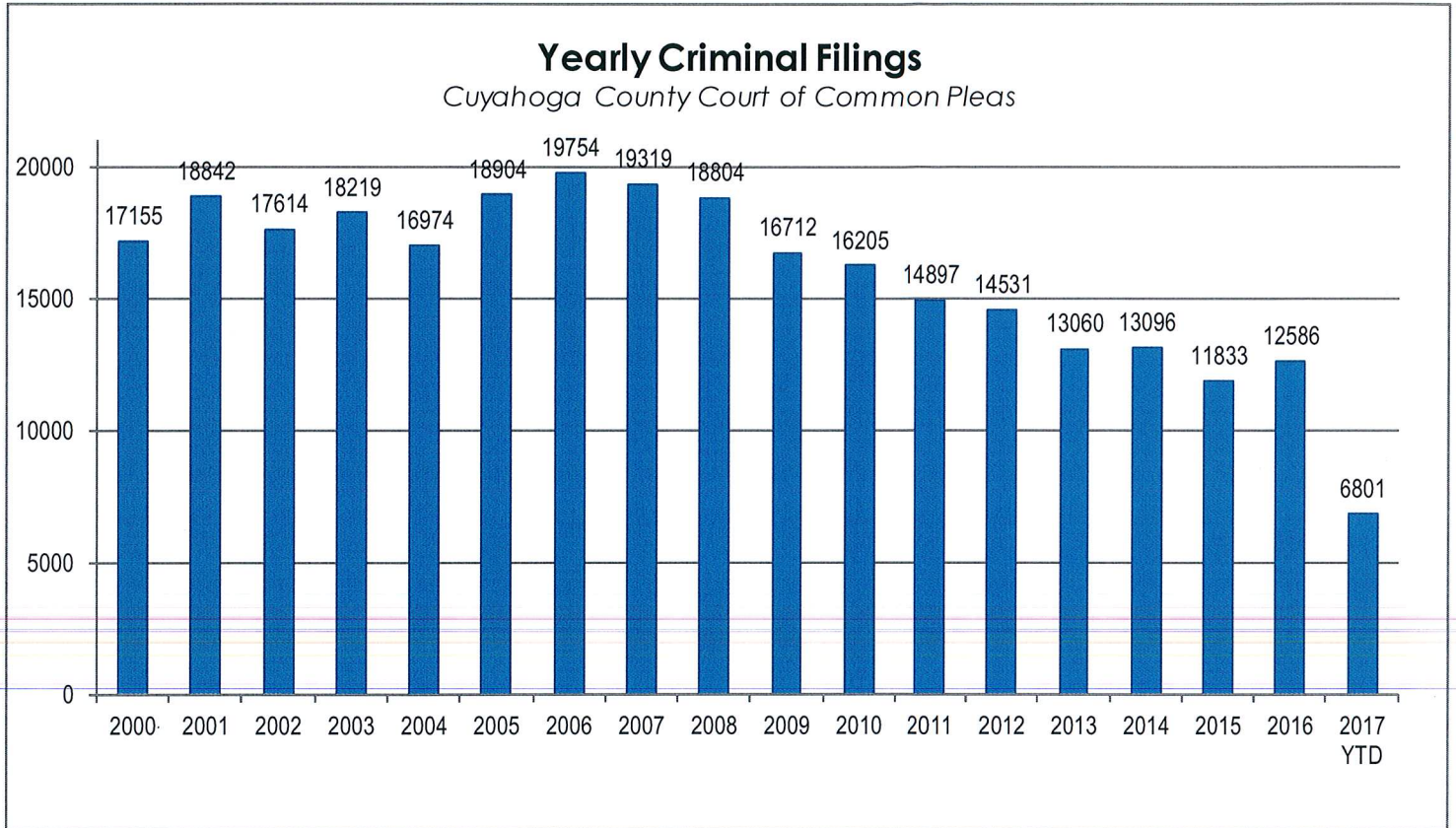
**Foreclosure Statistics**

Total Pending Judicial Foreclosure Cases Referred to Magistrates _____	17
Total Pending Tax Lien & Certificate Cases Referred to Magistrates _____	18
Percentage of Pending Judicial Foreclosure Cases By Filing Year _____	19
Judicial Foreclosure Clearance Rate Year 2017 _____	20
Avg. Number of Days to Disp. (Excl. Bank. Stays & Tax Lien & Tax Cert.) _____	21
Avg. Number of Days to Disp. (Excl. Bank. Stays & Incl. Tax Lien & Tax Cert.) _____	22
Total New Judicial Foreclosure Filings _____	23
New Marsh of Lien/Quiet Title/Partition Case Filings for Years 2005 – 2017 YTD _____	24
New Marsh of Lien/Quiet Title/Partition Case Filings by month for 2017 YTD _____	24
New Tax Lien & Certificate Filings for Years 2005 – 2017 YTD _____	25
New Tax Lien & Certificate Filings by Month for Year 2017 YTD _____	25
Total New Judicial Foreclosure Filings Years 2005 – 2017 YTD _____	26
Total New Judicial Foreclosure Filings by Month for Year 2017 YTD _____	26
Magistrate’s Monthly Reports _____	27
Report CMSR1062 - Judicial Foreclosure Statistics by Judge _____	35
Monthly Summary _____	41
Year to Date Summary _____	43
Corrections/Adjustments _____	45

# *Criminal Case Statistics*

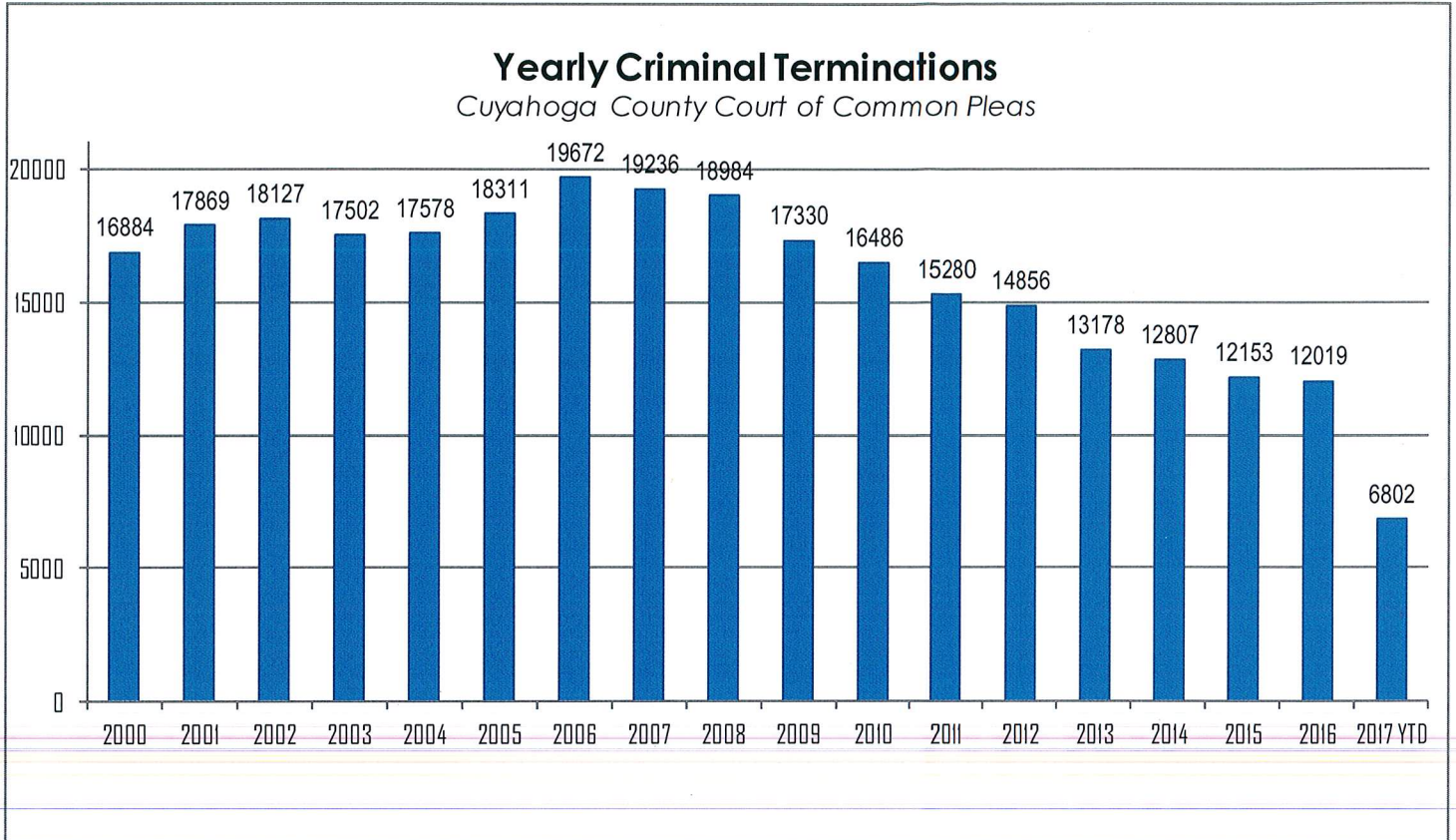
## Newly Filed, Re-Activated and Transferred in Cases

The following chart is a representation of all filed cases in Cuyahoga County Court of Common Pleas from 2000 – June 2017. Newly filed cases are defined as having been arraigned and assigned to a Judge. Re-activated cases are defined as cases where a defendant was unavailable for trial and has now become ready to proceed. Transferred cases are defined as cases moved from one judge's docket to another. This could be due to re-assignment to a Mental Health Judge or after additional information indicates that by Court rule, the case should have been assigned to another Judge.



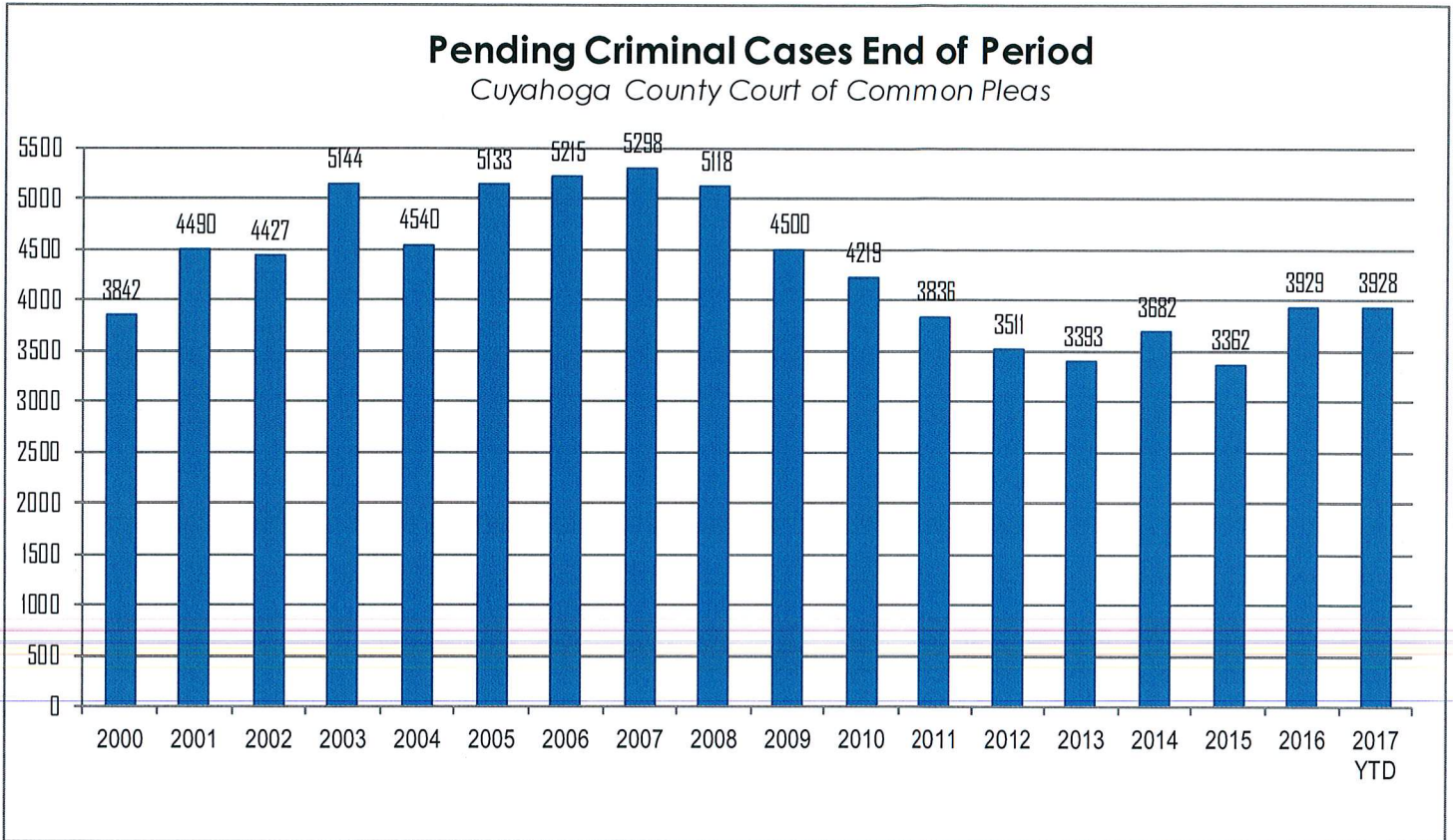
**Yearly Criminal Terminations**

The following chart represents cases that have been terminated by the court from 2000 – June 2017. These cases have been terminated either by trial; plea, dismissal or a defendant is unavailable for trial or sentencing.



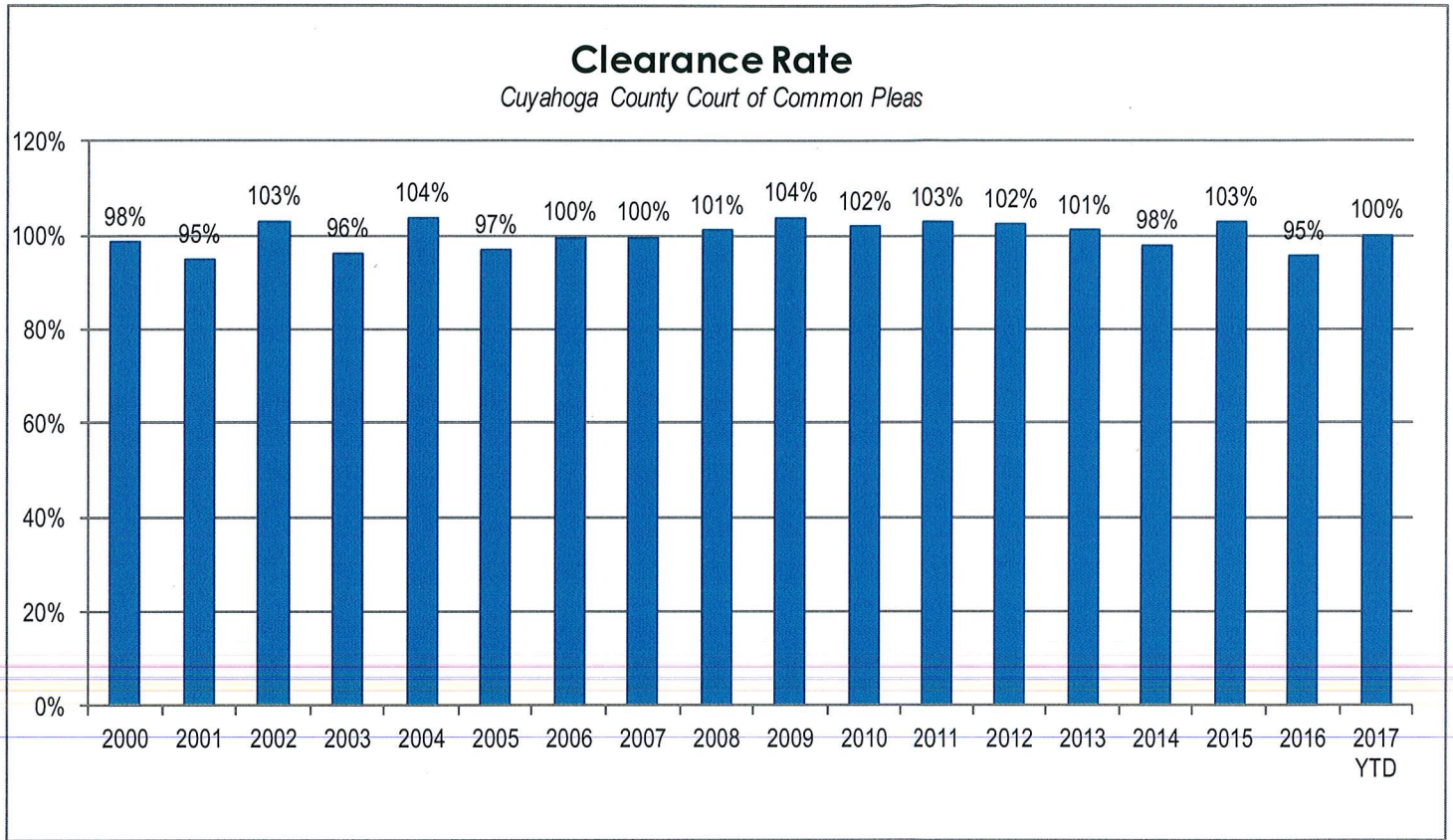
***Pending Criminal Cases End of Period***

The following chart represents the total number of cases pending at the end of the reporting period from 2000 – June 2017. Pending criminal cases at the end of the period is determined by adding the total number of pending cases at the beginning of the reporting period, and all newly filed, re-activated and transferred in cases. The total number of cases terminated in the period is subtracted from the sum total pending at the beginning of the period to give the value pending at the end of the period.



Clearance Rate

The Clearance Rate is the total number of outgoing cases as a percentage of the number of incoming cases. Clearance rate measures whether the court is keeping up with its incoming caseload. If cases are not disposed in a timely manner, a backlog of cases awaiting disposition will grow. A Clearance Rate of 100% indicates that at least as many cases have been filed, reopened, or reactivated in a period have been disposed.



## ***Arrest to Disposition Timeline***

Arrest to disposition timeline is a method to measure how felony cases flow through the Cuyahoga County Criminal Justice System. By capturing how long a case takes to move from stage to stage, we can examine where problems may exist and where potential improvements in case processing can be made.

The source data was extracted from the Cuyahoga County Court of Common Pleas Case Management System. The overall population of sample data was based on cases terminated in a given month excluding cases that have gone through diversion programs. A case is defined as a defendant and all charges involved in a single incident. The period for the extracted data is from June 2017.

The stages examined were:

Arrest to Indictment  
Indictment to Arraignment  
Arraignment to 1<sup>st</sup> Pre-Trial  
1<sup>st</sup> Pre-Trial to Plea/Trial  
Plea/Trial to Termination

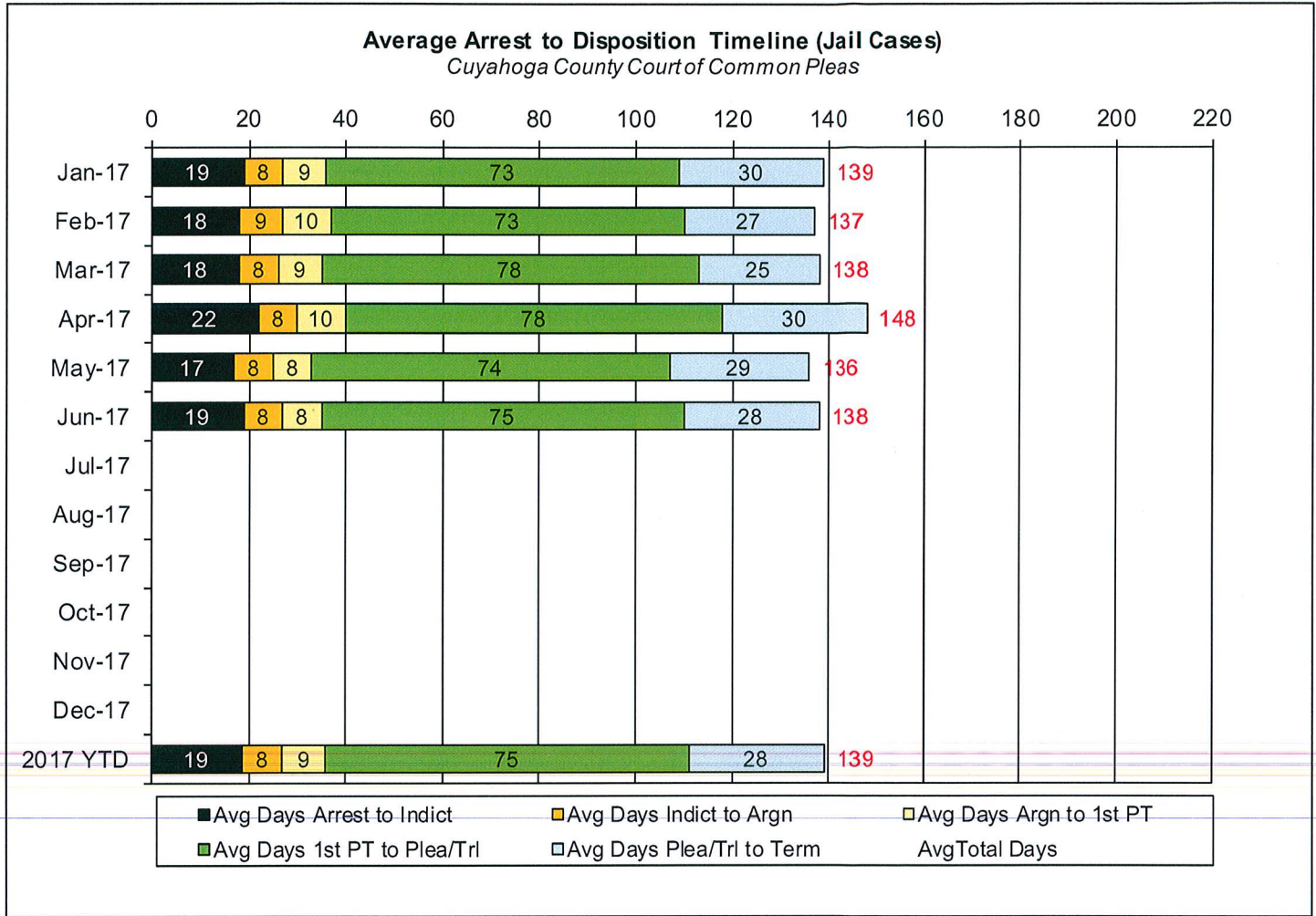
Due to the fact that each case may or may not have all of the stage date elements, a method to arrive at stage averages was applied. For a case to be included in the average for a stage there would need to be both dates for the given stage. A case would be included in the Arrest to Indictment stage if both arrest date and indictment date were available. This method was applied to each of the five stages. Next we calculated the total number of cases that met the date criteria for each of the ranges and also the total number of days between each date. To arrive at an average, the total number of days for each case in each range was calculated and divided by the total number of cases that met the date criteria. If a case had a time period or periods where the defendant was capiased or referred to the Psych Clinic, that amount of time was subtracted from the appropriate range. For re-indicted cases, the original arrest date is used.

The following three charts are for Jail, Non-Jail and combined Jail and Non-Jail cases. Jail and Non-Jail cases are defined by the posting of bond prior to plea or trial.



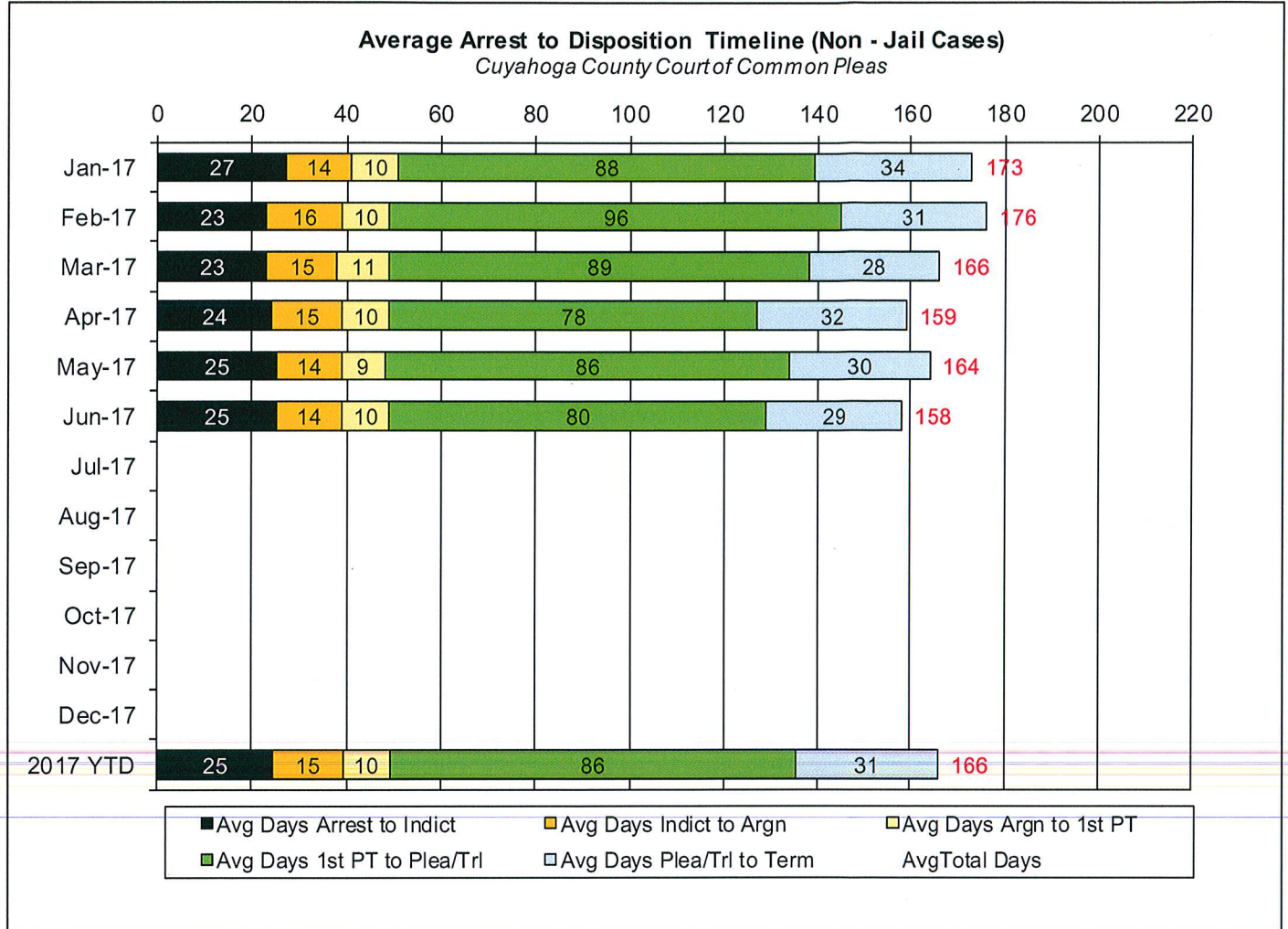
# CUYAHOGA COUNTY COMMON PLEAS COURT

## Average Arrest to Disposition Timeline (Jail Cases)



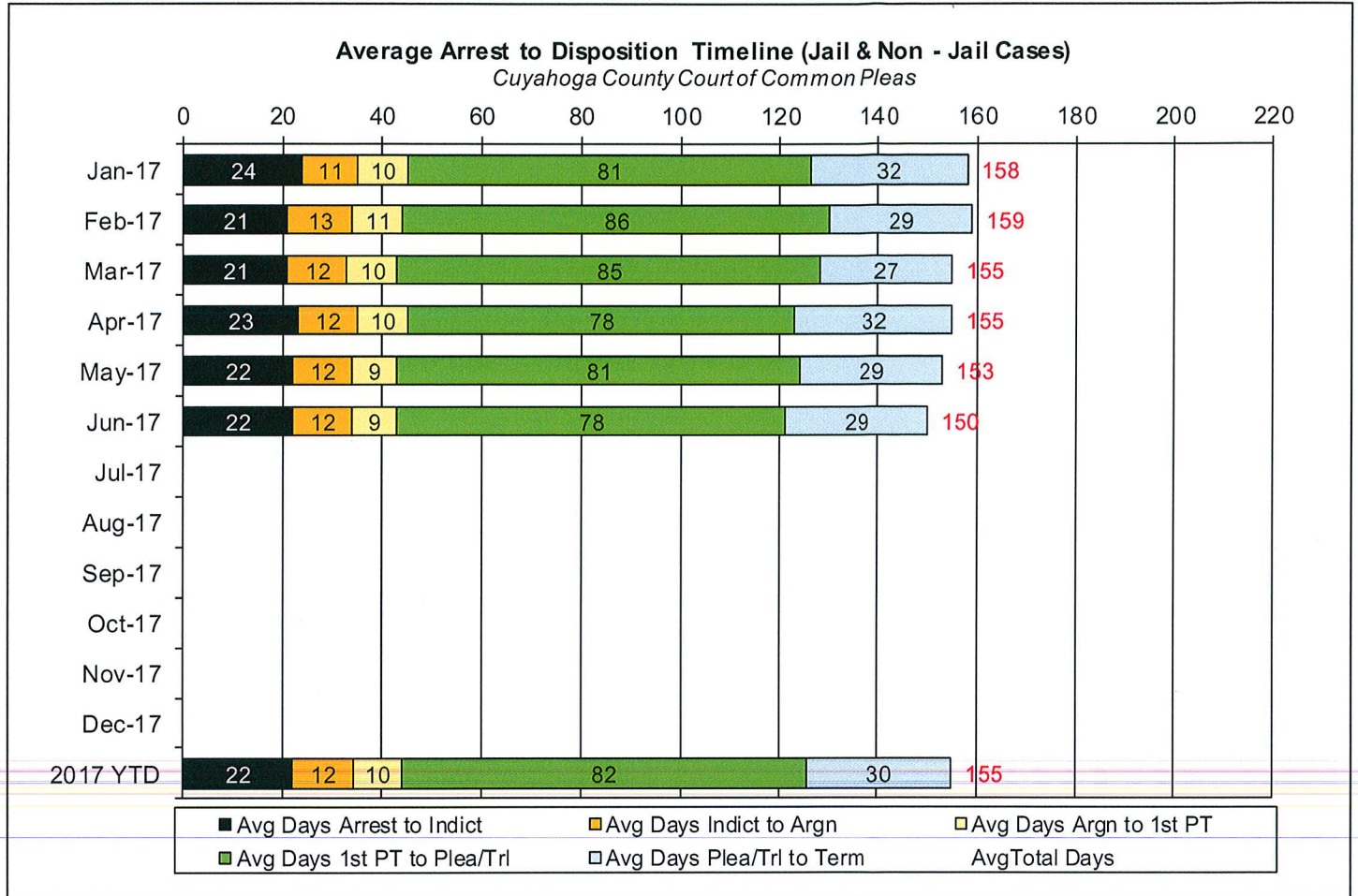
# CUYAHOGA COUNTY COMMON PLEAS COURT

## Average Arrest to Disposition Timeline (Non-Jail Cases)



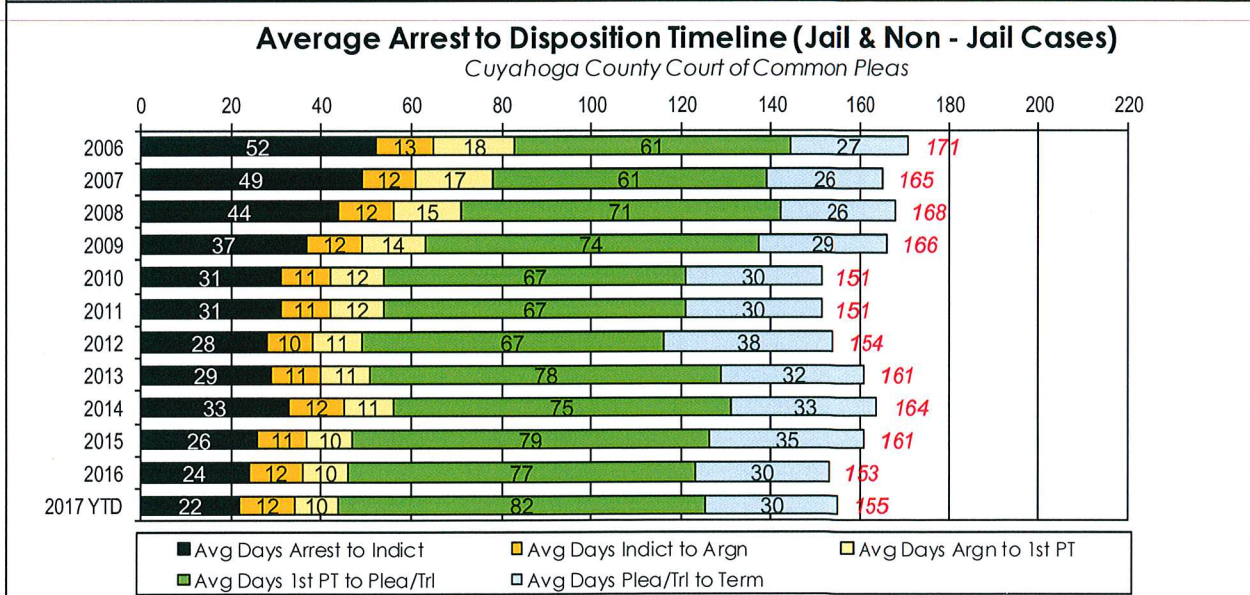
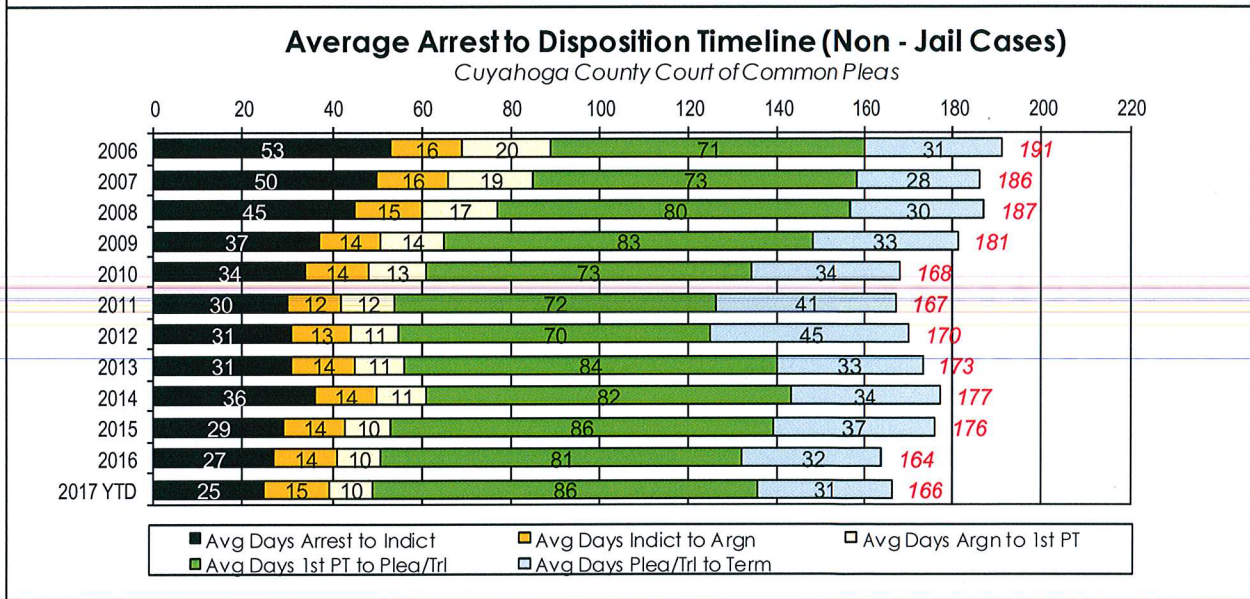
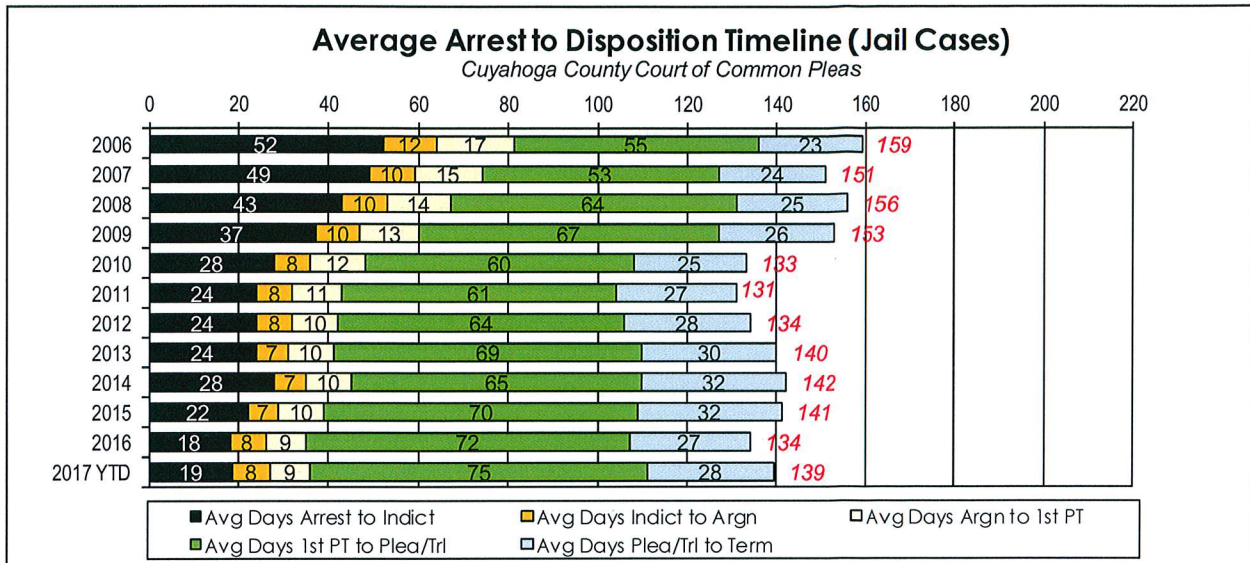
# CUYAHOGA COUNTY COMMON PLEAS COURT

## Average Arrest to Disposition Timeline (Jail and Non-Jail Cases)



# CUYAHOGA COUNTY COMMON PLEAS COURT

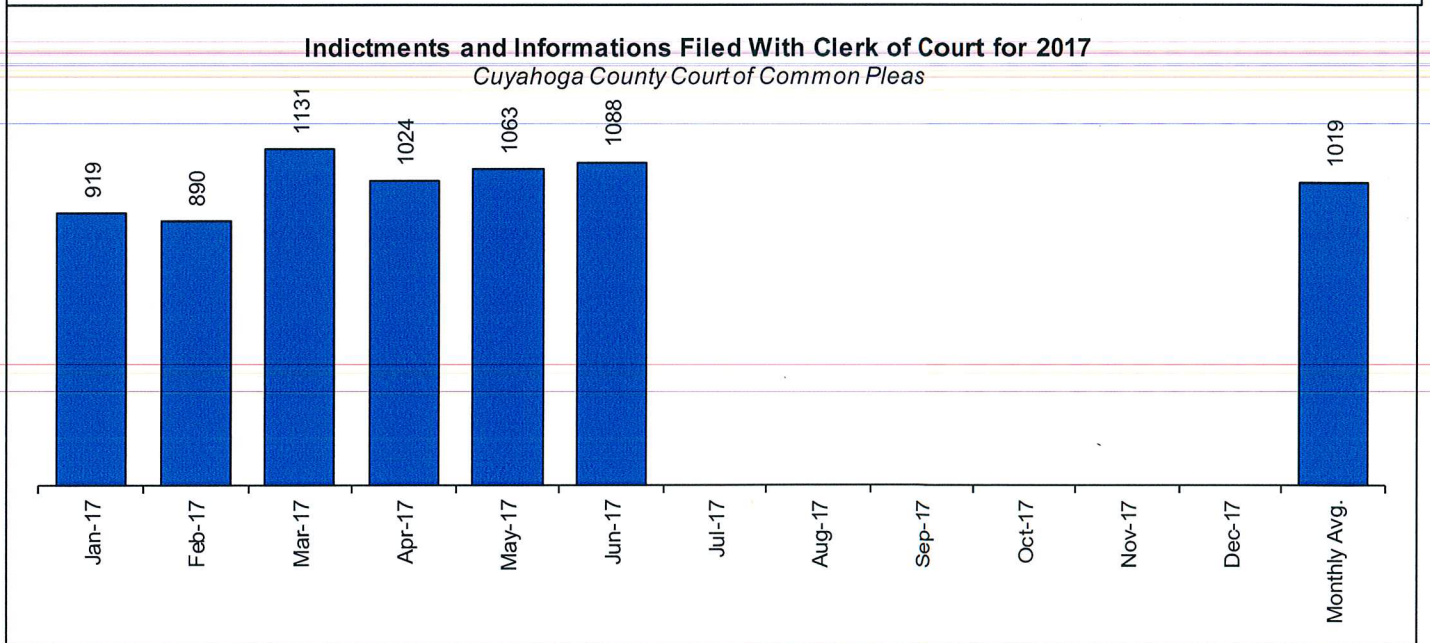
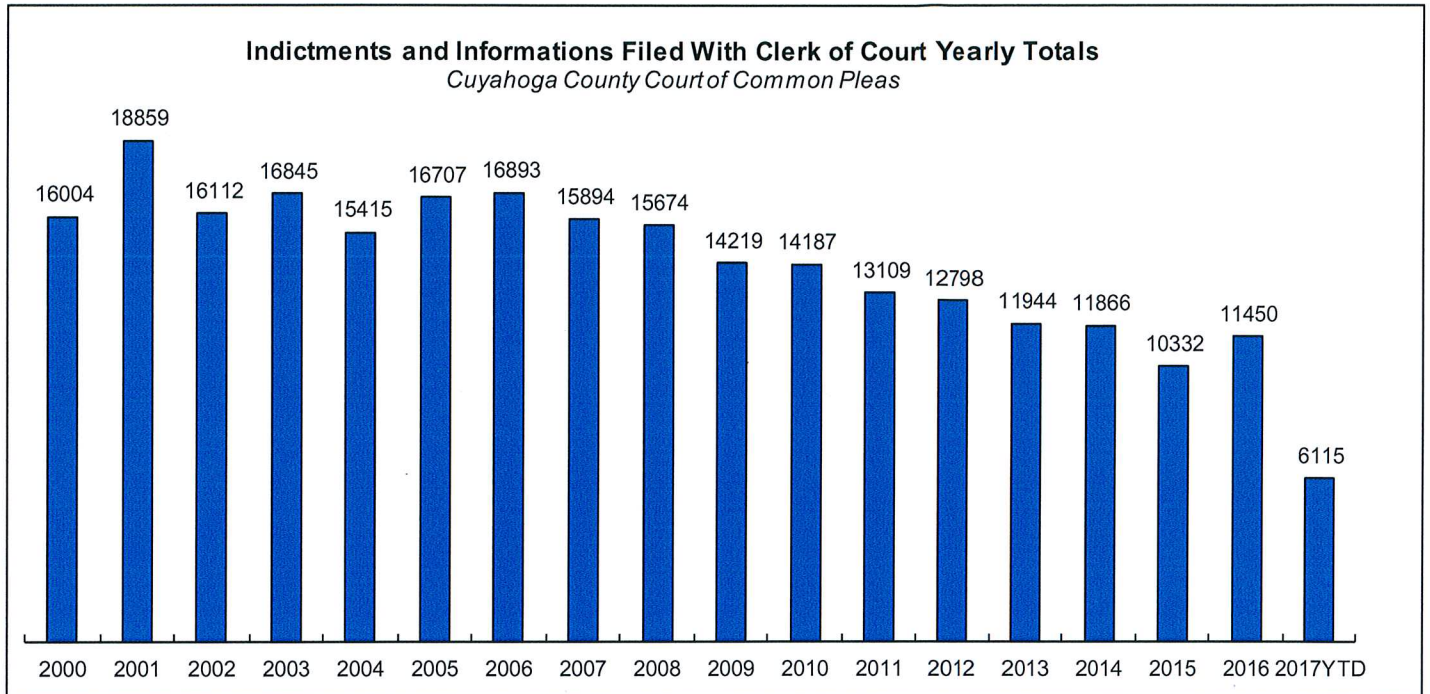
## Yearly Average Arrest to Disposition Timeline



# CUYAHOGA COUNTY COMMON PLEAS COURT

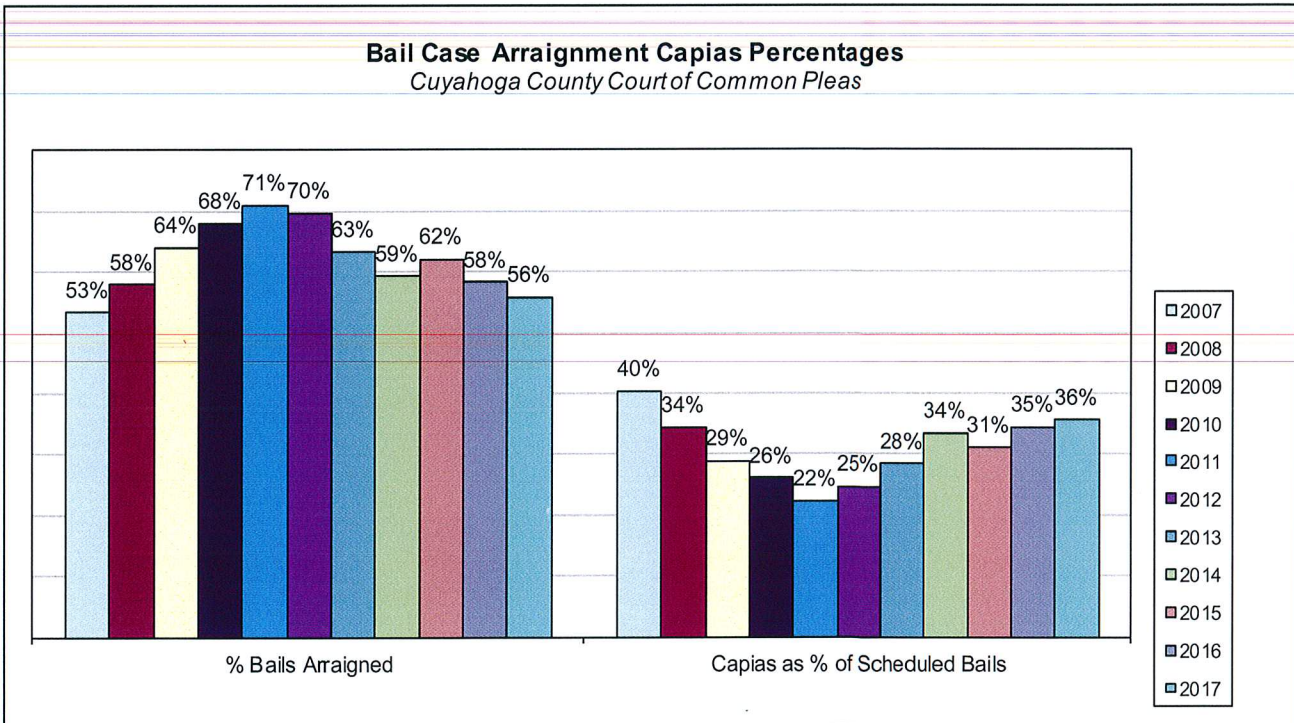
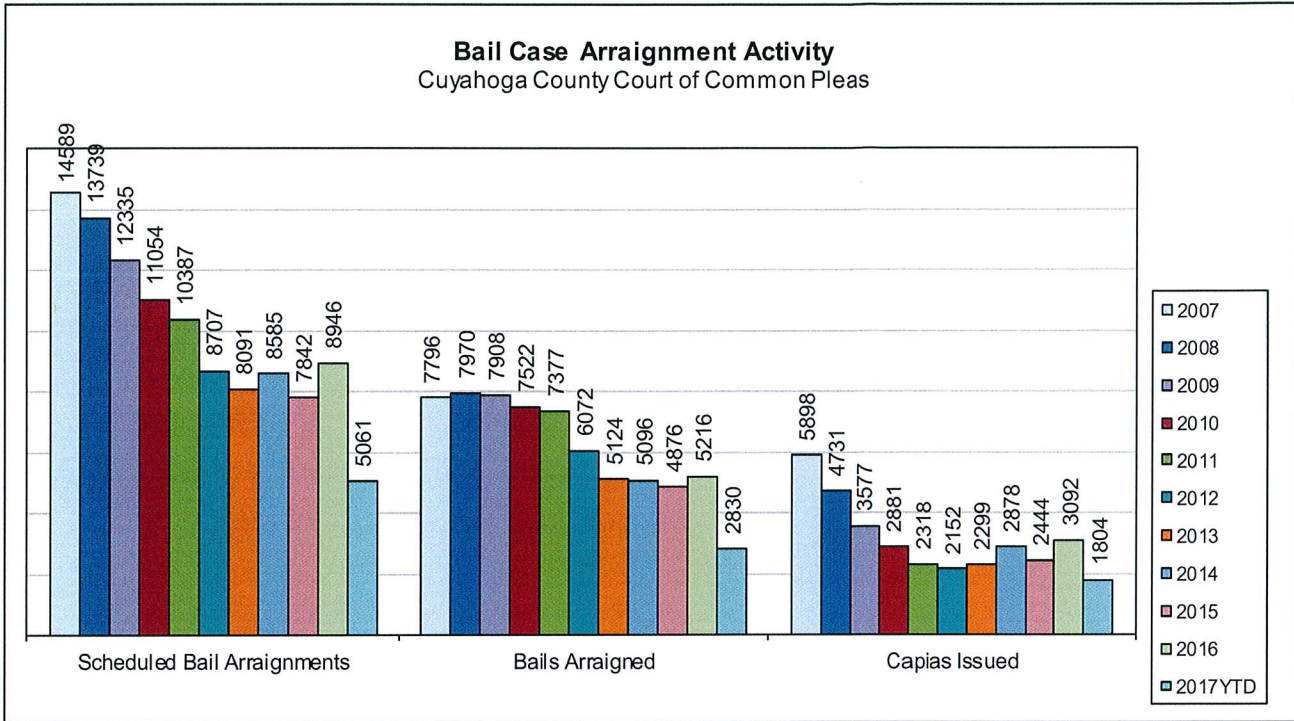
## **Indictments and Informations Filed With the Clerk of Courts**

The following charts are reflective of Indictments and Informations filed with the Criminal Clerk of Courts from 2000. The source for this information was the Criminal Clerk's Office.



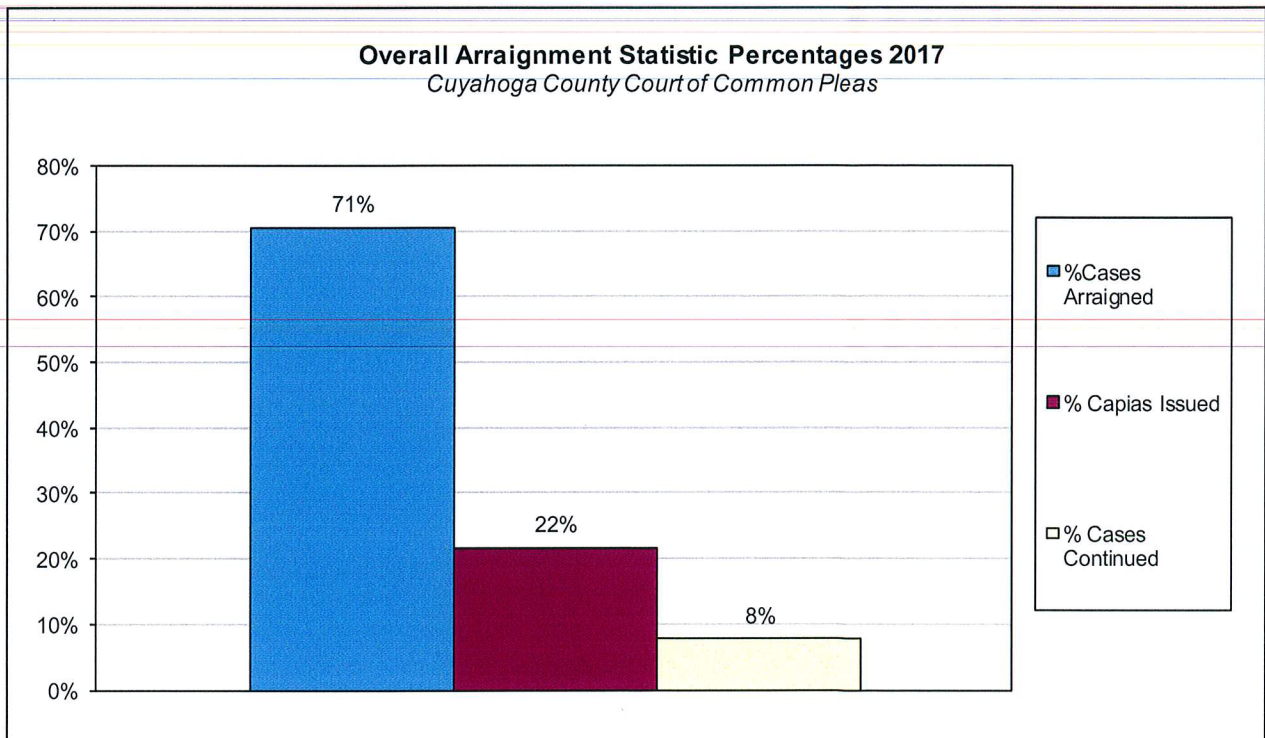
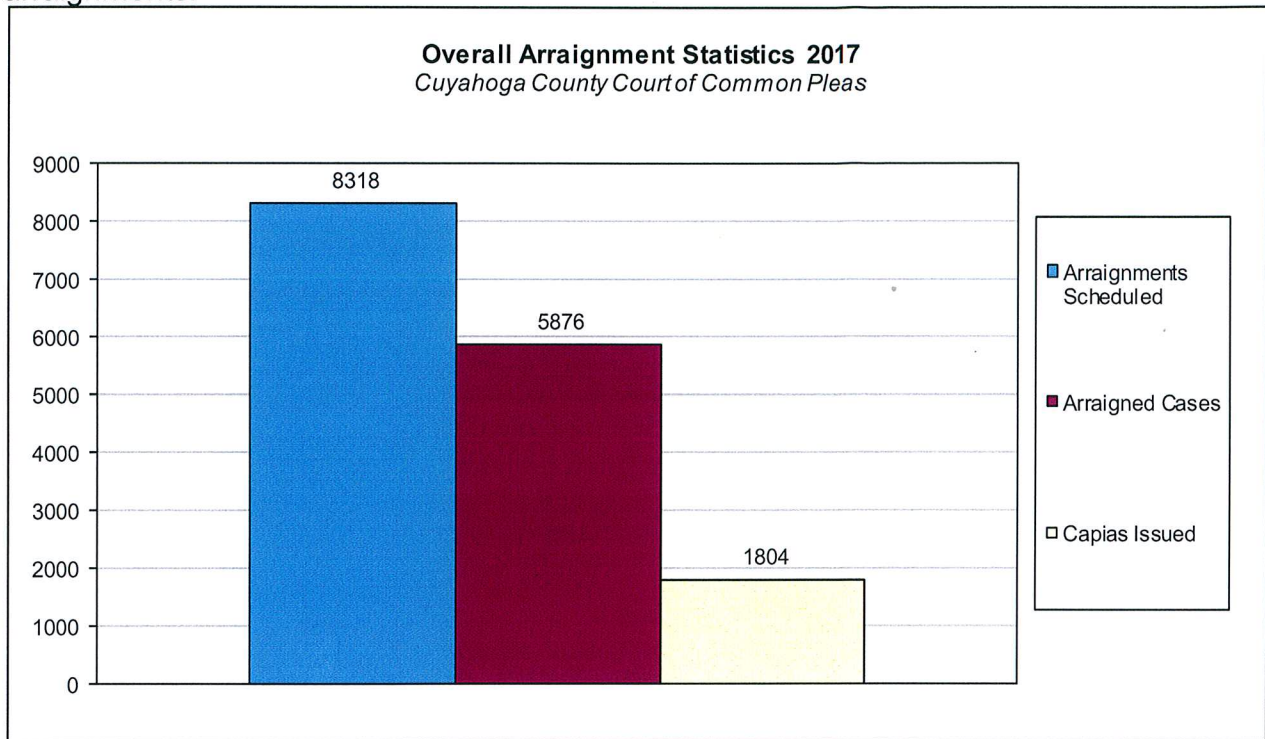
## Bail Case Arraignment Activity

The following charts are reflective of arraignment activity where the defendant was not incarcerated at the time of arraignment. The source for this information was the Criminal Records Department.



## Overall Arraignment Statistics

The arraignment statistics were provided by the Criminal Records Department. They are provided to give a representation of arraignment activity in the Court in 2017. These statistics include jail and non – jail arraignments.



# Judicial Foreclosure Statistics<sup>1</sup>

---

---

---

---

---

---

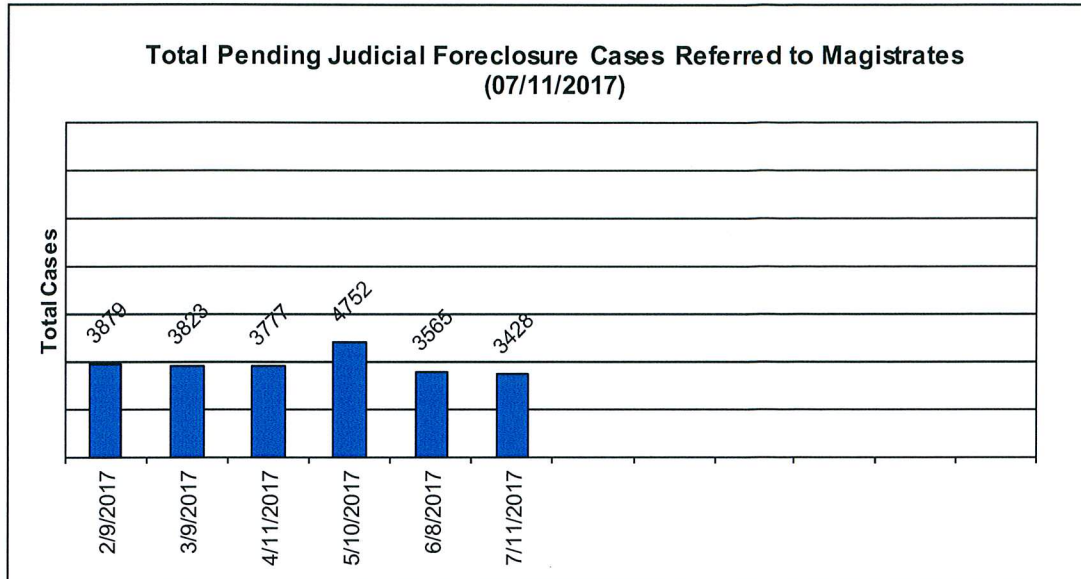
<sup>1</sup> For clarification purposes, Foreclosure cases in this report are identified as Judicial Foreclosure filings (filing codes 1460 (Foreclosure Marsh. Of Lien), 1465(Tax Lien), 1466 (Tax Certificate), 1470 (Quiet Title), and 1480 (Partition)). These cases are different from Board of Revision Foreclosures, which are not reported here.



# CUYAHOGA COUNTY COMMON PLEAS COURT

## **Total Pending Judicial Foreclosure Cases Referred to Magistrates**

The following chart is a display of the total number of pending Judicial Foreclosure cases referred to the Magistrates on specific dates. The table below shows the number of these cases pending from each year since 2000.




	As of:	2/9/2017	3/9/2017	4/11/2017	5/10/2017	6/8/2017	7/11/2017							
Year														
1992					1	1	1							
2000		0	0	0	0	0	0							
2001		0	0	0	0	0	0							
2002		0	0	0	0	0	0							
2003		1	1	0	0	0	0							
2004		0	0	0	0	0	0							
2005		0	0	0	0	0	0							
2006		0	1	0	0	0	0							
2007		1	3	1	1	1	1							
2008		1	1	1	1	1	1							
2009		2	2	2	2	2	3							
2010		3	4	3	3	1	0							
2011		7	4	5	4	5	5							
2012		7	7	7	7	9	5							
2013		16	13	11	11	12	12							
2014		74	66	62	59	53	49							
2015		367	317	265	223	191	157							
2016		2909	2508	2066	1739	1389	1148							
2017		491	896	1354	2701	1900	2046							

# CUYAHOGA COUNTY COMMON PLEAS COURT

## **Total Pending Tax Lien & Certificate Cases Referred to Magistrates**

The following chart is a display of the number of pending tax Judicial Foreclosure cases referred to the Magistrates on specific dates. The table below shows the number of pending tax Judicial Foreclosure cases in each year since 2000.




	As of:	2/9/2017	3/9/2017	4/11/2017	5/10/2017	6/8/2017	7/11/2017						
Year													
2000		0	0	0	0	0	0						
2001		0	0	0	0	0	0						
2002		0	0	0	0	0	0						
2003		0	0	0	0	0	0						
2004		0	0	0	0	0	0						
2005		0	0	0	0	0	0						
2006		0	0	0	0	0	0						
2007		0	0	0	0	0	0						
2008		0	0	0	0	0	0						
2009		0	0	0	0	0	1						
2010		1	1	1	1	1	0						
2011		2	1	1	0	0	0						
2012		0	0	0	1	1	0						
2013		3	3	1	2	2	3						
2014		17	14	15	15	14	13						
2015		83	73	60	46	38	28						
2016		584	484	381	310	230	184						
2017		62	110	213	275	333	325						
<b>Total</b>		<b>752</b>	<b>686</b>	<b>672</b>	<b>650</b>	<b>619</b>	<b>554</b>						

# CUYAHOGA COUNTY COMMON PLEAS COURT

## **Percentage of Pending Judicial Foreclosure Cases By Filing Year**

The following chart is a representation of the total number of pending Judicial Foreclosure cases by filing year expressed as a percentage on a specific date. The table below is the supporting data for this chart.

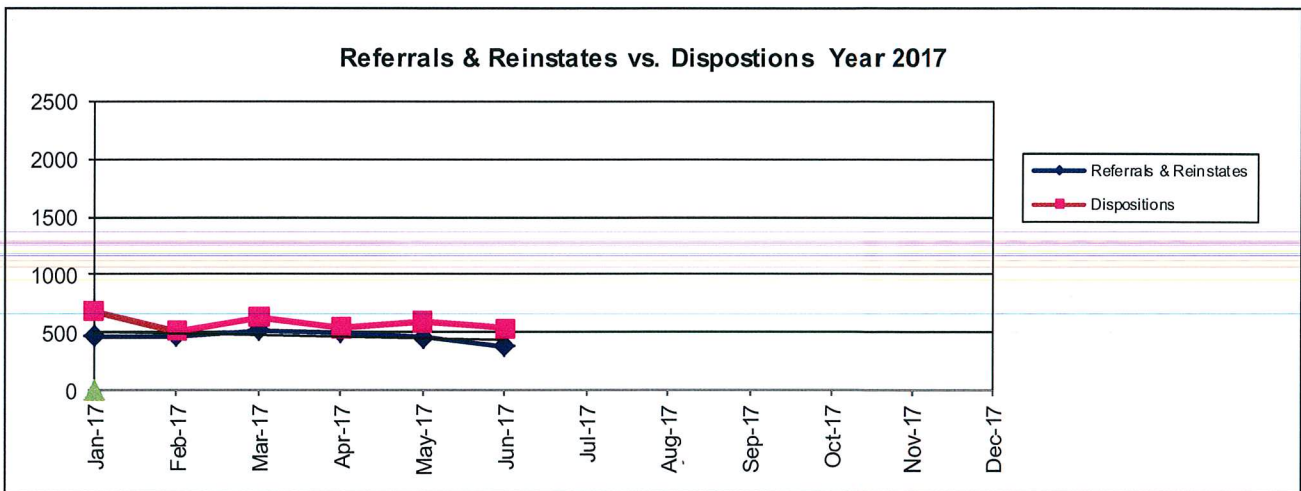
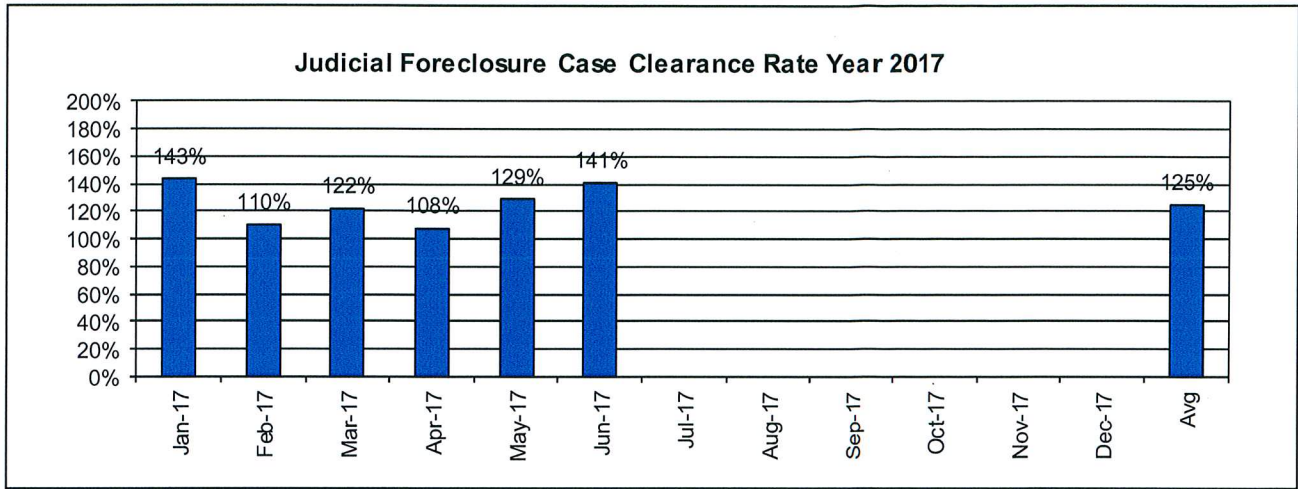


Year	As of:	7/11/2017	% of Total
1992		1	0.05%
2000		0	0.00%
2001		0	0.00%
2002		0	0.00%
2003		0	0.00%
2004		0	0.00%
2005		0	0.00%
2006		0	0.00%
2007		1	0.03%
2008		1	0.03%
2009		3	0.09%
2010		0	0.00%
2011		5	0.15%
2012		5	0.15%
2013		12	0.35%
2014		49	1.43%
2015		157	4.58%
2016		1148	33.49%
2017		2046	59.68%

# CUYAHOGA COUNTY COMMON PLEAS COURT

## Judicial Foreclosure Clearance Rate Year 2017

The Clearance Rate is the number of outgoing cases as a percentage of the number of incoming cases. Clearance rate measures whether the court is keeping up with its incoming caseload. If cases are not disposed in a timely manner, a backlog of cases awaiting disposition will grow. A Clearance Rate of 100% indicates that at least as many cases as have been filed, reopened, or reactivated in a period have been disposed.

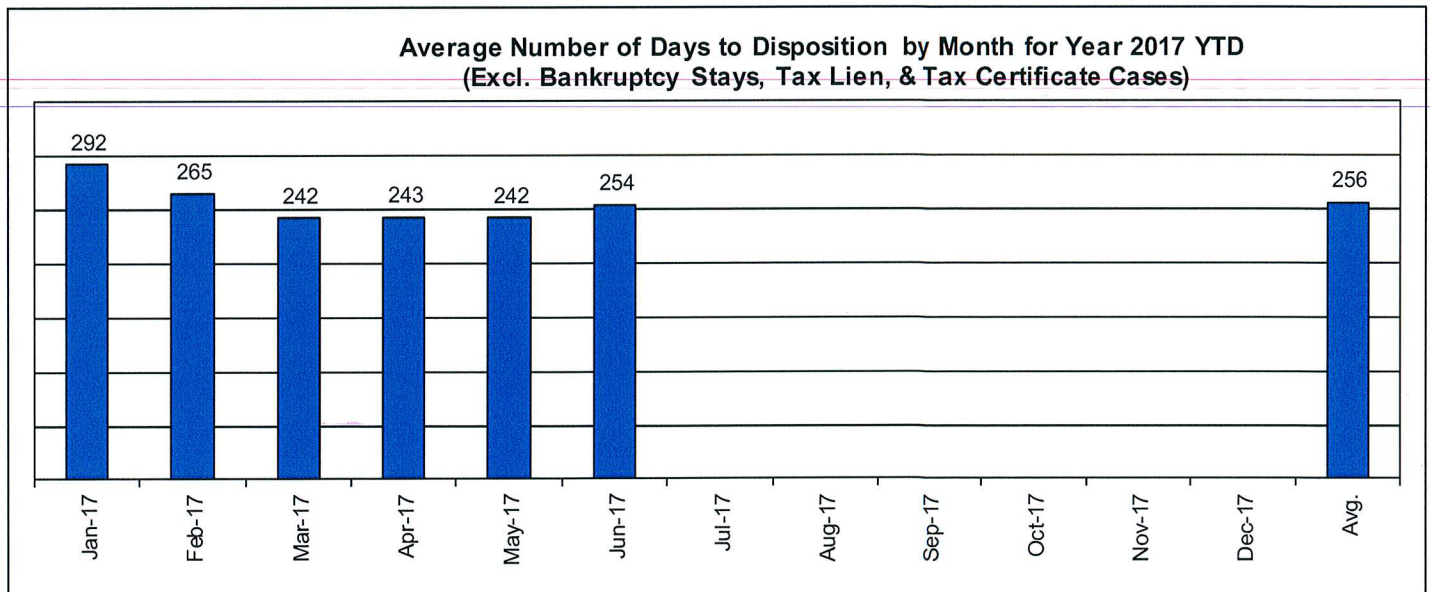
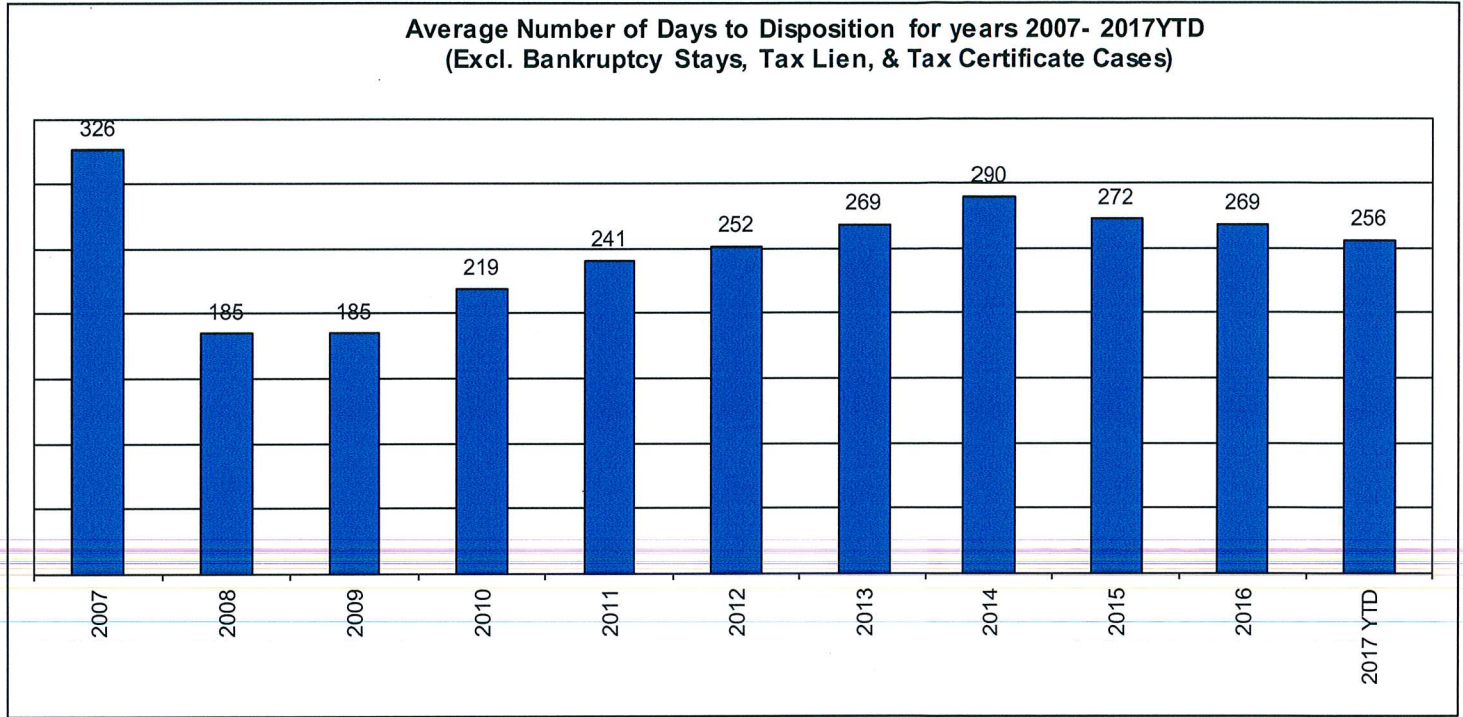


	Referrals & Reinstates	Dispositions	Clearance Rate
Jan-17	471	674	143%
Feb-17	466	513	110%
Mar-17	518	632	122%
Apr-17	499	538	108%
May-17	459	590	129%
Jun-17	380	535	141%
Jul-17			
Aug-17			
Sep-17			
Oct-17			
Nov-17			
Dec-17			
<b>Avg</b>	<b>466</b>	<b>580</b>	<b>125%</b>
<b>Total</b>	<b>2793</b>	<b>3482</b>	

# CUYAHOGA COUNTY COMMON PLEAS COURT

## **Avg. Number of Days to Disp. (Excl. Bank. Stays & Tax Lien & Tax Cert.)**

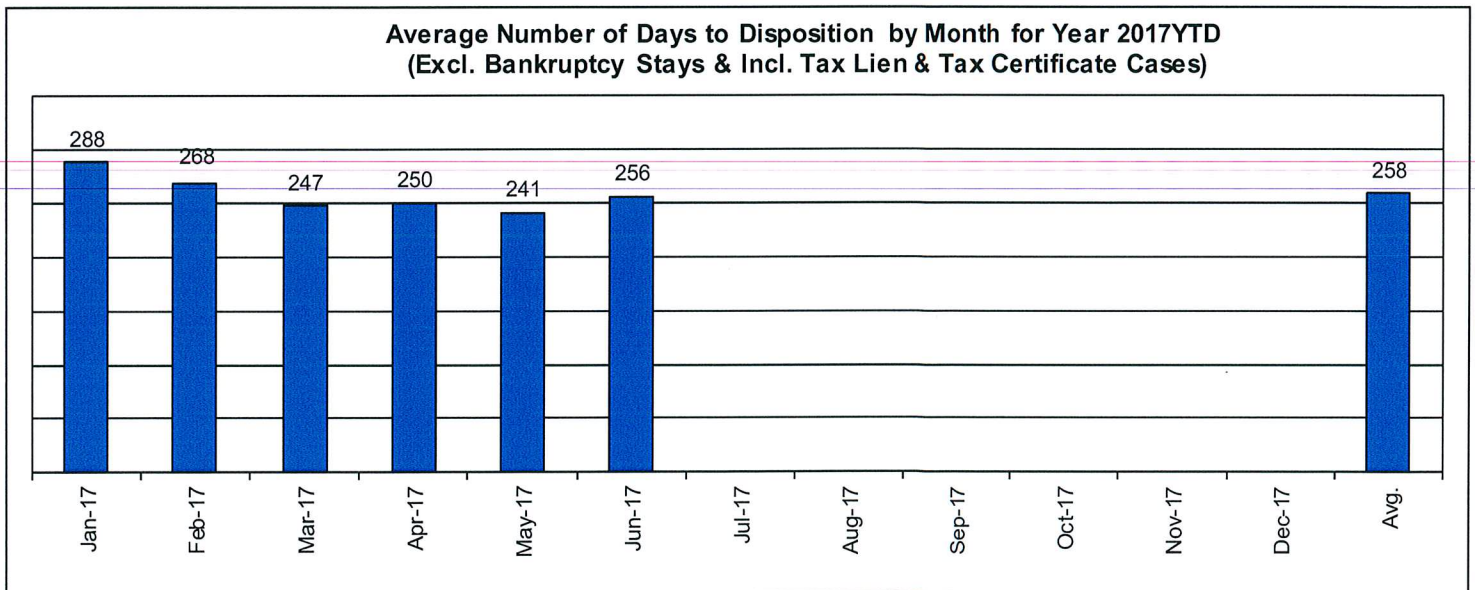
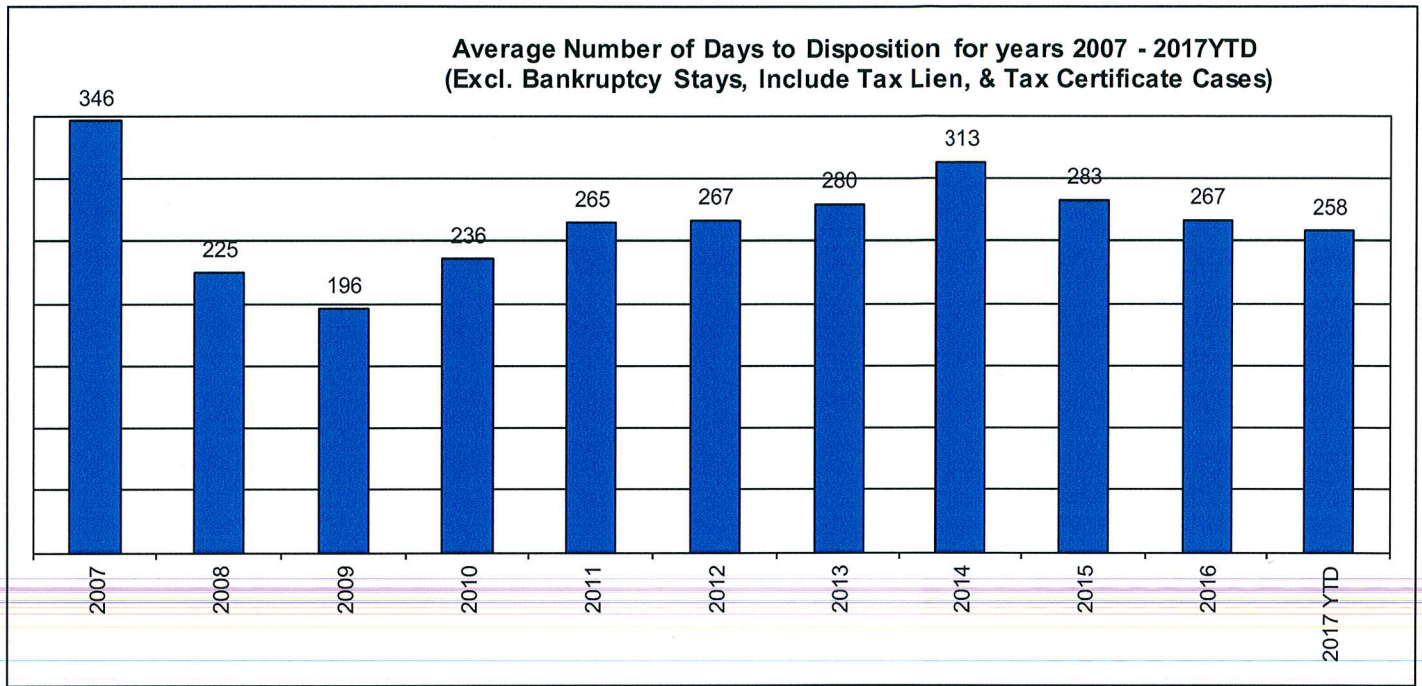
The average number of days to disposition is the number of days from filing to a final disposition entry being filed with the Clerk of Court. The data sample is based on all judicial foreclosure cases terminated by decree or dismissal (cases terminated by bankruptcy are not included) in a month. Each case is examined to determine the number of days between filing and termination with the periods that a case may have been in bankruptcy subtracted. Adding the total days of all of the cases minus bankruptcy periods and dividing by the total number of cases calculates the average. In the following chart, tax judicial foreclosure cases are excluded.



# CUYAHOGA COUNTY COMMON PLEAS COURT

## Avg. Number of Days to Disp. (Excl. Bank. Stays & Incl. Tax Lien & Tax Cert.)

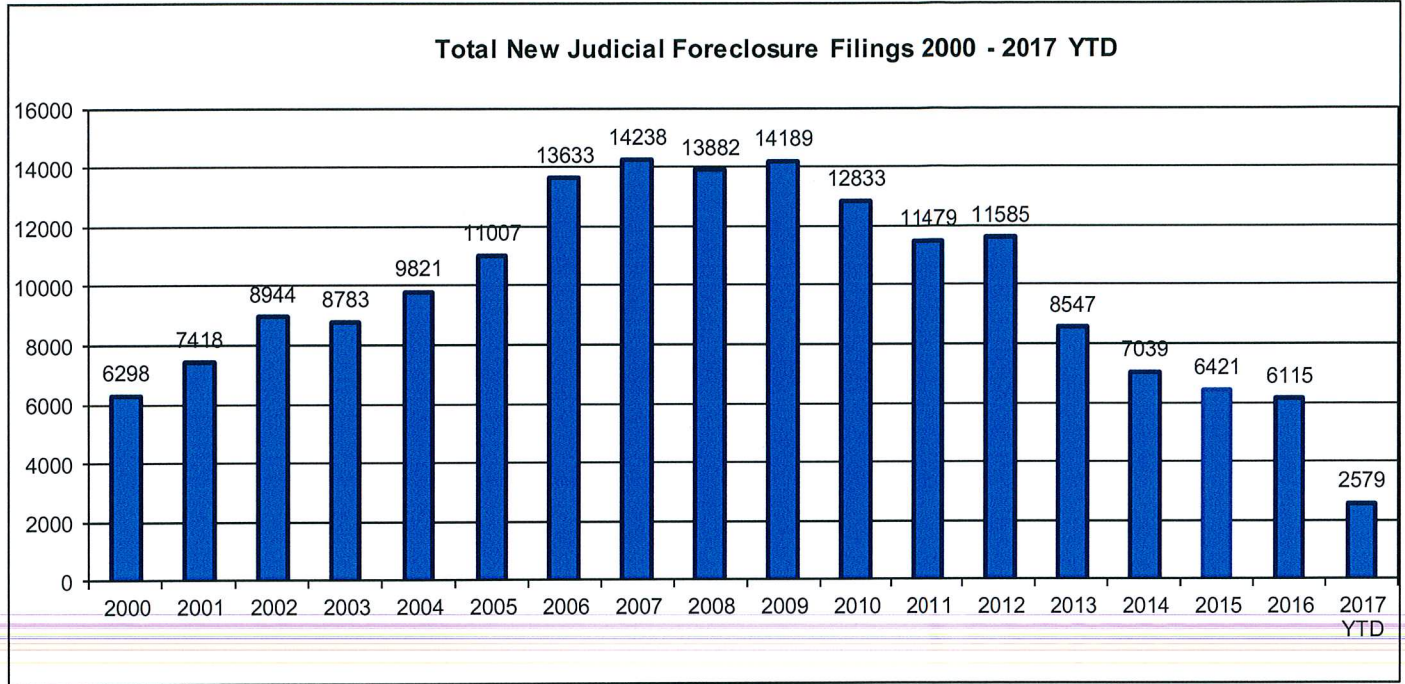
The average number of days to disposition is the number of days from filing to a final disposition entry being filed with the Clerk of Court. The data sample is based on all Judicial Foreclosure cases terminated by decree or dismissal (cases terminated by bankruptcy are not included) in a month. Each case is examined to determine the number of days between filing and termination with the periods that a case may have been in bankruptcy subtracted. Adding the total days of all of the cases minus bankruptcy periods and dividing by the total number of cases calculates the average. In the following chart, all types of Judicial Foreclosure cases are included.



## Total New Judicial Foreclosure Filings

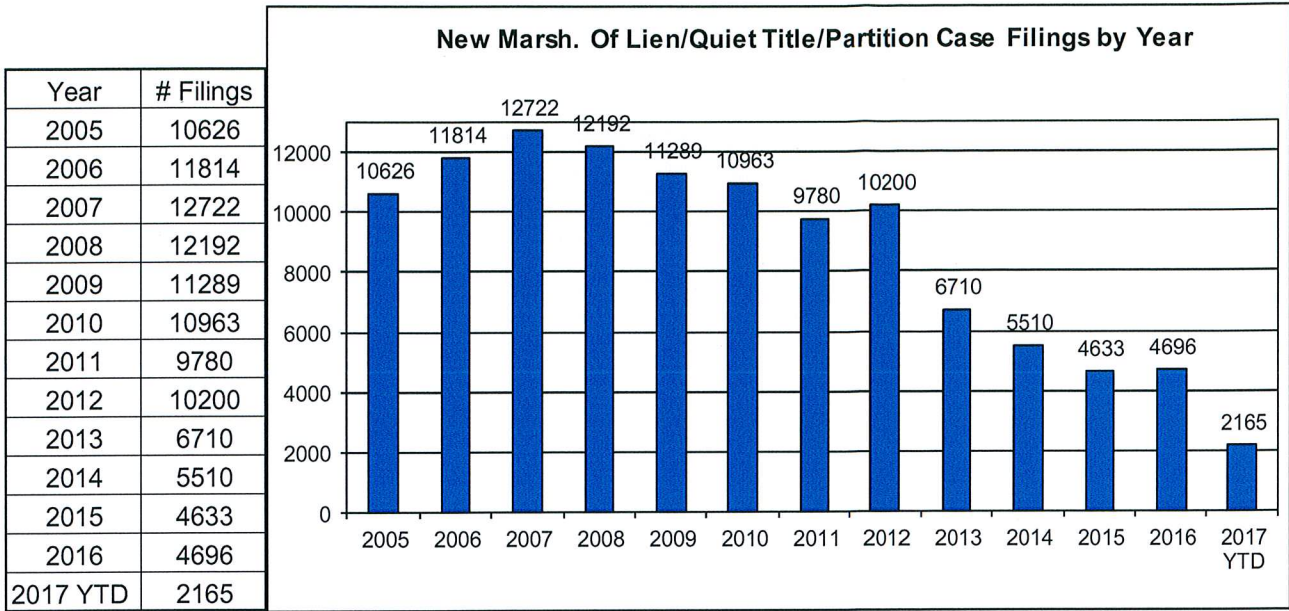
The following charts are provided as a historical view of new judicial foreclosure filings.

1. Total New Judicial Foreclosure Filings from 2000 – 2017 by year
2. Total New Marsh of Lien/Quiet Title/Partition Filings from 2005 – 2017 by month
3. Total New Tax Lien & Tax Certificate Filings for 2005 – 2017 by month
4. Total New Judicial Foreclosure Filings from 2005 – 2017 by month

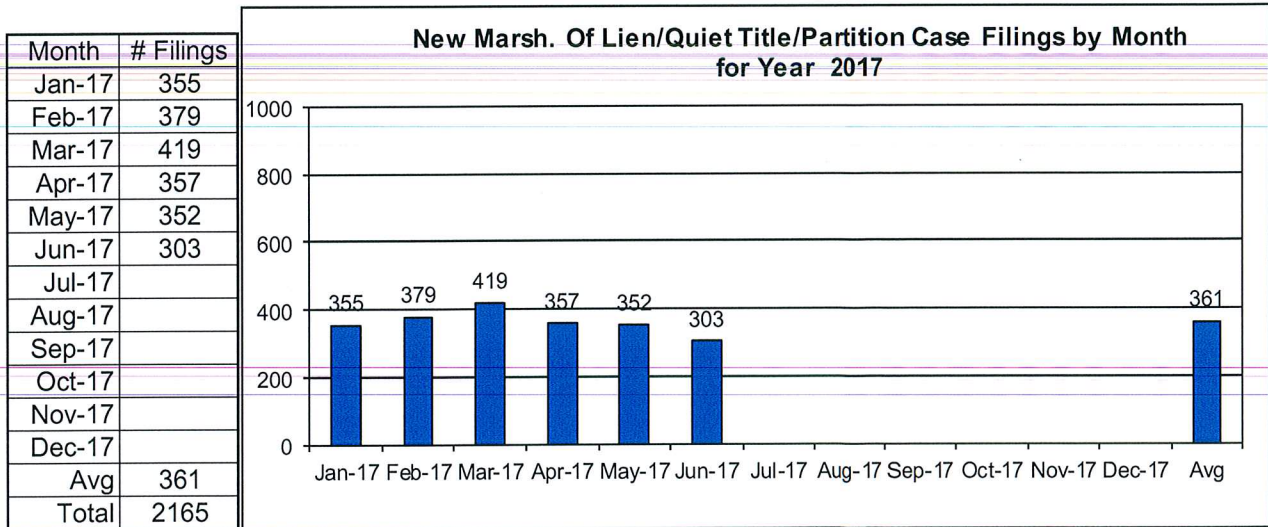


# CUYAHOGA COUNTY COMMON PLEAS COURT

## New Marsh of Lien/Quiet Title/Partition Case Filings for Years 2005 – 2017 YTD



## New Marsh of Lien/Quiet Title/Partition Case Filings by month for 2017 YTD

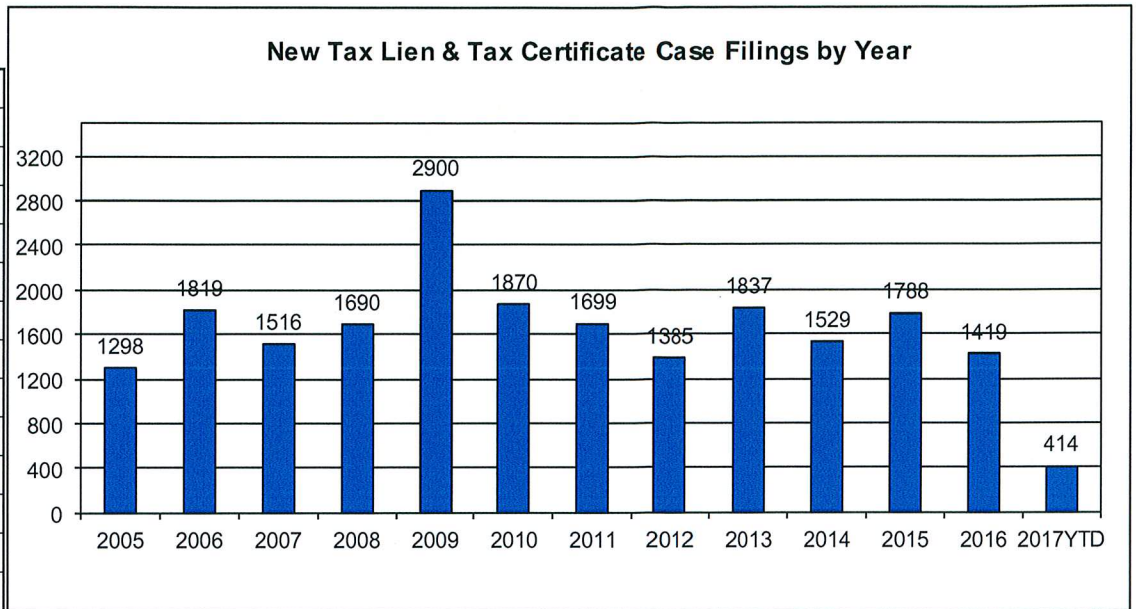




# CUYAHOGA COUNTY COMMON PLEAS COURT

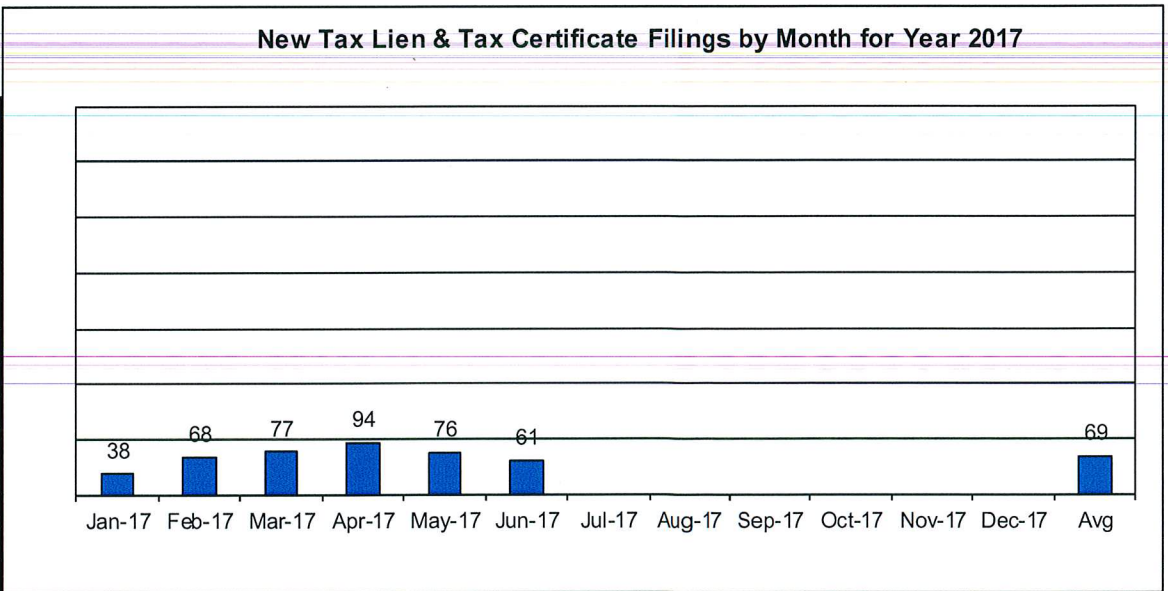
## New Tax Lien & Certificate Filings for Years 2005 – 2017 YTD

Year	# Filings
2005	1298
2006	1819
2007	1516
2008	1690
2009	2900
2010	1870
2011	1699
2012	1385
2013	1837
2014	1529
2015	1788
2016	1419
2017YTD	414



## New Tax Lien & Certificate Filings by Month for Year 2017 YTD

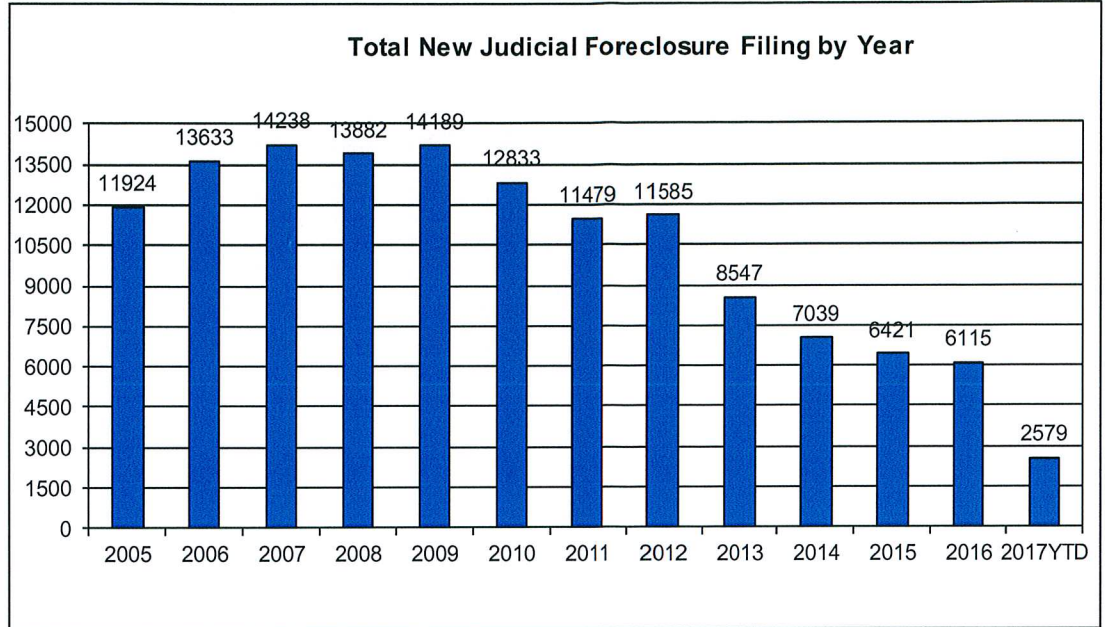
Month	# Filings
Jan-17	38
Feb-17	68
Mar-17	77
Apr-17	94
May-17	76
Jun-17	61
Jul-17	
Aug-17	
Sep-17	
Oct-17	
Nov-17	
Dec-17	
Avg	69
Total	414



# CUYAHOGA COUNTY COMMON PLEAS COURT

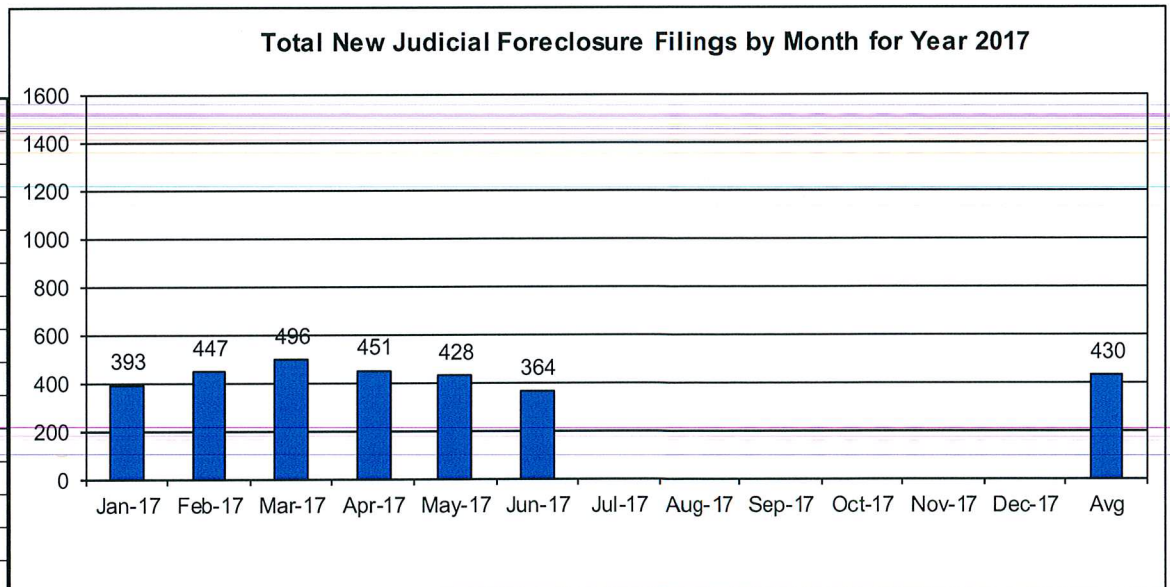
## Total New Judicial Foreclosure Filings Years 2005 – 2017 YTD

Year	# Filings
2005	11924
2006	13633
2007	14238
2008	13882
2009	14189
2010	12833
2011	11479
2012	11585
2013	8547
2014	7039
2015	6421
2016	6115
2017 YTD	2579



## Total New Judicial Foreclosure Filings by Month for Year 2017 YTD

Month	# Filings
Jan-17	393
Feb-17	447
Mar-17	496
Apr-17	451
May-17	428
Jun-17	364
Jul-17	
Aug-17	
Sep-17	
Oct-17	
Nov-17	
Dec-17	
Avg	430
Total	2579



***Magistrate's Monthly Reports***

The Magistrates' Monthly Report consists of 5 reports. Below is a description of each.

**Magistrate's Monthly Supplemental Journal Entry Report (R415)**

Retrieves total number of supplemental entries and Decrees of Confirmation of Sheriff's sale created during a specific period. A supplemental entry is any journal created by a magistrate, which does not close out a case. For example, any magistrate's order (MG) setting a hearing, any journal entry (JE) ruling on a motion, journals confirming Sheriff's sales, etc.).

**Magistrate's Full Disposition Count by Magistrate Report (R413)**

Retrieves total number of cases disposed of during a specific period. The dispositions are grouped by Magistrate and then broken down by the type of disposition (i. e. Default, Dismissed with Prejudice, Dismissed without Prejudice, etc.) This report can be printed three different ways. Including tax cases (Full Dispositions), excluding tax cases (Non-Tax Dispositions), and Tax cases only (Tax Dispositions).

**Magistrate's Monthly Cases Referred/Reinstated Report (R418)**

Retrieves newly filed cases referred to the Magistrates Dept. and cases previously disposed by the Magistrates Dept. that are reinstated and re-referred to the magistrates. The cases are separated by Tax (filing code 1465; Tax Judicial Foreclosure & 1466; Tax Certificate Judicial Foreclosure) and Non-Tax (1460; Judicial Foreclosure Marsh. Of Lien, 1480; Partition, 1470; Quiet Title, misc. (i. e. 1391; Contract Other, etc.).

**Magistrate's Monthly Hearing Totals Report (R3146)**

Retrieves total number of hearings held during one month. The hearings are grouped by Magistrate and then broken down by what type hearing was held (i. e. Default, Pretrial, etc.).

**Magistrate's Monthly Case Load Report (R3147)**

Retrieves individual caseload totals for individual magistrates during a specific period. The cases are grouped by magistrate and then broken down by case type (i. e. tax judicial foreclosure, tax certificate judicial foreclosure and non-tax judicial foreclosure).

CUYAHOGA COUNTY COURT OF COMMON PLEAS

DATE: 07/11/2017  
TIME: 8:56 AM

OFFICE OF THE MAGISTRATES  
MAGISTRATE'S MONTHLY SUPPLEMENTALS BY CASE  
REPORTING PERIOD: JUNE 2017

PAGE: 1  
CMSR415D

---

**SUPPLEMENTALS**

AUGUSTYN	161
BAKER	293
BUCHA	222
DAY	235
DYKE	212
GONZALEZ	183
HIPPLEY	208
JACKSON A	173
KLEIN	225
LUCAS	364
VOZAR	292
WEISS	276
UNACCOUNTED FOR	0

---

**TOTAL** 2844

**CONFIRMATIONS**

**TOTAL** 5

CUYAHOGA COUNTY COURT OF COMMON PLEAS

OFFICE OF THE MAGISTRATES

Full Disposition Count by Magistrate

REPORTING PERIOD: FROM 06/01/2017 TO 06/30/2017

DATE: 07/11/2017

TIME: 8:57 AM

PAGE: 1

CMSR413

MagID	Dispose Type	Tax Cert.	Tax Treas.	Total
KCA	Bank	0	0	0
	Def	0	2	16
	Dism	1	1	11
	Ref. Vacate	0	0	0
	Court Trial	0	0	0
	Other	0	2	3
	<b>MAG'S TOTAL</b>		<b>1</b>	<b>5</b>

Decrees	330
Defaults	209
Other	121
Court Trial	0
Dismissals	188
Bankruptcy	17
Ref. Vacated	0
<b>Grand Total</b>	<b>535</b>

GDB	Bank	0	1	3
	Def	0	0	16
	Dism	1	2	20
	Ref. Vacate	0	0	0
	Court Trial	0	0	0
	Other	0	3	8
	<b>MAG'S TOTAL</b>		<b>1</b>	<b>6</b>

SMB	Bank	0	0	0
	Def	0	0	16
	Dism	0	0	17
	Ref. Vacate	0	0	0
	Court Trial	0	0	0
	Other	0	5	7
	<b>MAG'S TOTAL</b>		<b>0</b>	<b>5</b>

CED	Bank	0	0	0
	Def	1	0	19
	Dism	0	3	20
	Ref. Vacate	0	0	0
	Court Trial	0	0	0
	Other	1	11	17
	<b>MAG'S TOTAL</b>		<b>2</b>	<b>14</b>

JTD	Bank	0	0	1
	Def	0	0	15
	Dism	0	2	18
	Ref. Vacate	0	0	0
	Court Trial	0	0	0
	Other	0	7	12
	<b>MAG'S TOTAL</b>		<b>0</b>	<b>9</b>

TG	Bank	0	0	6
	Def	0	0	9
	Dism	0	0	14
	Ref. Vacate	0	0	0
	Court Trial	0	0	0
	Other	0	3	4
	<b>MAG'S TOTAL</b>		<b>0</b>	<b>3</b>

KH	Bank	0	0	1
	Def	0	0	9
	Dism	1	2	15
	Ref. Vacate	0	0	0
	Court Trial	0	0	0
	Other	0	2	7
	<b>MAG'S TOTAL</b>		<b>1</b>	<b>4</b>

ARJ	Bank	0	1	1
	Def	3	0	32
	Dism	0	0	7

**Full Disposition Count by Magistrate**

REPORTING PERIOD: FROM 06/01/2017 TO 06/30/2017

DATE: 07/11/2017

TIME: 8:57 AM

PAGE: 2

CMSR413

MagID	Dispose Type	Tax Cert.	Tax Treas.	Total
	Ref. Vacate	0	0	0
	Court Trial	0	0	0
	Other	0	10	15
	<b>MAG'S TOTAL</b>	<b>3</b>	<b>11</b>	<b>55</b>

MK	Bank	0	0	1
	Def	0	0	13
	Dism	0	2	16
	Ref. Vacate	0	0	0
	Court Trial	0	0	0
	Other	0	7	13
	<b>MAG'S TOTAL</b>	<b>0</b>	<b>9</b>	<b>43</b>

PL	Bank	1	0	3
	Def	3	0	30
	Dism	1	6	24
	Ref. Vacate	0	0	0
	Court Trial	0	0	0
	Other	4	4	14
	<b>MAG'S TOTAL</b>	<b>9</b>	<b>10</b>	<b>71</b>

TJV	Bank	0	0	1
	Def	1	0	14
	Dism	1	1	16
	Ref. Vacate	0	0	0
	Court Trial	0	0	0
	Other	0	5	6
	<b>MAG'S TOTAL</b>	<b>2</b>	<b>6</b>	<b>37</b>

CW	Bank	0	0	0
	Def	1	0	20
	Dism	0	0	10
	Ref. Vacate	0	0	0
	Court Trial	0	0	0
	Other	1	8	15
	<b>MAG'S TOTAL</b>	<b>2</b>	<b>8</b>	<b>45</b>

**CUYAHOGA COUNTY COURT OF COMMON PLEAS**

DATE: 07/11/2017  
 TIME: 08:57 AM

OFFICE OF THE MAGISTRATES  
 MAGISTRATE'S MONTHLY REF/REIN CASES  
 FROM 06/01/2017 TO 06/30/2017

CMSR418

MAGISTRATE	NEW REFERRALS				REINSTATED			
	Tax Treas.	Tax Cert.	Non-Tax	Total	Tax Treas.	Tax Cert.	Non-Tax	Total
<u>AUGUSTYN/KEVIN/C</u>	2	0	22	24	0	0	1	1
<u>BAKER/GAIL/D</u>	9	1	35	45	0	0	1	1
<u>BUCHA/STEPHEN/M</u>	4	0	20	24	0	1	3	4
<u>DAY/CHRISTOPHER/E</u>	4	1	21	26	0	0	1	1
<u>DYKE/JOHN/T</u>	3	0	22	25	0	0	1	1
<u>GONZALEZ/TRACEY/</u>	2	0	19	21	0	0	1	1
<u>HIPPLEY/KEVIN/</u>	2	0	22	24	0	1	4	5
<u>JACKSON A/AMY/R</u>	5	0	23	28	0	0	0	0
<u>KLEIN/MONICA/</u>	1	3	28	32	0	1	2	3
<u>LUCAS/PAUL/</u>	8	0	23	31	1	1	4	6
<u>VOZAR/THOMAS/J</u>	11	0	30	41	0	1	3	4
<u>WEISS/CAROL/</u>	4	0	26	30	0	0	2	2
<b><u>TOTAL</u></b>	55	5	291	351	1	5	23	29
<b><u>COMBINED TOTAL</u></b>	380							

**CUYAHOGA COUNTY COURT OF COMMON PLEAS**

**OFFICE OF THE MAGISTRATES**

**MAG MONTHLY HEARING TOTALS**

Reporting Period: June 2017

DATE: 07/11/2017  
TIME: 08:57 AM

PAGE: 1  
CMSR3146

Monthly Hearing Total      471

AUGUSTYN  
 Default Hearings            15  
 Tax Hearings                6  
 Pretrials                      12  


---

 TOTAL:                        33

BAKER  
 Default Hearings            28  
 Tax Hearings                5  
 Pretrials                      3  


---

 TOTAL:                        36

BUCHA  
 Default Hearings            18  
 Tax Hearings                7  
 Pretrials                      16  


---

 TOTAL:                        41

DAY  
 Default Hearings            20  
 Tax Hearings                4  
 Pretrials                      1  


---

 TOTAL:                        25

DYKE  
 Default Hearings            17  
 Tax Hearings                8  
 Pretrials                      3  


---

 TOTAL:                        28

GONZALEZ  
 Default Hearings            17  
 Tax Hearings                4  
 Pretrials                      2  


---

 TOTAL:                        23

HIPPLEY  
 Default Hearings            21  
 Tax Hearings                5  
 Pretrials                      5  


---

 TOTAL:                        31

JACKSON A  
 Default Hearings            29  
 Tax Hearings                10  
 Pretrials                      26  


---

 TOTAL:                        65

KLEIN  
 Default Hearings            30  
 Tax Hearings                9  
 Pretrials                      12  


---

 TOTAL:                        51

LUCAS  
 Default Hearings            48  
 Tax Hearings                13  
 Pretrials                      9  


---

 TOTAL:                        70



CUYAHOGA COUNTY COURT OF COMMON PLEAS

OFFICE OF THE MAGISTRATES  
MAG MONTHLY HEARING TOTALS  
Reporting Period: June 2017

DATE: 07/11/2017  
TIME: 08:57 AM

PAGE: 2  
CMSR3146

---

TOTAL:	70
VOZAR	
Default Hearings	19
Tax Hearings	5
Pretrials	11
<hr/>	
TOTAL:	35
WEISS	
Default Hearings	26
Tax Hearings	3
Pretrials	4
<hr/>	
TOTAL:	33

Magistrate Name	Non Tax Total	Tax Cert.	Tax Treas.	Total Tax	Total Cases
AUGUSTYN	139	5	21	26	165
BAKER	218	8	44	52	270
BUCHA	136	8	32	40	176
DAY	139	2	21	23	162
DYKE	164	3	33	36	200
GONZALEZ	209	5	50	55	264
HIPPLEY	245	13	34	47	292
JACKSON A	229	9	56	65	294
KLEIN	220	7	35	42	262
LUCAS	244	7	61	68	312
VOZAR	279	9	51	60	339
WEISS	235	9	38	47	282
<b>Non Tax Total:</b>	<b>2457</b>	<b>Cert.Tax Total: 85</b>	<b>Tax Treas. Total: 476</b>	<b>Total Tax: 561</b>	<b>Total Cases: 3018</b>

***Report CMSR1062 - Judicial Foreclosure Statistics by Judge***

Report CMSR1062 provides a list of judicial foreclosure case activity for each Judge. The report identifies how many cases were pending at the beginning of the period. The new cases filed and cases that were transferred in or reactivated are added to the number pending at the beginning of the period. It then shows the type and number of terminations for the period. The total terminations are subtracted from the total pending which provides the pending at the end of the period.

**CUYAHOGA COUNTY COURT OF COMMON PLEAS**

DATE: 07/11/2017  
TIME: 08:53 AM

**Foreclosure Statistics by Judge**  
Reporting Period: June 2017

PAGE: 1  
CMSR1062

**Judge**

<b>AMBROSE, DICK</b>							
Pending at Beg of Period			New Cases Filed		Cases Transferred In / Reactivated		Total
	61		12		3		76
Terminations							
	Bankruptcy	Default	RefVacated	Court Trial	Dismiss	Other	Total
	0	6	0	0	7	7	20
	Total Pending at End of Period						56

<b>BARKER, PAMELA A</b>							
Pending at Beg of Period			New Cases Filed		Cases Transferred In / Reactivated		Total
	124		12		6		142
Terminations							
	Bankruptcy	Default	RefVacated	Court Trial	Dismiss	Other	Total
	1	10	0	0	13	9	33
	Total Pending at End of Period						109

<b>BURNSIDE, JANET R</b>							
Pending at Beg of Period			New Cases Filed		Cases Transferred In / Reactivated		Total
	109		10		1		120
Terminations							
	Bankruptcy	Default	RefVacated	Court Trial	Dismiss	Other	Total
	0	10	0	0	2	7	19
	Total Pending at End of Period						101

<b>CALABRESE, DEENA R</b>							
Pending at Beg of Period			New Cases Filed		Cases Transferred In / Reactivated		Total
	93		11		2		106
Terminations							
	Bankruptcy	Default	RefVacated	Court Trial	Dismiss	Other	Total
	0	5	0	0	5	7	17
	Total Pending at End of Period						89

<b>CLANCY, MAUREEN</b>							
Pending at Beg of Period			New Cases Filed		Cases Transferred In / Reactivated		Total
	89		5		3		97
Terminations							
	Bankruptcy	Default	RefVacated	Court Trial	Dismiss	Other	Total
	2	1	0	0	4	4	11
	Total Pending at End of Period						86

<b>COLLIER-WILLIAMS, CASSANDRA</b>							
Pending at Beg of Period			New Cases Filed		Cases Transferred In / Reactivated		Total
	92		10		4		106
Terminations							
	Bankruptcy	Default	RefVacated	Court Trial	Dismiss	Other	Total
	0	6	0	0	5	6	17
	Total Pending at End of Period						89

<b>CORRIGAN, BRIAN J</b>							
Pending at Beg of Period			New Cases Filed		Cases Transferred In / Reactivated		Total
	96		6		5		107
Terminations							
	Bankruptcy	Default	RefVacated	Court Trial	Dismiss	Other	Total
	1	6	0	0	6	5	18
	Total Pending at End of Period						89

CORRIGAN, PETER J

**CUYAHOGA COUNTY COURT OF COMMON PLEAS**

DATE: 07/11/2017  
TIME: 08:53 AM

**Foreclosure Statistics by Judge**  
Reporting Period: June 2017

PAGE: 2  
CMSR1062

**Judge**

Pending at Beg of Period	85	New Cases Filed	7	Cases Transferred In / Reactivated	4	Total	96
Terminations							
Bankruptcy	0	Default	3	RefVacated	0	Court Trial	0
				Dismiss	6	Other	8
							Total
							17
							Total Pending at End of Period
							79

<b>DONNELLY, MICHAEL P</b>							
Pending at Beg of Period	95	New Cases Filed	17	Cases Transferred In / Reactivated	9	Total	121
Terminations							
Bankruptcy	1	Default	5	RefVacated	0	Court Trial	0
				Dismiss	7	Other	6
							Total
							19
							Total Pending at End of Period
							102

<b>FRIEDLAND, CAROLYN B</b>							
Pending at Beg of Period	91	New Cases Filed	11	Cases Transferred In / Reactivated	9	Total	111
Terminations							
Bankruptcy	0	Default	1	RefVacated	0	Court Trial	0
				Dismiss	6	Other	7
							Total
							14
							Total Pending at End of Period
							97

<b>FRIEDMAN, STUART A</b>							
Pending at Beg of Period	84	New Cases Filed	11	Cases Transferred In / Reactivated	6	Total	101
Terminations							
Bankruptcy	0	Default	6	RefVacated	0	Court Trial	0
				Dismiss	5	Other	4
							Total
							15
							Total Pending at End of Period
							86

<b>FUERST, NANCY A</b>							
Pending at Beg of Period	103	New Cases Filed	14	Cases Transferred In / Reactivated	7	Total	124
Terminations							
Bankruptcy	0	Default	8	RefVacated	0	Court Trial	0
				Dismiss	2	Other	5
							Total
							15
							Total Pending at End of Period
							109

<b>GALL, STEVEN E</b>							
Pending at Beg of Period	110	New Cases Filed	11	Cases Transferred In / Reactivated	2	Total	123
Terminations							
Bankruptcy	0	Default	6	RefVacated	0	Court Trial	0
				Dismiss	3	Other	10
							Total
							19
							Total Pending at End of Period
							104

<b>GALLAGHER, HOLLIE L</b>							
Pending at Beg of Period	73	New Cases Filed	10	Cases Transferred In / Reactivated	4	Total	87
Terminations							
Bankruptcy	0	Default	7	RefVacated	0	Court Trial	0
				Dismiss	5	Other	11
							Total
							23
							Total Pending at End of Period
							64

GALLAGHER, KELLY ANN

**CUYAHOGA COUNTY COURT OF COMMON PLEAS**

DATE: 07/11/2017  
 TIME: 08:53 AM

**Foreclosure Statistics by Judge**  
 Reporting Period: June 2017

PAGE: 3  
 CMSR1062

**Judge**

Pending at Beg of Period		New Cases Filed		Cases Transferred In / Reactivated			Total
89		6		2			97
Terminations							
Bankruptcy	0	Default	2	RefVacated	0	Court Trial	0
				Dismiss	5	Other	5
							Total
							12
							Total Pending at End of Period
							85

<b>GALLAGHER, SHANNON M</b>							
Pending at Beg of Period		New Cases Filed		Cases Transferred In / Reactivated			Total
120		12		4			136
Terminations							
Bankruptcy	2	Default	9	RefVacated	0	Court Trial	0
				Dismiss	5	Other	5
							Total
							21
							Total Pending at End of Period
							115

<b>GAUL, DANIEL</b>							
Pending at Beg of Period		New Cases Filed		Cases Transferred In / Reactivated			Total
119		14		1			134
Terminations							
Bankruptcy	1	Default	4	RefVacated	0	Court Trial	0
				Dismiss	4	Other	6
							Total
							15
							Total Pending at End of Period
							119

<b>JACKSON, MICHAEL E</b>							
Pending at Beg of Period		New Cases Filed		Cases Transferred In / Reactivated			Total
89		12		7			108
Terminations							
Bankruptcy	3	Default	1	RefVacated	0	Court Trial	0
				Dismiss	4	Other	1
							Total
							9
							Total Pending at End of Period
							99

<b>MATIA, DAVID T</b>							
Pending at Beg of Period		New Cases Filed		Cases Transferred In / Reactivated			Total
90		12		4			106
Terminations							
Bankruptcy	0	Default	0	RefVacated	0	Court Trial	0
				Dismiss	4	Other	4
							Total
							8
							Total Pending at End of Period
							98

<b>MCCLELLAND, ROBERT C</b>							
Pending at Beg of Period		New Cases Filed		Cases Transferred In / Reactivated			Total
92		15		5			112
Terminations							
Bankruptcy	0	Default	7	RefVacated	0	Court Trial	0
				Dismiss	5	Other	4
							Total
							16
							Total Pending at End of Period
							96

<b>MCCORMICK, TIMOTHY</b>							
Pending at Beg of Period		New Cases Filed		Cases Transferred In / Reactivated			Total
86		12		4			102
Terminations							
Bankruptcy	0	Default	8	RefVacated	0	Court Trial	0
				Dismiss	4	Other	2
							Total
							14
							Total Pending at End of Period
							88

MCDONNELL, NANCY R

**CUYAHOGA COUNTY COURT OF COMMON PLEAS**

DATE: 07/11/2017  
TIME: 08:53 AM

**Foreclosure Statistics by Judge**  
Reporting Period: June 2017

PAGE: 4  
CMSR1062

**Judge**

Pending at Beg of Period			New Cases Filed		Cases Transferred In / Reactivated		Total
	103		10		4		117
Terminations							
	Bankruptcy	Default	RefVacated	Court Trial	Dismiss	Other	Total
	0	9	0	0	5	10	24
	Total Pending at End of Period						93

<b>MIDAY, SHERRIE</b>							
Pending at Beg of Period			New Cases Filed		Cases Transferred In / Reactivated		Total
	95		15		7		117
Terminations							
	Bankruptcy	Default	RefVacated	Court Trial	Dismiss	Other	Total
	0	5	0	0	3	10	18
	Total Pending at End of Period						99

<b>O'DONNELL, JOHN P</b>							
Pending at Beg of Period			New Cases Filed		Cases Transferred In / Reactivated		Total
	79		8		3		90
Terminations							
	Bankruptcy	Default	RefVacated	Court Trial	Dismiss	Other	Total
	0	4	0	0	10	8	22
	Total Pending at End of Period						68

<b>RUSSO, JOHN J</b>							
Pending at Beg of Period			New Cases Filed		Cases Transferred In / Reactivated		Total
	68		7		5		80
Terminations							
	Bankruptcy	Default	RefVacated	Court Trial	Dismiss	Other	Total
	0	5	0	0	7	8	20
	Total Pending at End of Period						60

<b>RUSSO, JOSEPH D</b>							
Pending at Beg of Period			New Cases Filed		Cases Transferred In / Reactivated		Total
	110		13		4		127
Terminations							
	Bankruptcy	Default	RefVacated	Court Trial	Dismiss	Other	Total
	0	11	0	0	5	7	23
	Total Pending at End of Period						104

<b>RUSSO, MICHAEL J</b>							
Pending at Beg of Period			New Cases Filed		Cases Transferred In / Reactivated		Total
	113		7		3		123
Terminations							
	Bankruptcy	Default	RefVacated	Court Trial	Dismiss	Other	Total
	1	10	0	0	3	8	22
	Total Pending at End of Period						101

<b>RUSSO, NANCY MARGARET</b>							
Pending at Beg of Period			New Cases Filed		Cases Transferred In / Reactivated		Total
	67		11		2		80
Terminations							
	Bankruptcy	Default	RefVacated	Court Trial	Dismiss	Other	Total
	0	9	0	0	4	7	20
	Total Pending at End of Period						60

SAFFOLD, SHIRLEY STRICKLAND

**CUYAHOGA COUNTY COURT OF COMMON PLEAS**

DATE: 07/11/2017  
 TIME: 08:53 AM

**Foreclosure Statistics by Judge**  
 Reporting Period: June 2017

PAGE: 5  
 CMSR1062

<b>Judge</b>							
	Pending at Beg of Period		New Cases Filed	Cases Transferred In / Reactivated			Total
	106		10	6			122
Terminations							
	Bankruptcy	Default	RefVacated	Court Trial	Dismiss	Other	Total
	2	11	0	0	8	6	27
Total Pending at End of Period							95
<b>SHAUGHNESSY, MICHAEL P</b>							
	Pending at Beg of Period		New Cases Filed	Cases Transferred In / Reactivated			Total
	108		10	3			121
Terminations							
	Bankruptcy	Default	RefVacated	Court Trial	Dismiss	Other	Total
	0	11	0	0	4	7	22
Total Pending at End of Period							99
<b>SHEEHAN, BRENDAN J</b>							
	Pending at Beg of Period		New Cases Filed	Cases Transferred In / Reactivated			Total
	86		11	4			101
Terminations							
	Bankruptcy	Default	RefVacated	Court Trial	Dismiss	Other	Total
	1	7	0	0	3	7	18
Total Pending at End of Period							83
<b>SUTULA, JOHN D</b>							
	Pending at Beg of Period		New Cases Filed	Cases Transferred In / Reactivated			Total
	113		9	5			127
Terminations							
	Bankruptcy	Default	RefVacated	Court Trial	Dismiss	Other	Total
	0	2	0	0	1	5	8
Total Pending at End of Period							119
<b>SUTULA, KATHLEEN ANN</b>							
	Pending at Beg of Period		New Cases Filed	Cases Transferred In / Reactivated			Total
	81		9	4			94
Terminations							
	Bankruptcy	Default	RefVacated	Court Trial	Dismiss	Other	Total
	0	3	0	0	8	5	16
Total Pending at End of Period							78
<b>SYNENBERG, JOAN</b>							
	Pending at Beg of Period		New Cases Filed	Cases Transferred In / Reactivated			Total
	129		14	6			149
Terminations							
	Bankruptcy	Default	RefVacated	Court Trial	Dismiss	Other	Total
	0	9	0	0	8	10	27
Total Pending at End of Period							122



*Monthly Summary*

---

---

---

---

---

---

---

---

# MONTHLY SUMMARY

## June 2017

### TRIALS

NAME	PEND	ASSIGNED			JURY			COURT			DISP	PENDING				+	-
		CV	CR	TOT	CV	CR	TOT	CV	CR	TOT		CV	FR	CR	TOT		
Dick Ambrose	390	48	53	101	0	1	1	0	0	0	99	224	56	112	392	-2	
Pamela A. Barker	402	51	36	87	0	0	0	0	0	0	98	179	108	104	391	+11	
Janet R. Burnside	423	49	31	80	0	0	0	0	1	1	82	205	99	117	421	+2	
Deena R. Calabrese	403	50	33	83	0	1	1	0	1	1	81	196	89	120	405	-2	
Maureen Clancy	363	46	33	79	1	2	3	0	0	0	74	201	85	82	368	-5	
Cassandra Collier-Willia	436	48	44	92	0	1	1	0	0	0	61	192	89	186	467	-31	
Brian J. Corrigan	465	47	29	76	0	0	0	0	1	1	77	252	89	123	464	+1	
Peter J. Corrigan	421	49	43	92	0	1	1	0	0	0	86	204	79	144	427	-6	
Michael P. Donnelly	380	52	42	94	0	2	2	0	4	4	74	180	102	118	400	-20	
Carolyn B. Friedland	448	53	32	85	0	0	0	0	0	0	77	235	97	124	456	-8	
Stuart A. Friedman	418	50	24	74	1	0	1	0	0	0	78	216	85	113	414	+4	
Nancy A. Fuerst	374	50	36	86	0	1	1	0	0	0	78	196	109	77	382	-8	
Steven E. Gall	438	50	46	96	0	0	0	0	0	0	104	191	104	135	430	+8	
Hollie L. Gallagher	354	46	27	73	0	0	0	1	0	1	75	207	64	81	352	+2	
Kelly A. Gallagher	387	48	44	92	0	0	0	0	1	1	78	222	77	102	401	-14	
Shannon M. Gallagher	464	49	33	82	0	0	0	1	0	1	92	221	114	119	454	+10	
Daniel Gaul	479	45	37	82	0	1	1	0	0	0	84	202	119	156	477	+2	
Michael E Jackson	462	51	46	97	0	0	0	0	0	0	78	199	99	183	481	-19	
David T. Matia	376	52	44	96	0	0	0	0	0	0	70	204	97	101	402	-26	
Robert C. McClelland	491	52	42	94	0	0	0	0	2	2	95	239	95	156	490	+1	
Timothy McCormick	371	50	34	84	0	1	1	0	0	0	81	215	84	75	374	-3	
Nancy R. McDonnell	353	47	37	84	1	2	3	0	0	0	80	170	93	94	357	-4	
Sherrie Miday	422	53	42	95	0	0	0	0	0	0	85	234	91	107	432	-10	
John P. O'Donnell	421	46	38	84	0	0	0	0	1	1	85	228	67	125	420	+1	
John J. Russo	180	27	10	37	0	0	0	0	0	0	47	86	58	26	170	+10	
Joseph D. Russo	503	52	49	101	0	0	0	0	1	1	107	207	104	186	497	+6	
Michael J. Russo	387	55	49	104	0	1	1	0	0	0	70	216	101	104	421	-34	
Nancy Margaret Russo	220	50	28	78	0	0	0	0	0	0	76	95	60	67	222	-2	
Shirley Strickland Saffold	387	51	28	79	0	0	0	0	0	0	80	185	94	107	386	+1	
Michael P. Shaughnessy	446	46	37	83	0	0	0	0	2	2	92	218	94	125	437	+9	
Brendan J. Sheehan	366	51	26	77	0	3	3	1	0	1	90	181	82	90	353	+13	
John D. Sutula	574	48	37	85	0	0	0	0	1	1	70	288	119	182	589	-15	
Kathleen Ann Sutula	346	48	21	69	0	0	0	0	0	0	91	171	78	75	324	+22	
Joan Synenberg	399	57	50	107	0	1	1	0	0	0	86	188	120	112	420	-21	
<b>TOTALS</b>	13749	1667	1241	2908	3	18	21	3	15	18	2781	6847	3101	3928	13876	-127	

*Year to Date Summary*

# SUMMARY FOR THE COURT

## January - June 2017

NAME	PEND	ASSIGNED			TRIALS						DISP	PENDING				+ -
		CV	CR	TOT	JURY			COURT				CV	FR	CR	TOT	
Dick Ambrose	389	305	246	551	0	3	3	0	1	1	548	224	56	112	392	-3
Pamela A. Barker	449	309	172	481	1	2	3	0	3	3	539	179	108	104	391	+58
Janet R. Burnside	460	285	220	505	0	5	5	0	2	2	544	205	99	117	421	+39
Deena R. Calabrese	426	302	179	481	2	1	3	0	2	2	502	196	89	120	405	+21
Maureen Clancy	374	304	194	498	1	5	6	0	1	1	504	201	85	82	368	+6
Cassandra Collier-Willia	427	306	236	542	0	3	3	0	2	2	502	192	89	186	467	-40
Brian J. Corrigan	501	293	209	502	0	1	1	0	5	5	539	252	89	123	464	+37
Peter J. Corrigan	420	294	199	493	0	6	6	2	0	2	486	204	79	144	427	-7
Michael P. Donnelly	402	313	205	518	0	6	6	0	5	5	520	180	102	118	400	+2
Carolyn B. Friedland	469	303	202	505	1	0	1	0	3	3	518	235	97	124	456	+13
Stuart A. Friedman	453	296	181	477	1	0	1	1	4	5	516	216	85	113	414	+39
Nancy A. Fuerst	408	292	178	470	0	1	1	0	0	0	496	196	109	77	382	+26
Steven E. Gall	450	300	206	506	1	3	4	0	1	1	526	191	104	135	430	+20
Hollie L. Gallagher	373	299	176	475	1	2	3	1	1	2	496	207	64	81	352	+21
Kelly A. Gallagher	463	289	202	491	1	6	7	0	2	2	553	222	77	102	401	+62
Shannon M. Gallagher	470	304	195	499	1	4	5	1	3	4	515	221	114	119	454	+16
Daniel Gaul	552	284	227	511	3	7	10	0	2	2	586	202	119	156	477	+75
Michael E Jackson	475	302	249	551	0	5	5	2	1	3	545	199	99	183	481	-6
David T. Matia	410	305	246	551	2	2	4	0	1	1	559	204	97	101	402	+8
Robert C. McClelland	494	309	237	546	0	1	1	1	4	5	550	239	95	156	490	+4
Timothy McCormick	384	305	182	487	0	2	2	1	0	1	497	215	84	75	374	+10
Nancy R. McDonnell	365	297	187	484	3	5	8	0	2	2	492	170	93	94	357	+8
Sherrie Miday	394	309	182	491	0	5	5	0	1	1	453	234	91	107	432	-38
John P. O'Donnell	447	302	198	500	2	8	10	4	1	5	527	228	67	125	420	+27
John J. Russo	156	170	74	244	0	0	0	0	0	0	230	86	58	26	170	-14
Joseph D. Russo	482	295	212	507	0	0	0	0	3	3	492	207	104	186	497	-15
Michael J. Russo	433	318	211	529	0	4	4	0	0	0	541	216	101	104	421	+12
Nancy Margaret Russo	240	291	161	452	0	2	2	0	0	0	470	95	60	67	222	+18
Shirley Strickland Saffold	432	303	173	476	0	3	3	0	0	0	522	185	94	107	386	+46
Michael P. Shaughnessy	494	280	206	486	0	1	1	0	3	3	543	218	94	125	437	+57
Brendan J. Sheehan	366	303	186	489	0	11	11	2	3	5	502	181	82	90	353	+13
John D. Sutula	575	300	246	546	1	3	4	1	4	5	532	288	119	182	589	-14
Kathleen Ann Sutula	353	312	180	492	3	5	8	0	0	0	521	171	78	75	324	+29
Joan Synenberg	371	344	244	588	1	3	4	0	1	1	539	188	120	112	420	-49
<b>TOTALS</b>	14357	10123	6801	16924	25	115	140	16	61	77	17405	6847	3101	3928	13876	+481

*Corrections/Adjustments*