



CUYAHOGA COUNTY COMMON PLEAS COURT

***Statistics Report
March 2017***

***John J. Russo
Administrative and Presiding Judge***

TABLE OF CONTENTS

Criminal Statistics

Newly Filed, Re-Activated and Transferred in Cases _____	4
Yearly Criminal Terminations _____	5
Pending Criminal Cases End of Period _____	6
Clearance Rate _____	7
Arrest to Disposition Timeline _____	8
Average Arrest to Disposition Timeline (Jail Cases) _____	9
Average Arrest to Disposition Timeline (Non-Jail Cases) _____	10
Average Arrest to Disposition Timeline (Jail and Non-Jail Cases) _____	11
Yearly Average Arrest to Disposition Timeline _____	12
Indictments and Informations Filed With the Clerk of Courts _____	13
Bail Case Arraignment Activity _____	14
Overall Arraignment Statistics _____	15

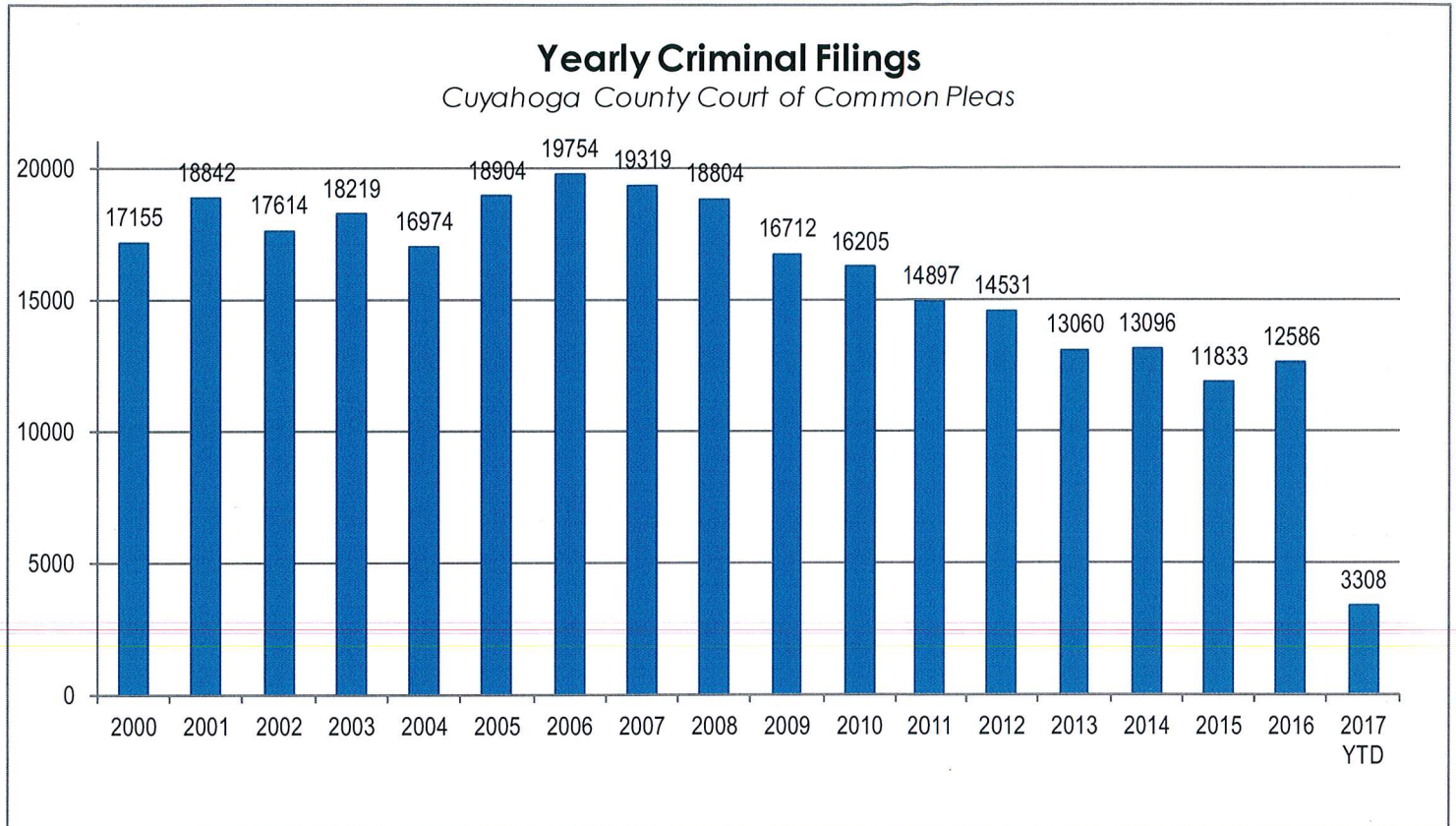
Foreclosure Statistics

Total Pending Judicial Foreclosure Cases Referred to Magistrates _____	17
Total Pending Tax Lien & Certificate Cases Referred to Magistrates _____	18
Percentage of Pending Judicial Foreclosure Cases By Filing Year _____	19
Judicial Foreclosure Clearance Rate Year 2017 _____	20
Avg. Number of Days to Disp. (Excl. Bank. Stays & Tax Lien & Tax Cert.) _____	21
Avg. Number of Days to Disp. (Excl. Bank. Stays & Incl. Tax Lien & Tax Cert.) _____	22
Total New Judicial Foreclosure Filings _____	23
New Marsh of Lien/Quiet Title/Partition Case Filings for Years 2005 – 2017 YTD _____	24
New Marsh of Lien/Quiet Title/Partition Case Filings by month for 2017 YTD _____	24
New Tax Lien & Certificate Filings for Years 2005 – 2017 YTD _____	25
New Tax Lien & Certificate Filings by Month for Year 2017 YTD _____	25
Total New Judicial Foreclosure Filings Years 2005 – 2017 YTD _____	26
Total New Judicial Foreclosure Filings by Month for Year 2017 YTD _____	26
Magistrate's Monthly Reports _____	27
Report CMSR1062 - Judicial Foreclosure Statistics by Judge _____	35
Monthly Summary _____	41
Year to Date Summary _____	43
Corrections/Adjustments _____	45

Criminal Case Statistics

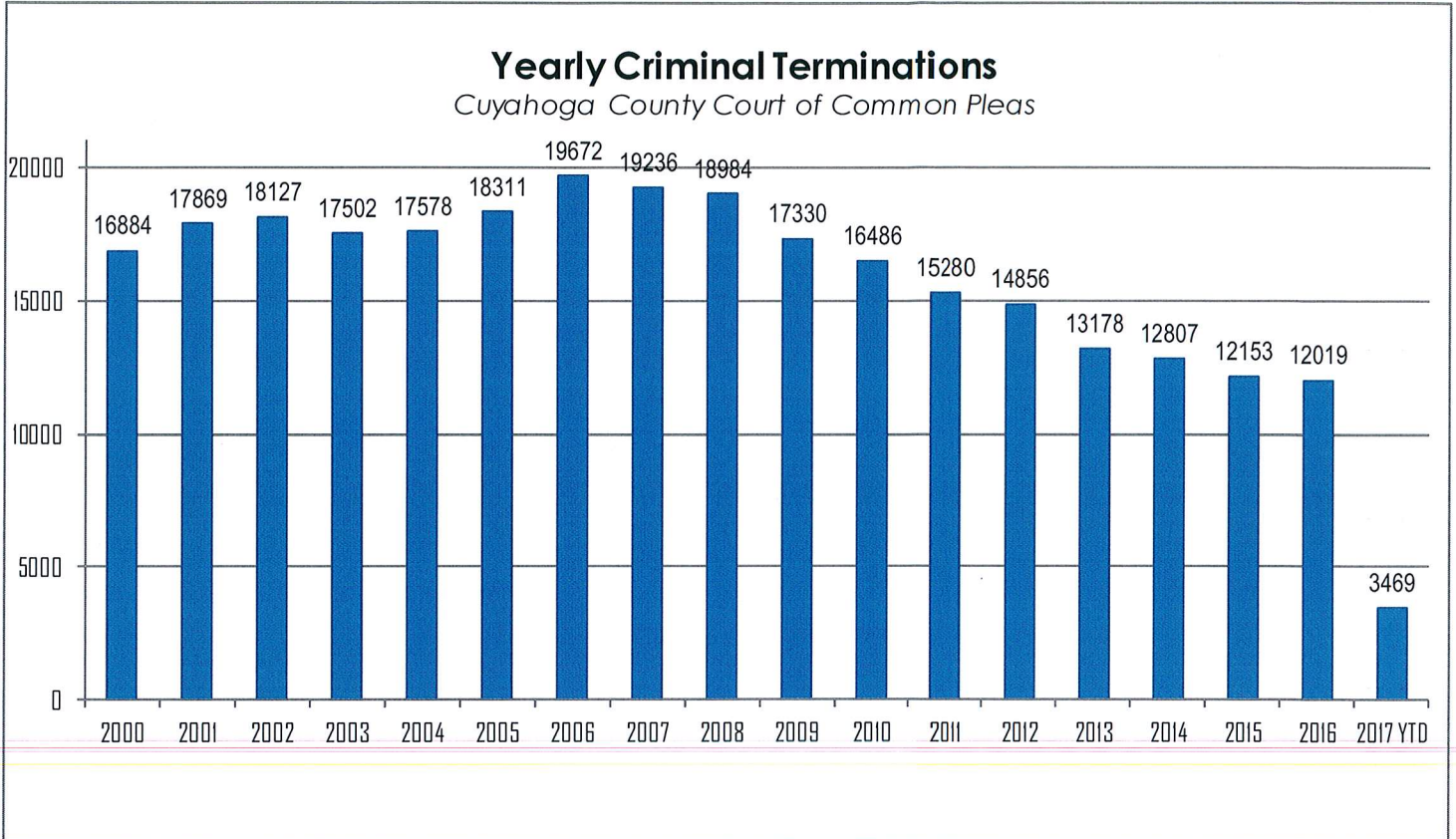
Newly Filed, Re-Activated and Transferred in Cases

The following chart is a representation of all filed cases in Cuyahoga County Court of Common Pleas from 2000 – March 2017. Newly filed cases are defined as having been arraigned and assigned to a Judge. Re-activated cases are defined as cases where a defendant was unavailable for trial and has now become ready to proceed. Transferred cases are defined as cases moved from one judge's docket to another. This could be due to re-assignment to a Mental Health Judge or after additional information indicates that by Court rule, the case should have been assigned to another Judge.



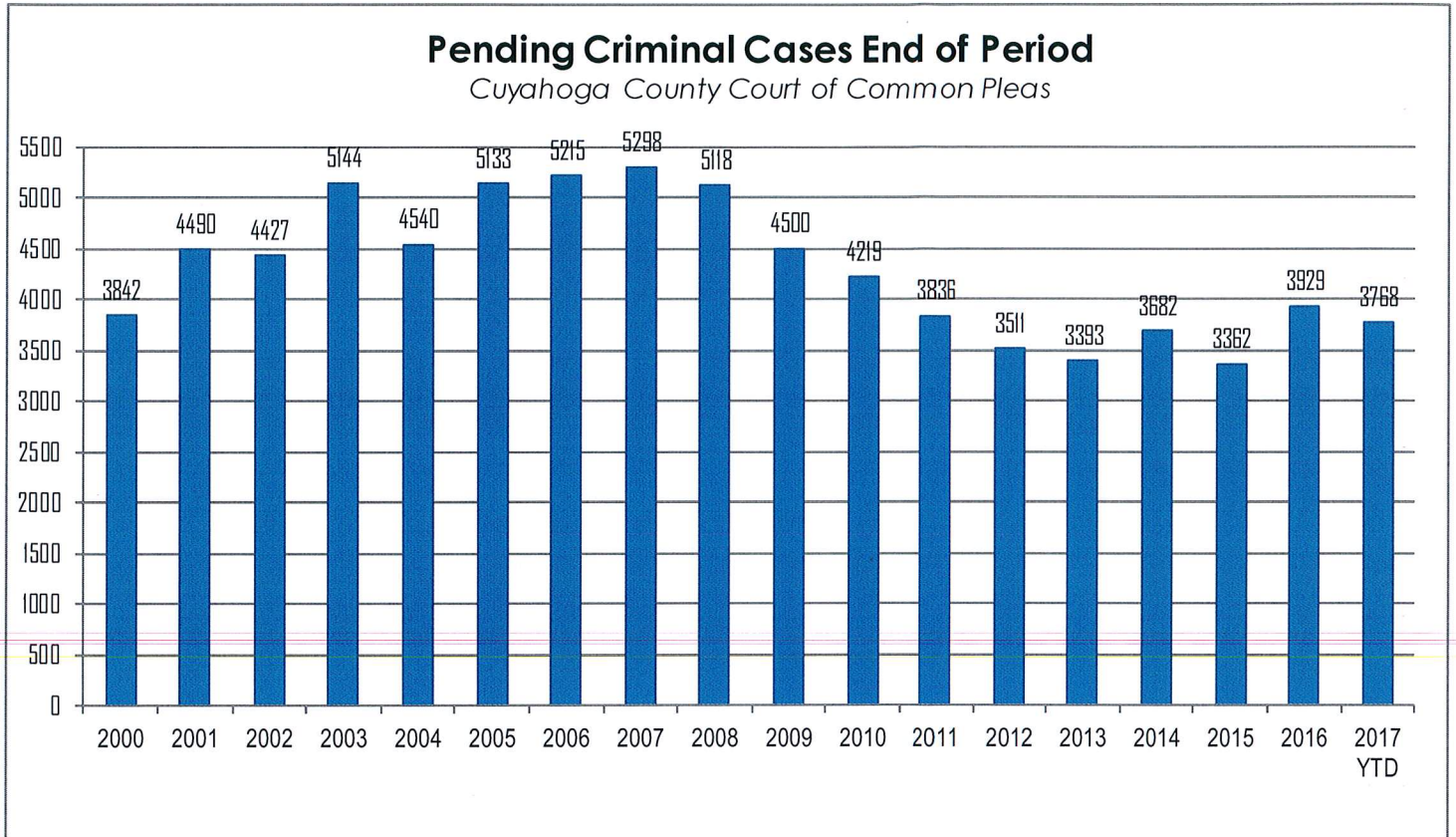
Yearly Criminal Terminations

The following chart represents cases that have been terminated by the court from 2000 – March 2017. These cases have been terminated either by trial; plea, dismissal or a defendant is unavailable for trial or sentencing.



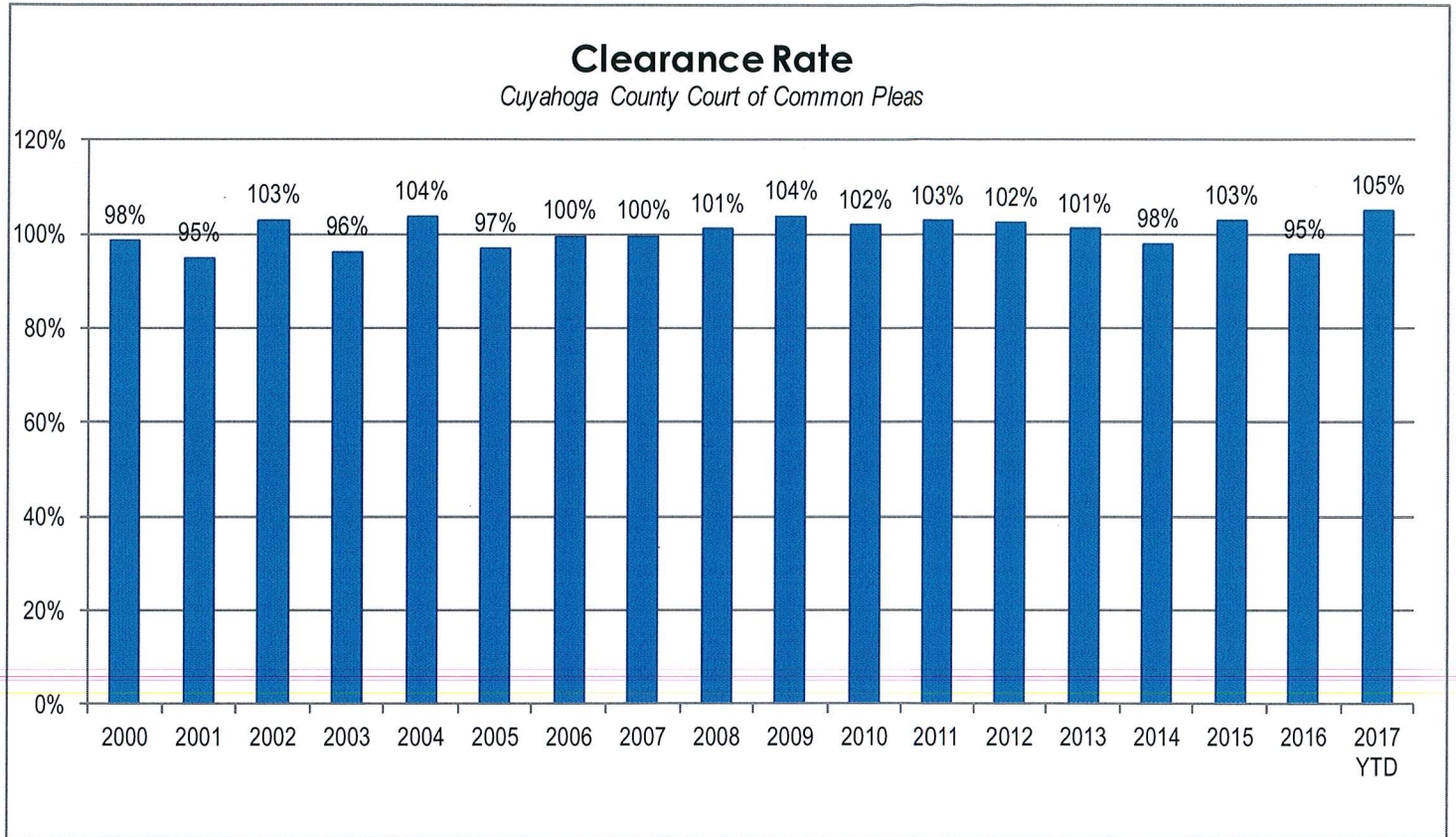
Pending Criminal Cases End of Period

The following chart represents the total number of cases pending at the end of the reporting period from 2000 – March 2017. Pending criminal cases at the end of the period is determined by adding the total number of pending cases at the beginning of the reporting period, and all newly filed, re-activated and transferred in cases. The total number of cases terminated in the period is subtracted from the sum total pending at the beginning of the period to give the value pending at the end of the period.



Clearance Rate

The Clearance Rate is the total number of outgoing cases as a percentage of the number of incoming cases. Clearance rate measures whether the court is keeping up with its incoming caseload. If cases are not disposed in a timely manner, a backlog of cases awaiting disposition will grow. A Clearance Rate of 100% indicates that at least as many cases have been filed, reopened, or reactivated in a period have been disposed.



Arrest to Disposition Timeline

Arrest to disposition timeline is a method to measure how felony cases flow through the Cuyahoga County Criminal Justice System. By capturing how long a case takes to move from stage to stage, we can examine where problems may exist and where potential improvements in case processing can be made.

The source data was extracted from the Cuyahoga County Court of Common Pleas Case Management System. The overall population of sample data was based on cases terminated in a given month excluding cases that have gone through diversion programs. A case is defined as a defendant and all charges involved in a single incident. The period for the extracted data is from March 2017.

The stages examined were:

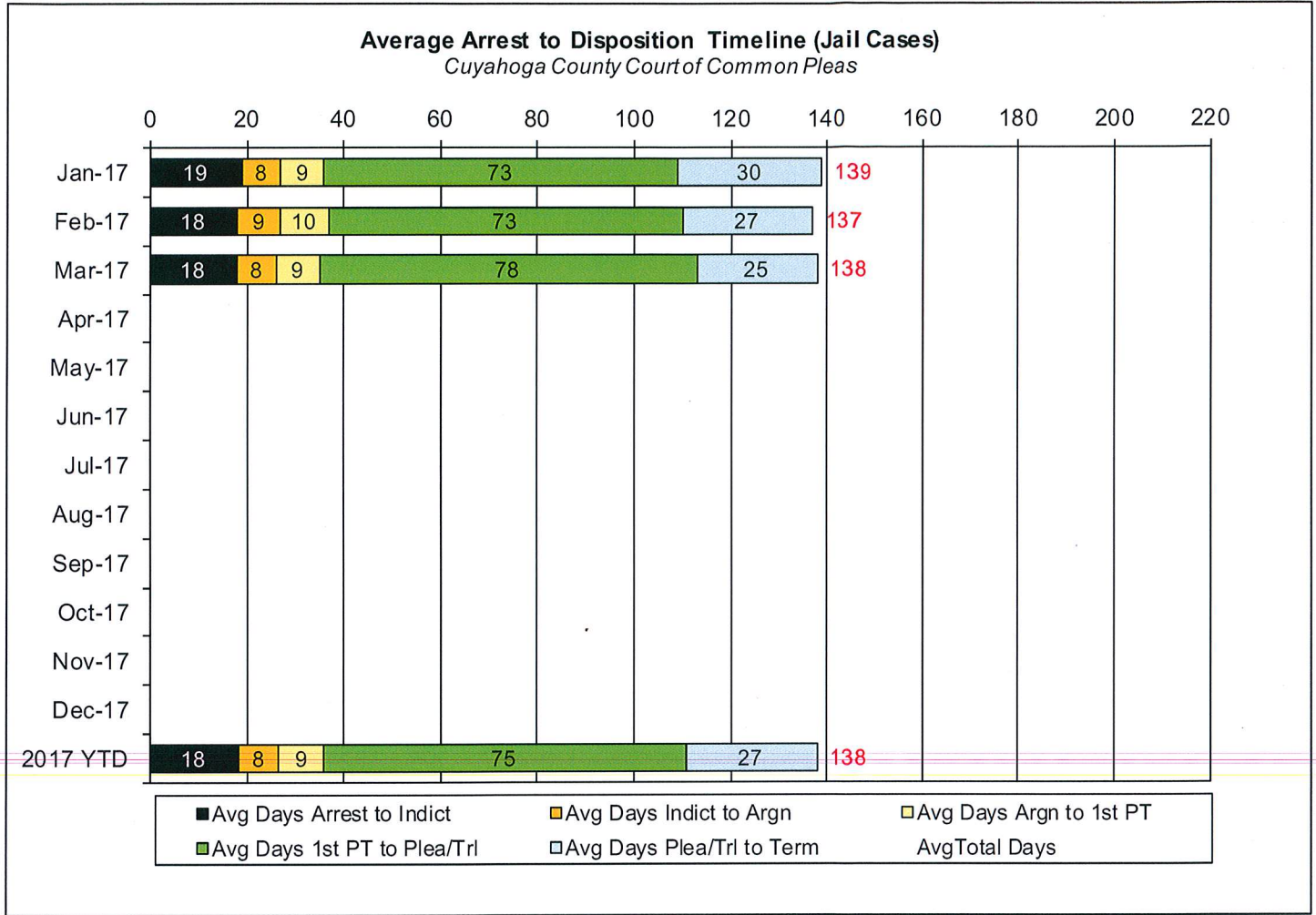
Arrest to Indictment
Indictment to Arraignment
Arraignment to 1st Pre-Trial
1st Pre-Trial to Plea/Trial
Plea/Trial to Termination

Due to the fact that each case may or may not have all of the stage date elements, a method to arrive at stage averages was applied. For a case to be included in the average for a stage there would need to be both dates for the given stage. A case would be included in the Arrest to Indictment stage if both arrest date and indictment date were available. This method was applied to each of the five stages. Next we calculated the total number of cases that met the date criteria for each of the ranges and also the total number of days between each date. To arrive at an average, the total number of days for each case in each range was calculated and divided by the total number of cases that met the date criteria. If a case had a time period or periods where the defendant was capiased or referred to the Psych Clinic, that amount of time was subtracted from the appropriate range. For re-indicted cases, the original arrest date is used.

The following three charts are for Jail, Non-Jail and combined Jail and Non-Jail cases. Jail and Non-Jail cases are defined by the posting of bond prior to plea or trial.

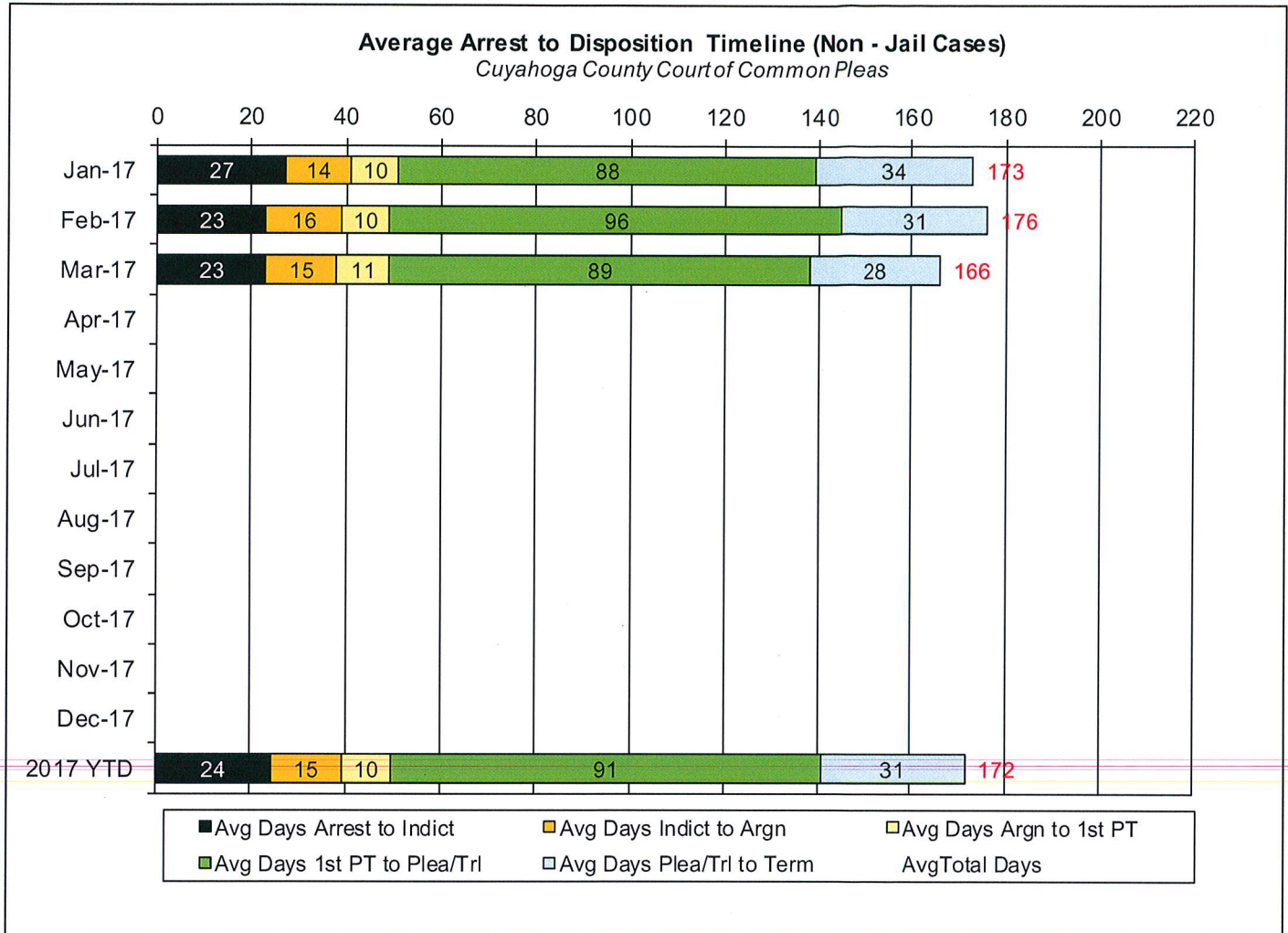
CUYAHOGA COUNTY COMMON PLEAS COURT

Average Arrest to Disposition Timeline (Jail Cases)



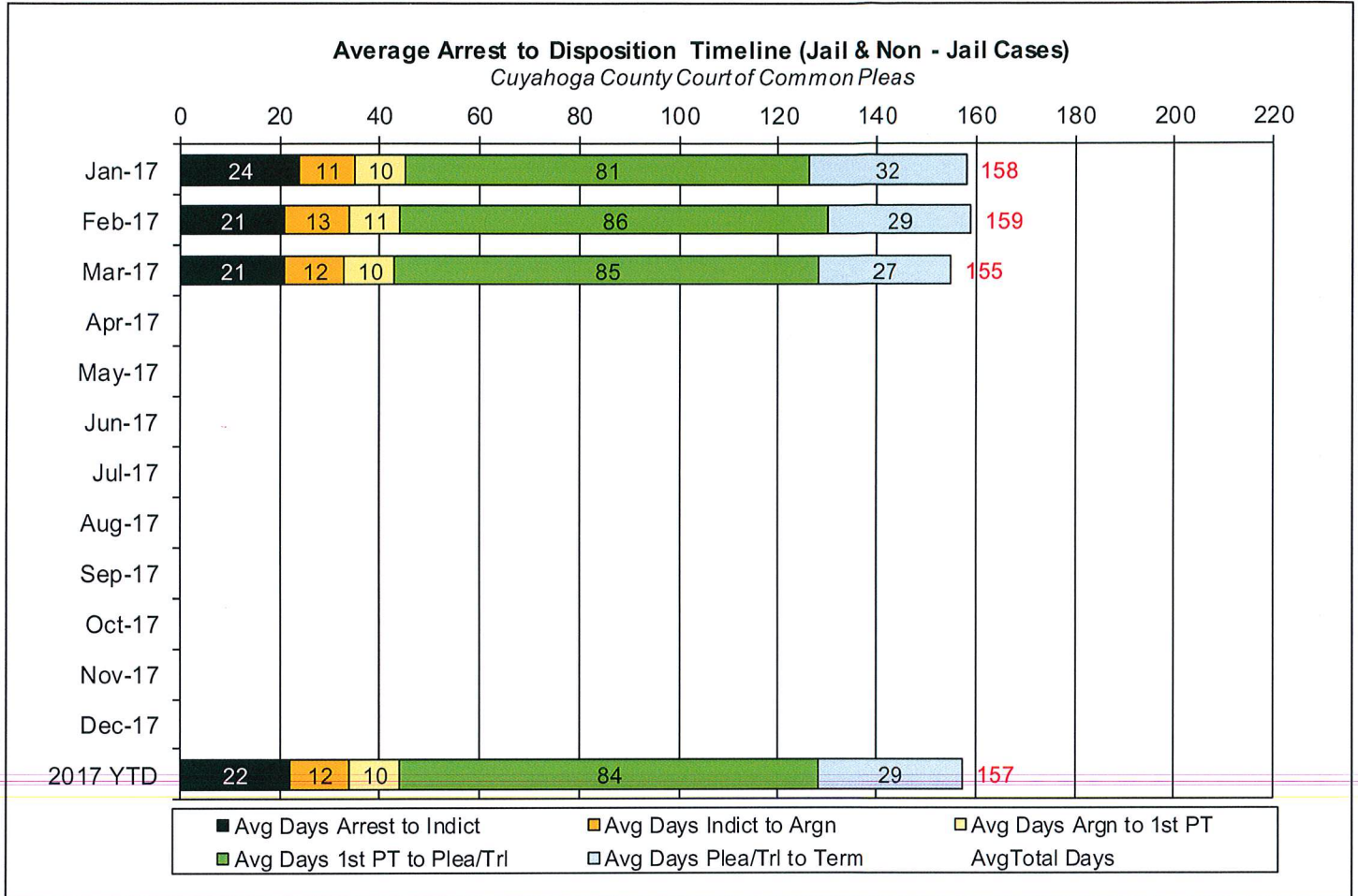
CUYAHOGA COUNTY COMMON PLEAS COURT

Average Arrest to Disposition Timeline (Non-Jail Cases)



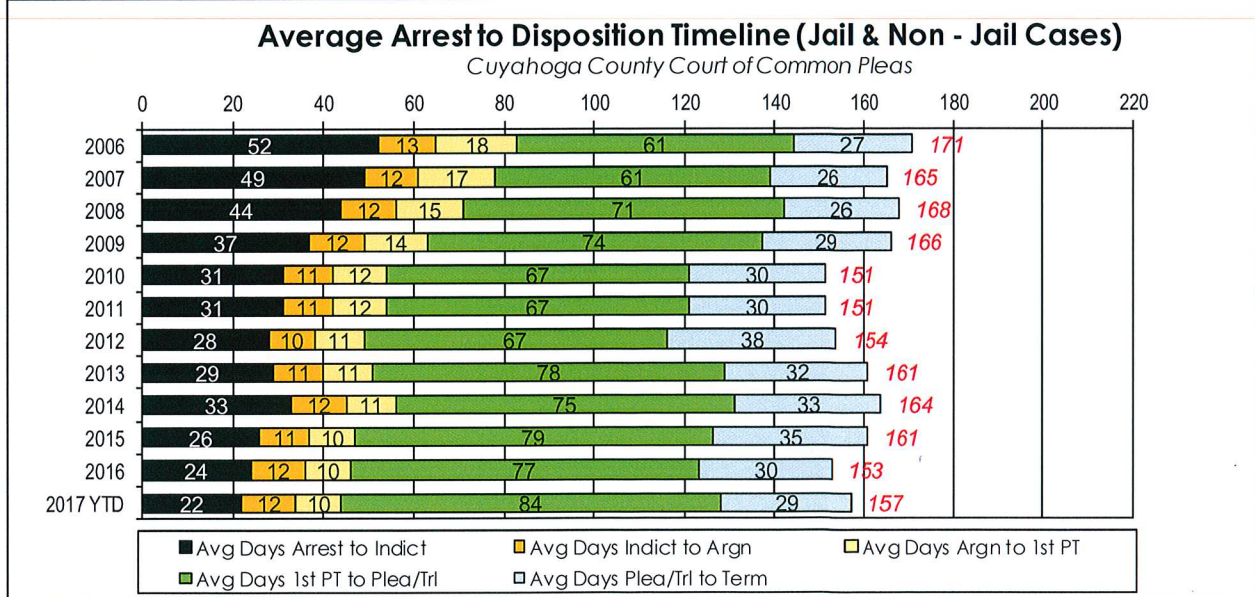
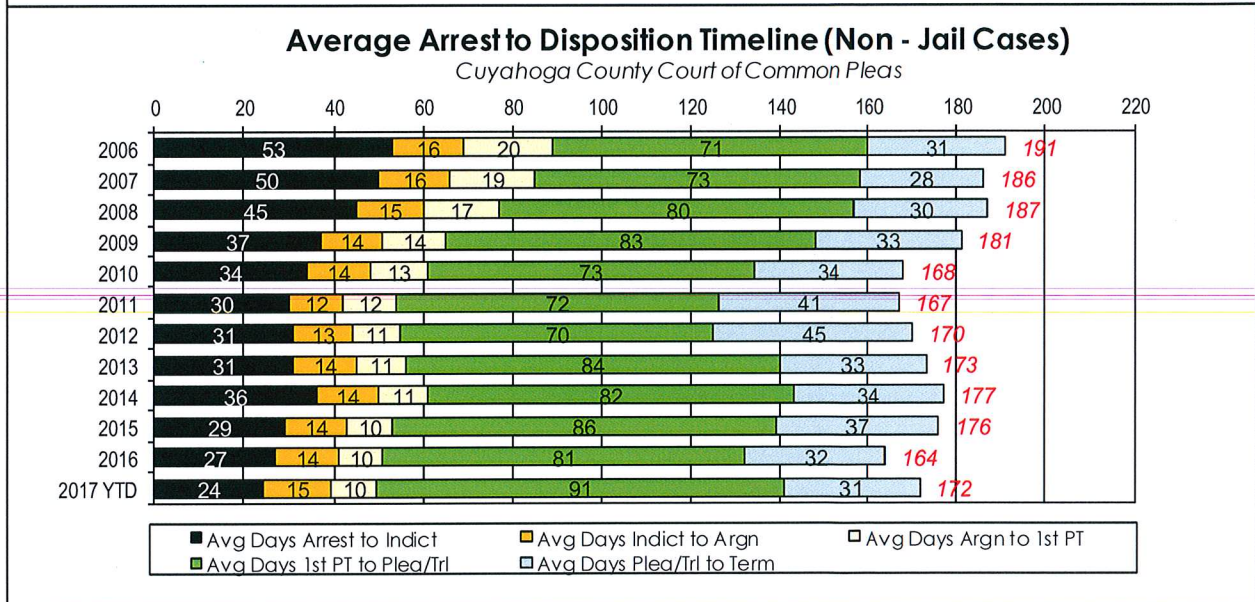
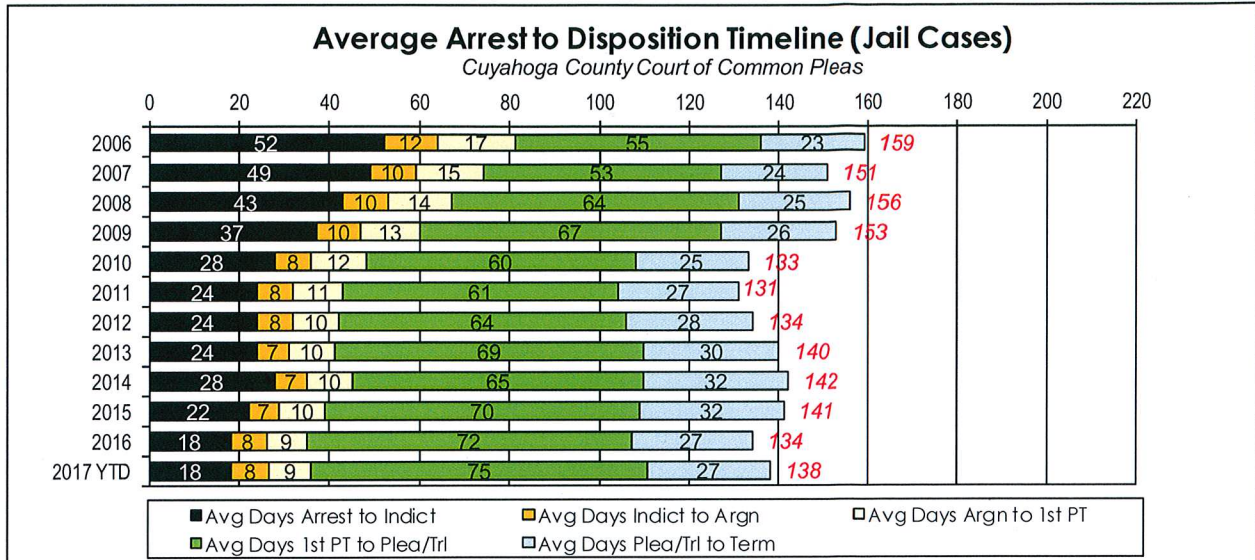
CUYAHOGA COUNTY COMMON PLEAS COURT

Average Arrest to Disposition Timeline (Jail and Non-Jail Cases)



CUYAHOGA COUNTY COMMON PLEAS COURT

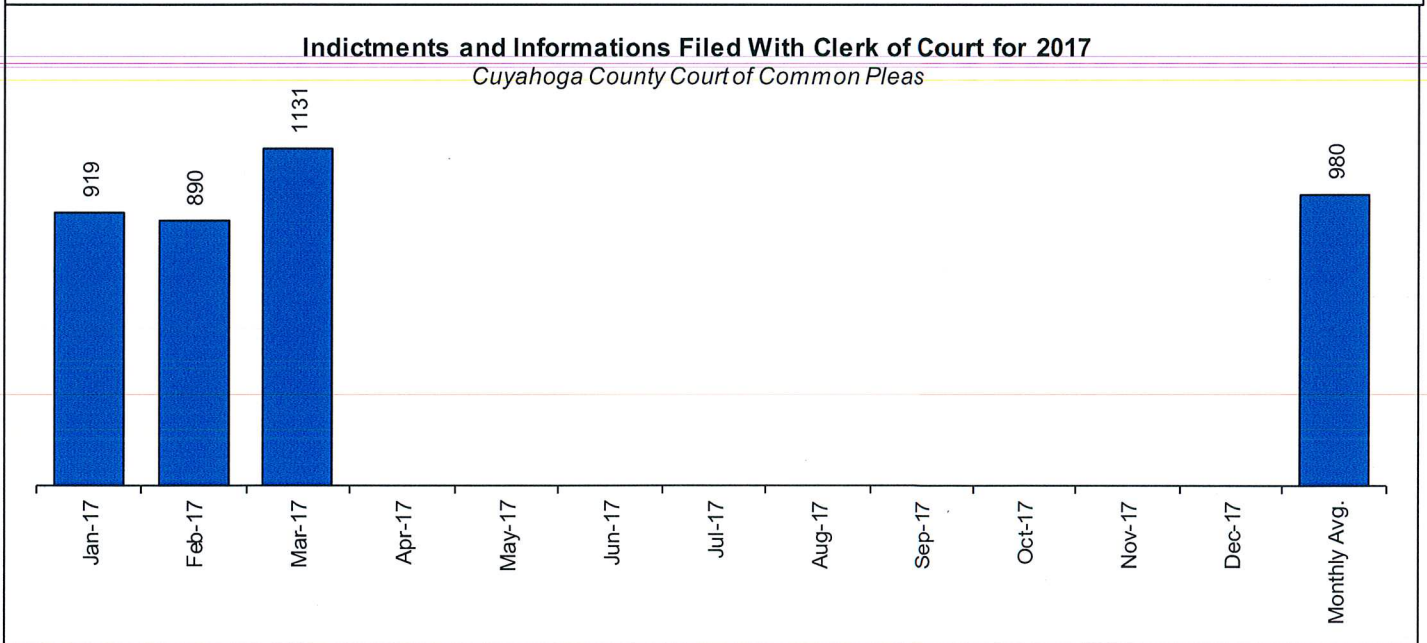
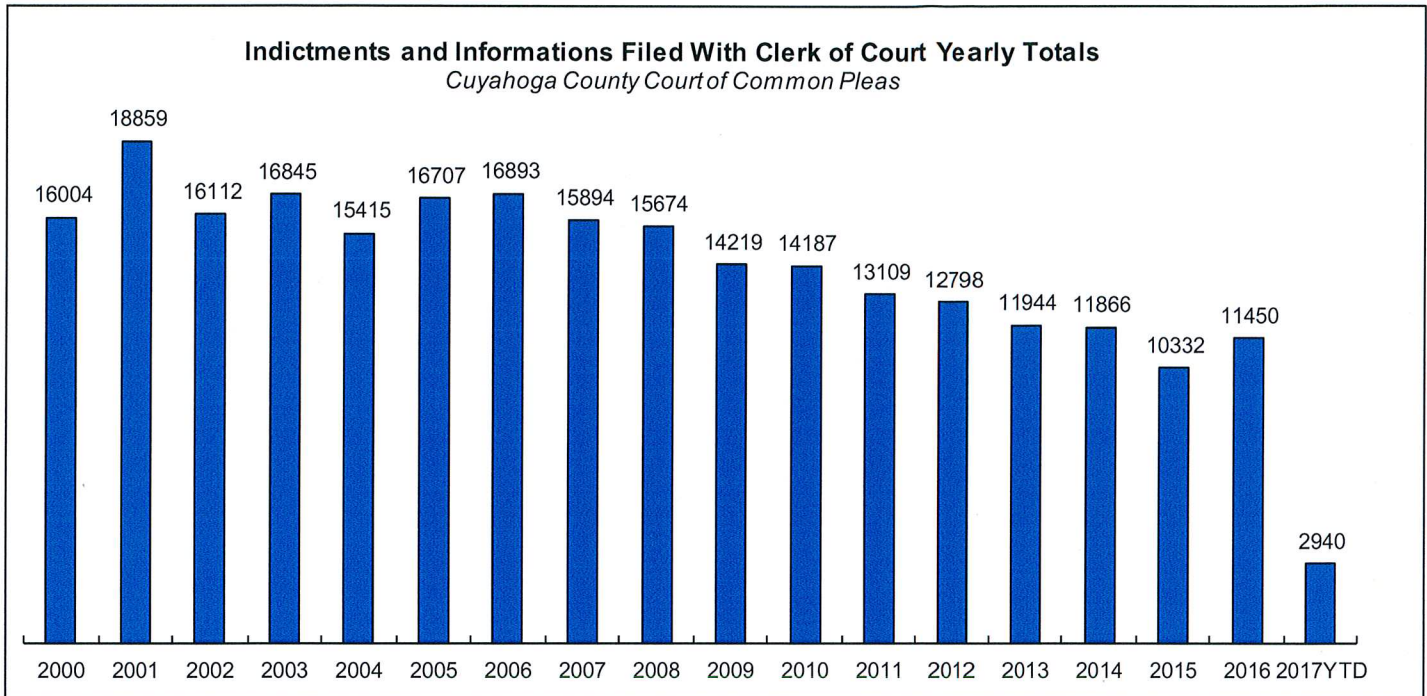
Yearly Average Arrest to Disposition Timeline



CUYAHOGA COUNTY COMMON PLEAS COURT

Indictments and Informations Filed With the Clerk of Courts

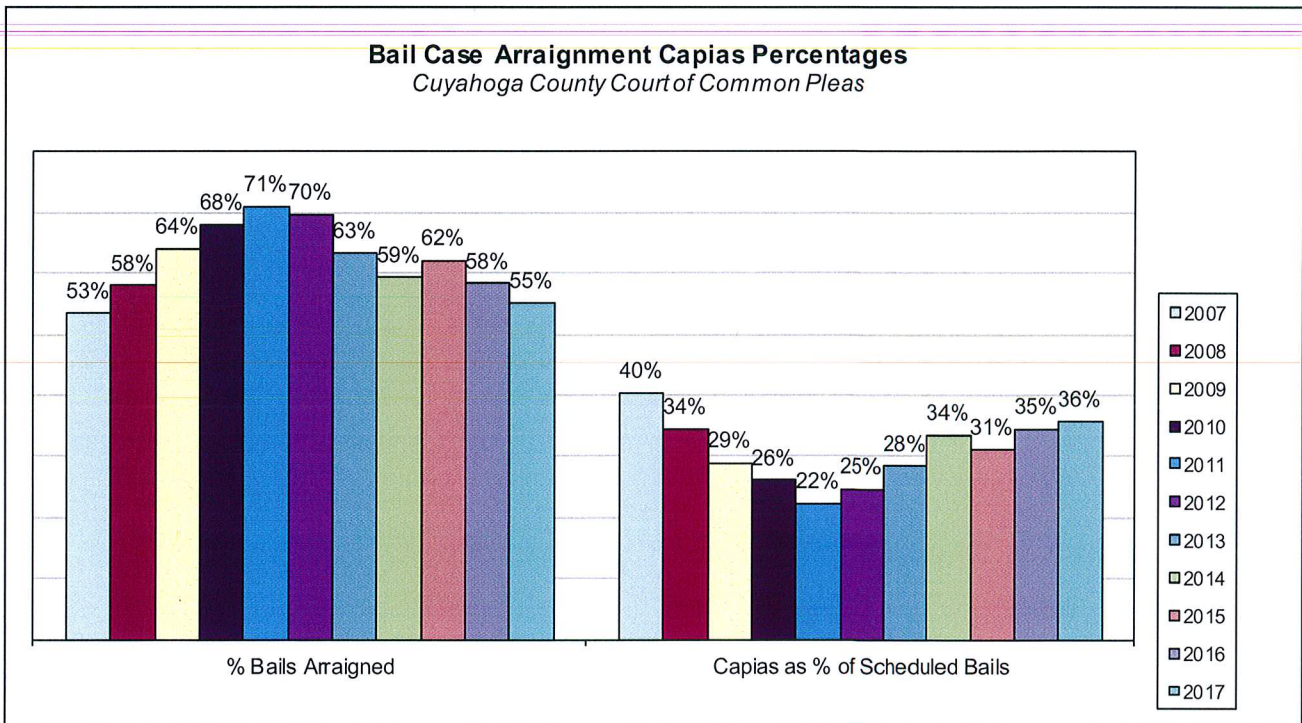
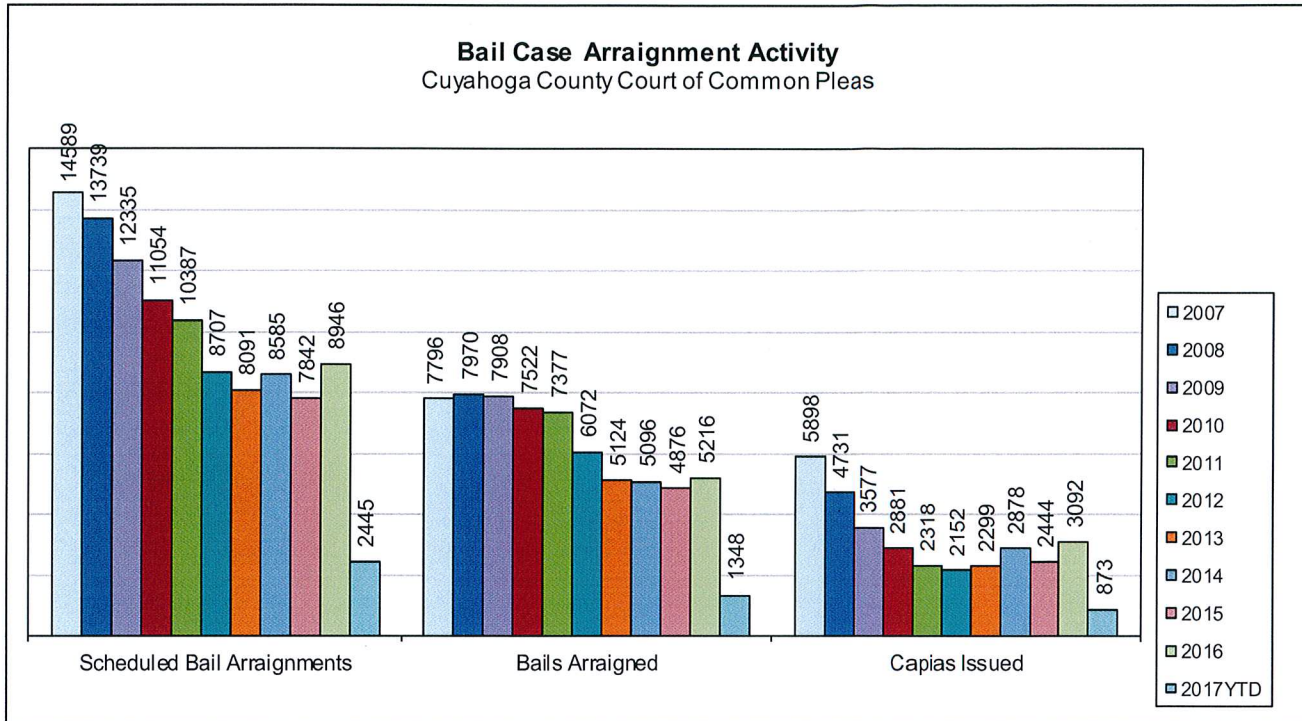
The following charts are reflective of Indictments and Informations filed with the Criminal Clerk of Courts from 2000. The source for this information was the Criminal Clerk's Office.



CUYAHOGA COUNTY COMMON PLEAS COURT

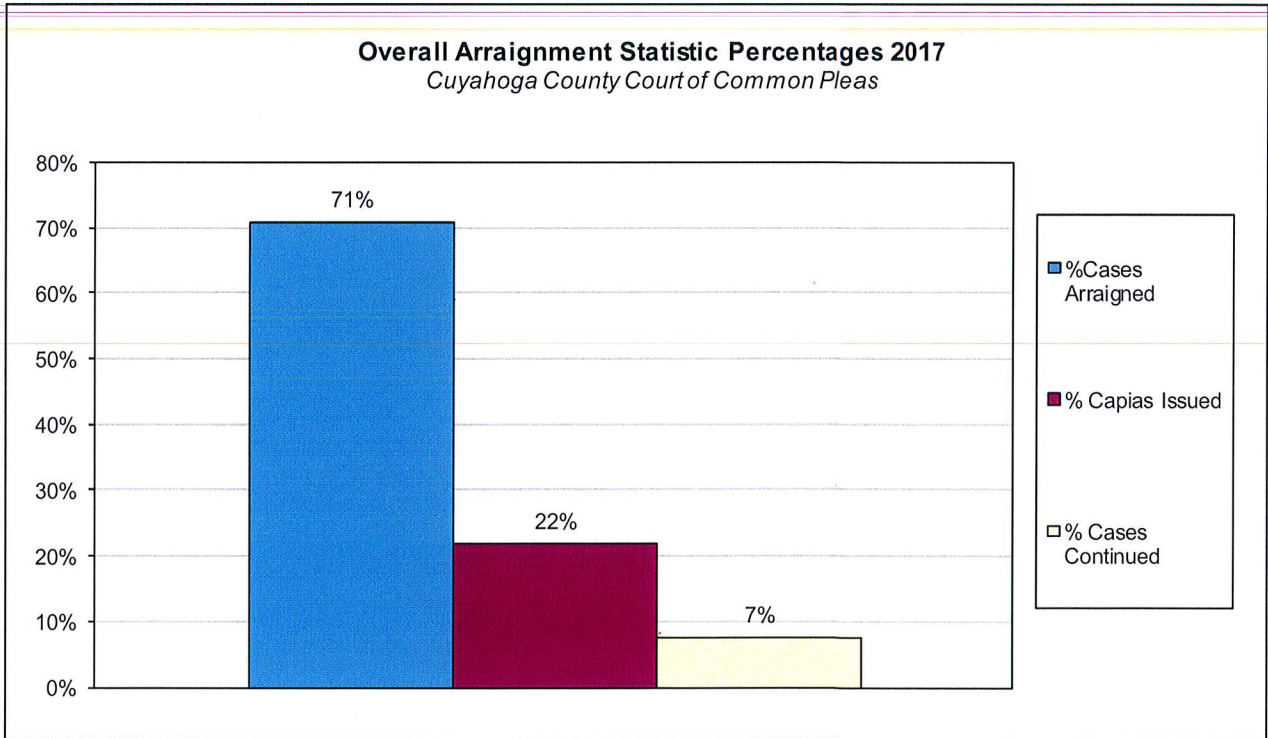
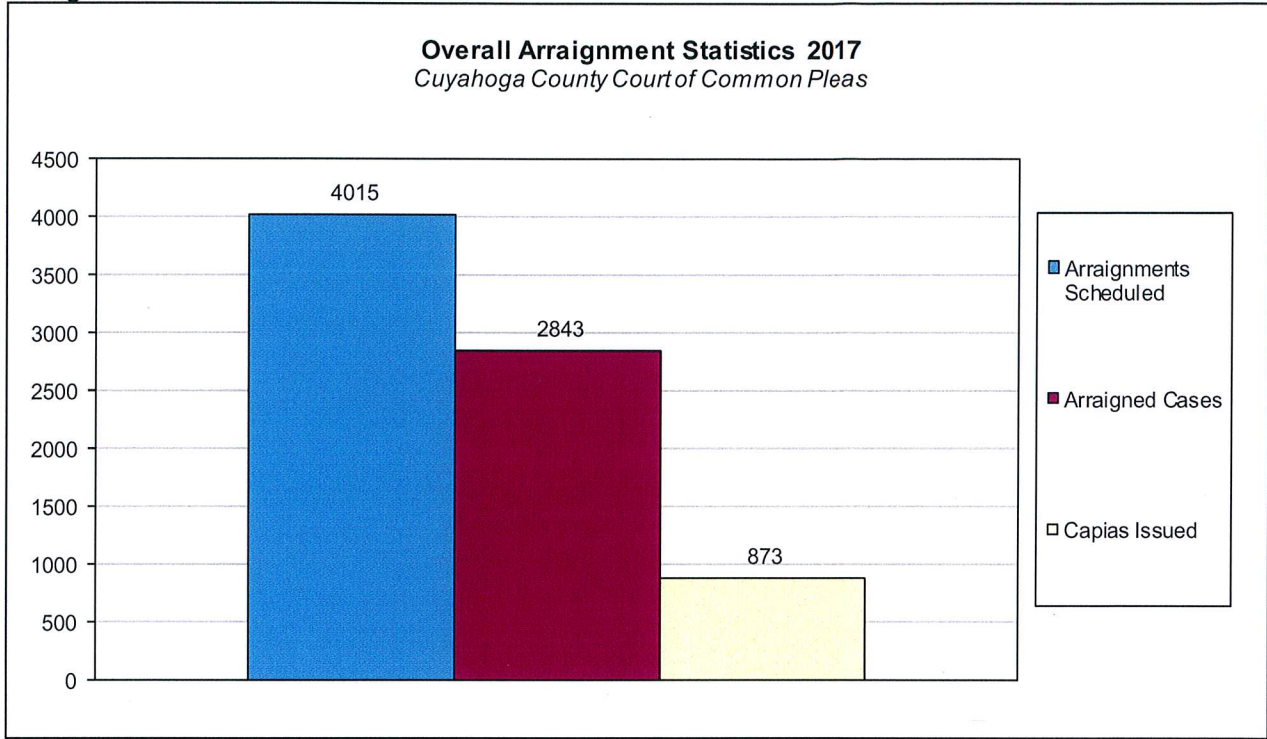
Bail Case Arraignment Activity

The following charts are reflective of arraignment activity where the defendant was not incarcerated at the time of arraignment. The source for this information was the Criminal Records Department.



Overall Arraignment Statistics

The arraignment statistics were provided by the Criminal Records Department. They are provided to give a representation of arraignment activity in the Court in 2017. These statistics include jail and non – jail arraignments.



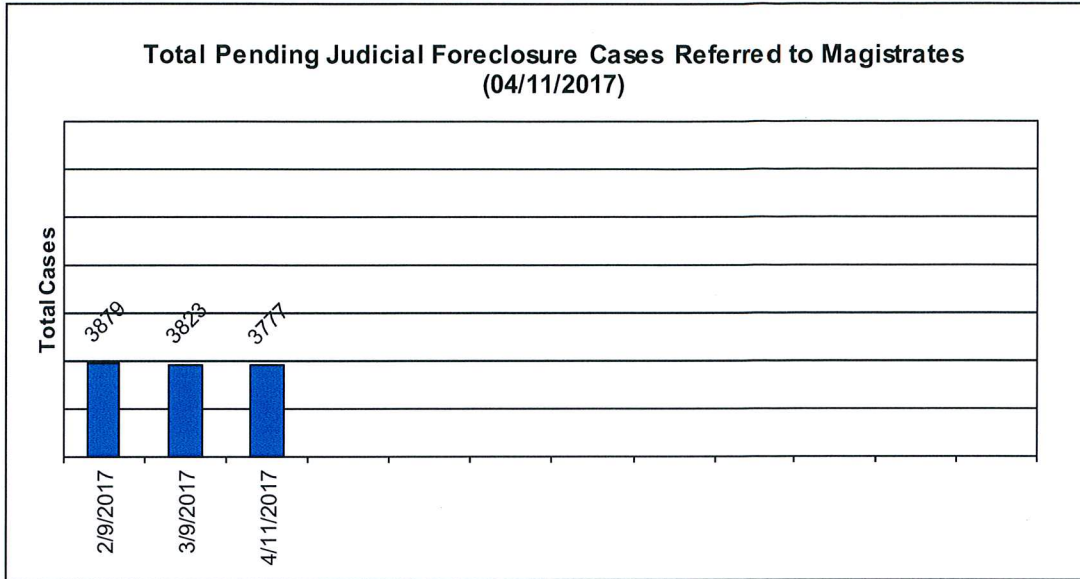
Judicial Foreclosure Statistics¹

¹ For clarification purposes, Foreclosure cases in this report are identified as Judicial Foreclosure filings (filing codes 1460 (Foreclosure Marsh. Of Lien), 1465(Tax Lien), 1466 (Tax Certificate), 1470 (Quiet Title), and 1480 (Partition)). These cases are different from Board of Revision Foreclosures, which are not reported here.

CUYAHOGA COUNTY COMMON PLEAS COURT

Total Pending Judicial Foreclosure Cases Referred to Magistrates


The following chart is a display of the total number of pending Judicial Foreclosure cases referred to the Magistrates on specific dates. The table below shows the number of these cases pending from each year since 2000.



	As of:	2/9/2017	3/9/2017	4/11/2017														
Year																		
2000		0	0	0														
2001		0	0	0														
2002		0	0	0														
2003		1	1	0														
2004		0	0	0														
2005		0	0	0														
2006		0	1	0														
2007		1	3	1														
2008		1	1	1														
2009		2	2	2														
2010		3	4	3														
2011		7	4	5														
2012		7	7	7														
2013		16	13	11														
2014		74	66	62														
2015		367	317	265														
2016		2909	2508	2066														
2017		491	896	1354														
Total		3879	3823	3777														

Total Pending Tax Lien & Certificate Cases Referred to Magistrates


The following chart is a display of the number of pending tax Judicial Foreclosure cases referred to the Magistrates on specific dates. The table below shows the number of pending tax Judicial Foreclosure cases in each year since 2000.



	As of:	2/9/2017	3/9/2017	4/11/2017										
Year														
2000		0	0	0										
2001		0	0	0										
2002		0	0	0										
2003		0	0	0										
2004		0	0	0										
2005		0	0	0										
2006		0	0	0										
2007		0	0	0										
2008		0	0	0										
2009		0	0	0										
2010		1	1	1										
2011		2	1	1										
2012		0	0	0										
2013		3	3	1										
2014		17	14	15										
2015		83	73	60										
2016		584	484	381										
2017		62	110	213										
Total		752	686	672										

Percentage of Pending Judicial Foreclosure Cases By Filing Year

The following chart is a representation of the total number of pending Judicial Foreclosure cases by filing year expressed as a percentage on a specific date. The table below is the supporting data for this chart.

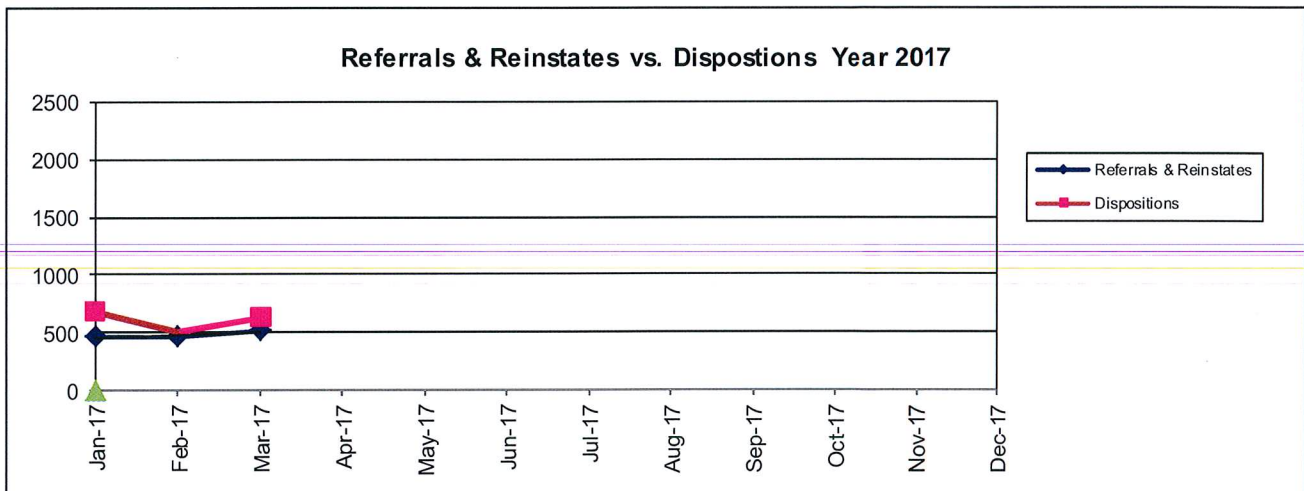
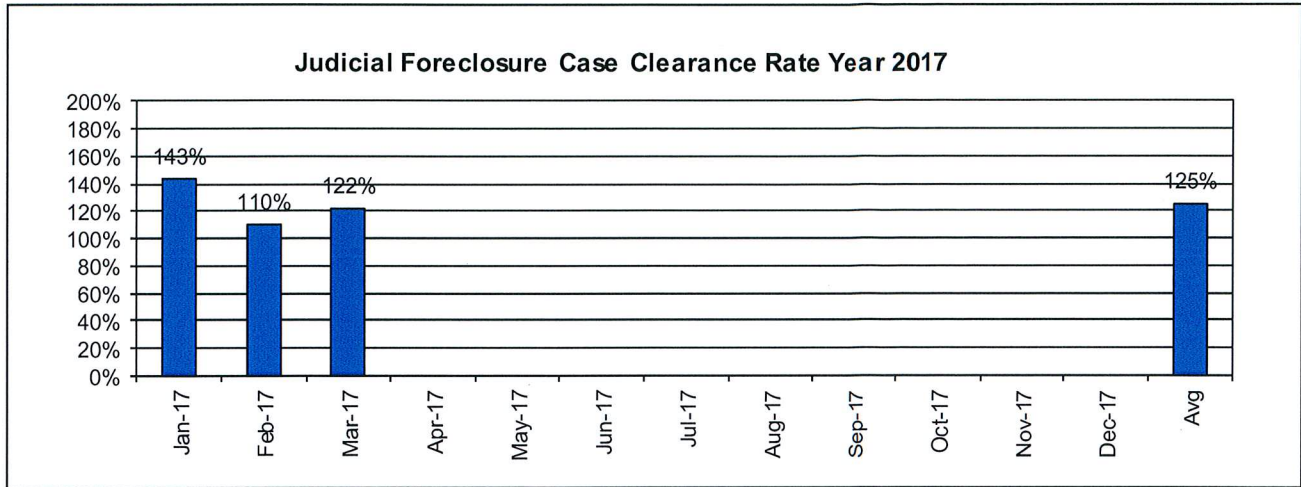


Year	As of:	4/11/2017	% of Total
2000		0	0.00%
2001		0	0.00%
2002		0	0.00%
2003		0	0.00%
2004		0	0.00%
2005		0	0.00%
2006		0	0.00%
2007		1	0.03%
2008		1	0.03%
2009		2	0.05%
2010		3	0.08%
2011		5	0.13%
2012		7	0.19%
2013		11	0.29%
2014		62	1.64%
2015		265	7.02%
2016		2066	54.70%
2017		1354	35.85%
Total		3777	64.15%

CUYAHOGA COUNTY COMMON PLEAS COURT

Judicial Foreclosure Clearance Rate Year 2017

The Clearance Rate is the number of outgoing cases as a percentage of the number of incoming cases. Clearance rate measures whether the court is keeping up with its incoming caseload. If cases are not disposed in a timely manner, a backlog of cases awaiting disposition will grow. A Clearance Rate of 100% indicates that at least as many cases as have been filed, reopened, or reactivated in a period have been disposed.

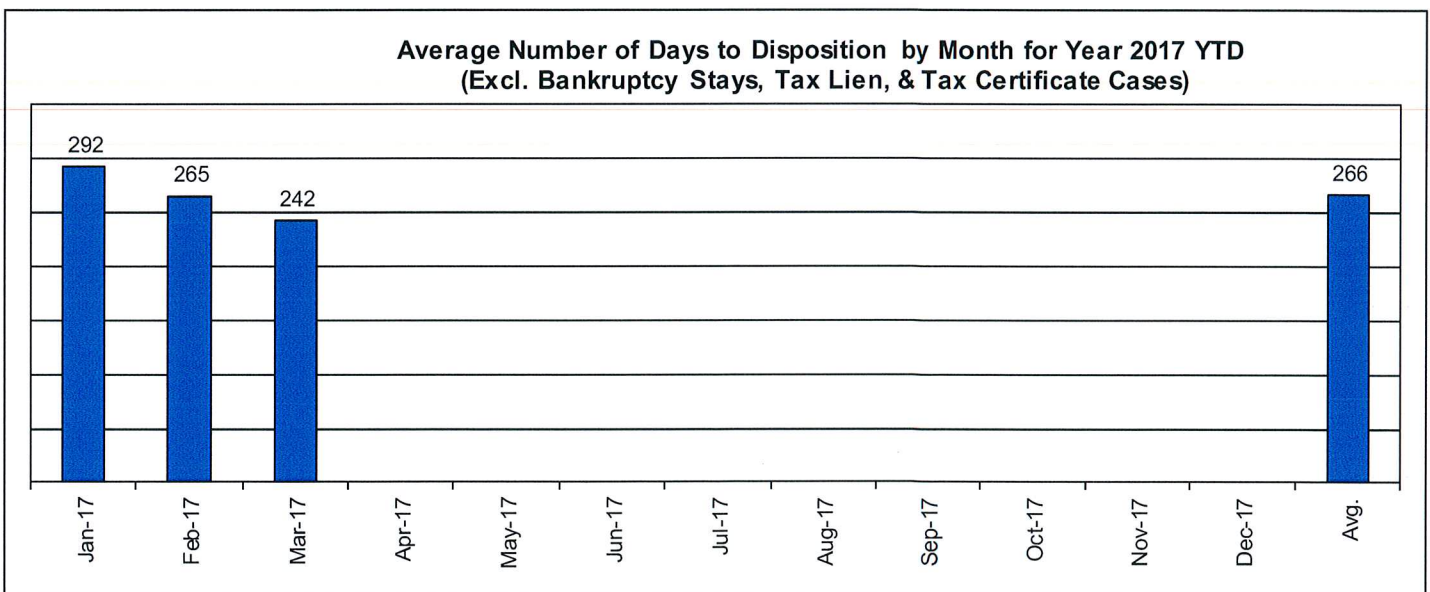
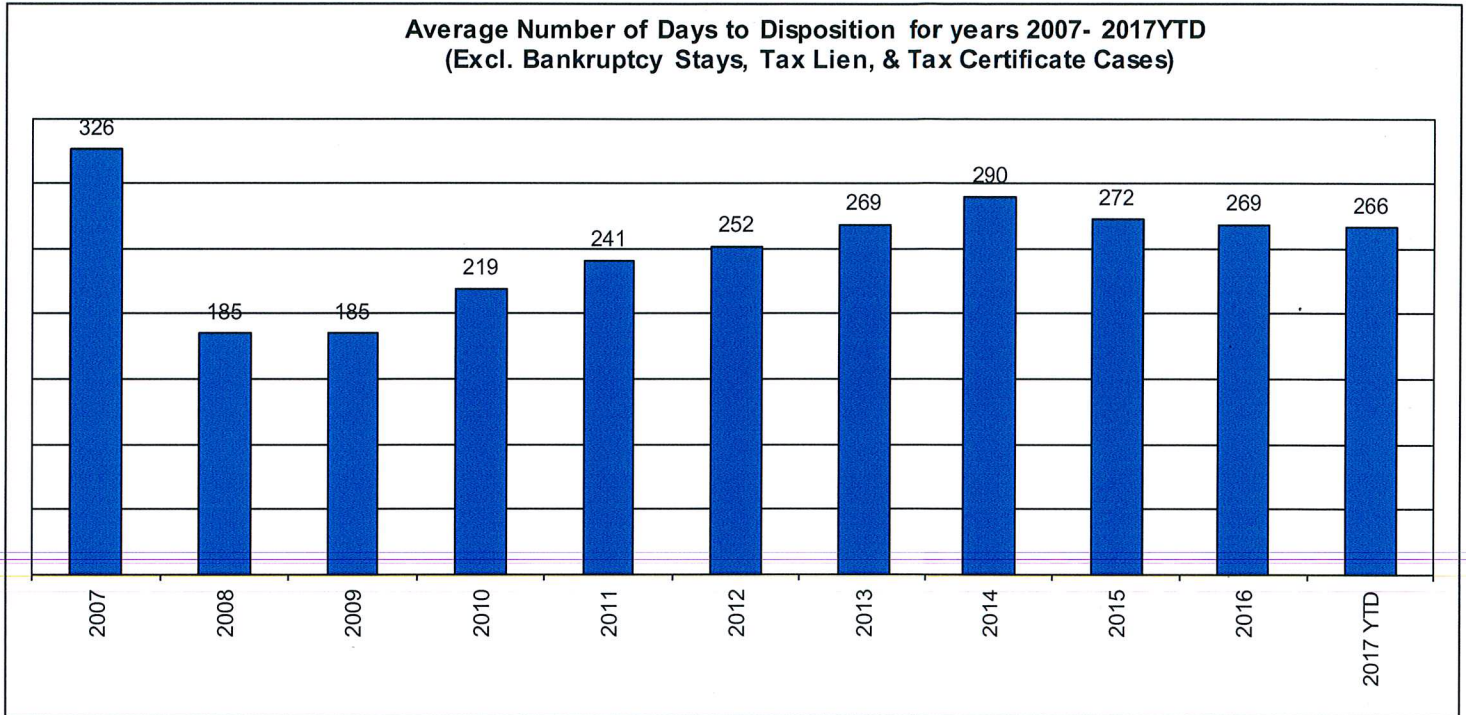


	Referrals & Reinstates	Dispositions	Clearance Rate
Jan-17	471	674	143%
Feb-17	466	513	110%
Mar-17	518	632	122%
Apr-17			
May-17			
Jun-17			
Jul-17			
Aug-17			
Sep-17			
Oct-17			
Nov-17			
Dec-17			
Avg	485	606	125%
Total	1455	1819	

CUYAHOGA COUNTY COMMON PLEAS COURT

Avg. Number of Days to Disp. (Excl. Bank. Stays & Tax Lien & Tax Cert.)

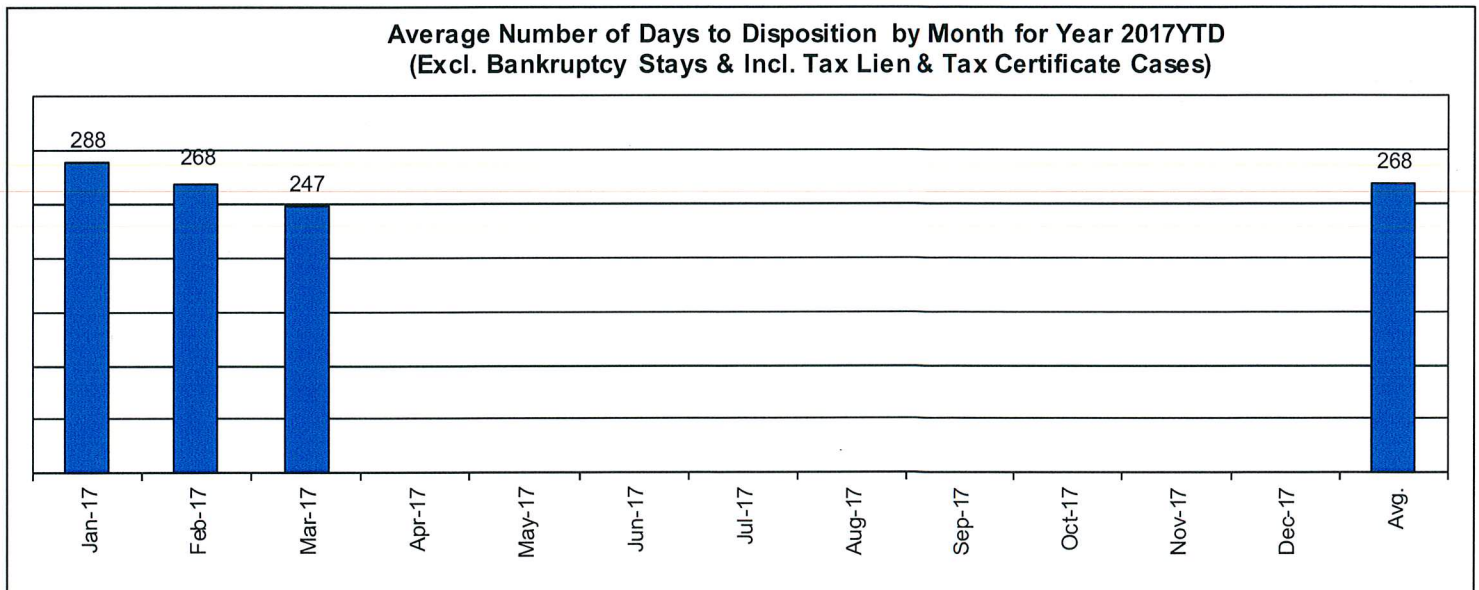
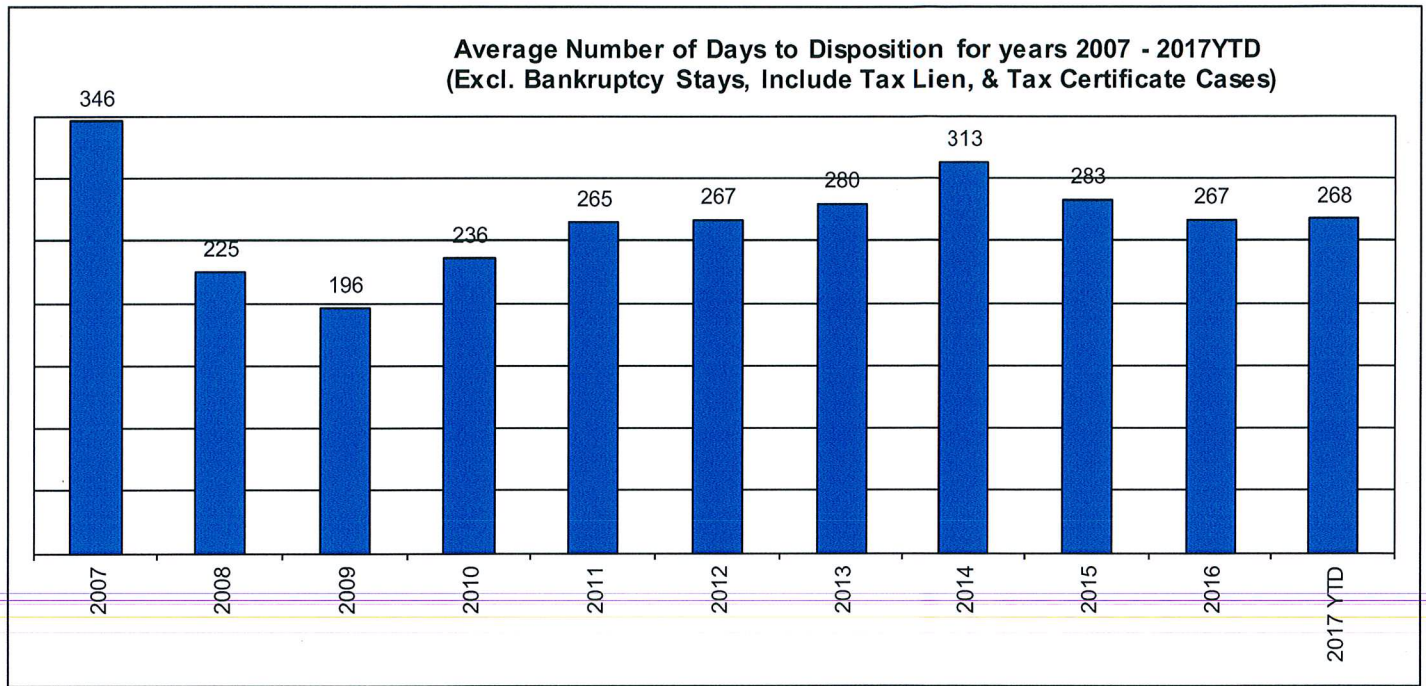
The average number of days to disposition is the number of days from filing to a final disposition entry being filed with the Clerk of Court. The data sample is based on all judicial foreclosure cases terminated by decree or dismissal (cases terminated by bankruptcy are not included) in a month. Each case is examined to determine the number of days between filing and termination with the periods that a case may have been in bankruptcy subtracted. Adding the total days of all of the cases minus bankruptcy periods and dividing by the total number of cases calculates the average. In the following chart, tax judicial foreclosure cases are excluded.



CUYAHOGA COUNTY COMMON PLEAS COURT

Avg. Number of Days to Disp. (Excl. Bank. Stays & Incl. Tax Lien & Tax Cert.)

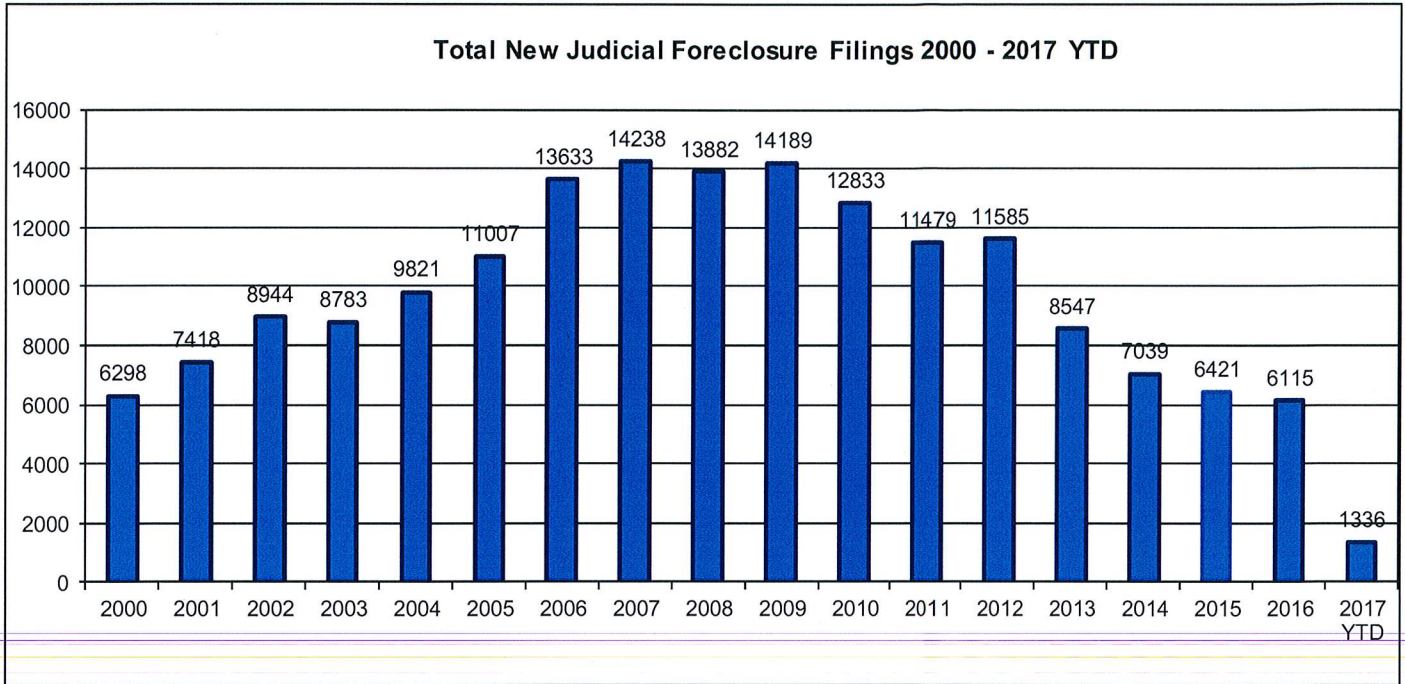
The average number of days to disposition is the number of days from filing to a final disposition entry being filed with the Clerk of Court. The data sample is based on all Judicial Foreclosure cases terminated by decree or dismissal (cases terminated by bankruptcy are not included) in a month. Each case is examined to determine the number of days between filing and termination with the periods that a case may have been in bankruptcy subtracted. Adding the total days of all of the cases minus bankruptcy periods and dividing by the total number of cases calculates the average. In the following chart, all types of Judicial Foreclosure cases are included.



Total New Judicial Foreclosure Filings

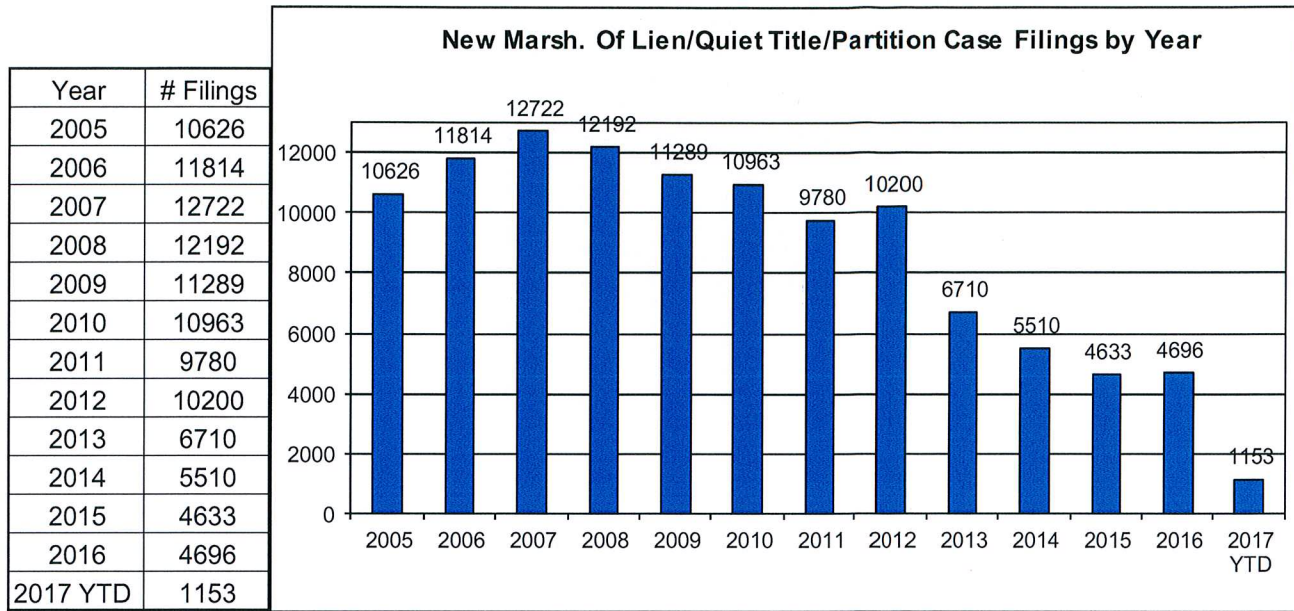
The following charts are provided as a historical view of new judicial foreclosure filings.

1. Total New Judicial Foreclosure Filings from 2000 – 2017 by year
2. Total New Marsh of Lien/Quiet Title/Partition Filings from 2005 – 2017 by month
3. Total New Tax Lien & Tax Certificate Filings for 2005 – 2017 by month
4. Total New Judicial Foreclosure Filings from 2005 – 2017 by month

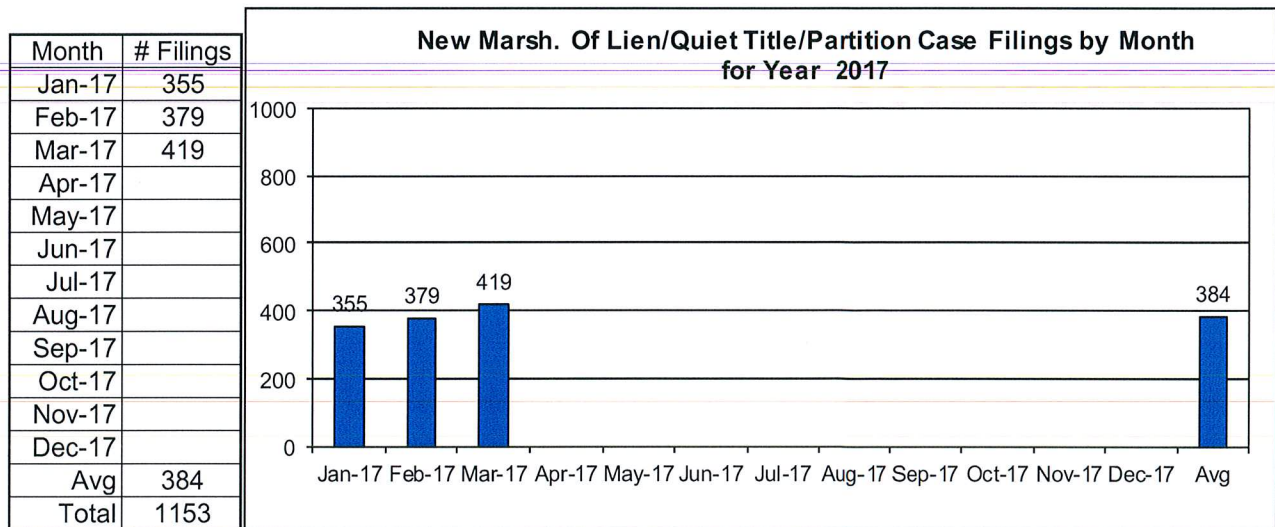


CUYAHOGA COUNTY COMMON PLEAS COURT

New Marsh of Lien/Quiet Title/Partition Case Filings for Years 2005 – 2017 YTD



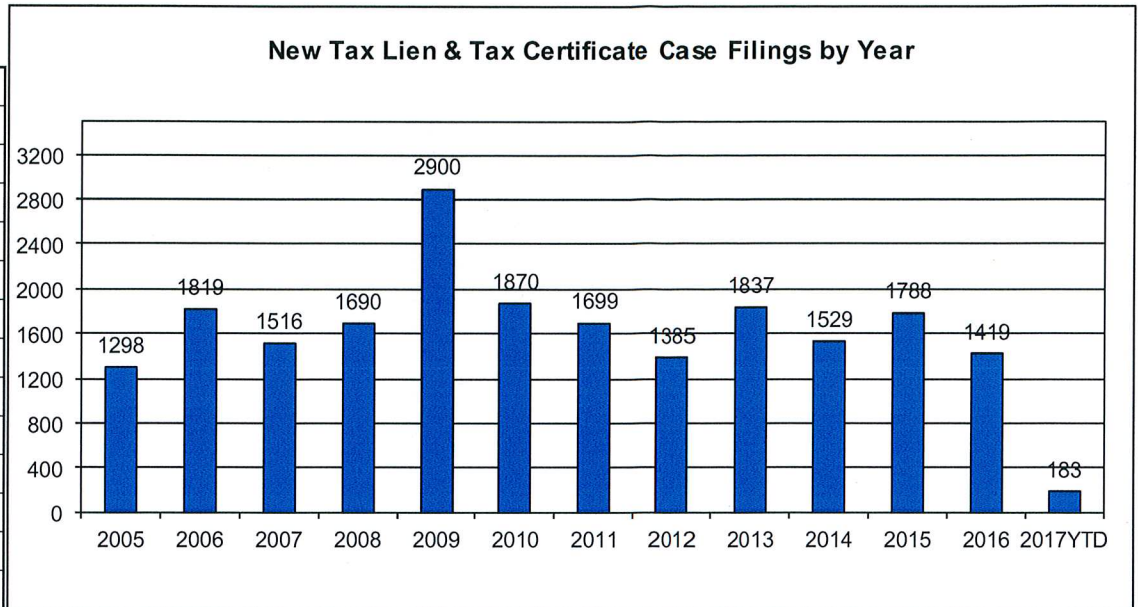
New Marsh of Lien/Quiet Title/Partition Case Filings by month for 2017 YTD



CUYAHOGA COUNTY COMMON PLEAS COURT


New Tax Lien & Certificate Filings for Years 2005 – 2017 YTD

Year	# Filings
2005	1298
2006	1819
2007	1516
2008	1690
2009	2900
2010	1870
2011	1699
2012	1385
2013	1837
2014	1529
2015	1788
2016	1419
2017YTD	183



New Tax Lien & Certificate Filings by Month for Year 2017 YTD

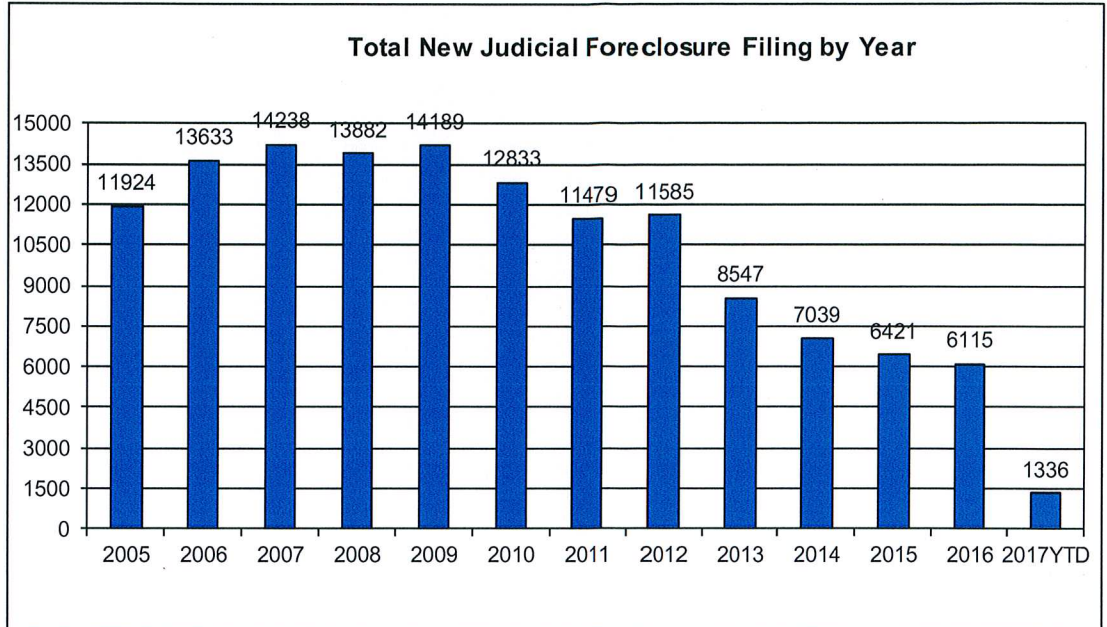
Month	# Filings
Jan-17	38
Feb-17	68
Mar-17	77
Apr-17	
May-17	
Jun-17	
Jul-17	
Aug-17	
Sep-17	
Oct-17	
Nov-17	
Dec-17	
Avg	61
Total	183



CUYAHOGA COUNTY COMMON PLEAS COURT

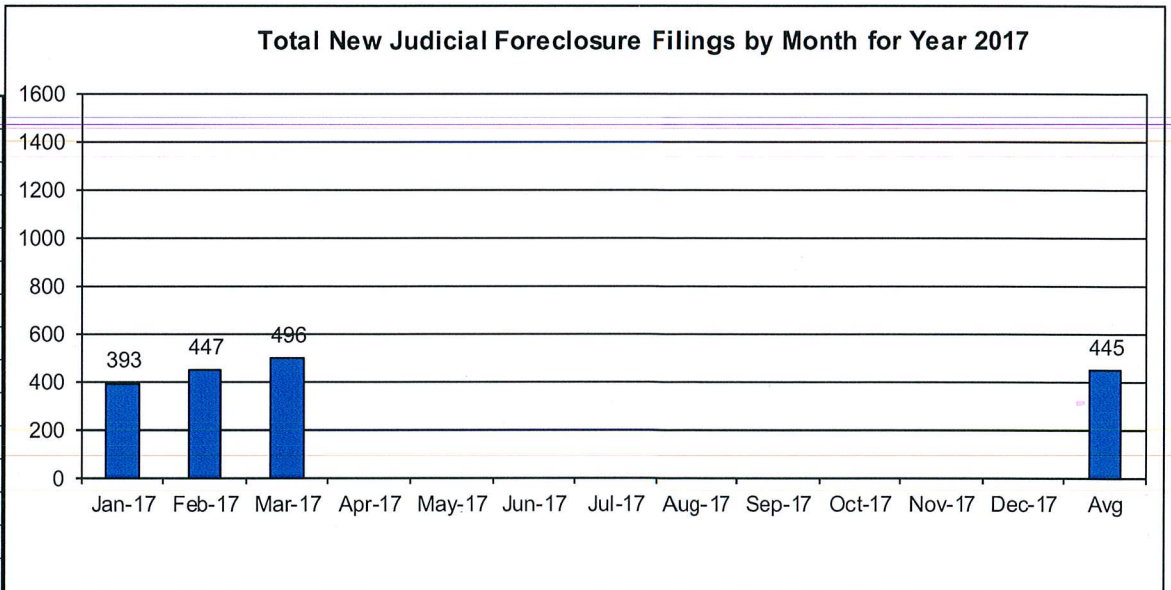
Total New Judicial Foreclosure Filings Years 2005 – 2017 YTD

Year	# Filings
2005	11924
2006	13633
2007	14238
2008	13882
2009	14189
2010	12833
2011	11479
2012	11585
2013	8547
2014	7039
2015	6421
2016	6115
2017 YTD	1336



Total New Judicial Foreclosure Filings by Month for Year 2017 YTD

Month	# Filings
Jan-17	393
Feb-17	447
Mar-17	496
Apr-17	
May-17	
Jun-17	
Jul-17	
Aug-17	
Sep-17	
Oct-17	
Nov-17	
Dec-17	
Avg	445
Total	1336



Magistrate's Monthly Reports

The Magistrates' Monthly Report consists of 5 reports. Below is a description of each.

Magistrate's Monthly Supplemental Journal Entry Report (R415)

Retrieves total number of supplemental entries and Decrees of Confirmation of Sheriff's sale created during a specific period. A supplemental entry is any journal created by a magistrate, which does not close out a case. For example, any magistrate's order (MG) setting a hearing, any journal entry (JE) ruling on a motion, journals confirming Sheriff's sales, etc.).

Magistrate's Full Disposition Count by Magistrate Report (R413)

Retrieves total number of cases disposed of during a specific period. The dispositions are grouped by Magistrate and then broken down by the type of disposition (i. e. Default, Dismissed with Prejudice, Dismissed without Prejudice, etc.) This report can be printed three different ways. Including tax cases (Full Dispositions), excluding tax cases (Non-Tax Dispositions), and Tax cases only (Tax Dispositions).

Magistrate's Monthly Cases Referred/Reinstated Report (R418)

Retrieves newly filed cases referred to the Magistrates Dept. and cases previously disposed by the Magistrates Dept. that are reinstated and re-referred to the magistrates. The cases are separated by Tax (filing code 1465; Tax Judicial Foreclosure & 1466; Tax Certificate Judicial Foreclosure) and Non-Tax (1460; Judicial Foreclosure Marsh. Of Lien, 1480; Partition, 1470; Quiet Title, misc. (i. e. 1391; Contract Other, etc.).

Magistrate's Monthly Hearing Totals Report (R3146)

Retrieves total number of hearings held during one month. The hearings are grouped by Magistrate and then broken down by what type hearing was held (i. e. Default, Pretrial, etc.).

Magistrate's Monthly Case Load Report (R3147)

Retrieves individual caseload totals for individual magistrates during a specific period. The cases are grouped by magistrate and then broken down by case type (i. e. tax judicial foreclosure, tax certificate judicial foreclosure and non-tax judicial foreclosure).

CUYAHOGA COUNTY COURT OF COMMON PLEAS

DATE: 04/11/2017
TIME: 9:30 AM

OFFICE OF THE MAGISTRATES
MAGISTRATE'S MONTHLY SUPPLEMENTALS BY CASE
REPORTING PERIOD: MARCH 2017

PAGE: 1
CMSR415D

SUPPLEMENTALS

AUGUSTYN	207
BAKER	375
BUCHA	201
DAY	304
DYKE	238
GAUNTNER	0
GONZALEZ	260
HIPPLEY	207
JACKSON A	177
JACKSON J	0
KLEIN	235
LUCAS	229
VOZAR	287
WEISS	310
UNACCOUNTED FOR	0

TOTAL 3030

CONFIRMATIONS

TOTAL 4

CUYAHOGA COUNTY COURT OF COMMON PLEAS

OFFICE OF THE MAGISTRATES

Full Disposition Count by Magistrate

REPORTING PERIOD: FROM 03/01/2017 TO 03/31/2017

DATE: 04/11/2017
TIME: 9:31 AM

PAGE: 1
CMSR413

MagID	Dispose Type	Tax Cert.	Tax Treas.	Total
KCA	Bank	0	1	2
	Def	0	0	9
	Dism	0	1	7
	Ref. Vacate	0	0	0
	Court Trial	0	0	0
	Other	0	5	12
	MAG'S TOTAL		0	7

Decrees	411
Defaults	266
Other	144
Court Trial	1
Dismissals	194
Bankruptcy	27
Ref. Vacated	0
Grand Total	632

GDB	Bank	0	0	4
	Def	4	0	28
	Dism	0	1	21
	Ref. Vacate	0	0	0
	Court Trial	0	0	0
	Other	2	7	16
	MAG'S TOTAL		6	8

SMB	Bank	0	0	0
	Def	2	0	13
	Dism	0	1	10
	Ref. Vacate	0	0	0
	Court Trial	0	0	0
	Other	0	6	9
	MAG'S TOTAL		2	7

CED	Bank	0	0	3
	Def	1	0	17
	Dism	0	1	12
	Ref. Vacate	0	0	0
	Court Trial	0	0	1
	Other	1	0	7
	MAG'S TOTAL		2	1

JTD	Bank	0	1	2
	Def	5	1	42
	Dism	0	1	13
	Ref. Vacate	0	0	0
	Court Trial	0	0	0
	Other	1	8	15
	MAG'S TOTAL		6	11

TG	Bank	0	0	4
	Def	4	0	35
	Dism	2	0	22
	Ref. Vacate	0	0	0
	Court Trial	0	0	0
	Other	1	11	22
	MAG'S TOTAL		7	11

KH	Bank	0	0	3
	Def	0	0	9
	Dism	0	0	13
	Ref. Vacate	0	0	0
	Court Trial	0	0	0
	Other	1	3	6
	MAG'S TOTAL		1	3

ARJ	Bank	0	0	1
	Def	0	0	8
	Dism	0	1	9

CUYAHOGA COUNTY COURT OF COMMON PLEAS

OFFICE OF THE MAGISTRATES

Full Disposition Count by Magistrate

REPORTING PERIOD: FROM 03/01/2017 TO 03/31/2017

DATE: 04/11/2017

TIME: 9:31 AM

PAGE: 2

CMSR413

MagID	Dispose Type	Tax Cert.	Tax Treas.	Total
	Ref. Vacate	0	0	0
	Court Trial	0	0	0
	Other	0	3	6
	<u>MAG'S TOTAL</u>	0	4	<u>24</u>

JLJ				
	Bank	0	0	0
	Def	0	0	0
	Dism	0	0	1
	Ref. Vacate	0	0	0
	Court Trial	0	0	0
	Other	0	0	0
	<u>MAG'S TOTAL</u>	0	0	<u>1</u>

MK				
	Bank	0	0	1
	Def	1	0	16
	Dism	1	1	12
	Ref. Vacate	0	0	0
	Court Trial	0	0	0
	Other	0	6	6
	<u>MAG'S TOTAL</u>	2	7	<u>35</u>

PL				
	Bank	0	0	4
	Def	4	0	28
	Dism	0	3	18
	Ref. Vacate	0	0	0
	Court Trial	0	0	0
	Other	0	9	12
	<u>MAG'S TOTAL</u>	4	12	<u>62</u>

TJV				
	Bank	0	1	1
	Def	2	0	28
	Dism	0	1	26
	Ref. Vacate	0	0	0
	Court Trial	0	0	0
	Other	1	10	20
	<u>MAG'S TOTAL</u>	3	12	<u>75</u>

CW				
	Bank	0	0	2
	Def	6	1	33
	Dism	1	7	30
	Ref. Vacate	0	0	0
	Court Trial	0	0	0
	Other	2	7	13
	<u>MAG'S TOTAL</u>	9	15	<u>78</u>

CUYAHOGA COUNTY COURT OF COMMON PLEAS

DATE: 04/11/2017
 TIME: 09:31 AM

OFFICE OF THE MAGISTRATES
 MAGISTRATE'S MONTHLY REF/REIN CASES
 FROM 03/01/2017 TO 03/31/2017

CMSR418

MAGISTRATE	NEW REFERRALS				REINSTATED			
	Tax Treas.	Tax Cert.	Non-Tax	Total	Tax Treas.	Tax Cert.	Non-Tax	Total
<u>AUGUSTYN/KEVIN/C</u>	5	1	27	33	0	0	3	3
<u>BAKER/GAIL/D</u>	4	3	42	49	2	0	3	5
<u>BUCHA/STEPHEN/M</u>	5	1	27	33	0	0	0	0
<u>DAY/CHRISTOPHER/E</u>	10	0	33	43	0	0	5	5
<u>DYKE/JOHN/T</u>	4	1	37	42	0	0	0	0
<u>GONZALEZ/TRACEY/</u>	4	0	30	34	0	0	2	2
<u>HIPPLEY/KEVIN/</u>	2	0	43	45	1	2	2	5
<u>JACKSON A/AMY/R</u>	5	1	37	43	0	0	0	0
<u>KLEIN/MONICA/</u>	5	1	22	28	0	0	2	2
<u>LUCAS/PAUL/</u>	5	0	40	45	1	0	0	1
<u>VOZAR/THOMAS/J</u>	5	3	44	52	0	0	5	5
<u>WEISS/CAROL/</u>	3	0	40	43	0	0	0	0
<u>TOTAL</u>	57	11	422	490	4	2	22	28
<u>COMBINED TOTAL</u>	518							

CUYAHOGA COUNTY COURT OF COMMON PLEAS

OFFICE OF THE MAGISTRATES

MAG MONTHLY HEARING TOTALS

Reporting Period: March 2017

DATE: 04/11/2017
TIME: 09:31 AM

PAGE: 1
CMSR3146

Monthly Hearing Total 578

AUGUSTYN
 Default Hearings 21
 Tax Hearings 9
 Pretrials 10

 TOTAL: 40

BAKER
 Default Hearings 30
 Tax Hearings 7
 Pretrials 1

 TOTAL: 38

BUCHA
 Default Hearings 17
 Tax Hearings 1
 Pretrials 11

 TOTAL: 29

DAY
 Default Hearings 32
 Tax Hearings 4
 Pretrials 0

 TOTAL: 36

DYKE
 Default Hearings 19
 Tax Hearings 8
 Pretrials 11

 TOTAL: 38

GONZALEZ
 Default Hearings 23
 Tax Hearings 7
 Pretrials 7

 TOTAL: 37

HIPPLEY
 Default Hearings 30
 Tax Hearings 8
 Pretrials 6

 TOTAL: 44

JACKSON A
 Default Hearings 25
 Tax Hearings 9
 Pretrials 19

 TOTAL: 53

KLEIN
 Default Hearings 37
 Tax Hearings 12
 Pretrials 18

 TOTAL: 67

LUCAS
 Default Hearings 43
 Tax Hearings 19
 Pretrials 11

 TOTAL: 73

CUYAHOGA COUNTY COURT OF COMMON PLEAS

OFFICE OF THE MAGISTRATES

MAG MONTHLY HEARING TOTALS

Reporting Period: March 2017

DATE: 04/11/2017
TIME: 09:31 AM

PAGE: 2
CMSR3146

TOTAL:	73
VOZAR	
Default Hearings	40
Tax Hearings	10
Pretrials	26
<hr/>	
TOTAL:	76
WEISS	
Default Hearings	26
Tax Hearings	9
Pretrials	12
<hr/>	
TOTAL:	47

CUYAHOGA COUNTY COURT OF COMMON PLEAS

DATE: 04/11/2017
 TIME: 9:31 AM

Office of the Magistrates
 Magistrate's Monthly Case Load
 MONTH: MARCH 2017

PAGE: 1
 CMSR3147

Magistrate Name	Non Tax Total	Tax Cert.	Tax Treas.	Total Tax	Total Cases
AUGUSTYN	126	7	25	32	158
BAKER	206	7	45	52	258
BUCHA	129	3	23	26	155
DAY	170	3	27	30	200
DYKE	175	12	35	47	222
GONZALEZ	234	6	45	51	285
HIPPLEY	255	19	40	59	314
JACKSON A	256	14	54	68	324
KLEIN	219	10	50	60	279
LUCAS	312	24	69	93	405
VOZAR	298	17	47	64	362
WEISS	227	13	52	65	292
Non Tax Total:	2607	Cert.Tax Total: 135	Tax Treas. Total: 512	Total Tax: 647	Total Cases: 3254

Report CMSR1062 - Judicial Foreclosure Statistics by Judge

Report CMSR1062 provides a list of judicial foreclosure case activity for each Judge. The report identifies how many cases were pending at the beginning of the period. The new cases filed and cases that were transferred in or reactivated are added to the number pending at the beginning of the period. It then shows the type and number of terminations for the period. The total terminations are subtracted from the total pending which provides the pending at the end of the period.

CUYAHOGA COUNTY COURT OF COMMON PLEAS

DATE: 04/11/2017
 TIME: 09:27 AM

Foreclosure Statistics by Judge
 Reporting Period: March 2017

PAGE: 1
 CMSR1062

Judge

AMBROSE, DICK							
Pending at Beg of Period			New Cases Filed		Cases Transferred In / Reactivated		Total
	64		15		4		83
Terminations							
	Bankruptcy	Default	RefVacated	Court Trial	Dismiss	Other	Total
	1	7	0	1	6	4	19
	Total Pending at End of Period						64

BARKER, PAMELA A							
Pending at Beg of Period			New Cases Filed		Cases Transferred In / Reactivated		Total
	157		17		6		180
Terminations							
	Bankruptcy	Default	RefVacated	Court Trial	Dismiss	Other	Total
	2	12	0	0	6	12	32
	Total Pending at End of Period						148

BURNSIDE, JANET R							
Pending at Beg of Period			New Cases Filed		Cases Transferred In / Reactivated		Total
	104		12		3		119
Terminations							
	Bankruptcy	Default	RefVacated	Court Trial	Dismiss	Other	Total
	0	1	0	0	3	9	13
	Total Pending at End of Period						106

CALABRESE, DEENA R							
Pending at Beg of Period			New Cases Filed		Cases Transferred In / Reactivated		Total
	109		12		4		125
Terminations							
	Bankruptcy	Default	RefVacated	Court Trial	Dismiss	Other	Total
	0	6	0	0	4	4	14
	Total Pending at End of Period						111

CLANCY, MAUREEN							
Pending at Beg of Period			New Cases Filed		Cases Transferred In / Reactivated		Total
	108		14		2		124
Terminations							
	Bankruptcy	Default	RefVacated	Court Trial	Dismiss	Other	Total
	1	11	0	0	6	9	27
	Total Pending at End of Period						97

COLLIER-WILLIAMS, CASSANDRA							
Pending at Beg of Period			New Cases Filed		Cases Transferred In / Reactivated		Total
	121		10		2		133
Terminations							
	Bankruptcy	Default	RefVacated	Court Trial	Dismiss	Other	Total
	1	12	0	0	6	8	27
	Total Pending at End of Period						106

CORRIGAN, BRIAN J							
Pending at Beg of Period			New Cases Filed		Cases Transferred In / Reactivated		Total
	118		8		2		128
Terminations							
	Bankruptcy	Default	RefVacated	Court Trial	Dismiss	Other	Total
	1	13	0	0	8	9	31
	Total Pending at End of Period						97

CORRIGAN, PETER J

CUYAHOGA COUNTY COURT OF COMMON PLEAS

DATE: 04/11/2017
TIME: 09:27 AM

Foreclosure Statistics by Judge
Reporting Period: March 2017

PAGE: 2
CMSR1062

Judge							
	Pending at Beg of Period		New Cases Filed	Cases Transferred In / Reactivated			Total
	92		12	5			109
Terminations							
	Bankruptcy	Default	RefVacated	Court Trial	Dismiss	Other	Total
	1	10	0	0	3	5	19
	Total Pending at End of Period						90
DONNELLY, MICHAEL P							
	Pending at Beg of Period		New Cases Filed	Cases Transferred In / Reactivated			Total
	103		12	4			119
Terminations							
	Bankruptcy	Default	RefVacated	Court Trial	Dismiss	Other	Total
	0	8	0	0	10	6	24
	Total Pending at End of Period						95
FRIEDLAND, CAROLYN B							
	Pending at Beg of Period		New Cases Filed	Cases Transferred In / Reactivated			Total
	95		14	3			112
Terminations							
	Bankruptcy	Default	RefVacated	Court Trial	Dismiss	Other	Total
	0	3	0	0	4	2	9
	Total Pending at End of Period						103
FRIEDMAN, STUART A							
	Pending at Beg of Period		New Cases Filed	Cases Transferred In / Reactivated			Total
	85		12	4			101
Terminations							
	Bankruptcy	Default	RefVacated	Court Trial	Dismiss	Other	Total
	0	2	0	0	4	4	10
	Total Pending at End of Period						91
FUERST, NANCY A							
	Pending at Beg of Period		New Cases Filed	Cases Transferred In / Reactivated			Total
	117		20	5			142
Terminations							
	Bankruptcy	Default	RefVacated	Court Trial	Dismiss	Other	Total
	1	8	0	0	9	7	25
	Total Pending at End of Period						117
GALL, STEVEN E							
	Pending at Beg of Period		New Cases Filed	Cases Transferred In / Reactivated			Total
	119		18	1			138
Terminations							
	Bankruptcy	Default	RefVacated	Court Trial	Dismiss	Other	Total
	0	12	0	0	8	14	34
	Total Pending at End of Period						104
GALLAGHER, HOLLIE L							
	Pending at Beg of Period		New Cases Filed	Cases Transferred In / Reactivated			Total
	75		14	3			92
Terminations							
	Bankruptcy	Default	RefVacated	Court Trial	Dismiss	Other	Total
	2	2	0	0	2	4	10
	Total Pending at End of Period						82
GALLAGHER, KELLY ANN							

CUYAHOGA COUNTY COURT OF COMMON PLEAS

DATE: 04/11/2017
TIME: 09:27 AM

Foreclosure Statistics by Judge
Reporting Period: March 2017

PAGE: 3
CMSR1062

Judge

Pending at Beg of Period			New Cases Filed		Cases Transferred In / Reactivated		Total
			18		4		126
Terminations							
	Bankruptcy	Default	RefVacated	Court Trial	Dismiss	Other	Total
	3	8	0	0	5	11	27
Total Pending at End of Period							99

GALLAGHER, SHANNON M

Pending at Beg of Period			New Cases Filed		Cases Transferred In / Reactivated		Total
			17		3		162
Terminations							
	Bankruptcy	Default	RefVacated	Court Trial	Dismiss	Other	Total
	1	3	0	0	7	6	17
Total Pending at End of Period							145

GAUL, DANIEL

Pending at Beg of Period			New Cases Filed		Cases Transferred In / Reactivated		Total
			15		4		172
Terminations							
	Bankruptcy	Default	RefVacated	Court Trial	Dismiss	Other	Total
	0	15	0	0	8	13	36
Total Pending at End of Period							136

JACKSON, MICHAEL E

Pending at Beg of Period			New Cases Filed		Cases Transferred In / Reactivated		Total
			11		5		134
Terminations							
	Bankruptcy	Default	RefVacated	Court Trial	Dismiss	Other	Total
	2	12	0	0	8	17	39
Total Pending at End of Period							95

MATIA, DAVID T

Pending at Beg of Period			New Cases Filed		Cases Transferred In / Reactivated		Total
			13		7		120
Terminations							
	Bankruptcy	Default	RefVacated	Court Trial	Dismiss	Other	Total
	3	8	0	0	5	12	28
Total Pending at End of Period							92

MCCLELLAND, ROBERT C

Pending at Beg of Period			New Cases Filed		Cases Transferred In / Reactivated		Total
			16		3		116
Terminations							
	Bankruptcy	Default	RefVacated	Court Trial	Dismiss	Other	Total
	0	4	0	0	6	16	26
Total Pending at End of Period							90

MCCORMICK, TIMOTHY

Pending at Beg of Period			New Cases Filed		Cases Transferred In / Reactivated		Total
			17		4		97
Terminations							
	Bankruptcy	Default	RefVacated	Court Trial	Dismiss	Other	Total
	1	5	0	0	3	7	16
Total Pending at End of Period							81

MCDONNELL, NANCY R

CUYAHOGA COUNTY COURT OF COMMON PLEAS

DATE: 04/11/2017
TIME: 09:27 AM

Foreclosure Statistics by Judge
Reporting Period: March 2017

PAGE: 4
CMSR1062

Judge

	Pending at Beg of Period		New Cases Filed		Cases Transferred In / Reactivated		Total
	100		15		6		121
Terminations							
	Bankruptcy	Default	RefVacated	Court Trial	Dismiss	Other	Total
	1	8	0	0	9	6	24
	Total Pending at End of Period						97

MIDAY, SHERRIE							
	Pending at Beg of Period		New Cases Filed		Cases Transferred In / Reactivated		Total
	102		15		5		122
Terminations							
	Bankruptcy	Default	RefVacated	Court Trial	Dismiss	Other	Total
	0	6	0	0	5	12	23
	Total Pending at End of Period						99

O'DONNELL, JOHN P							
	Pending at Beg of Period		New Cases Filed		Cases Transferred In / Reactivated		Total
	82		13		5		100
Terminations							
	Bankruptcy	Default	RefVacated	Court Trial	Dismiss	Other	Total
	0	8	0	0	5	8	21
	Total Pending at End of Period						79

RUSSO, JOHN J							
	Pending at Beg of Period		New Cases Filed		Cases Transferred In / Reactivated		Total
	56		9		2		67
Terminations							
	Bankruptcy	Default	RefVacated	Court Trial	Dismiss	Other	Total
	0	4	0	0	4	1	9
	Total Pending at End of Period						58

RUSSO, JOSEPH D							
	Pending at Beg of Period		New Cases Filed		Cases Transferred In / Reactivated		Total
	111		13		0		124
Terminations							
	Bankruptcy	Default	RefVacated	Court Trial	Dismiss	Other	Total
	1	4	0	0	4	4	13
	Total Pending at End of Period						111

RUSSO, MICHAEL J							
	Pending at Beg of Period		New Cases Filed		Cases Transferred In / Reactivated		Total
	102		18		4		124
Terminations							
	Bankruptcy	Default	RefVacated	Court Trial	Dismiss	Other	Total
	0	2	0	0	3	6	11
	Total Pending at End of Period						113

RUSSO, NANCY MARGARET							
	Pending at Beg of Period		New Cases Filed		Cases Transferred In / Reactivated		Total
	73		15		3		91
Terminations							
	Bankruptcy	Default	RefVacated	Court Trial	Dismiss	Other	Total
	0	16	0	0	4	8	28
	Total Pending at End of Period						63

SAFFOLD, SHIRLEY STRICKLAND

CUYAHOGA COUNTY COURT OF COMMON PLEAS

DATE: 04/11/2017
 TIME: 09:27 AM

Foreclosure Statistics by Judge
 Reporting Period: March 2017

PAGE: 5
 CMSR1062

Judge

Pending at Beg of Period		New Cases Filed		Cases Transferred In / Reactivated			Total
108		20		5			133
Terminations	Bankruptcy	Default	RefVacated	Court Trial	Dismiss	Other	Total
	1	8	0	0	6	12	27
Total Pending at End of Period							106
Pending at Beg of Period		New Cases Filed		Cases Transferred In / Reactivated			Total
135		17		2			154
Terminations	Bankruptcy	Default	RefVacated	Court Trial	Dismiss	Other	Total
	0	17	0	0	8	8	33
Total Pending at End of Period							121
Pending at Beg of Period		New Cases Filed		Cases Transferred In / Reactivated			Total
94		13		1			108
Terminations	Bankruptcy	Default	RefVacated	Court Trial	Dismiss	Other	Total
	1	7	0	0	1	8	17
Total Pending at End of Period							91
Pending at Beg of Period		New Cases Filed		Cases Transferred In / Reactivated			Total
116		19		6			141
Terminations	Bankruptcy	Default	RefVacated	Court Trial	Dismiss	Other	Total
	1	5	0	0	4	7	17
Total Pending at End of Period							124
Pending at Beg of Period		New Cases Filed		Cases Transferred In / Reactivated			Total
86		14		4			104
Terminations	Bankruptcy	Default	RefVacated	Court Trial	Dismiss	Other	Total
	0	13	0	0	5	8	26
Total Pending at End of Period							78
Pending at Beg of Period		New Cases Filed		Cases Transferred In / Reactivated			Total
94		20		6			120
Terminations	Bankruptcy	Default	RefVacated	Court Trial	Dismiss	Other	Total
	0	4	0	0	6	8	18
Total Pending at End of Period							102
Pending at Beg of Period		New Cases Filed		Cases Transferred In / Reactivated			Total
1		0		0			1
Terminations	Bankruptcy	Default	RefVacated	Court Trial	Dismiss	Other	Total
	0	0	0	0	1	0	1
Total Pending at End of Period							0

Monthly Summary

MONTHLY SUMMARY

March 2017

NAME	PEND	ASSIGNED			TRIALS						DISP	PENDING				+	-
		CV	CR	TOT	JURY			COURT				CV	FR	CR	TOT		
					CV	CR	TOT	CV	CR	TOT							
Dick Ambrose	395	53	29	82	0	0	0	0	0	0	0	101	225	64	87	376	+ 19
Pamela A. Barker	445	58	31	89	0	0	0	0	1	1	107	185	148	94	427	+ 18	
Janet R. Burnside	427	50	40	90	0	0	0	0	0	0	94	211	104	108	423	+ 4	
Deena R. Calabrese	409	54	32	86	1	0	1	0	0	0	64	210	111	110	431	- 22	
Maureen Clancy	375	55	37	92	0	1	1	0	0	0	100	190	96	81	367	+ 8	
Cassandra Collier-Willia	434	52	45	97	0	0	0	0	0	0	102	170	105	154	429	+ 5	
Brian J. Corrigan	487	50	31	81	0	0	0	0	0	0	107	248	97	116	461	+ 26	
Peter J. Corrigan	451	51	34	85	0	1	1	0	0	0	102	206	90	138	434	+ 17	
Michael P. Donnelly	389	53	42	95	0	1	1	0	0	0	94	180	95	115	390	- 1	
Carolyn B. Friedland	450	49	36	85	0	0	0	0	0	0	47	240	103	145	488	- 38	
Stuart A. Friedman	403	52	37	89	0	0	0	0	1	1	75	215	91	111	417	- 14	
Nancy A. Fuerst	379	55	33	88	0	0	0	0	0	0	89	190	117	71	378	+ 1	
Steven E. Gall	447	48	36	84	0	1	1	0	0	0	132	185	104	110	399	+ 48	
Hollie L. Gallagher	358	53	34	87	0	1	1	0	0	0	80	201	81	83	365	- 7	
Kelly A. Gallagher	413	49	30	79	0	0	0	0	0	0	106	190	89	107	386	+ 27	
Shannon M. Gallagher	468	54	30	84	0	0	0	0	1	1	76	234	145	97	476	- 8	
Daniel Gaul	531	53	37	90	1	3	4	0	0	0	148	200	136	137	473	+ 58	
Michael E Jackson	511	52	56	108	0	0	0	0	1	1	135	190	95	199	484	+ 27	
David T. Matia	401	55	41	96	0	0	0	0	1	1	116	199	91	91	381	+ 20	
Robert C. McClelland	503	52	44	96	0	1	1	0	0	0	115	243	90	151	484	+ 19	
Timothy McCormick	360	55	39	94	0	0	0	0	0	0	83	199	77	95	371	- 11	
Nancy R. McDonnell	363	55	33	88	0	1	1	0	1	1	95	184	97	75	356	+ 7	
Sherrie Miday	439	54	33	87	0	0	0	0	0	0	97	197	93	139	429	+ 10	
John P. O'Donnell	428	57	39	96	0	1	1	1	0	1	89	245	79	111	435	- 7	
John J. Russo	173	29	9	38	0	0	0	0	0	0	42	95	56	18	169	+ 4	
Joseph D. Russo	493	49	40	89	0	0	0	0	0	0	81	224	111	166	501	- 8	
Michael J. Russo	383	61	35	96	0	0	0	0	0	0	77	197	113	92	402	- 19	
Nancy Margaret Russo	221	54	29	83	0	0	0	0	0	0	82	102	62	58	222	- 1	
Shirley Strickland Saffold	434	56	35	91	0	1	1	0	0	0	117	177	105	126	408	+ 26	
Michael P. Shaughnessy	464	51	42	93	0	0	0	0	0	0	96	222	116	123	461	+ 3	
Brendan J. Sheehan	349	54	44	98	0	4	4	0	1	1	98	170	91	88	349	0	
John D. Sutula	580	53	48	101	0	1	1	0	0	0	85	298	124	174	596	- 16	
Kathleen Ann Sutula	384	54	32	86	1	2	3	0	0	0	97	178	77	118	373	+ 11	
Joan Synenberg	360	55	38	93	0	1	1	0	0	0	88	185	100	80	365	- 5	
TOTALS	14107	1785	1231	3016	3	20	23	1	7	8	3217	6785	3353	3768	13906	+ 201	

Year to Date Summary

SUMMARY FOR THE COURT

January - March 2017

NAME	PEND	ASSIGNED			TRIALS						DISP	PENDING				+ -
		CV	CR	TOT	JURY			COURT				CV	FR	CR	TOT	
Dick Ambrose	389	158	108	266	0	0	0	0	1	1	279	225	64	87	376	+ 13
Pamela A. Barker	449	159	72	231	0	0	0	0	2	2	253	185	148	94	427	+ 22
Janet R. Burnside	460	139	123	262	0	5	5	0	0	0	299	211	104	108	423	+ 37
Deena R. Calabrese	426	154	88	242	1	0	1	0	0	0	237	210	111	110	431	- 5
Maureen Clancy	374	162	97	259	0	2	2	0	0	0	266	190	96	81	367	+ 7
Cassandra Collier-Willia	427	160	118	278	0	1	1	0	1	1	276	170	105	154	429	- 2
Brian J. Corrigan	501	150	97	247	0	0	0	0	2	2	287	248	97	116	461	+ 40
Peter J. Corrigan	420	150	100	250	0	4	4	1	0	1	236	206	90	138	434	- 14
Michael P. Donnelly	402	157	98	255	0	2	2	0	0	0	267	180	95	115	390	+ 12
Carolyn B. Friedland	469	152	105	257	0	0	0	0	2	2	238	240	103	145	488	- 19
Stuart A. Friedman	453	149	91	240	0	0	0	0	2	2	276	215	91	111	417	+ 36
Nancy A. Fuerst	408	151	87	238	0	0	0	0	0	0	268	190	117	71	378	+ 30
Steven E. Gall	450	145	86	231	0	1	1	0	0	0	282	185	104	110	399	+ 51
Hollie L. Gallagher	373	154	85	239	0	2	2	0	0	0	247	201	81	83	365	+ 8
Kelly A. Gallagher	463	141	93	234	1	3	4	0	1	1	311	190	89	107	386	+ 77
Shannon M. Gallagher	470	158	86	244	1	1	2	0	1	1	238	234	145	97	476	- 6
Daniel Gaul	552	145	103	248	2	4	6	0	2	2	327	200	136	137	473	+ 79
Michael E Jackson	475	153	134	287	0	2	2	1	1	2	278	190	95	199	484	- 9
David T. Matia	410	152	118	270	1	1	2	0	1	1	299	199	91	91	381	+ 29
Robert C. McClelland	494	156	119	275	0	1	1	0	2	2	285	243	90	151	484	+ 10
Timothy McCormick	384	154	95	249	0	0	0	0	0	0	262	199	77	95	371	+ 13
Nancy R. McDonnell	365	154	86	240	2	2	4	0	1	1	249	184	97	75	356	+ 9
Sherrie Miday	394	151	89	240	0	1	1	0	0	0	205	197	93	139	429	- 35
John P. O'Donnell	447	158	91	249	2	3	5	2	0	2	261	245	79	111	435	+ 12
John J. Russo	156	81	37	118	0	0	0	0	0	0	105	95	56	18	169	- 13
Joseph D. Russo	482	144	92	236	0	0	0	0	0	0	217	224	111	166	501	- 19
Michael J. Russo	433	159	102	261	0	2	2	0	0	0	292	197	113	92	402	+ 31
Nancy Margaret Russo	240	147	81	228	0	1	1	0	0	0	246	102	62	58	222	+ 18
Shirley Strickland Saffold	432	158	92	250	0	3	3	0	0	0	274	177	105	126	408	+ 24
Michael P. Shaughnessy	494	142	106	248	0	1	1	0	0	0	281	222	116	123	461	+ 33
Brendan J. Sheehan	366	154	94	248	0	7	7	0	1	1	265	170	91	88	349	+ 17
John D. Sutula	575	154	134	288	0	2	2	0	3	3	267	298	124	174	596	- 21
Kathleen Ann Sutula	353	161	97	258	3	3	6	0	0	0	238	178	77	118	373	- 20
Joan Synenberg	371	161	104	265	0	1	1	0	1	1	271	185	100	80	365	+ 6
TOTALS	14357	5123	3308	8431	13	55	68	4	24	28	8882	6785	3353	3768	13906	+ 451

Corrections/Adjustments