



CUYAHOGA COUNTY COMMON PLEAS COURT

***Statistics Report
August 2016***

***John J. Russo
Administrative and Presiding Judge***

TABLE OF CONTENTS

Criminal Statistics

Newly Filed, Re-Activated and Transferred in Cases _____	4
Yearly Criminal Terminations _____	5
Pending Criminal Cases End of Period _____	6
Clearance Rate _____	7
Arrest to Disposition Timeline _____	8
Average Arrest to Disposition Timeline (Jail Cases) _____	9
Average Arrest to Disposition Timeline (Non-Jail Cases) _____	10
Average Arrest to Disposition Timeline (Jail and Non-Jail Cases) _____	11
Yearly Average Arrest to Disposition Timeline _____	12
Indictments and Informations Filed With the Clerk of Courts _____	13
Bail Case Arraignment Activity _____	14
Overall Arraignment Statistics _____	15

Foreclosure Statistics

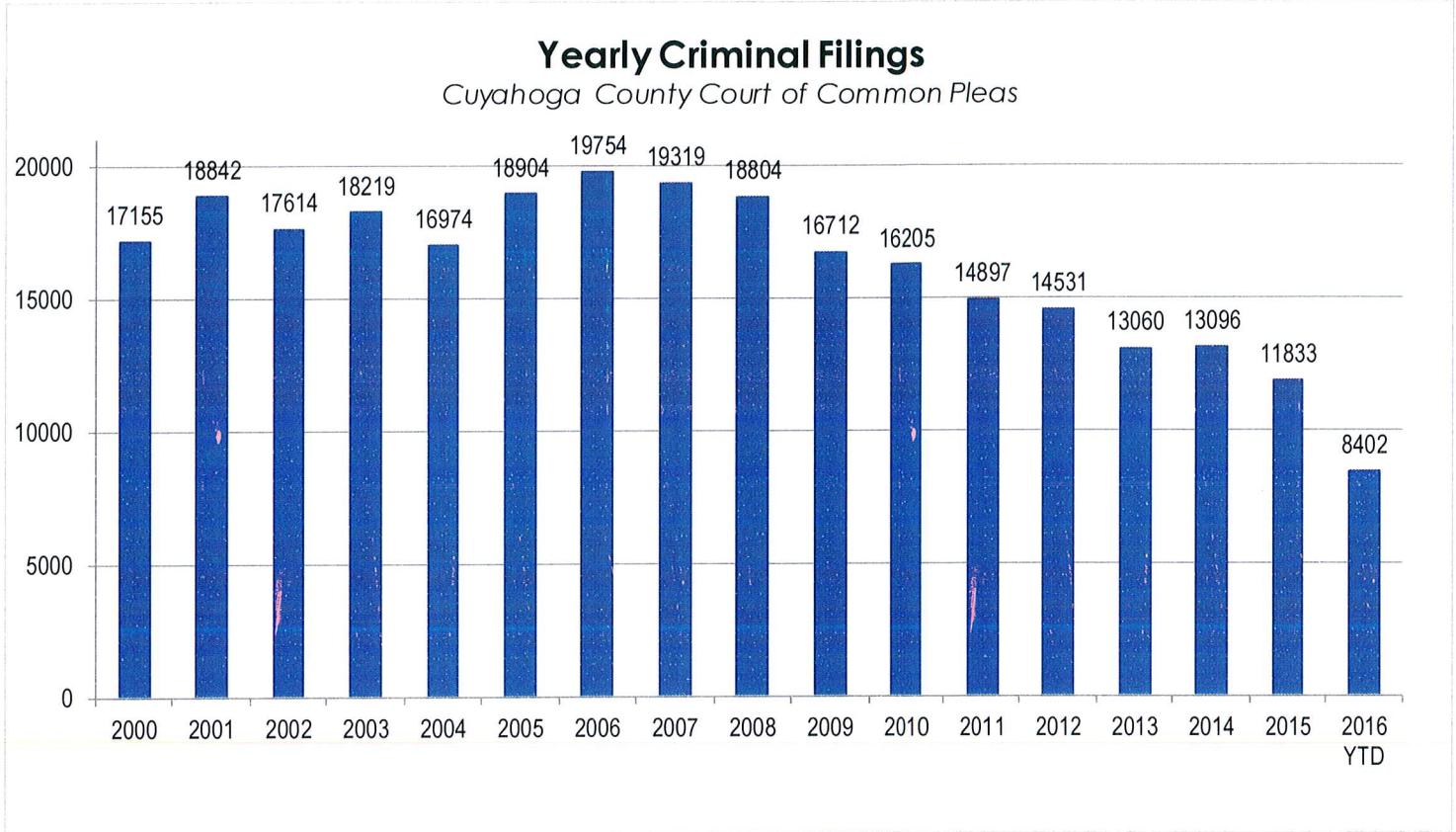
Total Pending Judicial Foreclosure Cases Referred to Magistrates _____	17
Total Pending Tax Lien & Certificate Cases Referred to Magistrates _____	18
Percentage of Pending Judicial Foreclosure Cases By Filing Year _____	19
Judicial Foreclosure Clearance Rate Year 2016 _____	20
Avg. Number of Days to Disp. (Excl. Bank. Stays & Tax Lien & Tax Cert.) _____	21
Avg. Number of Days to Disp. (Excl. Bank. Stays & Incl. Tax Lien & Tax Cert.) _____	22
Total New Judicial Foreclosure Filings _____	23
New Marsh of Lien/Quiet Title/Partition Case Filings for Years 2005 – 2016 YTD _____	24
New Marsh of Lien/Quiet Title/Partition Case Filings by month for 2016 YTD _____	24
New Tax Lien & Certificate Filings for Years 2005 – 2016 YTD _____	25
New Tax Lien & Certificate Filings by Month for Year 2016 YTD _____	25
Total New Judicial Foreclosure Filings Years 2005 – 2016 YTD _____	26
Total New Judicial Foreclosure Filings by Month for Year 2016 YTD _____	26
Magistrate's Monthly Reports _____	27
Report CMSR1062 - Judicial Foreclosure Statistics by Judge _____	35
Monthly Summary _____	41
Year to Date Summary _____	43
Corrections/Adjustments _____	45

Criminal Case Statistics

CUYAHOGA COUNTY COMMON PLEAS COURT

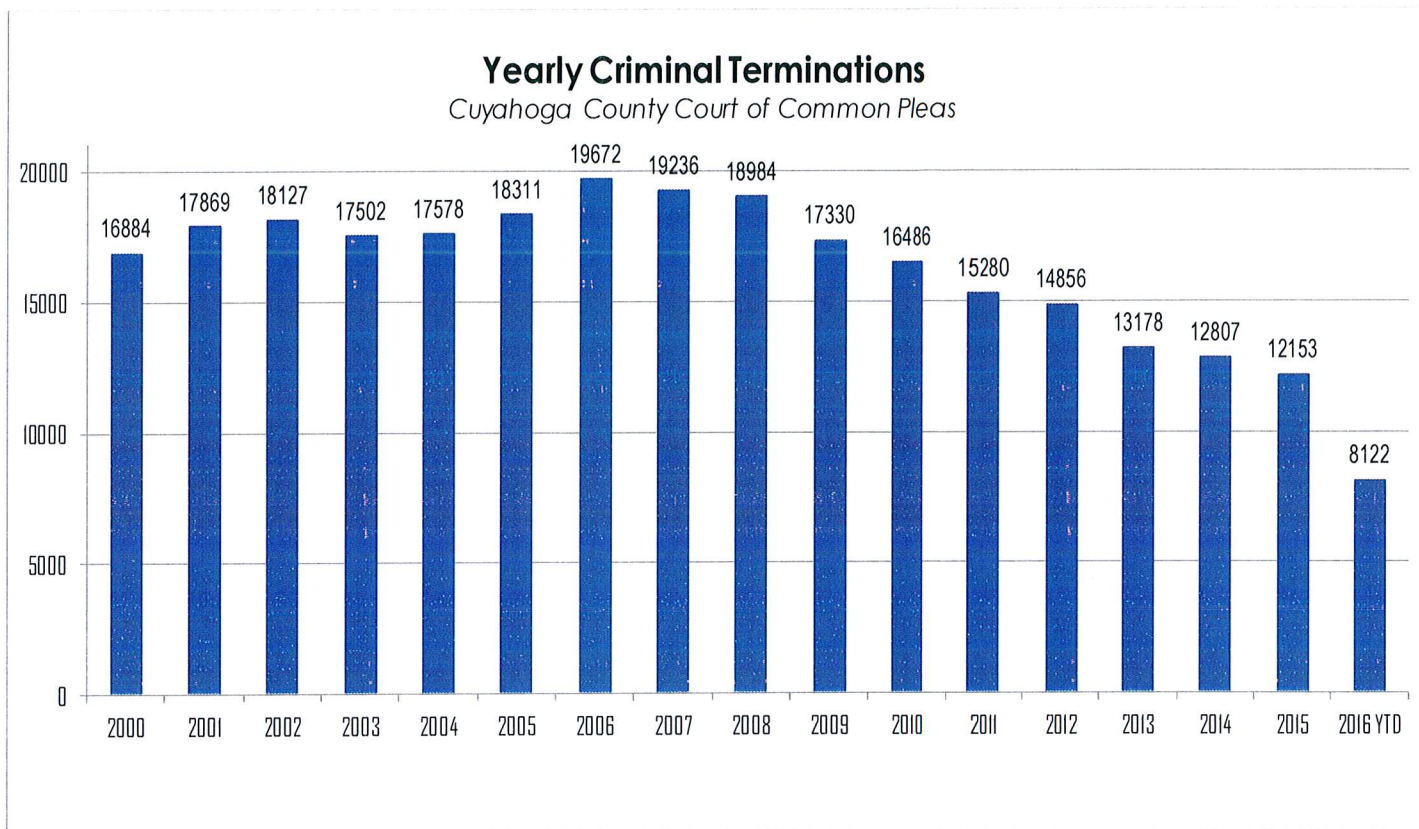
Newly Filed, Re-Activated and Transferred in Cases

The following chart is a representation of all filed cases in Cuyahoga County Court of Common Pleas from 2000 – August 2016. Newly filed cases are defined as having been arraigned and assigned to a Judge. Re-activated cases are defined as cases where a defendant was unavailable for trial and has now become ready to proceed. Transferred cases are defined as cases moved from one judge's docket to another. This could be due to re-assignment to a Mental Health Judge or after additional information indicates that by Court rule, the case should have been assigned to another Judge.



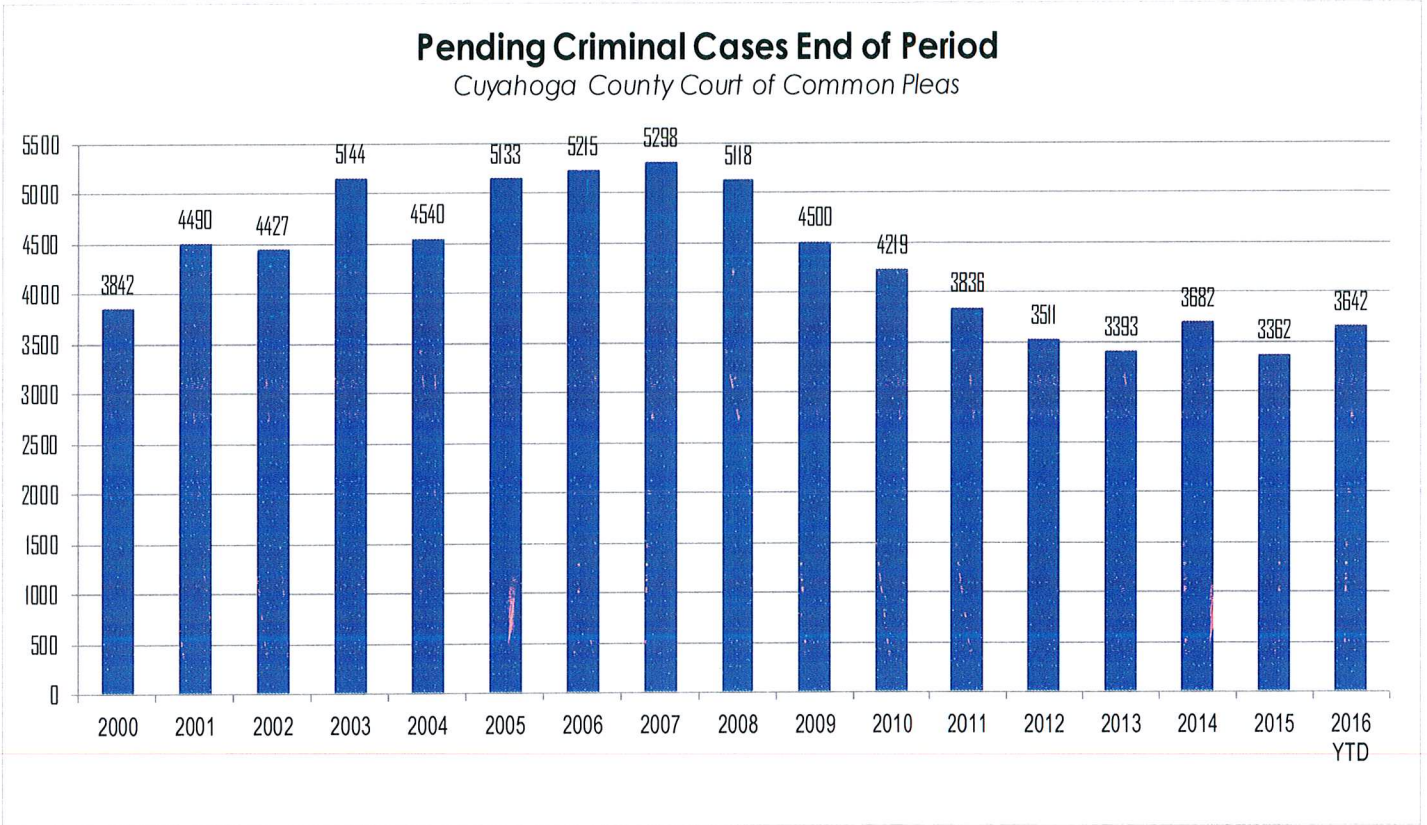
Yearly Criminal Terminations

The following chart represents cases that have been terminated by the court from 2000 – August 2016. These cases have been terminated either by trial; plea, dismissal or a defendant is unavailable for trial or sentencing.



Pending Criminal Cases End of Period

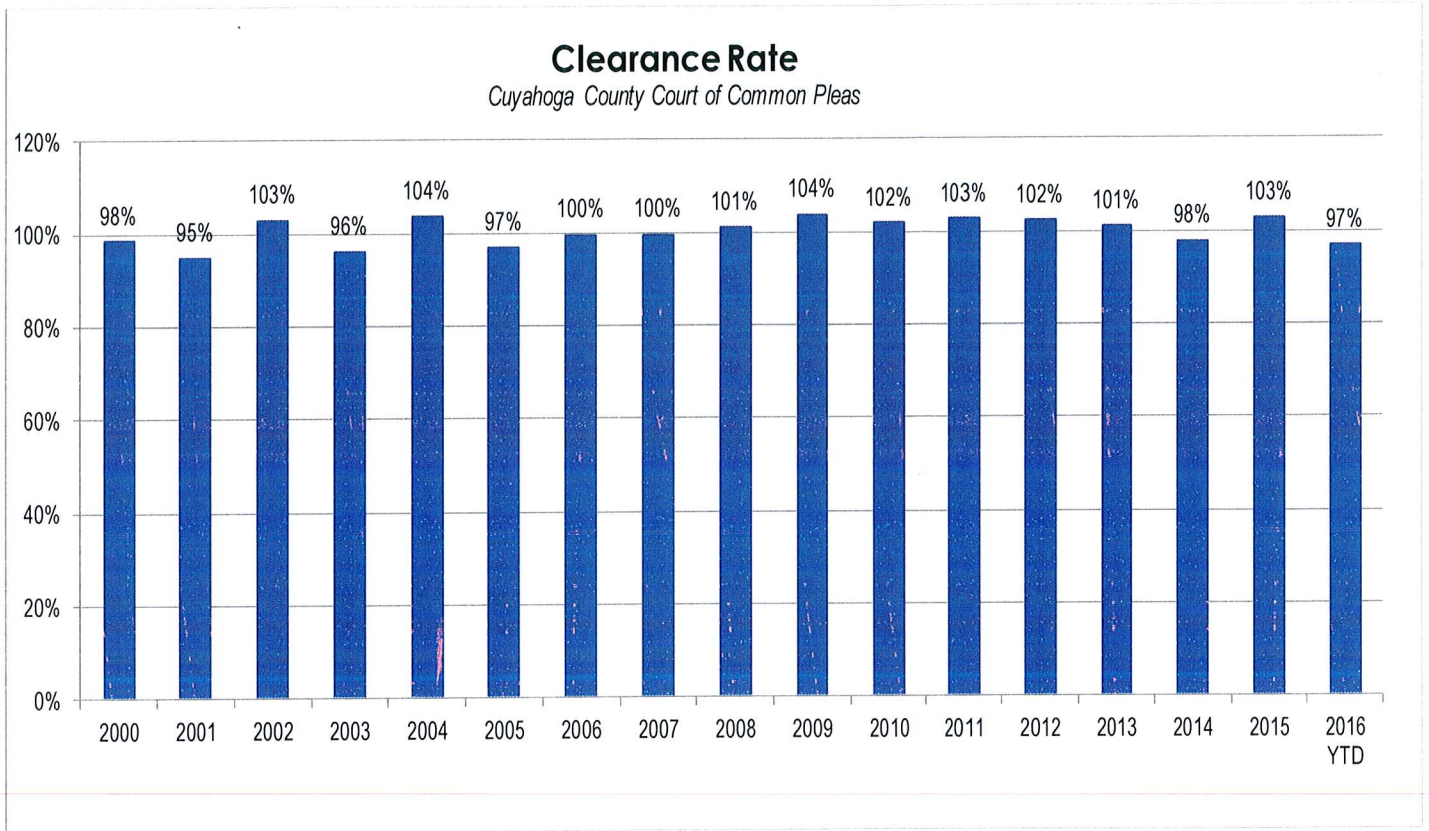
The following chart represents the total number of cases pending at the end of the reporting period from 2000 – August 2016. Pending criminal cases at the end of the period is determined by adding the total number of pending cases at the beginning of the reporting period, and all newly filed, re-activated and transferred in cases. The total number of cases terminated in the period is subtracted from the sum total pending at the beginning of the period to give the value pending at the end of the period.



CUYAHOGA COUNTY COMMON PLEAS COURT

Clearance Rate

The Clearance Rate is the total number of outgoing cases as a percentage of the number of incoming cases. Clearance rate measures whether the court is keeping up with its incoming caseload. If cases are not disposed in a timely manner, a backlog of cases awaiting disposition will grow. A Clearance Rate of 100% indicates that at least as many cases have been filed, reopened, or reactivated in a period have been disposed.



Arrest to Disposition Timeline

Arrest to disposition timeline is a method to measure how felony cases flow through the Cuyahoga County Criminal Justice System. By capturing how long a case takes to move from stage to stage, we can examine where problems may exist and where potential improvements in case processing can be made.

The source data was extracted from the Cuyahoga County Court of Common Pleas Case Management System. The overall population of sample data was based on cases terminated in a given month excluding cases that have gone through diversion programs. A case is defined as a defendant and all charges involved in a single incident. The period for the extracted data is from August 2016.

The stages examined were:

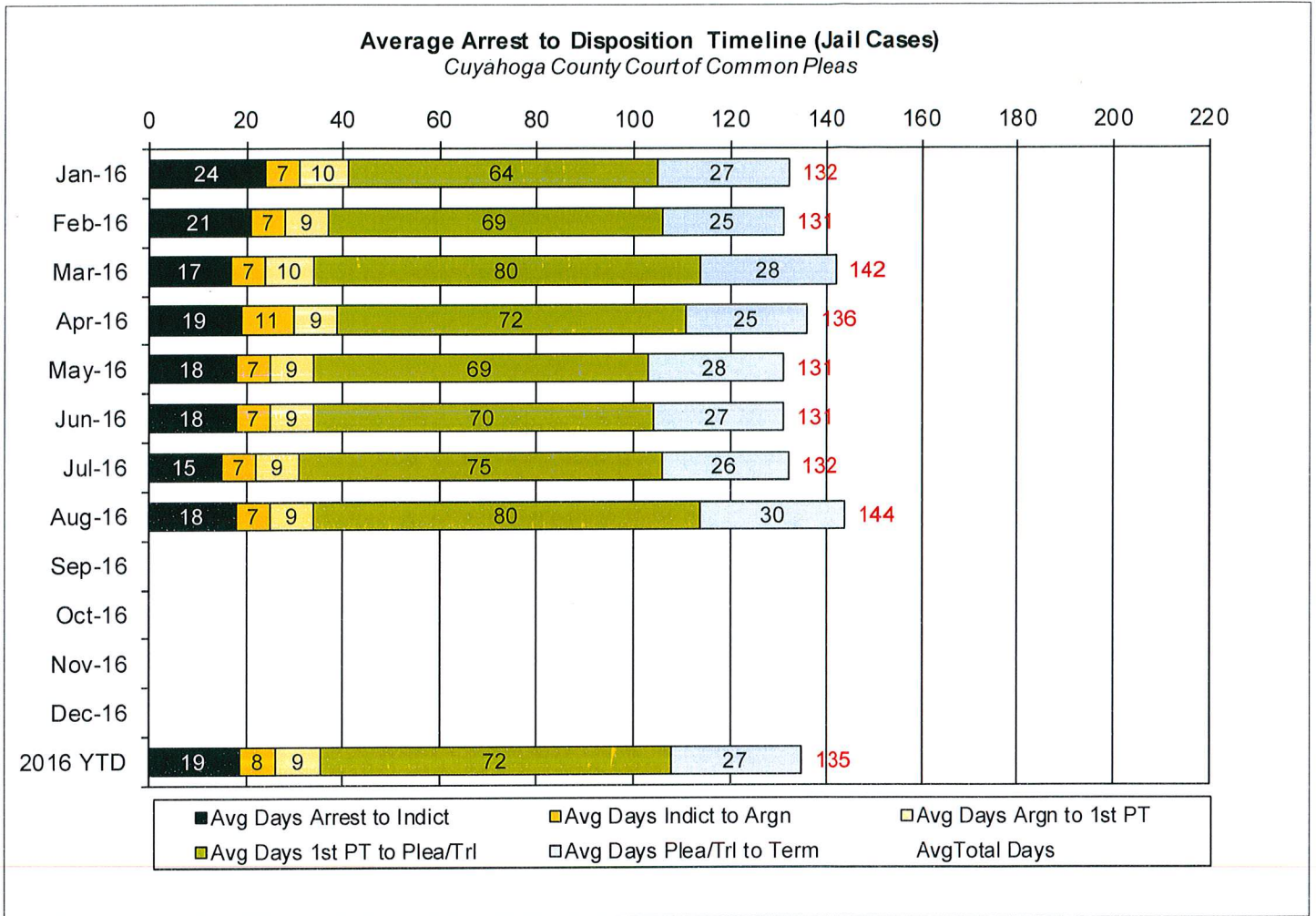
Arrest to Indictment
Indictment to Arraignment
Arraignment to 1st Pre-Trial
1st Pre-Trial to Plea/Trial
Plea/Trial to Termination

Due to the fact that each case may or may not have all of the stage date elements, a method to arrive at stage averages was applied. For a case to be included in the average for a stage there would need to be both dates for the given stage. A case would be included in the Arrest to Indictment stage if both arrest date and indictment date were available. This method was applied to each of the five stages. Next we calculated the total number of cases that met the date criteria for each of the ranges and also the total number of days between each date. To arrive at an average, the total number of days for each case in each range was calculated and divided by the total number of cases that met the date criteria. If a case had a time period or periods where the defendant was capiased or referred to the Psych Clinic, that amount of time was subtracted from the appropriate range. For re-indicted cases, the original arrest date is used.

The following three charts are for Jail, Non-Jail and combined Jail and Non-Jail cases. Jail and Non-Jail cases are defined by the posting of bond prior to plea or trial.

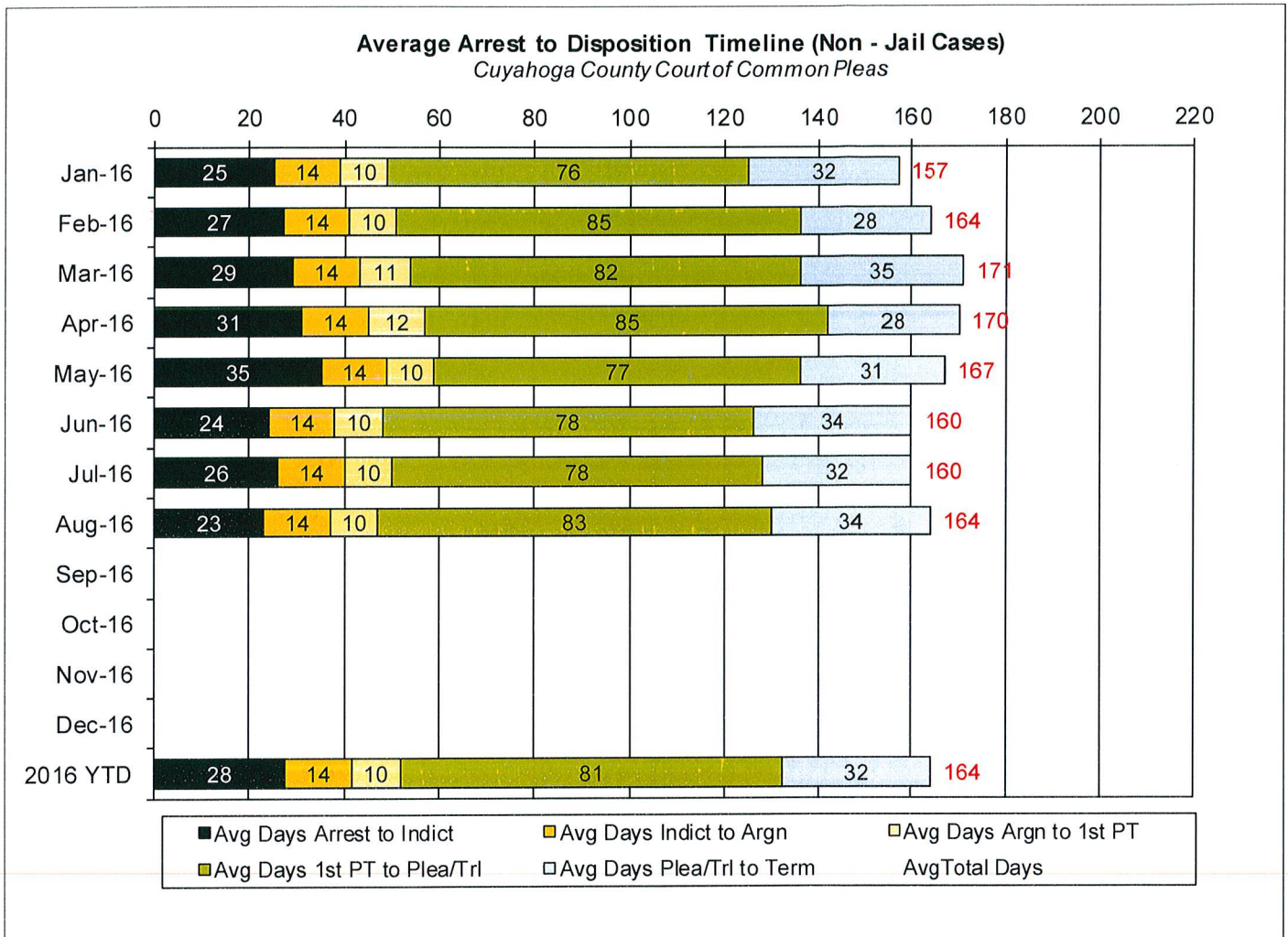
CUYAHOGA COUNTY COMMON PLEAS COURT

Average Arrest to Disposition Timeline (Jail Cases)



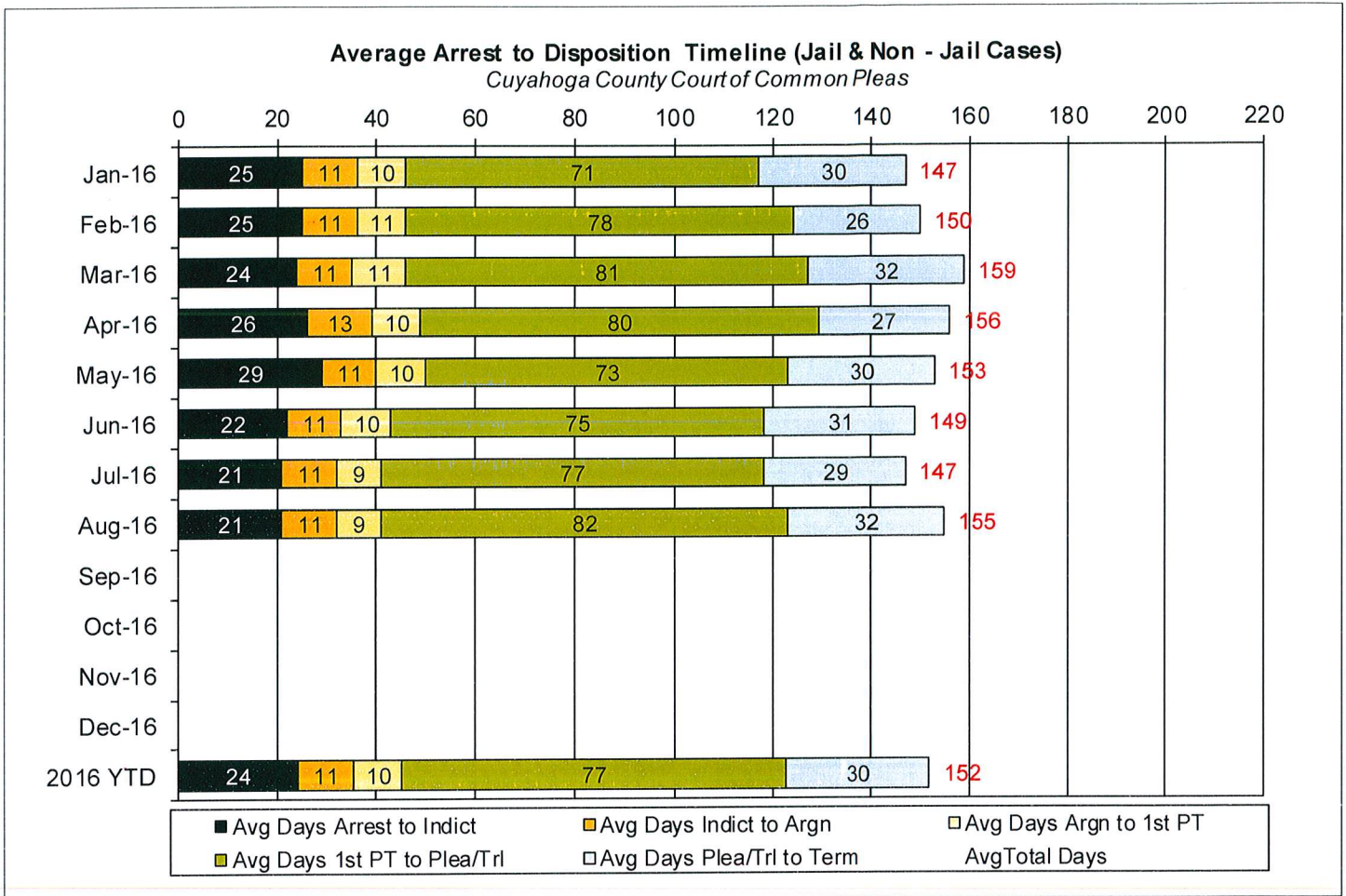
CUYAHOGA COUNTY COMMON PLEAS COURT

Average Arrest to Disposition Timeline (Non-Jail Cases)



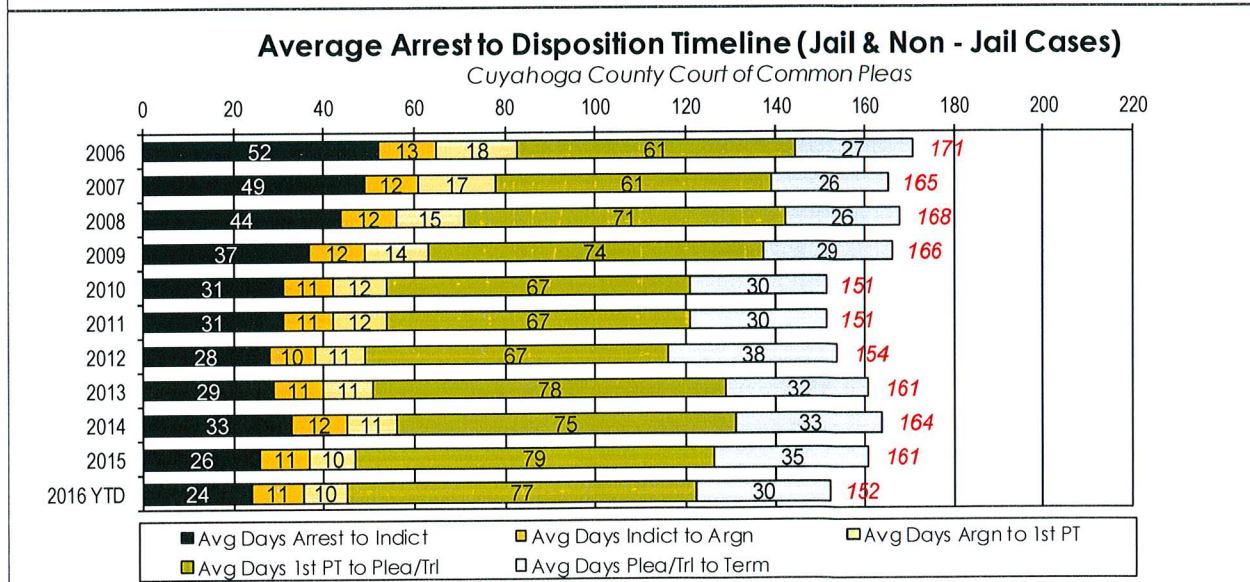
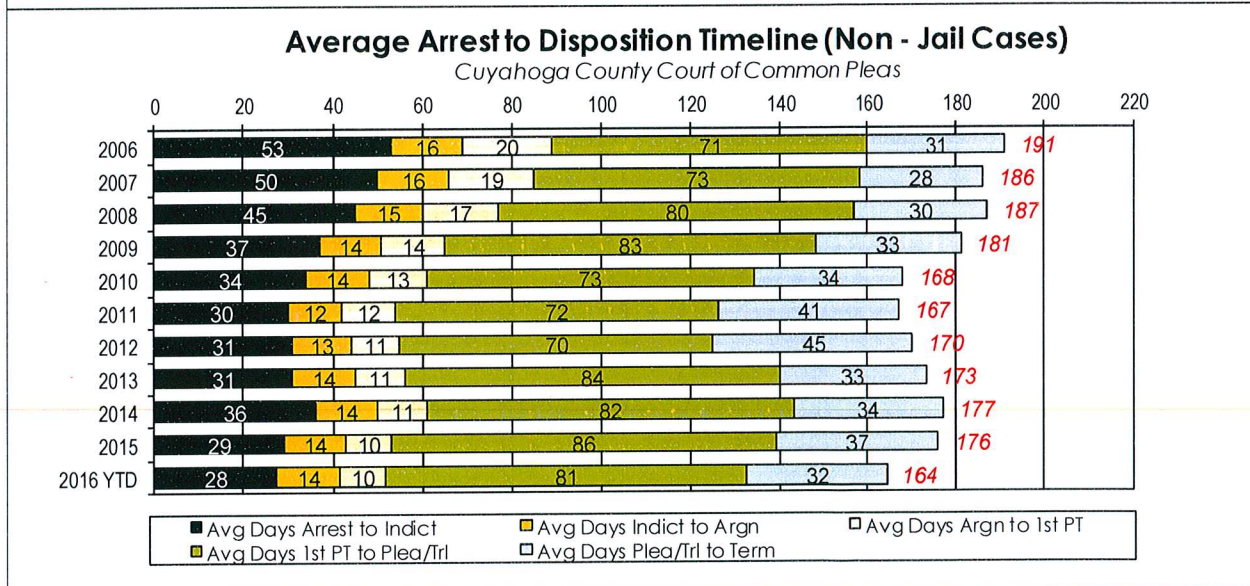
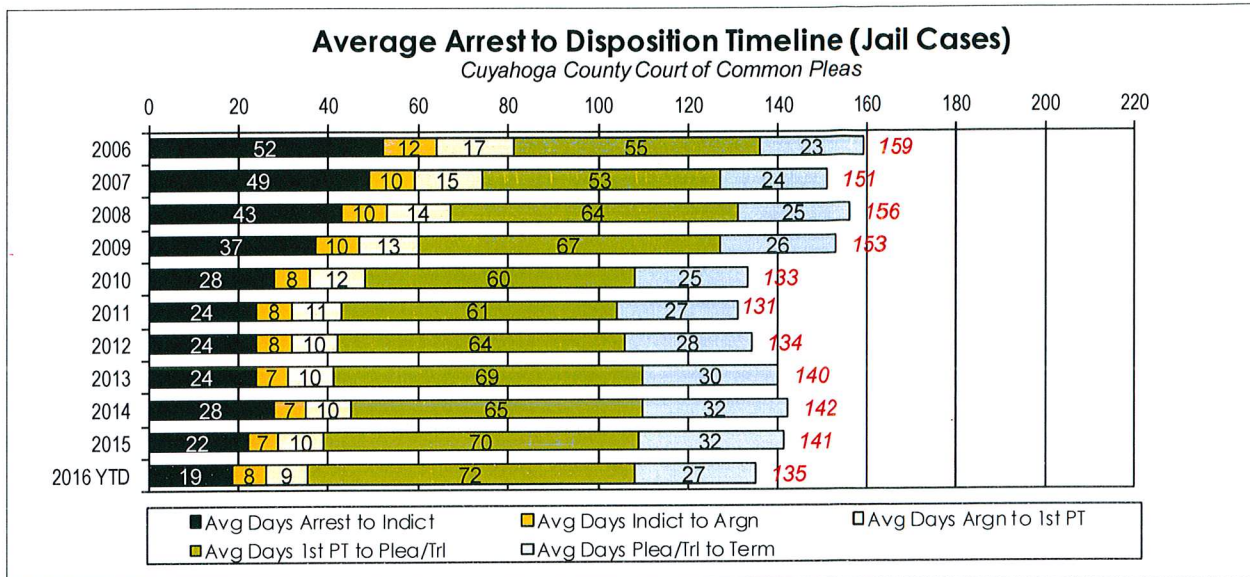
CUYAHOGA COUNTY COMMON PLEAS COURT

Average Arrest to Disposition Timeline (Jail and Non-Jail Cases)



CUYAHOGA COUNTY COMMON PLEAS COURT

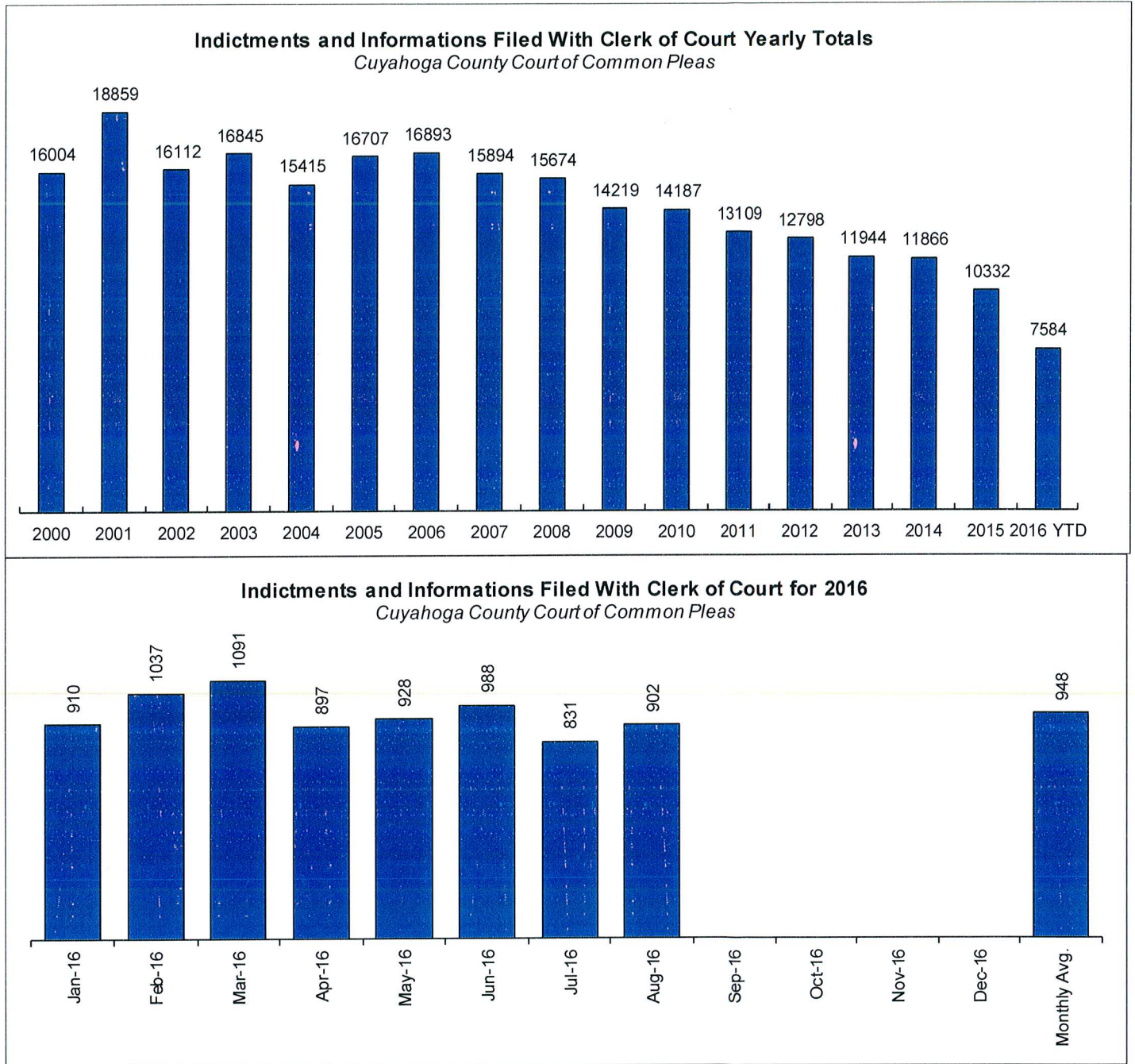
Yearly Average Arrest to Disposition Timeline



CUYAHOGA COUNTY COMMON PLEAS COURT

Indictments and Informations Filed With the Clerk of Courts

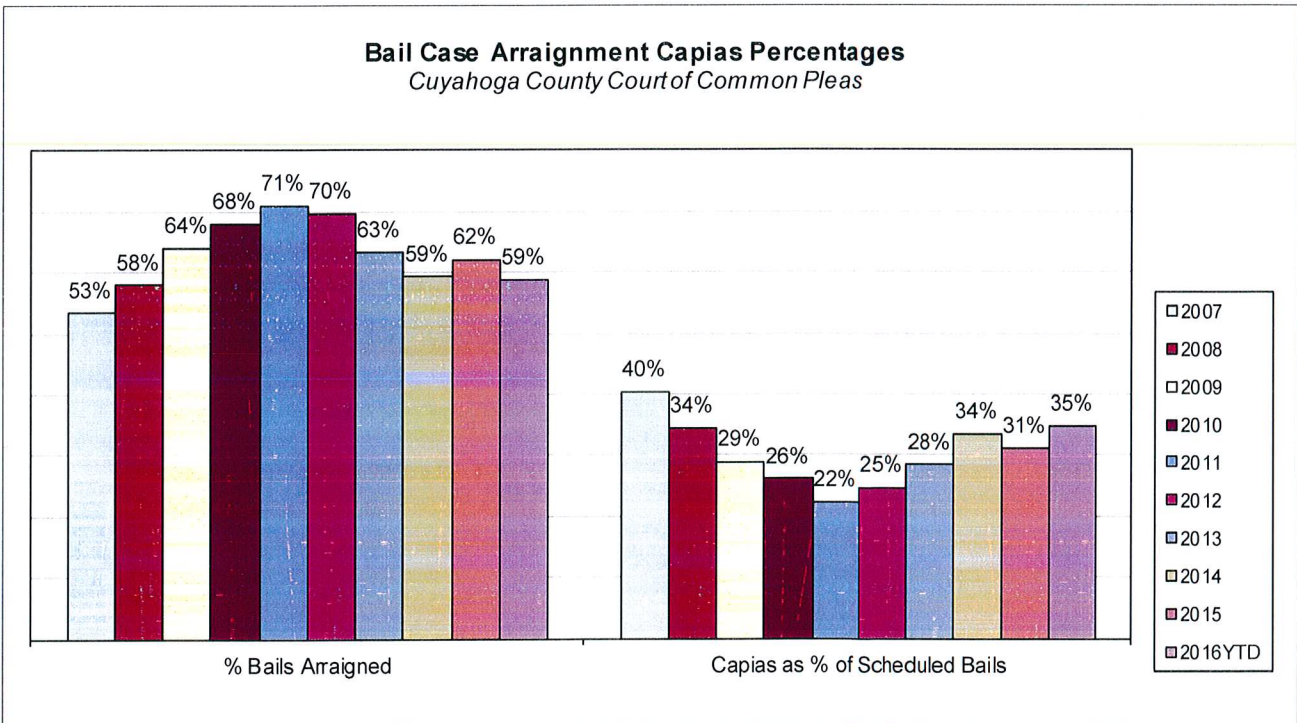
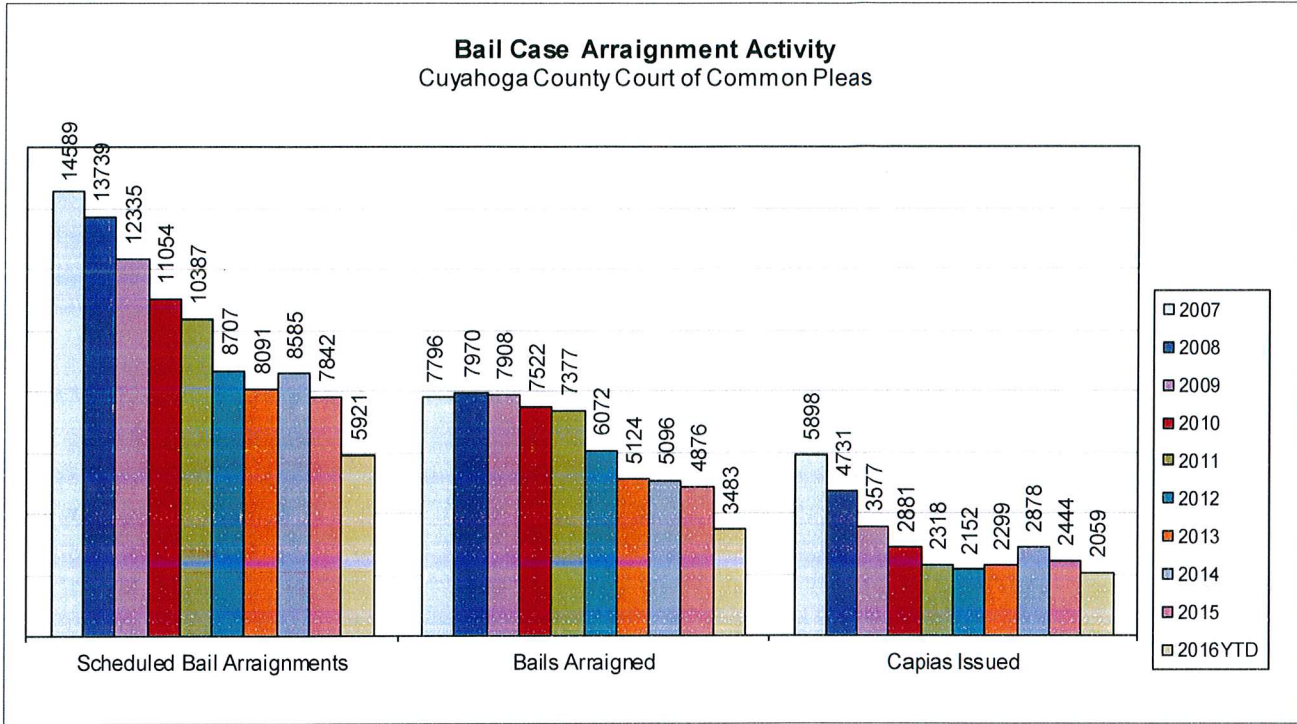
The following charts are reflective of Indictments and Informations filed with the Criminal Clerk of Courts from 2000. The source for this information was the Criminal Clerk's Office.



CUYAHOGA COUNTY COMMON PLEAS COURT

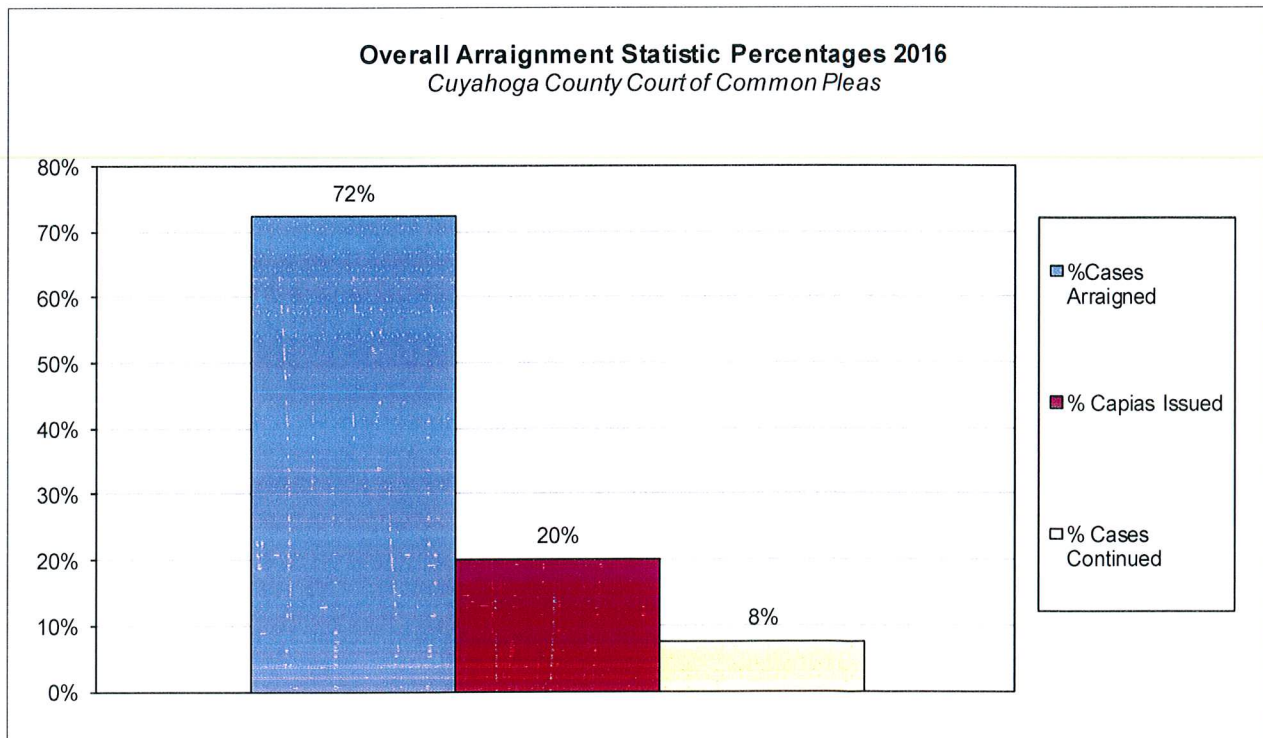
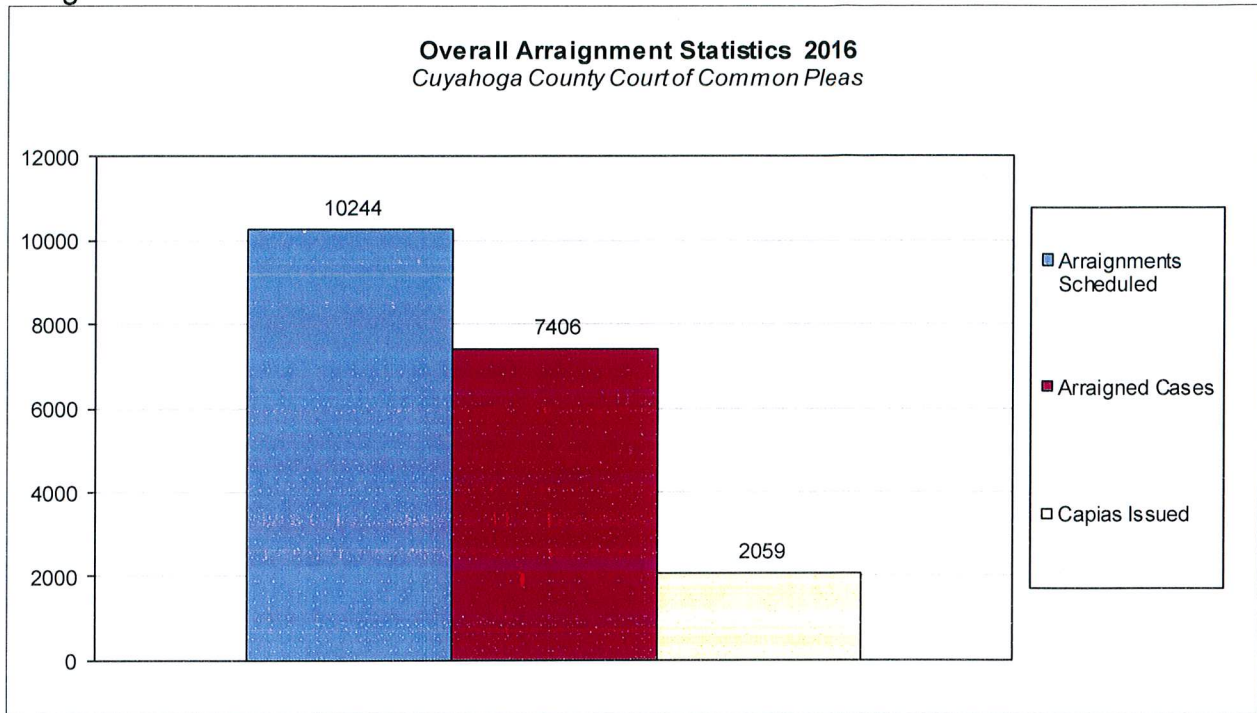
Bail Case Arraignment Activity

The following charts are reflective of arraignment activity where the defendant was not incarcerated at the time of arraignment. The source for this information was the Criminal Records Department.



Overall Arraignment Statistics

The arraignment statistics were provided by the Criminal Records Department. They are provided to give a representation of arraignment activity in the Court in 2016. These statistics include jail and non – jail arraignments.



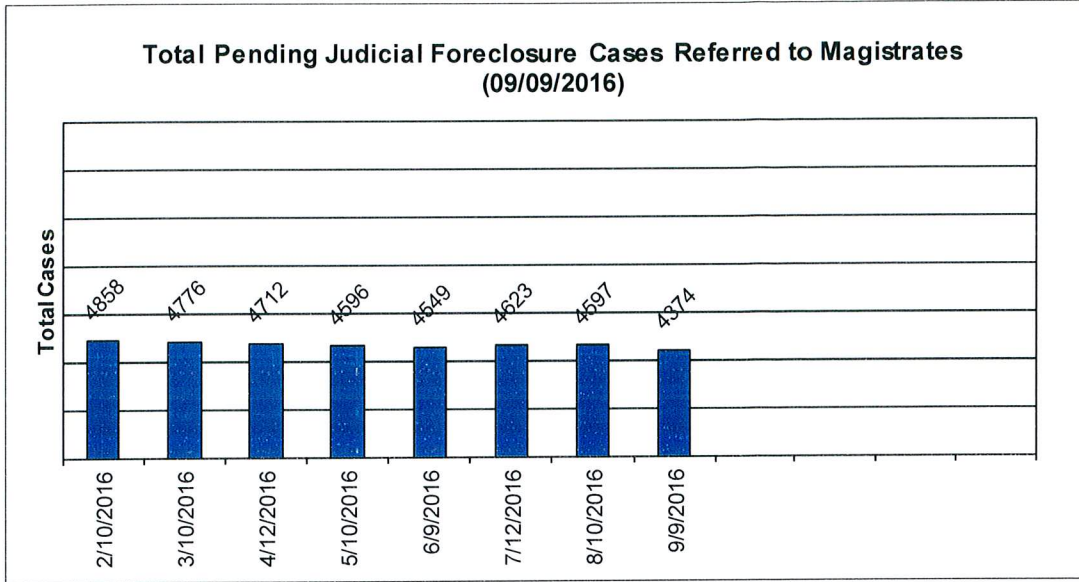
Judicial Foreclosure Statistics¹

¹ For clarification purposes, Foreclosure cases in this report are identified as Judicial Foreclosure filings (filing codes 1460 (Foreclosure Marsh. Of Lien), 1465(Tax Lien), 1466 (Tax Certificate), 1470 (Quiet Title), and 1480 (Partition)). These cases are different from Board of Revision Foreclosures, which are not reported here.

CUYAHOGA COUNTY COMMON PLEAS COURT

Total Pending Judicial Foreclosure Cases Referred to Magistrates

The following chart is a display of the total number of pending Judicial Foreclosure cases referred to the Magistrates on specific dates. The table below shows the number of these cases pending from each year since 2000.

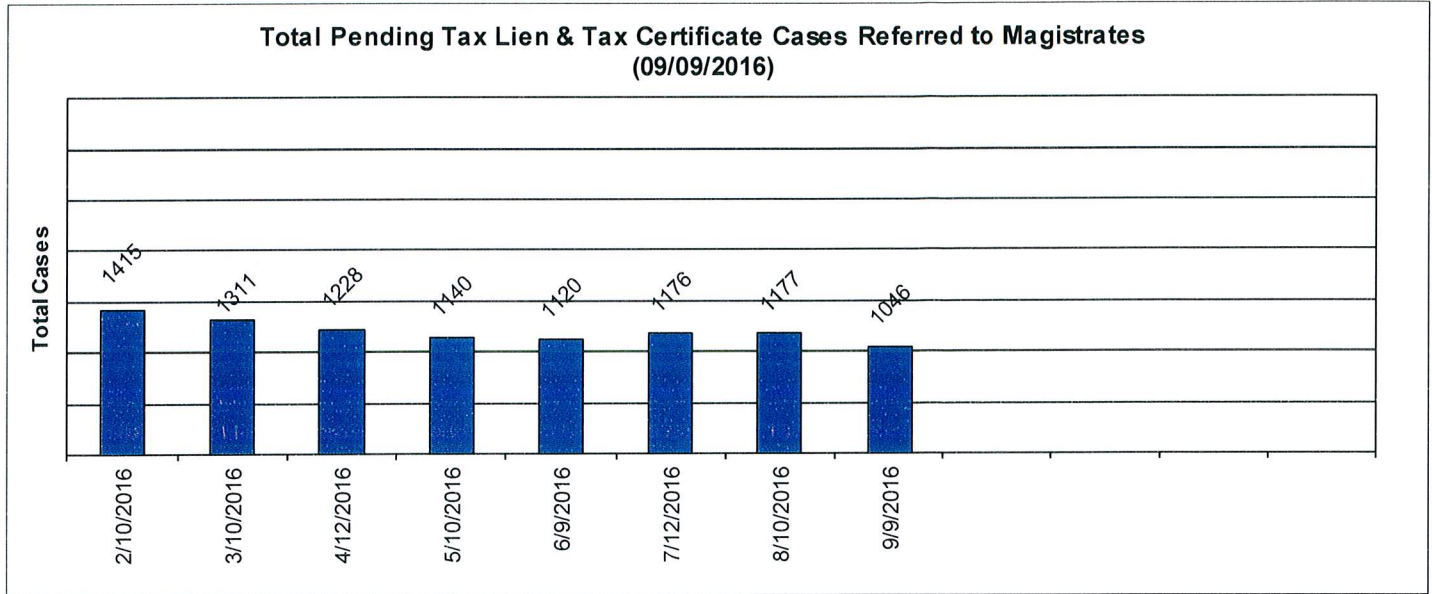


	As of:	2/10/2016	3/10/2016	4/12/2016	5/10/2016	6/9/2016	7/12/2016	8/10/2016	9/9/2016				
Year													
2000		0	0	0	0	0	0	0	0				
2001		0	0	0	0	0	0	0	0				
2002		0	0	0	0	0	0	0	0				
2003		2	2	2	2	2	2	2	2				
2004		0	0	0	0	0	0	0	0				
2005		0	0	0	0	0	0	0	0				
2006		0	0	0	0	0	0	0	0				
2007		1	1	1	1	1	1	1	1				
2008		2	2	3	4	3	2	1	1				
2009		5	5	6	6	6	6	4	4				
2010		4	5	4	4	4	5	4	3				
2011		9	8	7	7	7	6	7	6				
2012		43	39	33	30	28	26	21	21				
2013		101	86	77	66	61	52	41	27				
2014		483	401	333	288	258	220	184	141				
2015		3343	2914	2444	2079	1735	1450	1217	975				
2016		865	1313	1802	2109	2444	2853	3115	3193				
Total		4858	4776	4712	4596	4549	4623	4597	4374				

CUYAHOGA COUNTY COMMON PLEAS COURT

Total Pending Tax Lien & Certificate Cases Referred to Magistrates

The following chart is a display of the number of pending tax Judicial Foreclosure cases referred to the Magistrates on specific dates. The table below shows the number of pending tax Judicial Foreclosure cases in each year since 2000.




	As of:	2/10/2016	3/10/2016	4/12/2016	5/10/2016	6/9/2016	7/12/2016	8/10/2016	9/9/2016				
Year													
2000		0	0	0	0	0	0	0	0				
2001		0	0	0	0	0	0	0	0				
2002		0	0	0	0	0	0	0	0				
2003		0	0	0	0	0	0	0	0				
2004		0	0	0	0	0	0	0	0				
2005		0	0	0	0	0	0	0	0				
2006		0	0	0	0	0	0	0	0				
2007		0	0	0	0	0	0	0	0				
2008		0	0	0	1	1	0	0	0				
2009		0	0	0	0	0	0	0	0				
2010		0	0	0	0	1	1	2	1				
2011		0	0	1	1	1	1	1	1				
2012		4	3	3	3	2	2	2	2				
2013		19	17	15	10	11	9	7	5				
2014		104	91	78	63	57	52	45	34				
2015		928	821	697	611	529	427	360	281				
2016		360	379	434	451	518	684	760	722				
Total		1415	1311	1228	1140	1120	1176	1177	1046				

CUYAHOGA COUNTY COMMON PLEAS COURT

Percentage of Pending Judicial Foreclosure Cases By Filing Year

The following chart is a representation of the total number of pending Judicial Foreclosure cases by filing year expressed as a percentage on a specific date. The table below is the supporting data for this chart.

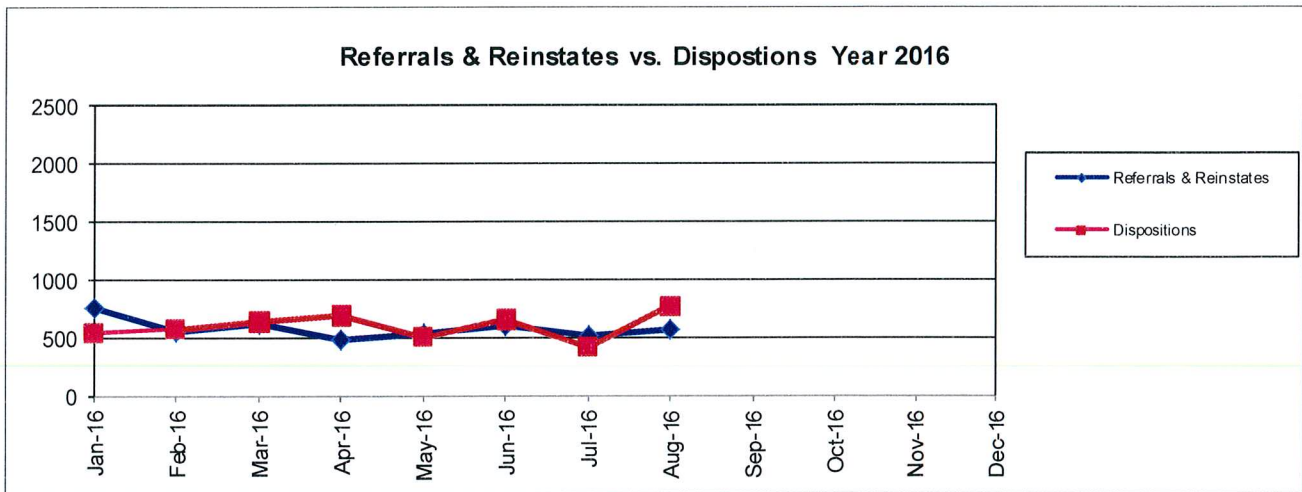
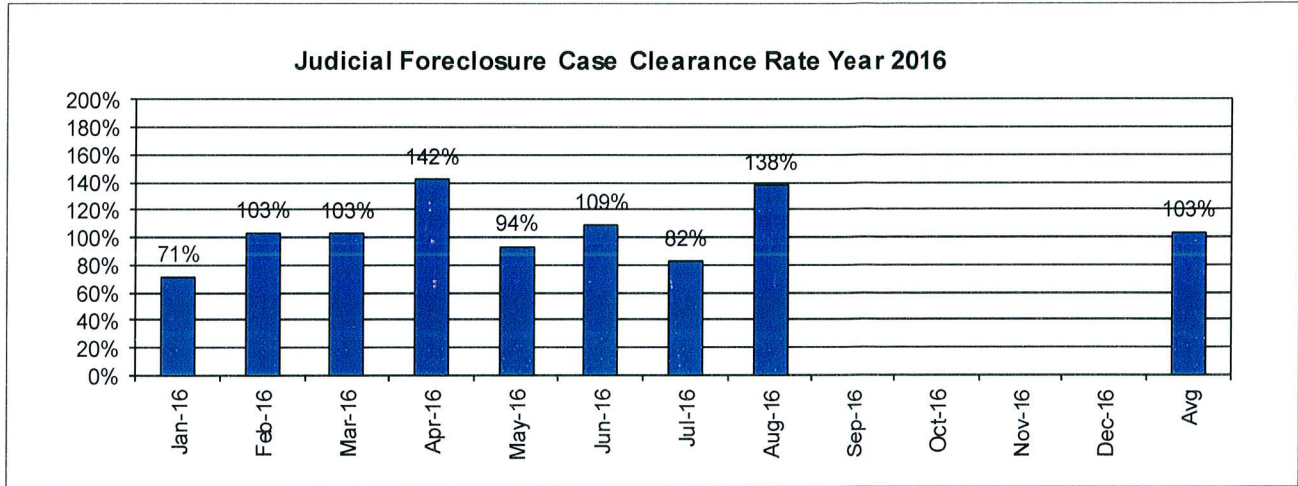


Year	As of:	9/9/2016	% of Total
2000		0	0.00%
2001		0	0.00%
2002		0	0.00%
2003		2	0.05%
2004		0	0.00%
2005		0	0.00%
2006		0	0.00%
2007		1	0.02%
2008		1	0.02%
2009		4	0.09%
2010		3	0.07%
2011		6	0.14%
2012		21	0.48%
2013		27	0.62%
2014		141	3.22%
2015		975	22.29%
2016		3193	73.00%

CUYAHOGA COUNTY COMMON PLEAS COURT

Judicial Foreclosure Clearance Rate Year 2016

The Clearance Rate is the number of outgoing cases as a percentage of the number of incoming cases. Clearance rate measures whether the court is keeping up with its incoming caseload. If cases are not disposed in a timely manner, a backlog of cases awaiting disposition will grow. A Clearance Rate of 100% indicates that at least as many cases as have been filed, reopened, or reactivated in a period have been disposed.

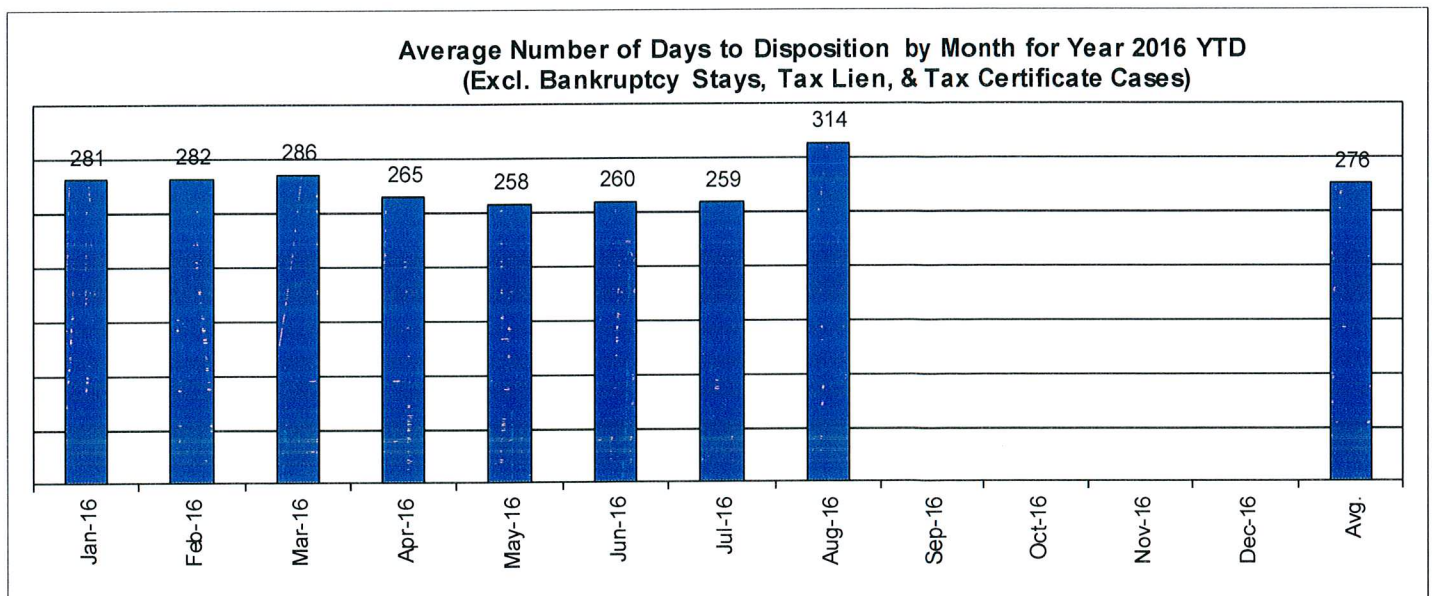
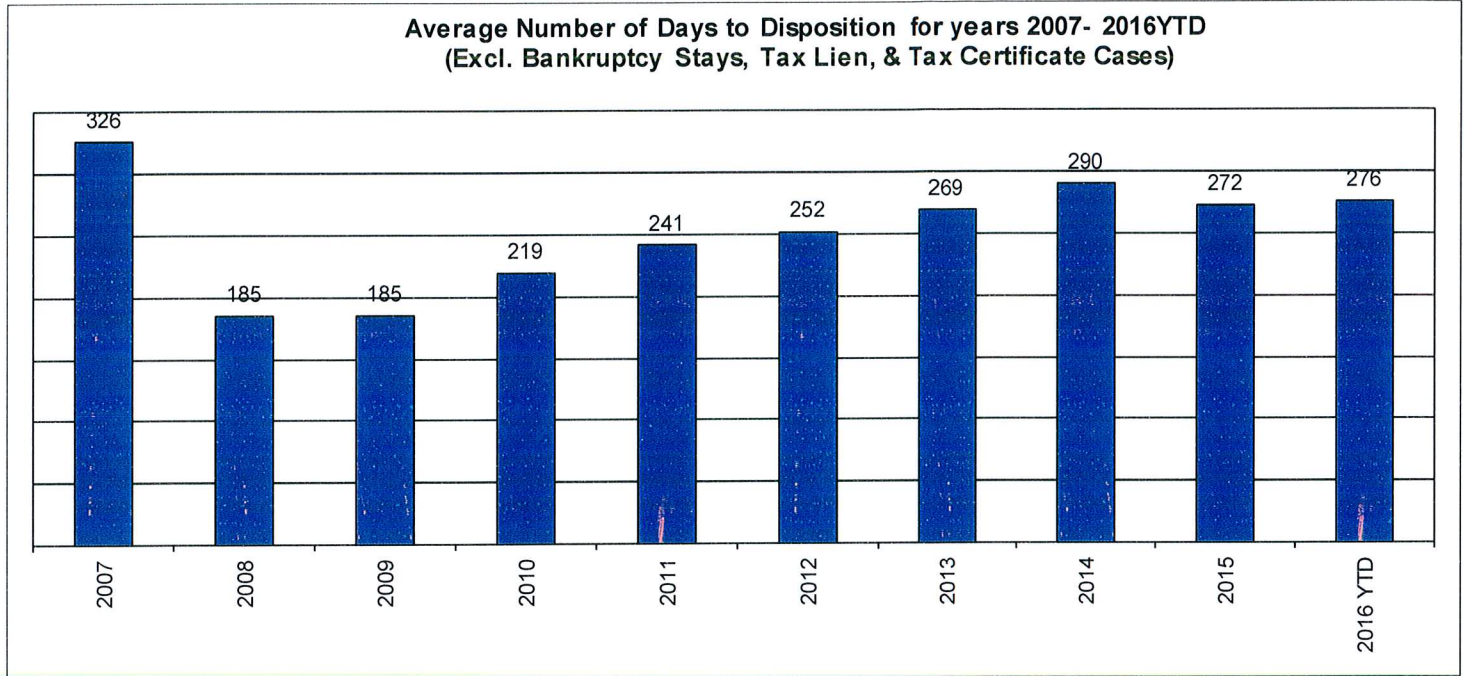


	Referrals & Reinstates	Dispositions	Clearance Rate
Jan-16	757	540	71%
Feb-16	559	576	103%
Mar-16	624	641	103%
Apr-16	488	691	142%
May-16	543	508	94%
Jun-16	602	655	109%
Jul-16	511	421	82%
Aug-16	562	774	138%
Sep-16			
Oct-16			
Nov-16			
Dec-16			
Avg	581	601	103%
Total	4646	4806	

CUYAHOGA COUNTY COMMON PLEAS COURT

Avg. Number of Days to Disp. (Excl. Bank. Stays & Tax Lien & Tax Cert.)

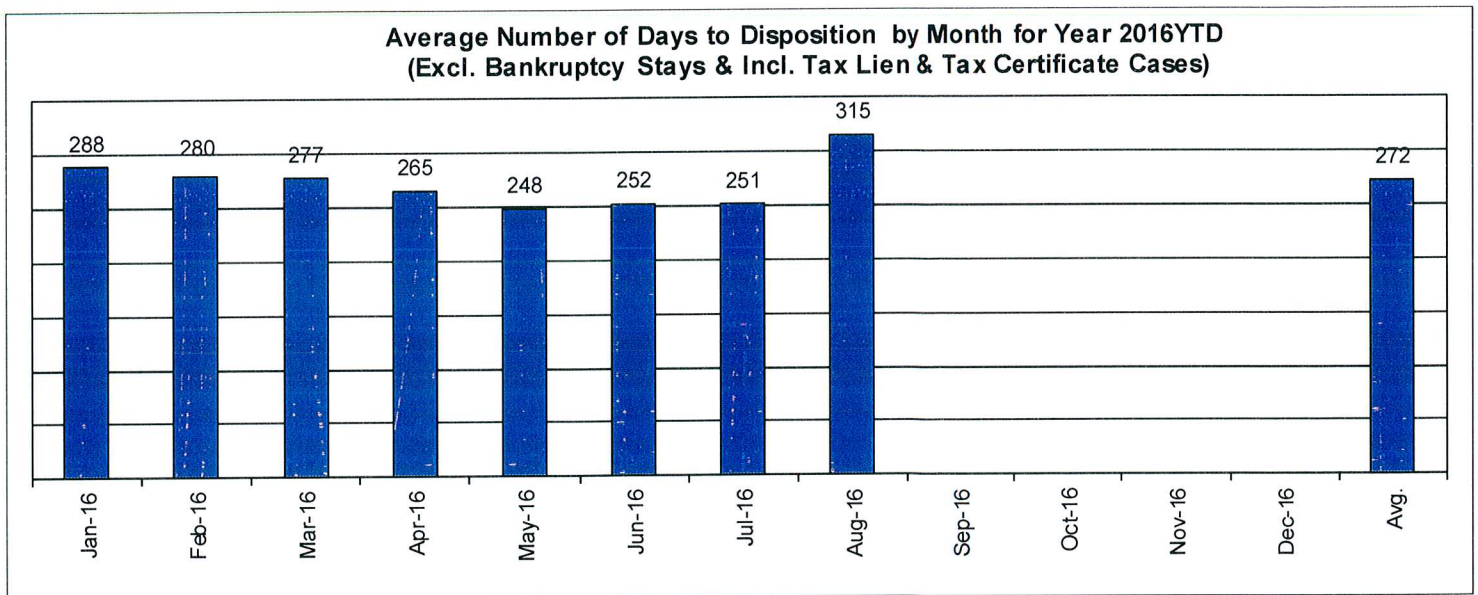
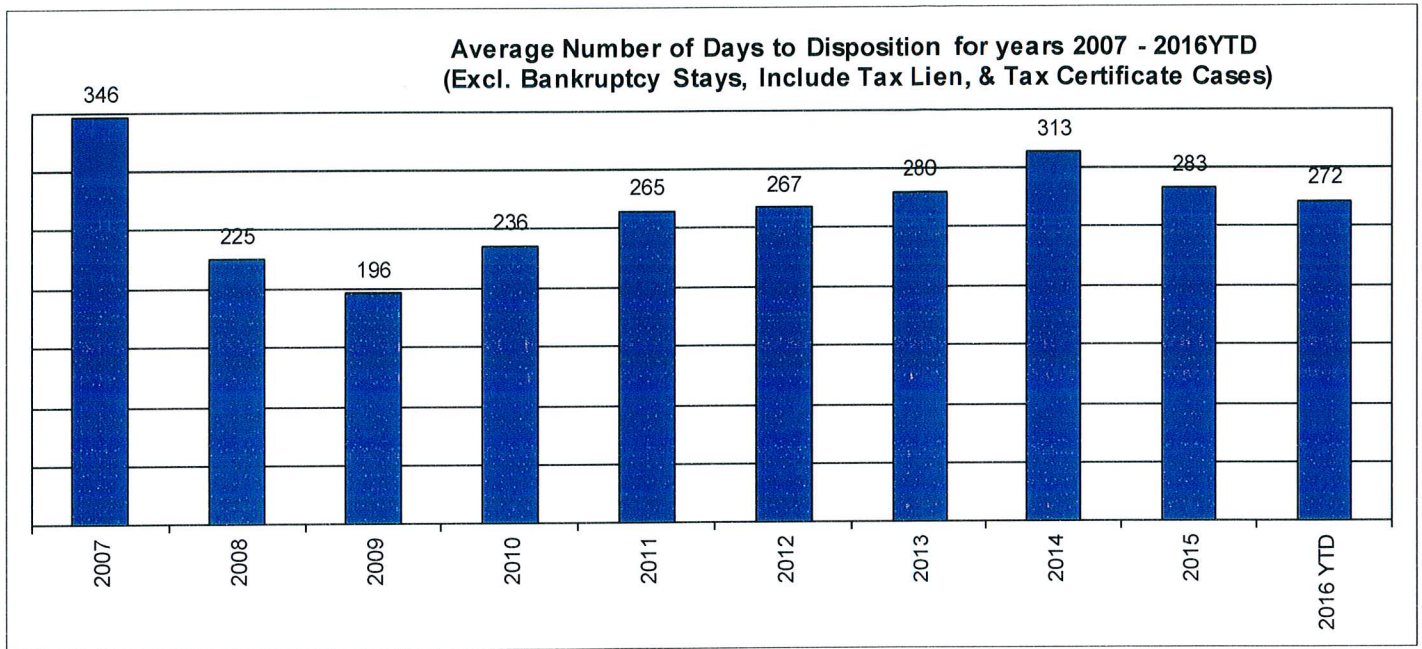
The average number of days to disposition is the number of days from filing to a final disposition entry being filed with the Clerk of Court. The data sample is based on all judicial foreclosure cases terminated by decree or dismissal (cases terminated by bankruptcy are not included) in a month. Each case is examined to determine the number of days between filing and termination with the periods that a case may have been in bankruptcy subtracted. Adding the total days of all of the cases minus bankruptcy periods and dividing by the total number of cases calculates the average. In the following chart, tax judicial foreclosure cases are excluded.



CUYAHOGA COUNTY COMMON PLEAS COURT

Avg. Number of Days to Disp. (Excl. Bank. Stays & Incl. Tax Lien & Tax Cert.)

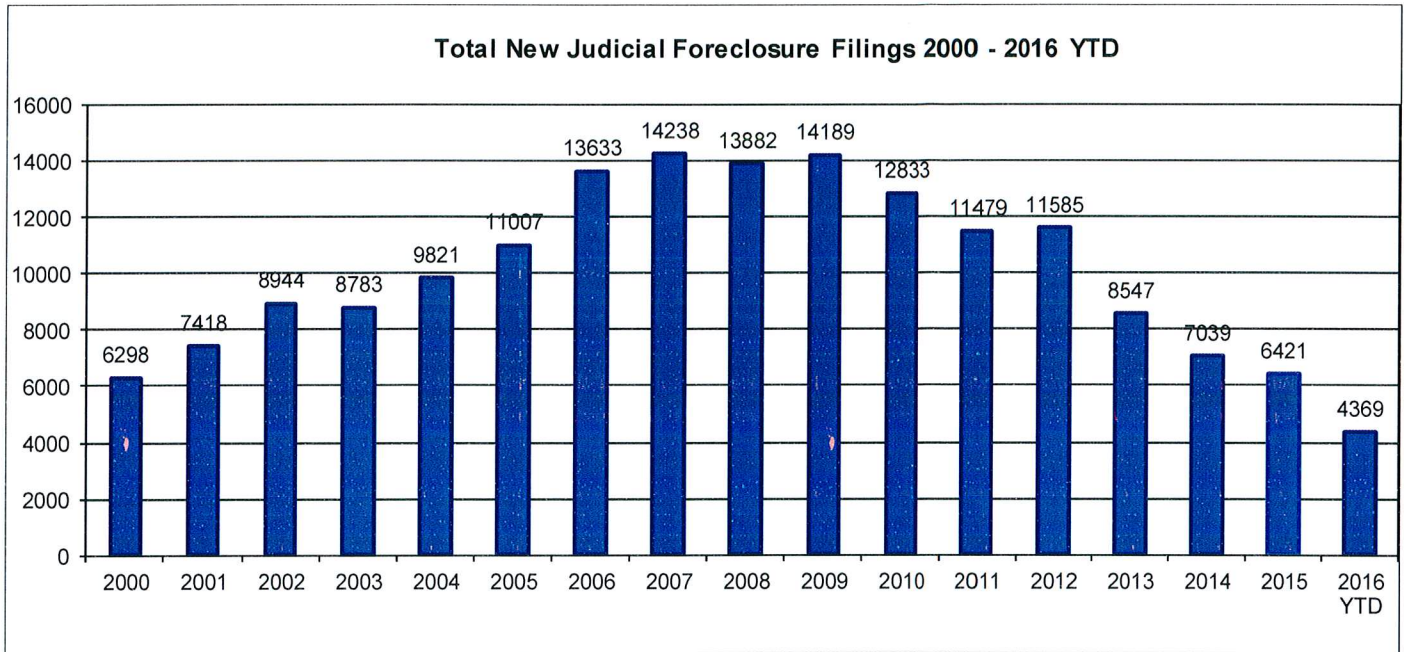
The average number of days to disposition is the number of days from filing to a final disposition entry being filed with the Clerk of Court. The data sample is based on all Judicial Foreclosure cases terminated by decree or dismissal (cases terminated by bankruptcy are not included) in a month. Each case is examined to determine the number of days between filing and termination with the periods that a case may have been in bankruptcy subtracted. Adding the total days of all of the cases minus bankruptcy periods and dividing by the total number of cases calculates the average. In the following chart, all types of Judicial Foreclosure cases are included.



Total New Judicial Foreclosure Filings

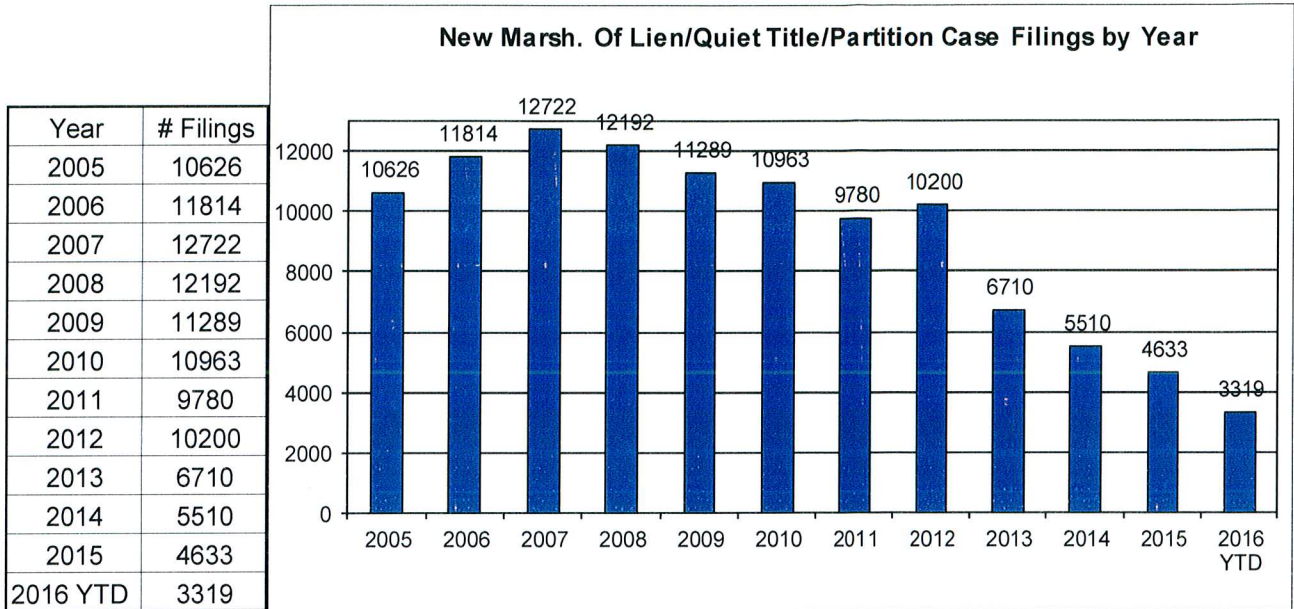
The following charts are provided as a historical view of new judicial foreclosure filings.

1. Total New Judicial Foreclosure Filings from 2000 – 2016 by year
2. Total New Marsh of Lien/Quiet Title/Partition Filings from 2005 – 2016 by month
3. Total New Tax Lien & Tax Certificate Filings for 2005 – 2016 by month
4. Total New Judicial Foreclosure Filings from 2005 – 2016 by month

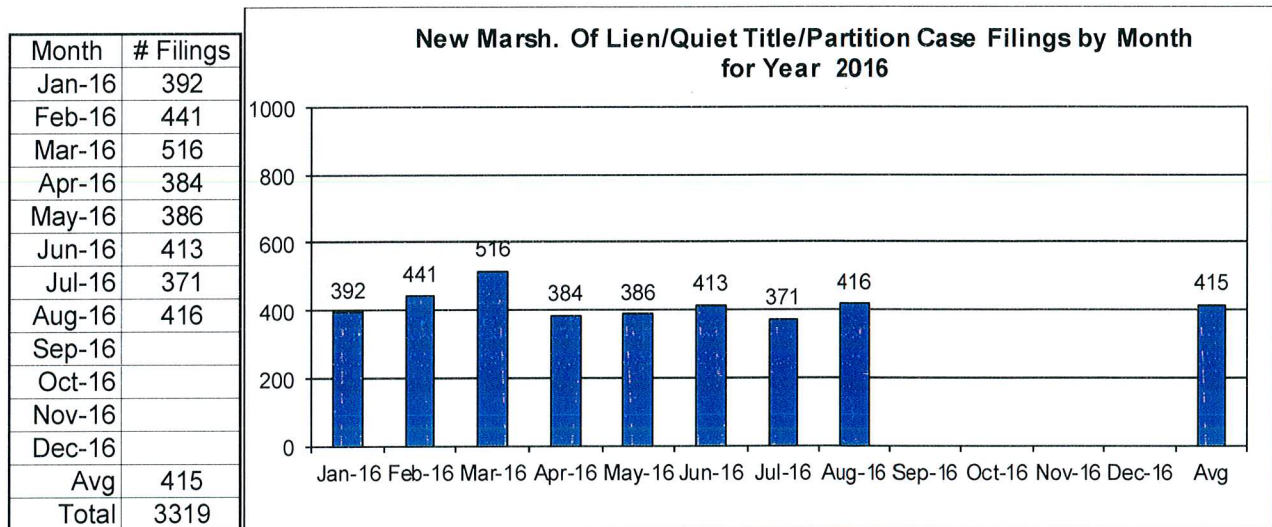


CUYAHOGA COUNTY COMMON PLEAS COURT

New Marsh of Lien/Quiet Title/Partition Case Filings for Years 2005 – 2016 YTD



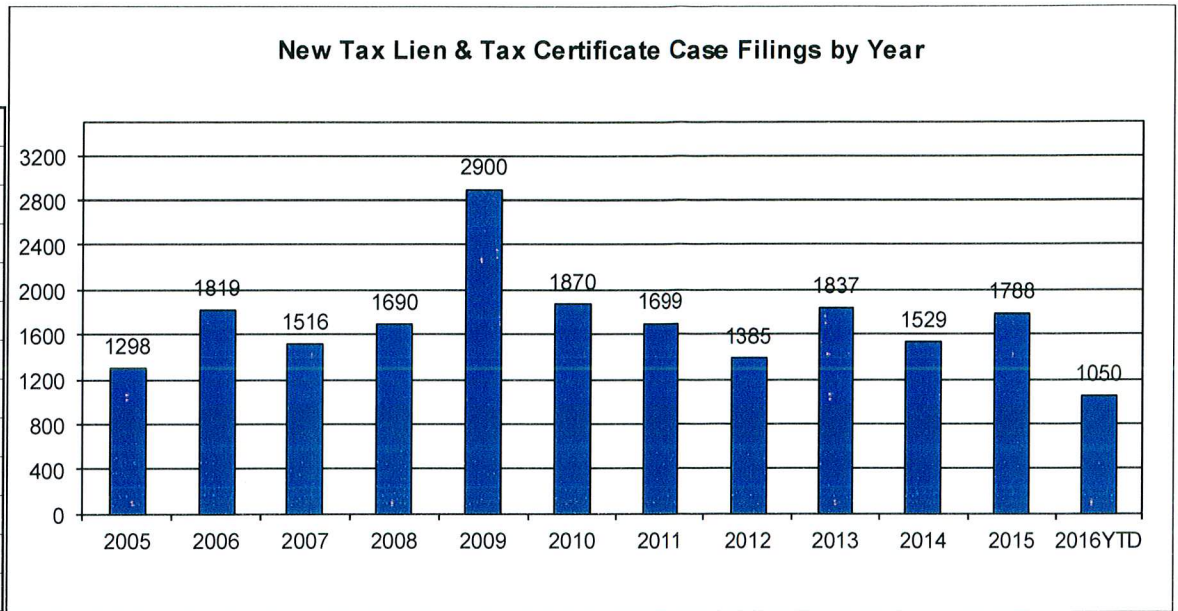
New Marsh of Lien/Quiet Title/Partition Case Filings by month for 2016 YTD



CUYAHOGA COUNTY COMMON PLEAS COURT

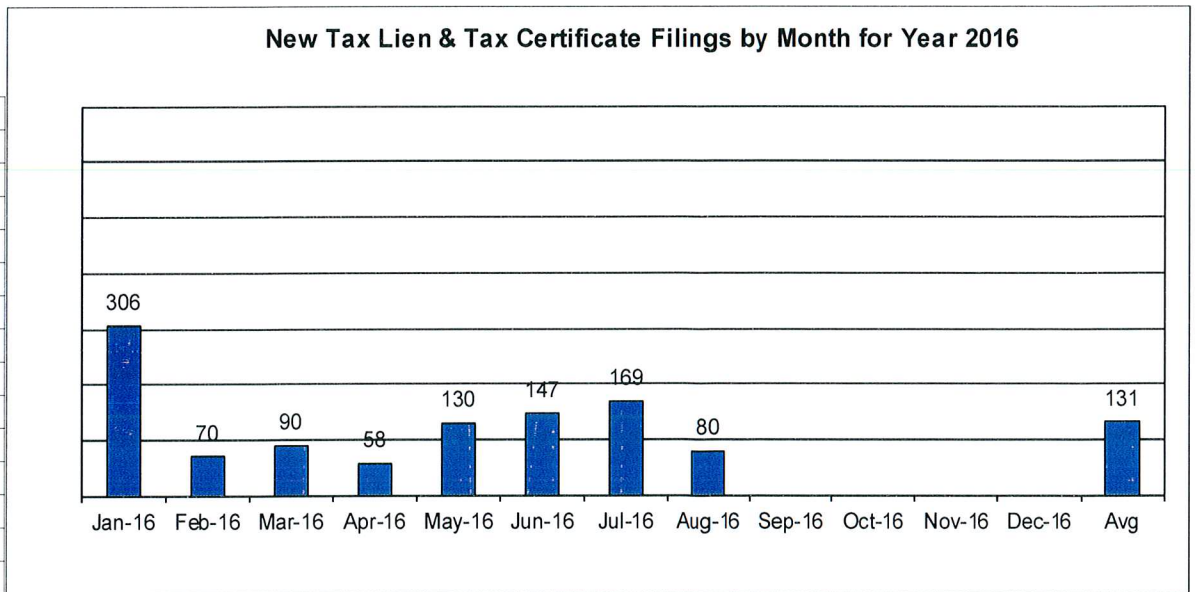
New Tax Lien & Certificate Filings for Years 2005 – 2016 YTD

Year	# Filings
2005	1298
2006	1819
2007	1516
2008	1690
2009	2900
2010	1870
2011	1699
2012	1385
2013	1837
2014	1529
2015	1788
2016YTD	1050



New Tax Lien & Certificate Filings by Month for Year 2016 YTD

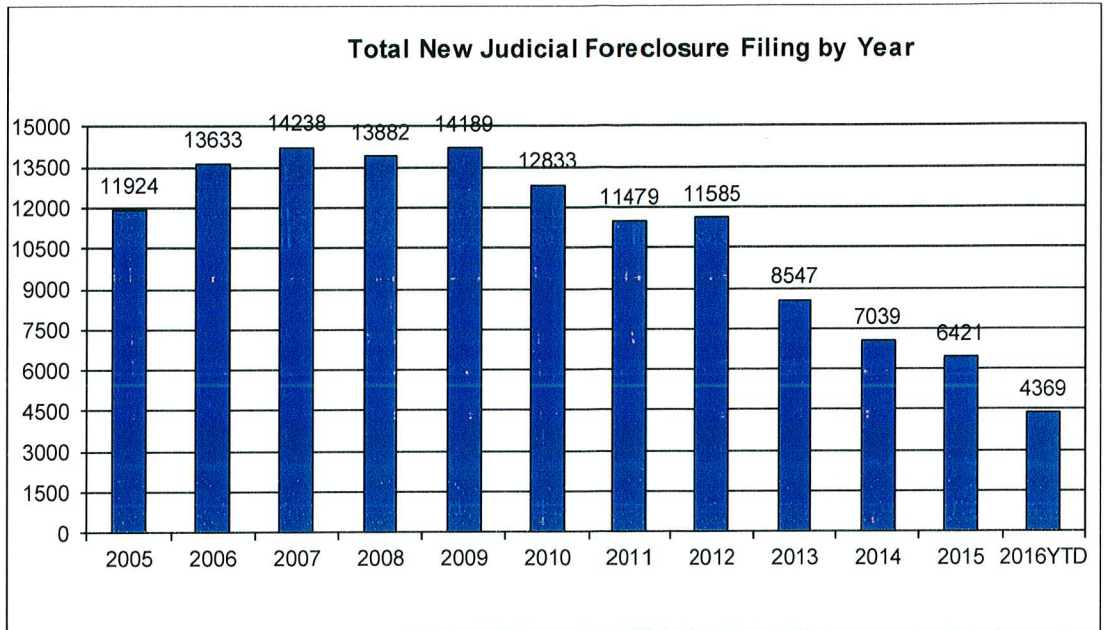
Month	# Filings
Jan-16	306
Feb-16	70
Mar-16	90
Apr-16	58
May-16	130
Jun-16	147
Jul-16	169
Aug-16	80
Sep-16	
Oct-16	
Nov-16	
Dec-16	
Avg	131
Total	1050



CUYAHOGA COUNTY COMMON PLEAS COURT

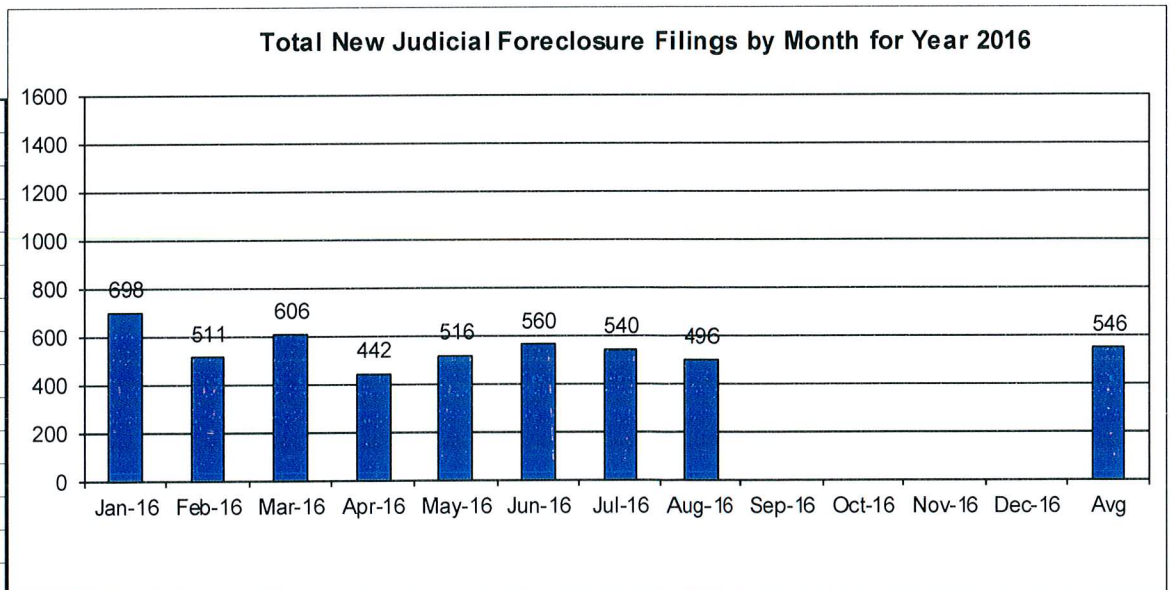
Total New Judicial Foreclosure Filings Years 2005 – 2016 YTD

Year	# Filings
2005	11924
2006	13633
2007	14238
2008	13882
2009	14189
2010	12833
2011	11479
2012	11585
2013	8547
2014	7039
2015	6421
2016 YTD	4369



Total New Judicial Foreclosure Filings by Month for Year 2016 YTD

Month	# Filings
Jan-16	698
Feb-16	511
Mar-16	606
Apr-16	442
May-16	516
Jun-16	560
Jul-16	540
Aug-16	496
Sep-16	
Oct-16	
Nov-16	
Dec-16	
Avg	546
Total	4369



Magistrate's Monthly Reports

The Magistrates' Monthly Report consists of 5 reports. Below is a description of each.

Magistrate's Monthly Supplemental Journal Entry Report (R415)

Retrieves total number of supplemental entries and Decrees of Confirmation of Sheriff's sale created during a specific period. A supplemental entry is any journal created by a magistrate, which does not close out a case. For example, any magistrate's order (MG) setting a hearing, any journal entry (JE) ruling on a motion, journals confirming Sheriff's sales, etc.).

Magistrate's Full Disposition Count by Magistrate Report (R413)

Retrieves total number of cases disposed of during a specific period. The dispositions are grouped by Magistrate and then broken down by the type of disposition (i. e. Default, Dismissed with Prejudice, Dismissed without Prejudice, etc.) This report can be printed three different ways. Including tax cases (Full Dispositions), excluding tax cases (Non-Tax Dispositions), and Tax cases only (Tax Dispositions).

Magistrate's Monthly Cases Referred/Reinstated Report (R418)

Retrieves newly filed cases referred to the Magistrates Dept. and cases previously disposed by the Magistrates Dept. that are reinstated and re-referred to the magistrates. The cases are separated by Tax (filing code 1465; Tax Judicial Foreclosure & 1466; Tax Certificate Judicial Foreclosure) and Non-Tax (1460; Judicial Foreclosure Marsh. Of Lien, 1480; Partition, 1470; Quiet Title, misc. (i. e. 1391; Contract Other, etc.).

Magistrate's Monthly Hearing Totals Report (R3146)

Retrieves total number of hearings held during one month. The hearings are grouped by Magistrate and then broken down by what type hearing was held (i. e. Default, Pretrial, etc.).

Magistrate's Monthly Case Load Report (R3147)

Retrieves individual caseload totals for individual magistrates during a specific period. The cases are grouped by magistrate and then broken down by case type (i. e. tax judicial foreclosure, tax certificate judicial foreclosure and non-tax judicial foreclosure).

CUYAHOGA COUNTY COURT OF COMMON PLEAS

DATE: 09/09/2016
TIME: 8:23 AM

OFFICE OF THE MAGISTRATES
MAGISTRATE'S MONTHLY SUPPLEMENTALS BY CASE
REPORTING PERIOD: AUGUST 2016

PAGE: 1
CMSR415D

SUPPLEMENTALS

AUGUSTYN	182
BAKER	304
BUCHA	212
DAY	381
DYKE	273
GAUNTNER	0
GONZALEZ	352
HIPPLEY	264
JACKSON A	301
JACKSON J	258
KLEIN	261
LUCAS	209
VOZAR	316
WEISS	308
UNACCOUNTED FOR	0

TOTAL 3621

CONFIRMATIONS

TOTAL 8

CUYAHOGA COUNTY COURT OF COMMON PLEAS
OFFICE OF THE MAGISTRATES
Full Disposition Count by Magistrate
REPORTING PERIOD: FROM 08/01/2016 TO 08/31/2016

DATE: 09/09/2016
 TIME: 8:24 AM

PAGE: 1
 CMSR413

MagID	Dispose Type	Tax Cert.	Tax Treas.	Total
KCA	Bank	0	0	0
	Def	1	0	11
	Dism	1	1	12
	Ref. Vacate	0	0	0
	Court Trial	0	0	0
	Other	0	4	8
	MAG'S TOTAL		2	5

Decrees	476
Defaults	312
Other	163
Court Trial	1
Dismissals	247
Bankruptcy	51
Ref. Vacated	0
Grand Total	774

GDB	Bank	0	2	4
	Def	6	0	23
	Dism	0	2	14
	Ref. Vacate	0	0	0
	Court Trial	0	0	0
	Other	3	4	11
	MAG'S TOTAL		9	8

SMB	Bank	1	0	1
	Def	1	0	10
	Dism	2	0	10
	Ref. Vacate	0	0	0
	Court Trial	0	0	1
	Other	1	3	7
	MAG'S TOTAL		5	3

CED	Bank	2	0	5
	Def	5	0	26
	Dism	0	1	15
	Ref. Vacate	0	0	0
	Court Trial	0	0	0
	Other	3	7	12
	MAG'S TOTAL		10	8

JTD	Bank	1	0	6
	Def	3	0	20
	Dism	0	1	16
	Ref. Vacate	0	0	0
	Court Trial	0	0	0
	Other	1	6	14
	MAG'S TOTAL		5	7

TG	Bank	1	2	7
	Def	3	0	31
	Dism	0	1	17
	Ref. Vacate	0	0	0
	Court Trial	0	0	0
	Other	2	7	19
	MAG'S TOTAL		6	10

KH	Bank	2	1	10
	Def	9	6	43
	Dism	2	3	26
	Ref. Vacate	0	0	0
	Court Trial	0	0	0
	Other	0	0	3
	MAG'S TOTAL		13	10

ARJ	Bank	0	1	2
	Def	3	0	25
	Dism	2	1	20

CUYAHOGA COUNTY COURT OF COMMON PLEAS
 OFFICE OF THE MAGISTRATES
Full Disposition Count by Magistrate
 REPORTING PERIOD: FROM 08/01/2016 TO 08/31/2016

DATE: 09/09/2016
 TIME: 8:24 AM

PAGE: 2
 CMSR413

MagID	Dispose Type	Tax Cert.	Tax Treas.	Total
	Ref. Vacate	0	0	0
	Court Trial	0	0	0
	Other	4	5	22
MAG'S TOTAL		9	7	<u>69</u>
<hr/>				
JLJ				
	Bank	0	1	2
	Def	5	3	34
	Dism	1	1	27
	Ref. Vacate	0	0	0
	Court Trial	0	0	0
	Other	4	3	16
MAG'S TOTAL		10	8	<u>79</u>
<hr/>				
MK				
	Bank	0	0	2
	Def	3	0	24
	Dism	0	0	21
	Ref. Vacate	0	0	0
	Court Trial	0	0	0
	Other	1	2	11
MAG'S TOTAL		4	2	<u>58</u>
<hr/>				
PL				
	Bank	0	0	3
	Def	5	0	7
	Dism	0	1	23
	Ref. Vacate	0	0	0
	Court Trial	0	0	0
	Other	2	10	14
MAG'S TOTAL		7	11	<u>47</u>
<hr/>				
TJV				
	Bank	1	0	4
	Def	6	0	33
	Dism	1	2	18
	Ref. Vacate	0	0	0
	Court Trial	0	0	0
	Other	1	9	19
MAG'S TOTAL		9	11	<u>74</u>
<hr/>				
CW				
	Bank	0	1	5
	Def	1	0	25
	Dism	2	7	28
	Ref. Vacate	0	0	0
	Court Trial	0	0	0
	Other	2	3	7
MAG'S TOTAL		5	11	<u>65</u>

CUYAHOGA COUNTY COURT OF COMMON PLEAS

DATE: 09/09/2016
 TIME: 08:24 AM

OFFICE OF THE MAGISTRATES
 MAGISTRATE'S MONTHLY REF/REIN CASES
 FROM 08/01/2016 TO 08/31/2016

CMSR418

MAGISTRATE	NEW REFERRALS				REINSTATED			
	Tax Treas.	Tax Cert.	Non-Tax	Total	Tax Treas.	Tax Cert.	Non-Tax	Total
<u>AUGUSTYN/KEVIN/C</u>	1	2	26	29	0	1	2	3
<u>BAKER/GAIL/D</u>	5	3	37	45	0	0	0	0
<u>BUCHA/STEPHEN/M</u>	5	0	15	20	0	0	1	1
<u>DAY/CHRISTOPHER/E</u>	3	5	30	38	0	0	1	1
<u>DYKE/JOHN/T</u>	3	8	34	45	0	0	0	0
<u>GONZALEZ/TRACEY/</u>	2	0	49	51	0	0	1	1
<u>HIPPLEY/KEVIN/</u>	6	2	40	48	0	0	0	0
<u>JACKSON A/AMY/R</u>	3	6	37	46	0	0	3	3
<u>JACKSON J/JIM/L</u>	1	4	42	47	0	0	2	2
<u>KLEIN/MONICA/</u>	7	3	52	62	0	0	0	0
<u>LUCAS/PAUL/</u>	2	3	35	40	0	0	1	1
<u>VOZAR/THOMAS/J</u>	1	4	28	33	0	0	1	1
<u>WEISS/CAROL/</u>	6	7	29	42	0	2	1	3
<u>TOTAL</u>	45	47	454	546	0	3	13	16
<u>COMBINED TOTAL</u>	562							

CUYAHOGA COUNTY COURT OF COMMON PLEAS

OFFICE OF THE MAGISTRATES

MAG MONTHLY HEARING TOTALS

Reporting Period: August 2016

DATE: 09/09/2016
TIME: 08:24 AM

PAGE: 1
CMSR3146

Monthly Hearing Total 652

AUGUSTYN
 Default Hearings 26
 Tax Hearings 4
 Pretrials 10

 TOTAL: 40

BAKER
 Default Hearings 58
 Tax Hearings 5
 Pretrials 16

 TOTAL: 79

BUCHA
 Default Hearings 19
 Tax Hearings 9
 Pretrials 28

 TOTAL: 56

DAY
 Default Hearings 36
 Tax Hearings 8
 Pretrials 7

 TOTAL: 51

DYKE
 Default Hearings 11
 Tax Hearings 4
 Pretrials 7

 TOTAL: 22

GONZALEZ
 Default Hearings 48
 Tax Hearings 8
 Pretrials 10

 TOTAL: 66

HIPPLEY
 Default Hearings 45
 Tax Hearings 3
 Pretrials 8

 TOTAL: 56

JACKSON A
 Default Hearings 49
 Tax Hearings 10
 Pretrials 13

 TOTAL: 72

JACKSON J
 Default Hearings 21
 Tax Hearings 6
 Pretrials 14

 TOTAL: 41

KLEIN
 Default Hearings 27
 Tax Hearings 5
 Pretrials 6

 TOTAL: 38

CUYAHOGA COUNTY COURT OF COMMON PLEAS

OFFICE OF THE MAGISTRATES

MAG MONTHLY HEARING TOTALS

Reporting Period: August 2016

DATE: 09/09/2016
TIME: 08:24 AM

PAGE: 2
CMSR3146

TOTAL:	38
LUCAS	
Default Hearings	46
Tax Hearings	12
Pretrials	11
<hr/>	
TOTAL:	69
VOZAR	
Default Hearings	13
Tax Hearings	2
Pretrials	15
<hr/>	
TOTAL:	30
WEISS	
Default Hearings	19
Tax Hearings	5
Pretrials	8
<hr/>	
TOTAL:	32

CUYAHOGA COUNTY COURT OF COMMON PLEAS

DATE: 09/09/2016
 TIME: 8:24 AM

Office of the Magistrates
 Magistrate's Monthly Case Load
 MONTH: AUGUST 2016

PAGE: 1
 CMSR3147

Magistrate Name	Non Tax Total	Tax Cert.	Tax Treas.	Total Tax	Total Cases
AUGUSTYN	118	14	27	41	159
BAKER	234	30	50	80	314
BUCHA	120	12	29	41	161
DAY	179	25	34	59	238
DYKE	173	28	46	74	247
GONZALEZ	237	23	62	85	322
HIPPLEY	253	37	50	87	340
JACKSON A	269	35	68	103	372
JACKSON J	238	31	50	81	319
KLEIN	234	24	59	83	317
LUCAS	281	51	94	145	426
VOZAR	305	34	44	78	383
WEISS	218	35	72	107	325
Non Tax Total:	2859	Cert.Tax Total: 379	Tax Treas. Total: 685	Total Tax: 1064	Total Cases: 3923

Report CMSR1062 - Judicial Foreclosure Statistics by Judge

Report CMSR1062 provides a list of judicial foreclosure case activity for each Judge. The report identifies how many cases were pending at the beginning of the period. The new cases filed and cases that were transferred in or reactivated are added to the number pending at the beginning of the period. It then shows the type and number of terminations for the period. The total terminations are subtracted from the total pending which provides the pending at the end of the period.

CUYAHOGA COUNTY COURT OF COMMON PLEAS

DATE: 09/09/2016
TIME: 08:20 AM

Foreclosure Statistics by Judge
Reporting Period: August 2016

PAGE: 1
CMSR1062

Judge

AMBROSE, DICK							
	Pending at Beg of Period		New Cases Filed	Cases Transferred In / Reactivated			Total
	96		15	5			116
Terminations							
	Bankruptcy	Default	RefVacated	Court Trial	Dismiss	Other	Total
	1	7	0	0	9	14	31
Total Pending at End of Period							85

ASTRAB, MICHAEL							
	Pending at Beg of Period		New Cases Filed	Cases Transferred In / Reactivated			Total
	143		17	6			166
Terminations							
	Bankruptcy	Default	RefVacated	Court Trial	Dismiss	Other	Total
	3	4	0	0	7	10	24
Total Pending at End of Period							142

BARKER, PAMELA A							
	Pending at Beg of Period		New Cases Filed	Cases Transferred In / Reactivated			Total
	168		15	3			186
Terminations							
	Bankruptcy	Default	RefVacated	Court Trial	Dismiss	Other	Total
	2	1	0	0	13	12	28
Total Pending at End of Period							158

BURNSIDE, JANET R							
	Pending at Beg of Period		New Cases Filed	Cases Transferred In / Reactivated			Total
	139		13	9			161
Terminations							
	Bankruptcy	Default	RefVacated	Court Trial	Dismiss	Other	Total
	2	13	0	0	8	11	34
Total Pending at End of Period							127

CALABRESE, DEENA R							
	Pending at Beg of Period		New Cases Filed	Cases Transferred In / Reactivated			Total
	125		17	5			147
Terminations							
	Bankruptcy	Default	RefVacated	Court Trial	Dismiss	Other	Total
	0	12	0	0	8	11	31
Total Pending at End of Period							116

CLANCY, MAUREEN							
	Pending at Beg of Period		New Cases Filed	Cases Transferred In / Reactivated			Total
	129		19	1			149
Terminations							
	Bankruptcy	Default	RefVacated	Court Trial	Dismiss	Other	Total
	3	8	0	0	9	14	34
Total Pending at End of Period							115

COLLIER-WILLIAMS, CASSANDRA							
	Pending at Beg of Period		New Cases Filed	Cases Transferred In / Reactivated			Total
	136		20	3			159
Terminations							
	Bankruptcy	Default	RefVacated	Court Trial	Dismiss	Other	Total
	2	16	0	0	14	7	39
Total Pending at End of Period							120

CORRIGAN, BRIAN J

CUYAHOGA COUNTY COURT OF COMMON PLEAS

Foreclosure Statistics by Judge

DATE: 09/09/2016
TIME: 08:20 AM

Reporting Period: August 2016

Judge

Pending at Beg of Period		New Cases Filed		Cases Transferred In / Reactivated			Total
134		24		5			163
Terminations	Bankruptcy	Default	RefVacated	Court Trial	Dismiss	Other	Total
	3	20	0	0	5	16	44
Total Pending at End of Period							119
<hr/>							
CORRIGAN, PETER J		New Cases Filed		Cases Transferred In / Reactivated			Total
Pending at Beg of Period		18		3			115
94							
Terminations	Bankruptcy	Default	RefVacated	Court Trial	Dismiss	Other	Total
	3	7	0	0	4	8	22
Total Pending at End of Period							93
<hr/>							
DONNELLY, MICHAEL P		New Cases Filed		Cases Transferred In / Reactivated			Total
Pending at Beg of Period		12		9			156
135							
Terminations	Bankruptcy	Default	RefVacated	Court Trial	Dismiss	Other	Total
	5	6	0	0	6	11	28
Total Pending at End of Period							128
<hr/>							
FRIEDLAND, CAROLYN B		New Cases Filed		Cases Transferred In / Reactivated			Total
Pending at Beg of Period		19		7			140
114							
Terminations	Bankruptcy	Default	RefVacated	Court Trial	Dismiss	Other	Total
	2	6	0	0	5	9	22
Total Pending at End of Period							118
<hr/>							
FRIEDMAN, STUART A		New Cases Filed		Cases Transferred In / Reactivated			Total
Pending at Beg of Period		12		3			170
155							
Terminations	Bankruptcy	Default	RefVacated	Court Trial	Dismiss	Other	Total
	5	15	0	0	8	12	40
Total Pending at End of Period							130
<hr/>							
FUERST, NANCY A		New Cases Filed		Cases Transferred In / Reactivated			Total
Pending at Beg of Period		4		7			165
154							
Terminations	Bankruptcy	Default	RefVacated	Court Trial	Dismiss	Other	Total
	2	12	0	0	5	16	35
Total Pending at End of Period							130
<hr/>							
GALL, STEVEN E		New Cases Filed		Cases Transferred In / Reactivated			Total
Pending at Beg of Period		11		7			144
126							
Terminations	Bankruptcy	Default	RefVacated	Court Trial	Dismiss	Other	Total
	2	9	0	0	8	7	26
Total Pending at End of Period							118
<hr/>							
GALLAGHER, HOLLIE L							

CUYAHOGA COUNTY COURT OF COMMON PLEAS

DATE: 09/09/2016
TIME: 08:20 AM

Foreclosure Statistics by Judge
Reporting Period: August 2016

PAGE: 3
CMSR1062

Judge

	Pending at Beg of Period		New Cases Filed		Cases Transferred In / Reactivated		Total
	105		16		3		124
Terminations							
	Bankruptcy	Default	RefVacated	Court Trial	Dismiss	Other	Total
	3	9	0	0	5	8	25
	Total Pending at End of Period						99

GALLAGHER, SHANNON M							
	Pending at Beg of Period		New Cases Filed		Cases Transferred In / Reactivated		Total
	161		9		2		172
Terminations							
	Bankruptcy	Default	RefVacated	Court Trial	Dismiss	Other	Total
	0	3	0	0	7	4	14
	Total Pending at End of Period						158

GAUL, DANIEL							
	Pending at Beg of Period		New Cases Filed		Cases Transferred In / Reactivated		Total
	143		16		6		165
Terminations							
	Bankruptcy	Default	RefVacated	Court Trial	Dismiss	Other	Total
	2	9	0	0	7	6	24
	Total Pending at End of Period						141

JACKSON, MICHAEL E							
	Pending at Beg of Period		New Cases Filed		Cases Transferred In / Reactivated		Total
	121		13		10		144
Terminations							
	Bankruptcy	Default	RefVacated	Court Trial	Dismiss	Other	Total
	1	4	0	0	6	8	19
	Total Pending at End of Period						125

MATIA, DAVID T							
	Pending at Beg of Period		New Cases Filed		Cases Transferred In / Reactivated		Total
	119		17		11		147
Terminations							
	Bankruptcy	Default	RefVacated	Court Trial	Dismiss	Other	Total
	0	10	0	0	5	13	28
	Total Pending at End of Period						119

MCCLELLAND, ROBERT C							
	Pending at Beg of Period		New Cases Filed		Cases Transferred In / Reactivated		Total
	106		13		14		133
Terminations							
	Bankruptcy	Default	RefVacated	Court Trial	Dismiss	Other	Total
	0	7	0	0	10	8	25
	Total Pending at End of Period						108

MCCORMICK, TIMOTHY							
	Pending at Beg of Period		New Cases Filed		Cases Transferred In / Reactivated		Total
	100		12		6		118
Terminations							
	Bankruptcy	Default	RefVacated	Court Trial	Dismiss	Other	Total
	0	6	0	0	4	9	19
	Total Pending at End of Period						99

MCDONNELL, NANCY R

CUYAHOGA COUNTY COURT OF COMMON PLEAS

DATE: 09/09/2016
 TIME: 08:20 AM

Foreclosure Statistics by Judge
 Reporting Period: August 2016

PAGE: 4
 CMSR1062

Judge

	Pending at Beg of Period		New Cases Filed		Cases Transferred In / Reactivated		Total
	121		19		7		147
Terminations							
	Bankruptcy	Default	RefVacated	Court Trial	Dismiss	Other	Total
	0	11	0	0	7	5	23
	Total Pending at End of Period						124

MCMONAGLE, MATTHEW A							
	Pending at Beg of Period		New Cases Filed		Cases Transferred In / Reactivated		Total
	121		17		2		140
Terminations							
	Bankruptcy	Default	RefVacated	Court Trial	Dismiss	Other	Total
	0	13	0	0	7	11	31
	Total Pending at End of Period						109

O'DONNELL, JOHN P							
	Pending at Beg of Period		New Cases Filed		Cases Transferred In / Reactivated		Total
	122		10		5		137
Terminations							
	Bankruptcy	Default	RefVacated	Court Trial	Dismiss	Other	Total
	1	15	0	0	5	6	27
	Total Pending at End of Period						110

RUSSO, JOHN J							
	Pending at Beg of Period		New Cases Filed		Cases Transferred In / Reactivated		Total
	54		7		4		65
Terminations							
	Bankruptcy	Default	RefVacated	Court Trial	Dismiss	Other	Total
	1	3	0	0	3	5	12
	Total Pending at End of Period						53

RUSSO, JOSEPH D							
	Pending at Beg of Period		New Cases Filed		Cases Transferred In / Reactivated		Total
	141		17		5		163
Terminations							
	Bankruptcy	Default	RefVacated	Court Trial	Dismiss	Other	Total
	0	5	0	0	8	7	20
	Total Pending at End of Period						143

RUSSO, MICHAEL J							
	Pending at Beg of Period		New Cases Filed		Cases Transferred In / Reactivated		Total
	155		15		8		178
Terminations							
	Bankruptcy	Default	RefVacated	Court Trial	Dismiss	Other	Total
	0	10	0	0	3	14	27
	Total Pending at End of Period						151

RUSSO, NANCY MARGARET							
	Pending at Beg of Period		New Cases Filed		Cases Transferred In / Reactivated		Total
	97		14		2		113
Terminations							
	Bankruptcy	Default	RefVacated	Court Trial	Dismiss	Other	Total
	1	9	0	0	5	7	22
	Total Pending at End of Period						91

SAFFOLD, SHIRLEY STRICKLAND

CUYAHOGA COUNTY COURT OF COMMON PLEAS

DATE: 09/09/2016
TIME: 08:20 AM

Foreclosure Statistics by Judge
Reporting Period: August 2016

PAGE: 5
CMSR1062

Judge

	Pending at Beg of Period		New Cases Filed		Cases Transferred In / Reactivated		Total
	130		20		4		154
Terminations							
	Bankruptcy	Default	RefVacated	Court Trial	Dismiss	Other	Total
	0	8	0	0	5	7	20
	Total Pending at End of Period						134

SHEEHAN, BRENDAN J							
	Pending at Beg of Period		New Cases Filed		Cases Transferred In / Reactivated		Total
	132		11		4		147
Terminations							
	Bankruptcy	Default	RefVacated	Court Trial	Dismiss	Other	Total
	0	11	0	0	10	8	29
	Total Pending at End of Period						118

SUTULA, JOHN D							
	Pending at Beg of Period		New Cases Filed		Cases Transferred In / Reactivated		Total
	147		13		8		168
Terminations							
	Bankruptcy	Default	RefVacated	Court Trial	Dismiss	Other	Total
	3	16	0	0	12	10	41
	Total Pending at End of Period						127

SUTULA, KATHLEEN ANN							
	Pending at Beg of Period		New Cases Filed		Cases Transferred In / Reactivated		Total
	108		19		5		132
Terminations							
	Bankruptcy	Default	RefVacated	Court Trial	Dismiss	Other	Total
	2	7	0	0	7	12	28
	Total Pending at End of Period						104

SYNENBERG, JOAN							
	Pending at Beg of Period		New Cases Filed		Cases Transferred In / Reactivated		Total
	121		11		12		144
Terminations							
	Bankruptcy	Default	RefVacated	Court Trial	Dismiss	Other	Total
	0	6	0	1	7	15	29
	Total Pending at End of Period						115

VILLANUEVA, JOSE' A							
	Pending at Beg of Period		New Cases Filed		Cases Transferred In / Reactivated		Total
	137		12		5		154
Terminations							
	Bankruptcy	Default	RefVacated	Court Trial	Dismiss	Other	Total
	1	8	0	0	10	10	29
	Total Pending at End of Period						125

Monthly Summary

MONTHLY SUMMARY

August 2016

NAME	PEND	ASSIGNED			TRIALS						DISP	PENDING				+	-
		CV	CR	TOT	JURY			COURT				CV	FR	CR	TOT		
Dick Ambrose	442	50	39	89	0	0	0	0	0	0	105	230	83	113	426	+ 16	
Michael K. Astrab	497	53	39	92	0	0	0	0	0	0	96	226	142	125	493	+ 4	
Pamela A. Barker	454	56	42	98	0	2	2	1	0	1	94	194	158	106	458	- 4	
Janet R. Burnside	472	57	37	94	0	2	2	0	2	2	109	237	124	96	457	+ 15	
Deena R. Calabrese	454	56	31	87	0	0	0	0	0	0	114	215	116	96	427	+ 27	
Maureen Clancy	392	50	27	77	0	2	2	0	0	0	104	179	115	71	365	+ 27	
Cassandra Collier-Willia	429	52	35	87	0	0	0	0	0	0	107	170	119	120	409	+ 20	
Brian J. Corrigan	522	55	41	96	0	2	2	0	3	3	120	268	118	112	498	+ 24	
Peter J. Corrigan	416	55	40	95	0	0	0	0	0	0	78	222	93	118	433	- 17	
Michael P. Donnelly	420	62	36	98	0	0	0	0	0	0	103	181	128	106	415	+ 5	
Carolyn B. Friedland	469	56	29	85	0	0	0	0	1	1	110	208	118	118	444	+ 25	
Stuart A. Friedman	438	51	46	97	0	0	0	0	0	0	110	198	129	98	425	+ 13	
Nancy A. Fuerst	411	54	32	86	0	1	1	0	0	0	100	193	130	74	397	+ 14	
Steven E. Gall	425	52	47	99	0	1	1	0	0	0	101	179	118	126	423	+ 2	
Hollie L. Gallagher	387	50	30	80	0	0	0	0	0	0	92	198	99	78	375	+ 12	
Shannon M. Gallagher	503	50	44	94	0	2	2	0	1	1	89	232	157	119	508	- 5	
Daniel Gaul	492	55	33	88	0	3	3	0	0	0	94	226	141	119	486	+ 6	
Michael E. Jackson	516	58	45	103	0	1	1	0	0	0	127	200	125	167	492	+ 24	
David T. Matia	430	59	42	101	0	0	0	0	0	0	114	192	118	107	417	+ 13	
Robert C. McClelland	548	65	44	109	1	0	1	0	0	0	98	278	108	173	559	- 11	
Timothy McCormick	371	57	35	92	0	2	2	0	1	1	86	209	96	72	377	- 6	
Nancy R. McDonnell	387	53	21	74	0	1	1	0	0	0	74	182	123	82	387	0	
Matthew A. McMonagle	411	49	26	75	0	0	0	0	0	0	102	154	105	125	384	+ 27	
John P. O'Donnell	459	53	30	83	0	0	0	0	2	2	93	238	110	101	449	+ 10	
John J. Russo	186	29	8	37	0	0	0	0	0	0	40	114	52	17	183	+ 3	
Joseph D. Russo	496	55	39	94	0	0	0	0	0	0	99	199	143	149	491	+ 5	
Michael J. Russo	409	58	24	82	0	0	0	0	0	0	98	170	151	72	393	+ 16	
Nancy Margaret Russo	265	54	38	92	0	0	0	0	0	0	86	103	91	77	271	- 6	
Shirley Strickland Saffold	450	55	35	90	0	1	1	0	0	0	84	206	133	117	456	- 6	
Brendan J. Sheehan	350	55	30	85	0	0	0	0	0	0	89	147	118	81	346	+ 4	
John D. Sutula	571	61	66	127	0	0	0	0	0	0	147	253	126	172	551	+ 20	
Kathleen Ann Sutula	390	53	28	81	0	1	1	0	0	0	111	163	103	94	360	+ 30	
Joan Synenberg	415	58	40	98	0	0	0	0	0	0	99	202	114	98	414	+ 1	
José A. Villanueva	520	52	40	92	0	1	1	0	0	0	104	240	125	143	508	+ 12	
TOTALS	14797	1838	1219	3057	1	22	23	1	10	11	3377	6806	4029	3642	14477	+ 320	

Year to Date Summary

SUMMARY FOR THE COURT

January - August 2016

NAME	PEND	ASSIGNED			TRIALS						DISP	PENDING				+	-
		CV	CR	TOT	JURY			COURT				CV	FR	CR	TOT		
Dick Ambrose	435	415	254	669	1	8	9	1	3	4	678	230	83	113	426	+ 9	
Michael K. Astrab	485	420	243	663	0	2	2	0	2	2	655	226	142	125	493	- 8	
Pamela A. Barker	426	429	237	666	1	3	4	1	1	2	634	194	158	106	458	- 32	
Janet R. Burnside	436	407	246	653	0	12	12	1	4	5	632	237	124	96	457	- 21	
Deena R. Calabrese	453	430	246	676	1	7	8	0	1	1	702	215	116	96	427	+ 26	
Maureen Clancy	374	444	242	686	1	3	4	0	1	1	695	179	115	71	365	+ 9	
Cassandra Collier-Willia	456	434	261	695	0	4	4	0	3	3	742	170	119	120	409	+ 47	
Brian J. Corrigan	483	412	249	661	1	6	7	0	9	9	646	268	118	112	498	- 15	
Peter J. Corrigan	466	414	248	662	2	4	6	3	0	3	695	222	93	118	433	+ 33	
Michael P. Donnelly	426	433	260	693	0	5	5	0	2	2	704	181	128	106	415	+ 11	
Carolyn B. Friedland	483	411	258	669	1	1	2	0	2	2	708	208	118	118	444	+ 39	
Stuart A. Friedman	450	400	240	640	0	0	0	1	1	2	665	198	129	98	425	+ 25	
Nancy A. Fuerst	432	415	237	652	0	3	3	0	0	0	687	193	130	74	397	+ 35	
Steven E. Gall	429	421	288	709	0	6	6	0	2	2	715	179	118	126	423	+ 6	
Hollie L. Gallagher	374	436	207	643	0	2	2	0	2	2	642	198	99	78	375	- 1	
Shannon M. Gallagher	427	422	251	673	0	3	3	0	3	3	592	232	157	119	508	- 81	
Daniel Gaul	513	424	278	702	1	7	8	2	0	2	729	226	141	119	486	+ 27	
Michael E Jackson	517	418	331	749	2	7	9	2	6	8	774	200	125	167	492	+ 25	
David T. Matia	439	411	277	688	0	5	5	0	0	0	710	192	118	107	417	+ 22	
Robert C. McClelland	511	421	306	727	3	0	3	2	4	6	679	278	108	173	559	- 48	
Timothy McCormick	361	415	243	658	1	5	6	0	2	2	642	209	96	72	377	- 16	
Nancy R. McDonnell	393	412	205	617	2	7	9	0	2	2	623	182	123	82	387	+ 6	
Matthew A McMonagle	391	401	241	642	1	1	2	1	5	6	649	154	105	125	384	+ 7	
John P. O'Donnell	438	426	222	648	3	3	6	3	2	5	637	238	110	101	449	- 11	
John J. Russo	177	225	78	303	1	0	1	0	0	0	297	114	52	17	183	- 6	
Joseph D. Russo	461	423	255	678	0	5	5	1	3	4	648	199	143	149	491	- 30	
Michael J. Russo	404	415	207	622	1	3	4	0	1	1	633	170	151	72	393	+ 11	
Nancy Margaret Russo	238	431	232	663	3	1	4	0	7	7	630	103	91	77	271	- 33	
Shirley Strickland Saffold	415	431	255	686	0	7	7	0	4	4	645	206	133	117	456	- 41	
Brendan J. Sheehan	361	414	226	640	3	8	11	0	2	2	655	147	118	81	346	+ 15	
John D. Sutula	575	411	297	708	2	2	4	1	8	9	732	253	126	172	551	+ 24	
Kathleen Ann Sutula	372	432	242	674	1	6	7	0	0	0	686	163	103	94	360	+ 12	
Joan Synenberg	416	433	256	689	1	4	5	0	1	1	691	202	114	98	414	+ 2	
José A. Villanueva	486	409	284	693	3	6	9	0	2	2	671	240	125	143	508	- 22	
TOTALS	14503	14095	8402	22497	36	146	182	19	85	104	22523	6806	4029	3642	14477	+ 26	

Corrections/Adjustments