



***Statistics Report  
July 2016***

***John J. Russo  
Administrative and Presiding Judge***

**TABLE OF CONTENTS**

**Criminal Statistics**

Newly Filed, Re-Activated and Transferred in Cases _____	4
Yearly Criminal Terminations _____	5
Pending Criminal Cases End of Period _____	6
Clearance Rate _____	7
Arrest to Disposition Timeline _____	8
Average Arrest to Disposition Timeline (Jail Cases) _____	9
Average Arrest to Disposition Timeline (Non-Jail Cases) _____	10
Average Arrest to Disposition Timeline (Jail and Non-Jail Cases) _____	11
Yearly Average Arrest to Disposition Timeline _____	12
Indictments and Informations Filed With the Clerk of Courts _____	13
Bail Case Arraignment Activity _____	14
Overall Arraignment Statistics _____	15

**Foreclosure Statistics**

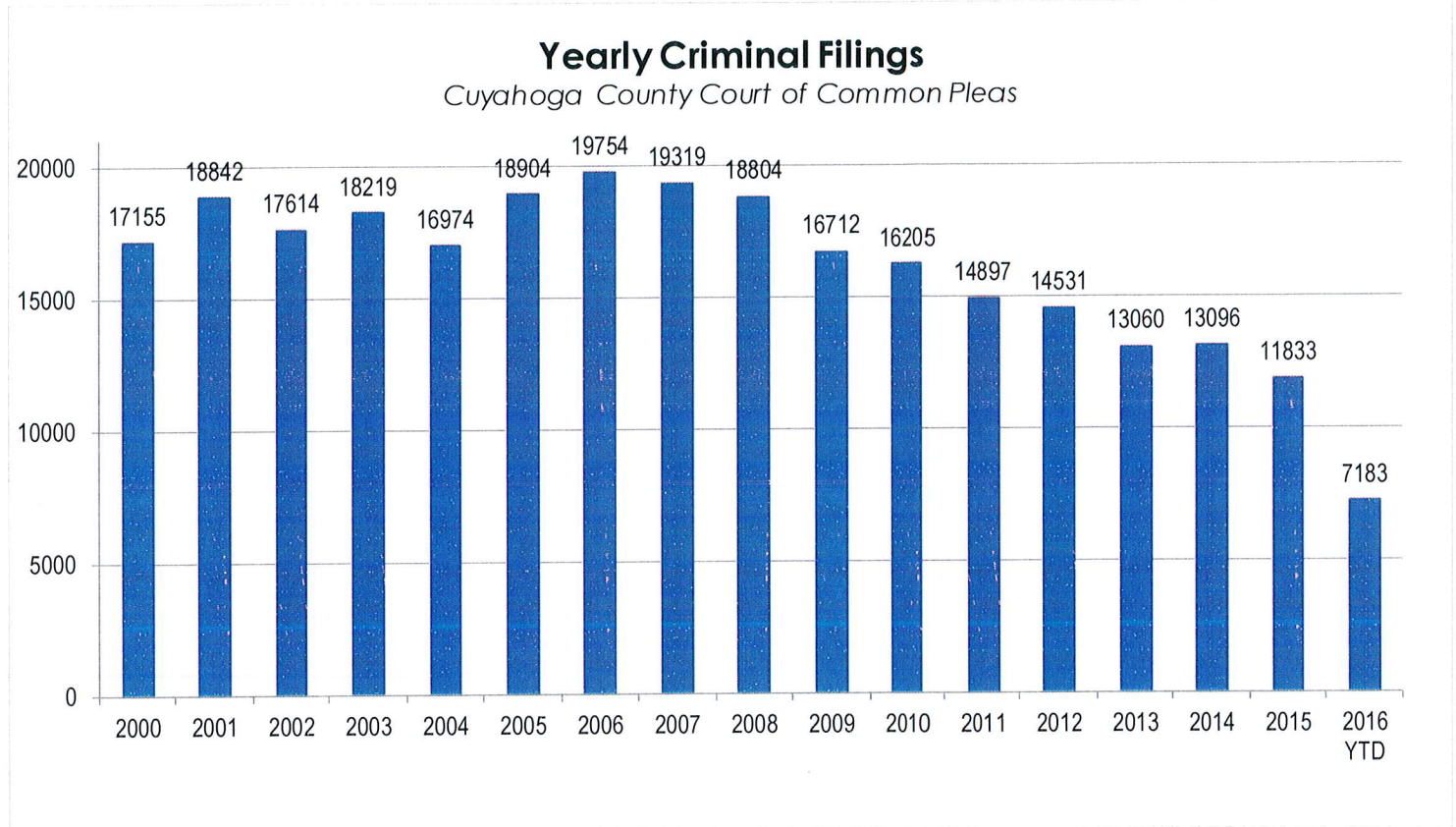
Total Pending Judicial Foreclosure Cases Referred to Magistrates _____	17
Total Pending Tax Lien & Certificate Cases Referred to Magistrates _____	18
Percentage of Pending Judicial Foreclosure Cases By Filing Year _____	19
Judicial Foreclosure Clearance Rate Year 2016 _____	20
Avg. Number of Days to Disp. (Excl. Bank. Stays & Tax Lien & Tax Cert.) _____	21
Avg. Number of Days to Disp. (Excl. Bank. Stays & Incl. Tax Lien & Tax Cert.) _____	22
Total New Judicial Foreclosure Filings _____	23
New Marsh of Lien/Quiet Title/Partition Case Filings for Years 2005 – 2016 YTD _____	24
New Marsh of Lien/Quiet Title/Partition Case Filings by month for 2016 YTD _____	24
New Tax Lien & Certificate Filings for Years 2005 – 2016 YTD _____	25
New Tax Lien & Certificate Filings by Month for Year 2016 YTD _____	25
Total New Judicial Foreclosure Filings Years 2005 – 2016 YTD _____	26
Total New Judicial Foreclosure Filings by Month for Year 2016 YTD _____	26
Magistrate's Monthly Reports _____	27
Report CMSR1062 - Judicial Foreclosure Statistics by Judge _____	35
Monthly Summary _____	41
Year to Date Summary _____	43
Corrections/Adjustments _____	45

# *Criminal Case Statistics*

# CUYAHOGA COUNTY COMMON PLEAS COURT

## Newly Filed, Re-Activated and Transferred in Cases

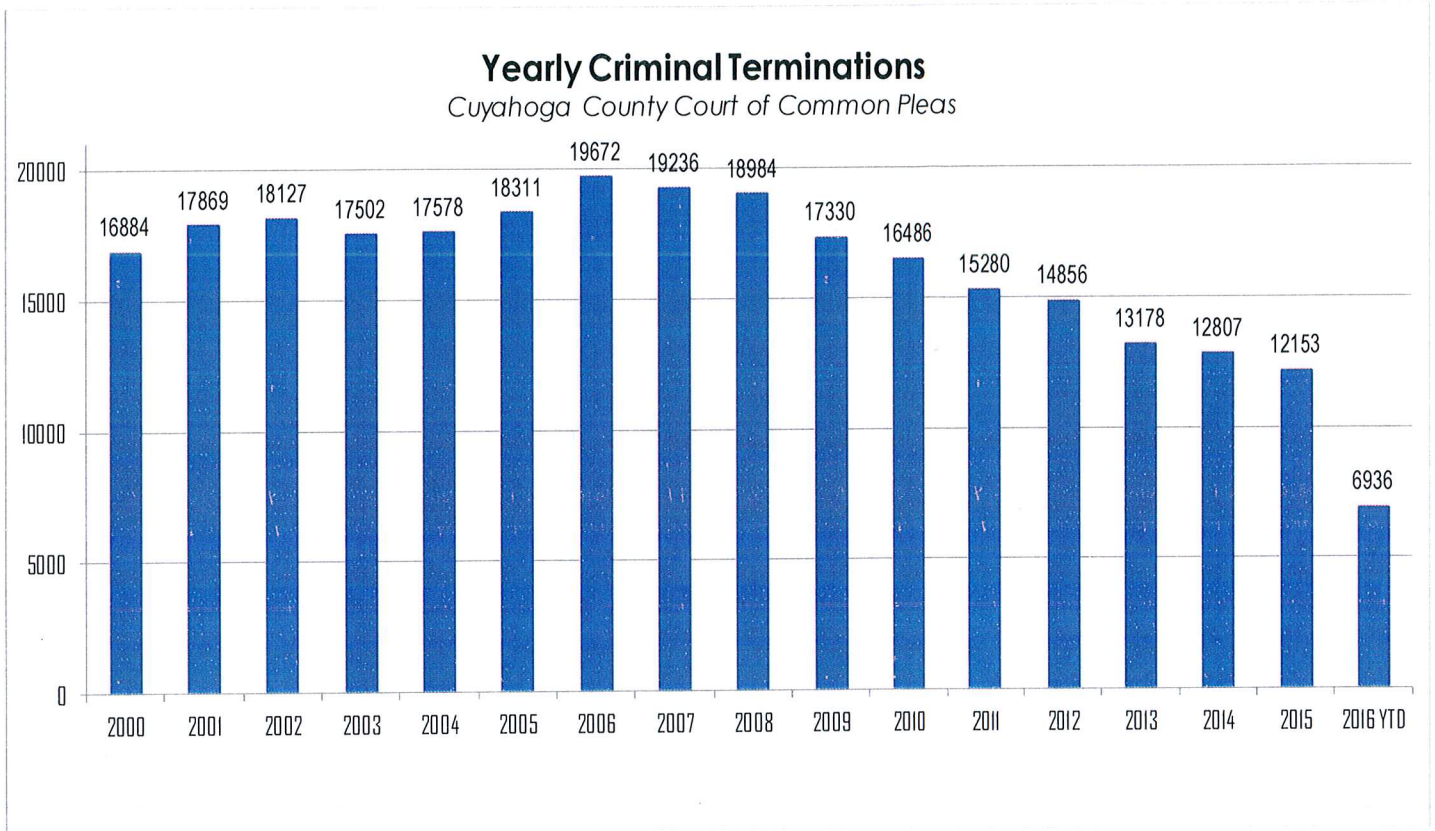
The following chart is a representation of all filed cases in Cuyahoga County Court of Common Pleas from 2000 – July 2016. Newly filed cases are defined as having been arraigned and assigned to a Judge. Re-activated cases are defined as cases where a defendant was unavailable for trial and has now become ready to proceed. Transferred cases are defined as cases moved from one judge's docket to another. This could be due to re-assignment to a Mental Health Judge or after additional information indicates that by Court rule, the case should have been assigned to another Judge.



# CUYAHOGA COUNTY COMMON PLEAS COURT

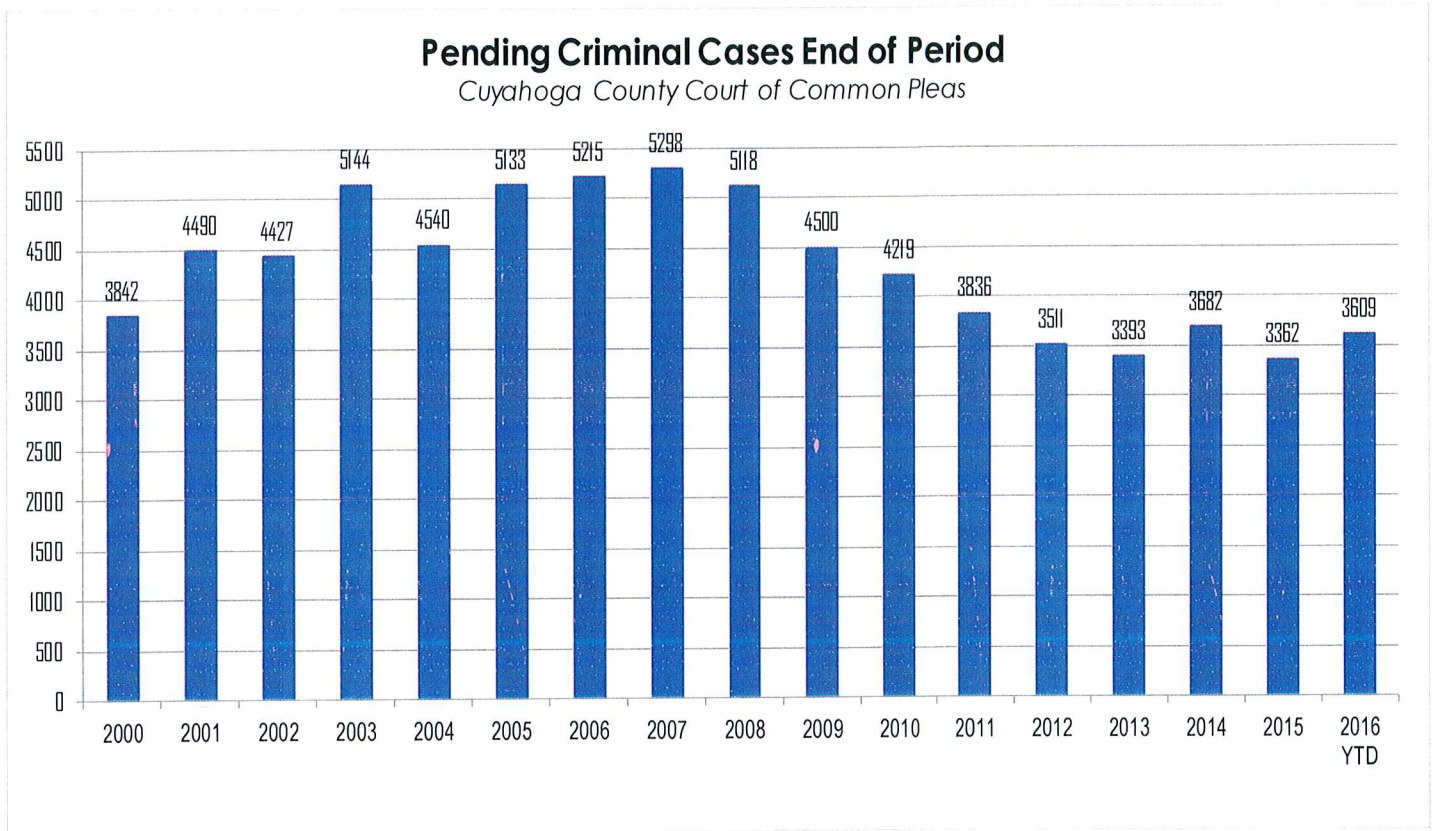
## Yearly Criminal Terminations

The following chart represents cases that have been terminated by the court from 2000 – July 2016. These cases have been terminated either by trial; plea, dismissal or a defendant is unavailable for trial or sentencing.



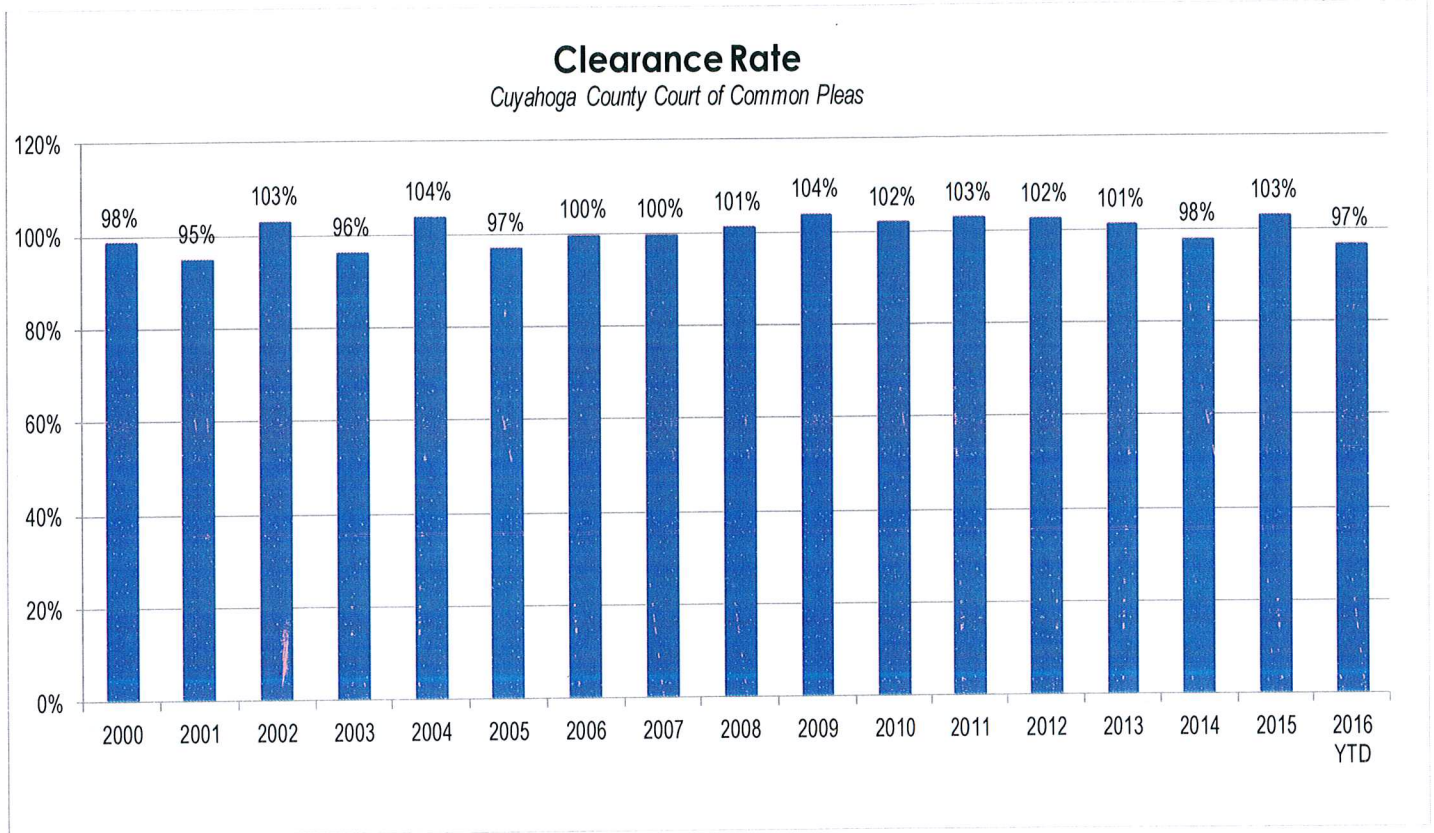
## Pending Criminal Cases End of Period

The following chart represents the total number of cases pending at the end of the reporting period from 2000 – July 2016. Pending criminal cases at the end of the period is determined by adding the total number of pending cases at the beginning of the reporting period, and all newly filed, re-activated and transferred in cases. The total number of cases terminated in the period is subtracted from the sum total pending at the beginning of the period to give the value pending at the end of the period.



## Clearance Rate

The Clearance Rate is the total number of outgoing cases as a percentage of the number of incoming cases. Clearance rate measures whether the court is keeping up with its incoming caseload. If cases are not disposed in a timely manner, a backlog of cases awaiting disposition will grow. A Clearance Rate of 100% indicates that at least as many cases have been filed, reopened, or reactivated in a period have been disposed.



## ***Arrest to Disposition Timeline***

Arrest to disposition timeline is a method to measure how felony cases flow through the Cuyahoga County Criminal Justice System. By capturing how long a case takes to move from stage to stage, we can examine where problems may exist and where potential improvements in case processing can be made.

The source data was extracted from the Cuyahoga County Court of Common Pleas Case Management System. The overall population of sample data was based on cases terminated in a given month excluding cases that have gone through diversion programs. A case is defined as a defendant and all charges involved in a single incident. The period for the extracted data is from July 2016.

The stages examined were:

Arrest to Indictment  
Indictment to Arraignment  
Arraignment to 1<sup>st</sup> Pre-Trial  
1<sup>st</sup> Pre-Trial to Plea/Trial  
Plea/Trial to Termination

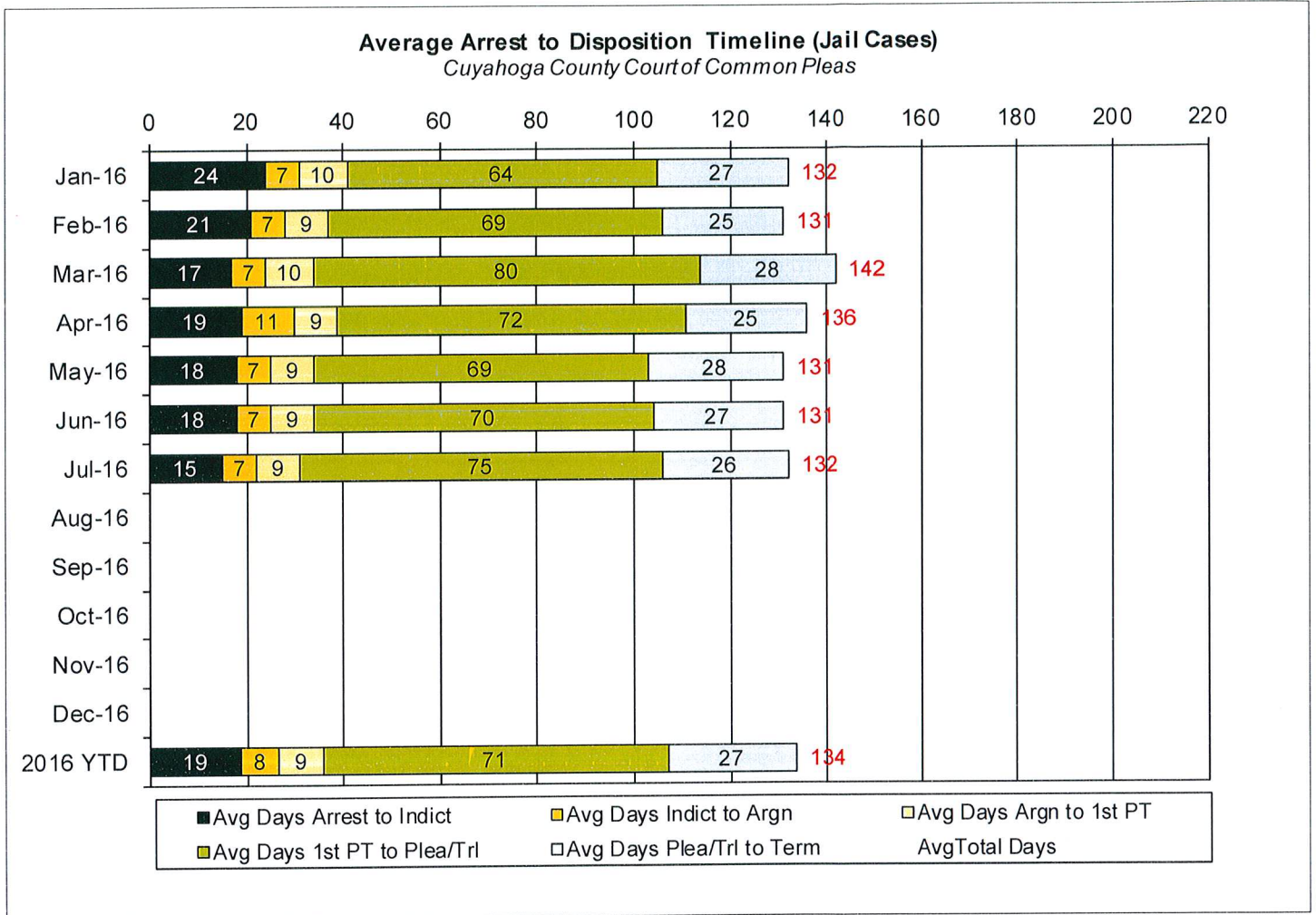
Due to the fact that each case may or may not have all of the stage date elements, a method to arrive at stage averages was applied. For a case to be included in the average for a stage there would need to be both dates for the given stage. A case would be included in the Arrest to Indictment stage if both arrest date and indictment date were available. This method was applied to each of the five stages. Next we calculated the total number of cases that met the date criteria for each of the ranges and also the total number of days between each date. To arrive at an average, the total number of days for each case in each range was calculated and divided by the total number of cases that met the date criteria. If a case had a time period or periods where the defendant was capiased or referred to the Psych Clinic, that amount of time was subtracted from the appropriate range. For re-indicted cases, the original arrest date is used.

The following three charts are for Jail, Non-Jail and combined Jail and Non-Jail cases. Jail and Non-Jail cases are defined by the posting of bond prior to plea or trial.



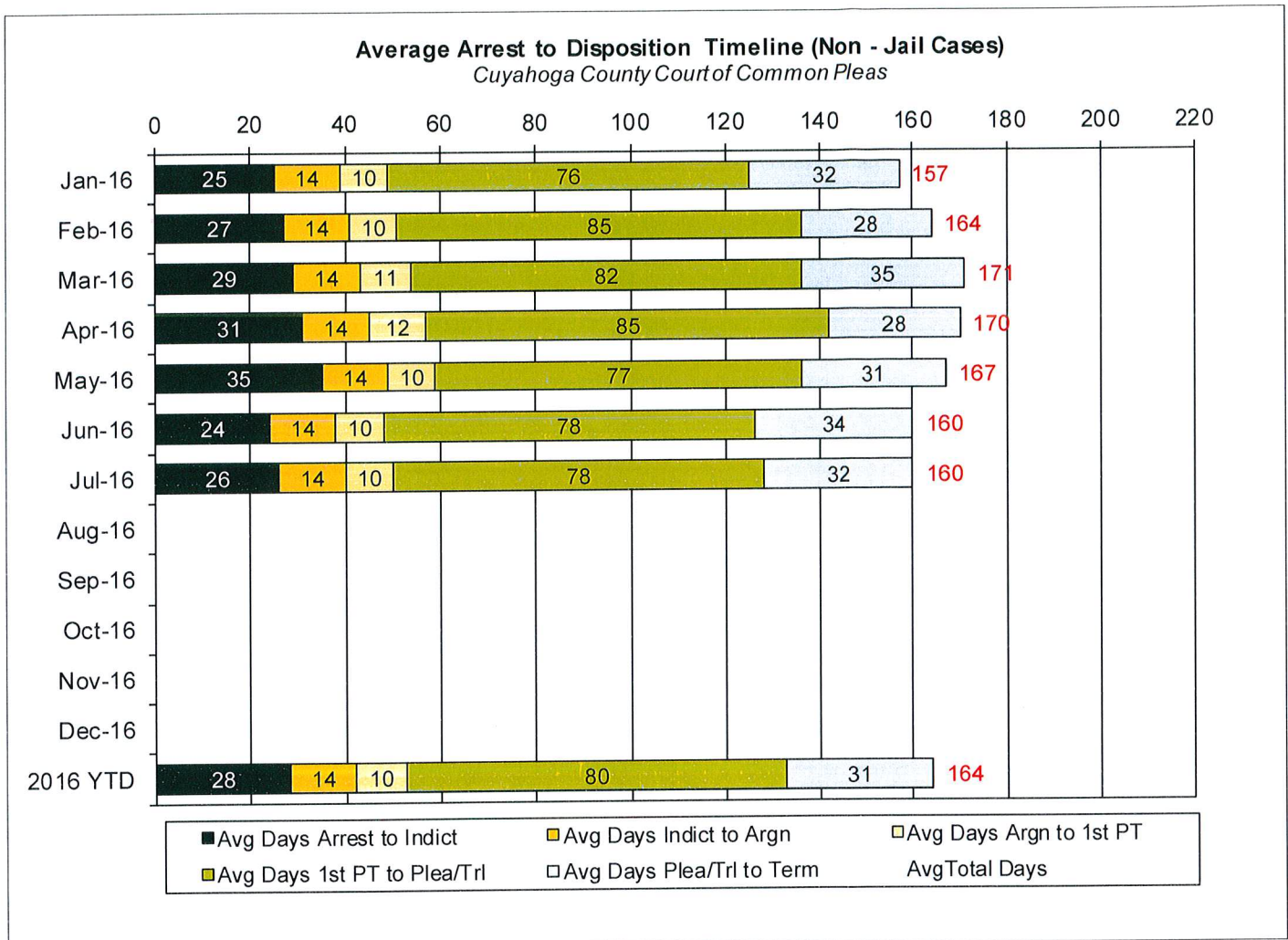
# CUYAHOGA COUNTY COMMON PLEAS COURT

## Average Arrest to Disposition Timeline (Jail Cases)



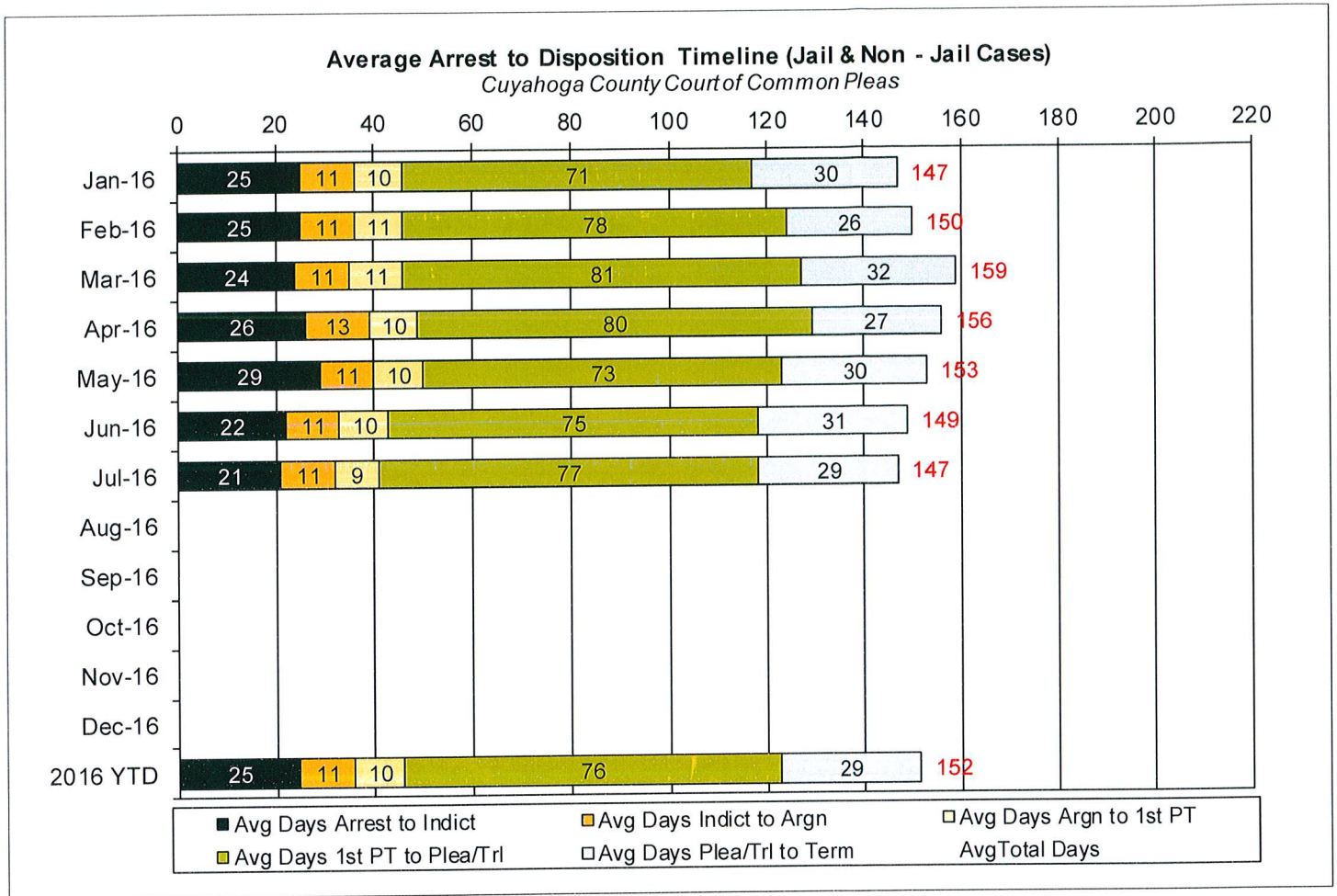
# CUYAHOGA COUNTY COMMON PLEAS COURT

## Average Arrest to Disposition Timeline (Non-Jail Cases)



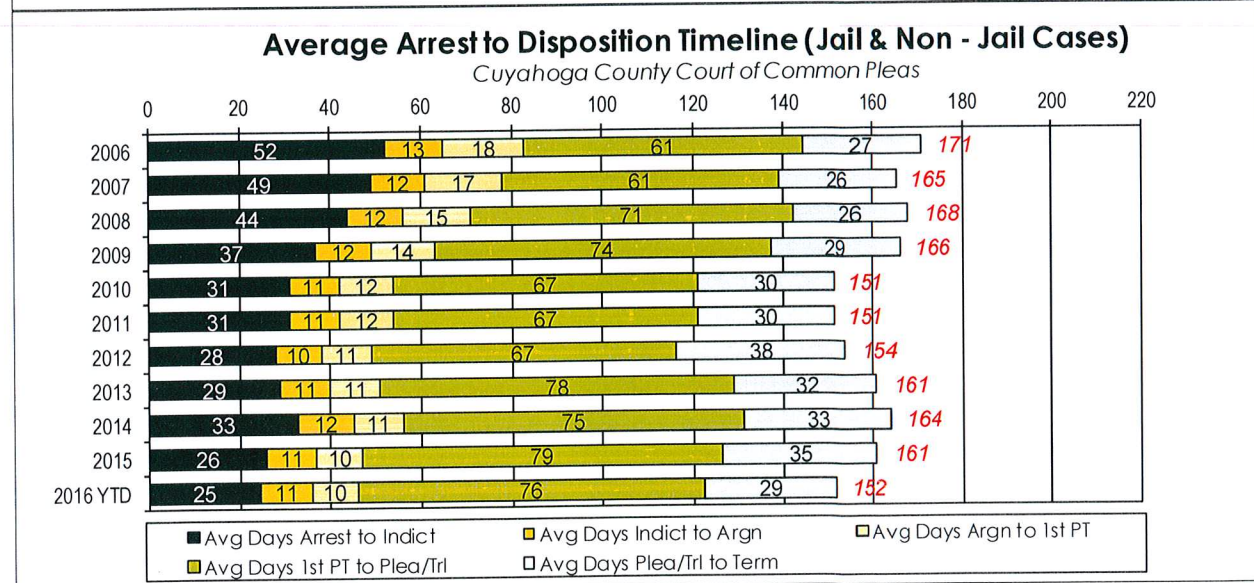
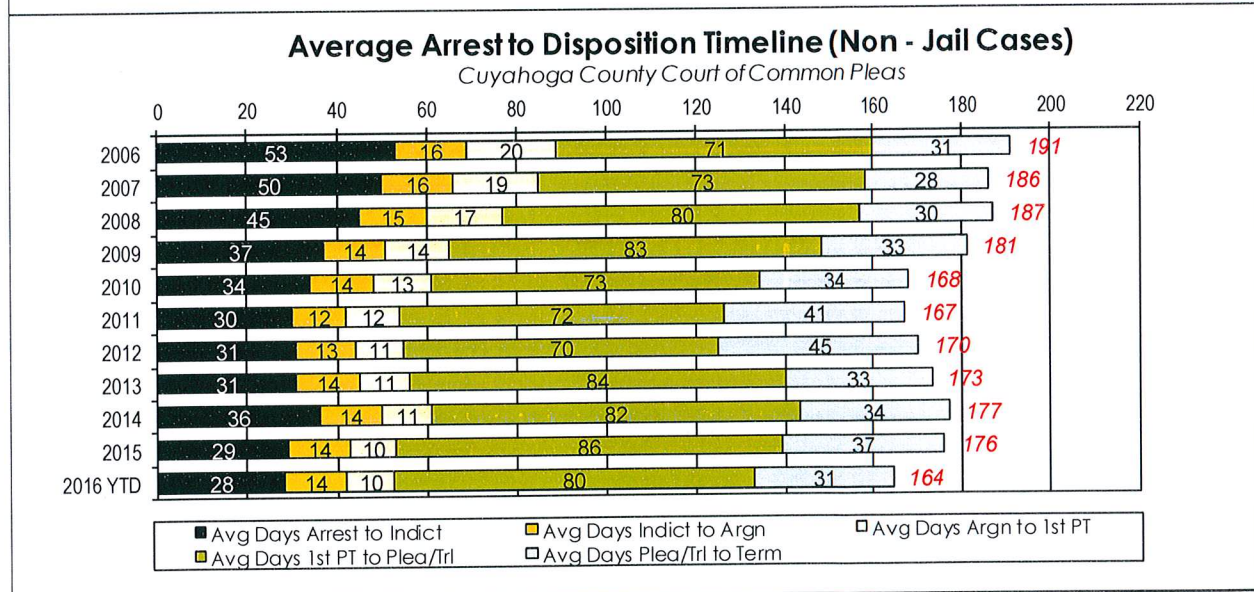
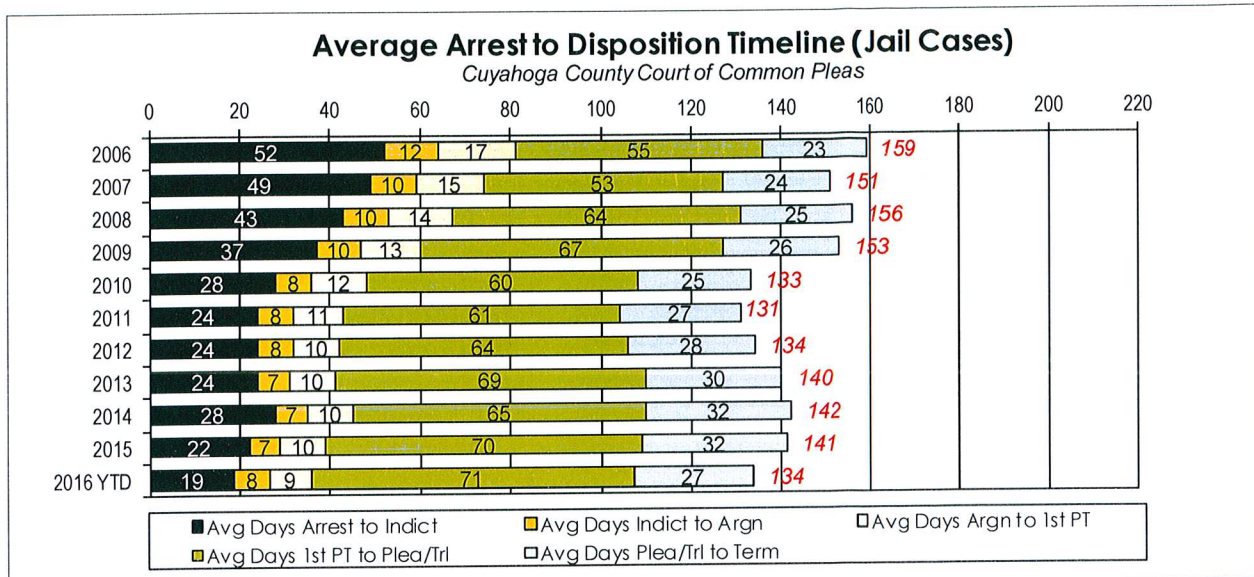
# CUYAHOGA COUNTY COMMON PLEAS COURT

## Average Arrest to Disposition Timeline (Jail and Non-Jail Cases)



# CUYAHOGA COUNTY COMMON PLEAS COURT

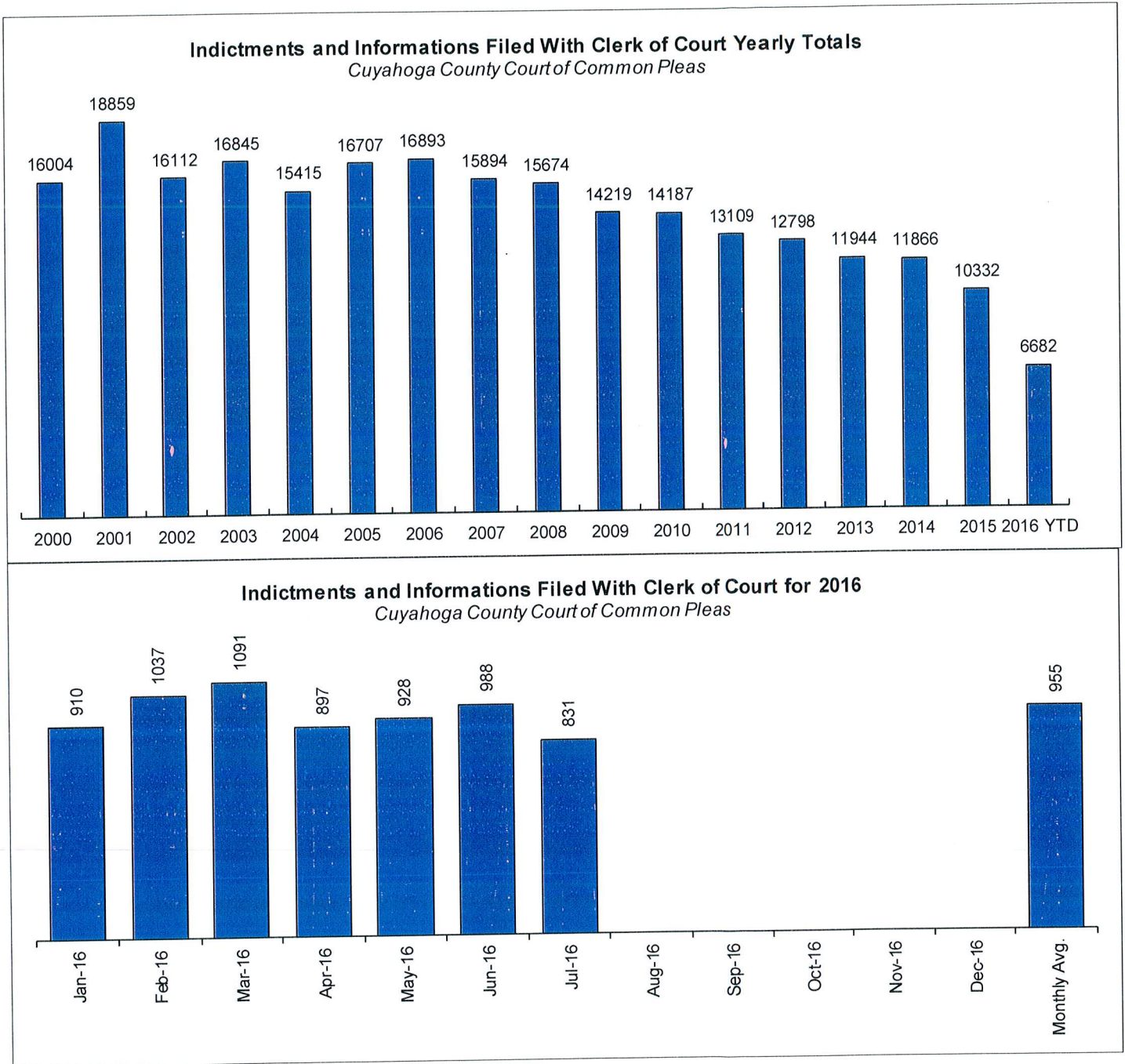
## Yearly Average Arrest to Disposition Timeline



# CUYAHOGA COUNTY COMMON PLEAS COURT

## **Indictments and Informations Filed With the Clerk of Courts**

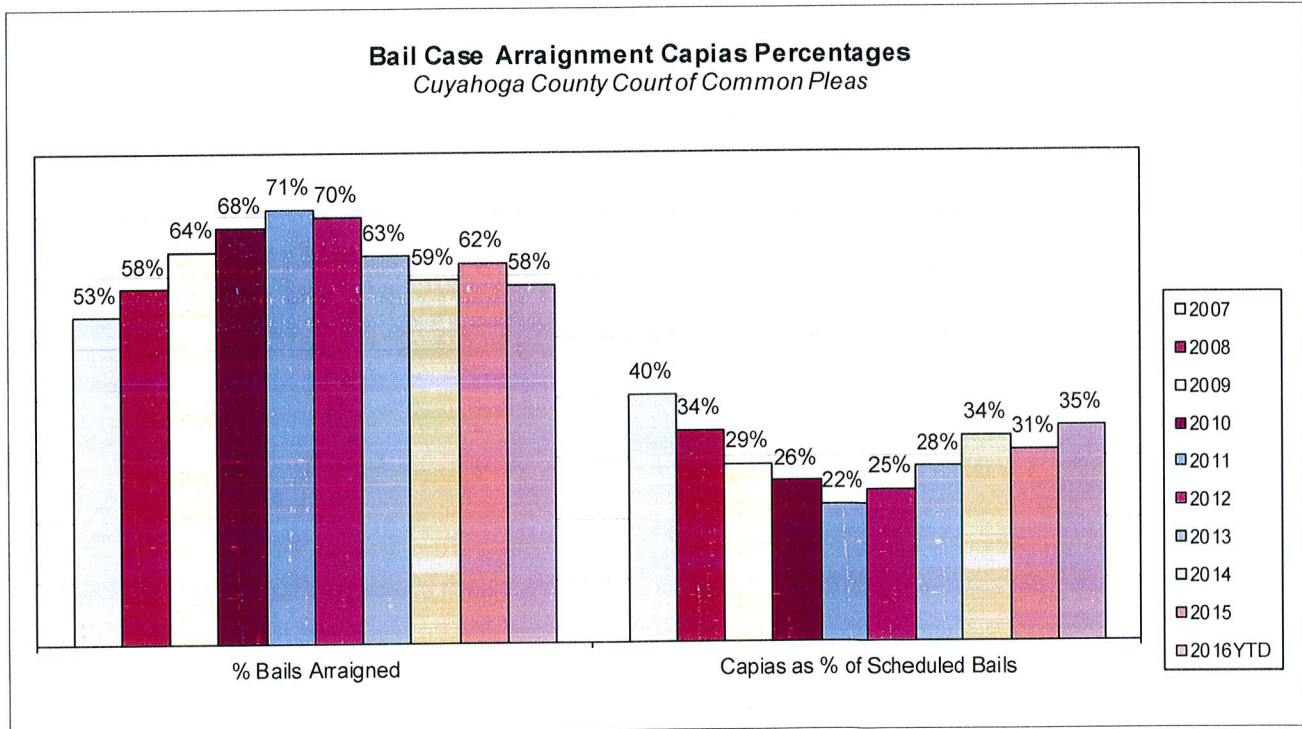
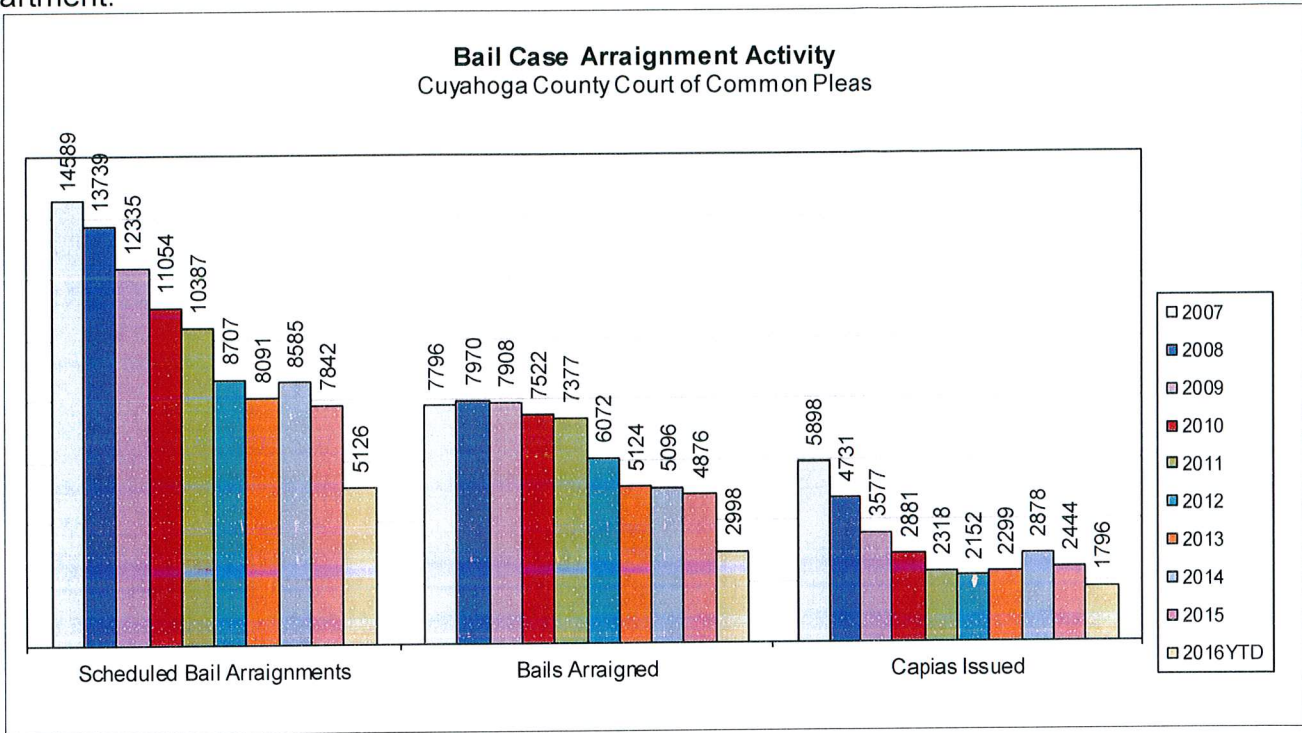
The following charts are reflective of Indictments and Informations filed with the Criminal Clerk of Courts from 2000. The source for this information was the Criminal Clerk's Office.



# CUYAHOGA COUNTY COMMON PLEAS COURT

## Bail Case Arraignment Activity

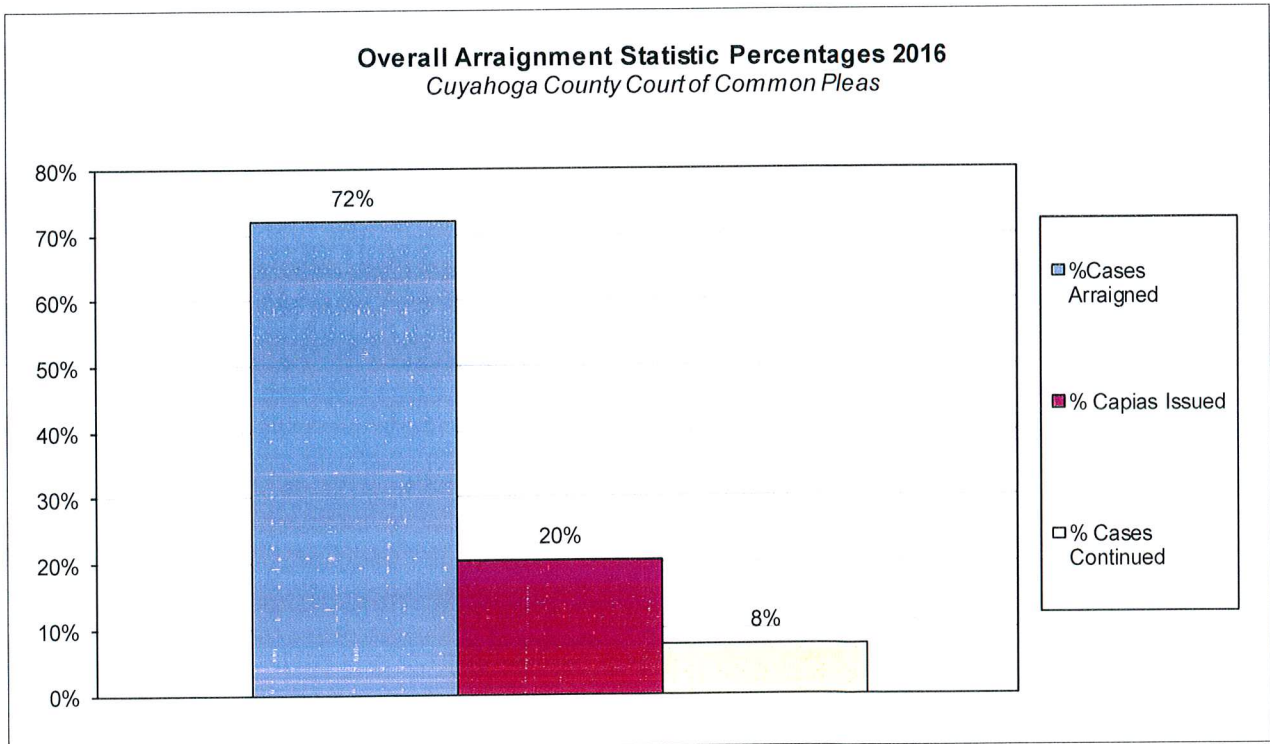
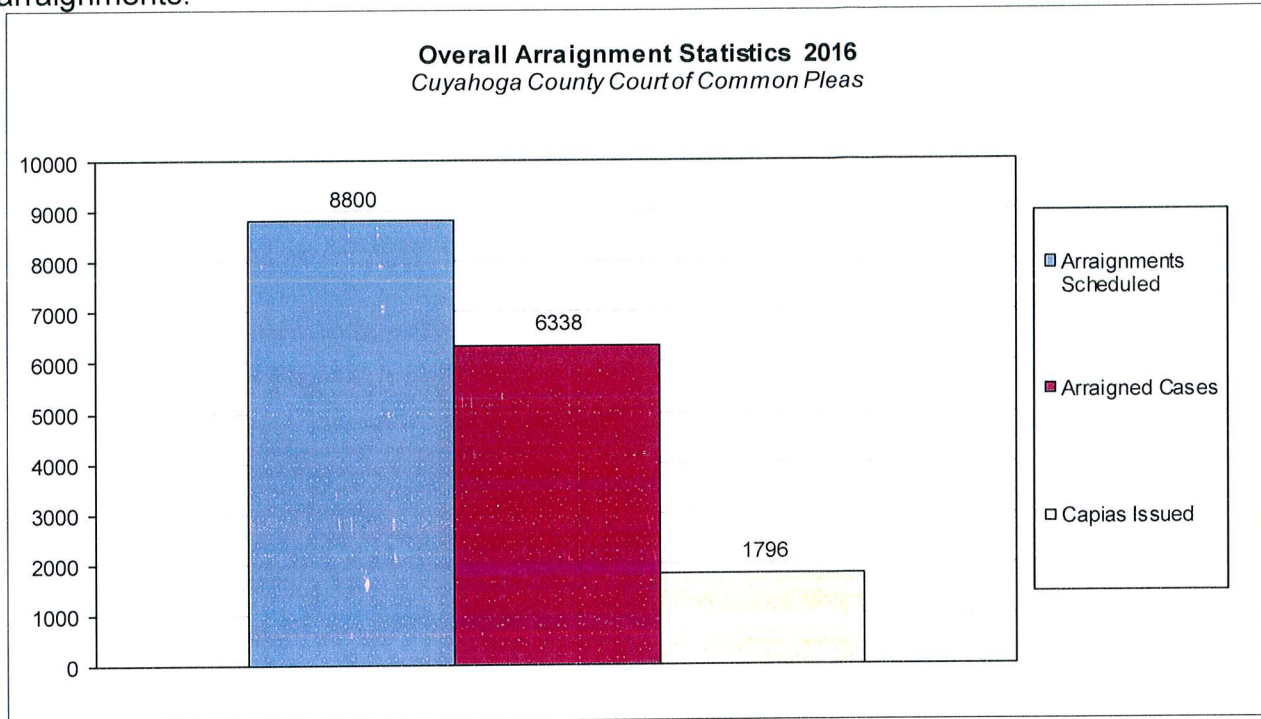
The following charts are reflective of arraignment activity where the defendant was not incarcerated at the time of arraignment. The source for this information was the Criminal Records Department.



# CUYAHOGA COUNTY COMMON PLEAS COURT

## Overall Arraignment Statistics

The arraignment statistics were provided by the Criminal Records Department. They are provided to give a representation of arraignment activity in the Court in 2016. These statistics include jail and non – jail arraignments.



# Judicial Foreclosure Statistics<sup>1</sup>

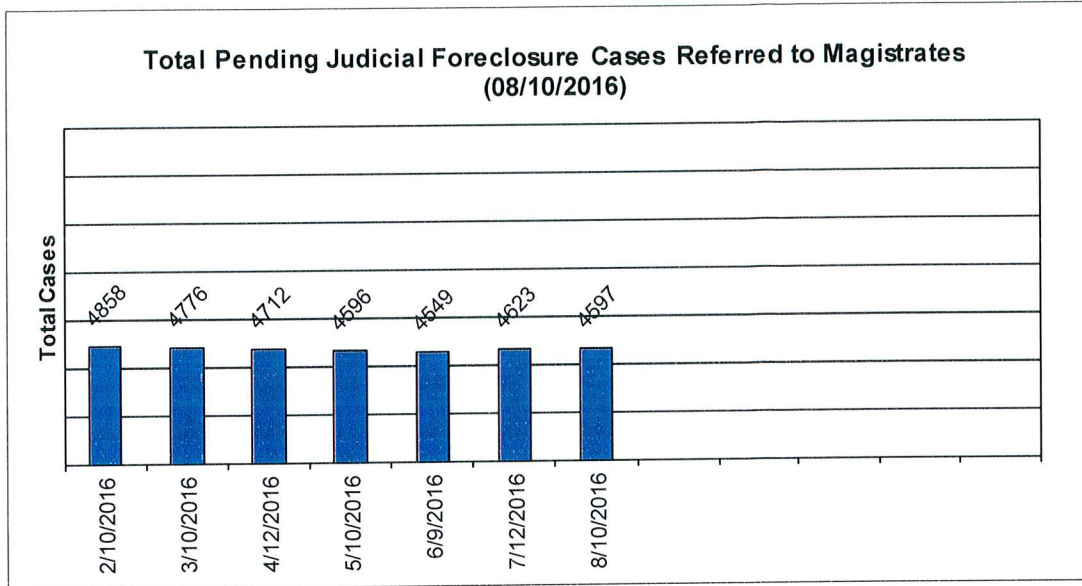
<sup>1</sup> For clarification purposes, Foreclosure cases in this report are identified as Judicial Foreclosure filings (filing codes 1460 (Foreclosure Marsh. Of Lien), 1465(Tax Lien), 1466 (Tax Certificate), 1470 (Quiet Title), and 1480 (Partition)). These cases are different from Board of Revision Foreclosures, which are not reported here.



# CUYAHOGA COUNTY COMMON PLEAS COURT

## **Total Pending Judicial Foreclosure Cases Referred to Magistrates**

The following chart is a display of the total number of pending Judicial Foreclosure cases referred to the Magistrates on specific dates. The table below shows the number of these cases pending from each year since 2000.




	As of:	2/10/2016	3/10/2016	4/12/2016	5/10/2016	6/9/2016	7/12/2016	8/10/2016						
<b>Year</b>														
2000		0	0	0	0	0	0	0						
2001		0	0	0	0	0	0	0						
2002		0	0	0	0	0	0	0						
2003		2	2	2	2	2	2	2						
2004		0	0	0	0	0	0	0						
2005		0	0	0	0	0	0	0						
2006		0	0	0	0	0	0	0						
2007		1	1	1	1	1	1	1						
2008		2	2	3	4	3	2	1						
2009		5	5	6	6	6	6	4						
2010		4	5	4	4	4	5	4						
2011		9	8	7	7	7	6	7						
2012		43	39	33	30	28	26	21						
2013		101	86	77	66	61	52	41						
2014		483	401	333	288	258	220	184						
2015		3343	2914	2444	2079	1735	1450	1217						
2016		865	1313	1802	2109	2444	2853	3115						
<b>Total</b>		<b>4858</b>	<b>4776</b>	<b>4712</b>	<b>4596</b>	<b>4549</b>	<b>4623</b>	<b>4597</b>						

# CUYAHOGA COUNTY COMMON PLEAS COURT

## **Total Pending Tax Lien & Certificate Cases Referred to Magistrates**

The following chart is a display of the number of pending tax Judicial Foreclosure cases referred to the Magistrates on specific dates. The table below shows the number of pending tax Judicial Foreclosure cases in each year since 2000.




	As of:	2/10/2016	3/10/2016	4/12/2016	5/10/2016	6/9/2016	7/12/2016	8/10/2016											
<b>Year</b>																			
2000		0	0	0	0	0	0	0											
2001		0	0	0	0	0	0	0											
2002		0	0	0	0	0	0	0											
2003		0	0	0	0	0	0	0											
2004		0	0	0	0	0	0	0											
2005		0	0	0	0	0	0	0											
2006		0	0	0	0	0	0	0											
2007		0	0	0	0	0	0	0											
2008		0	0	0	1	1	0	0											
2009		0	0	0	0	0	0	0											
2010		0	0	0	0	1	1	2											
2011		0	0	1	1	1	1	1											
2012		4	3	3	3	2	2	2											
2013		19	17	15	10	11	9	7											
2014		104	91	78	63	57	52	45											
2015		928	821	697	611	529	427	360											
2016		360	379	434	451	518	684	760											
<b>Total</b>		<b>1415</b>	<b>1311</b>	<b>1228</b>	<b>1140</b>	<b>1120</b>	<b>1176</b>	<b>1177</b>											

# CUYAHOGA COUNTY COMMON PLEAS COURT

## **Percentage of Pending Judicial Foreclosure Cases By Filing Year**

The following chart is a representation of the total number of pending Judicial Foreclosure cases by filing year expressed as a percentage on a specific date. The table below is the supporting data for this chart.

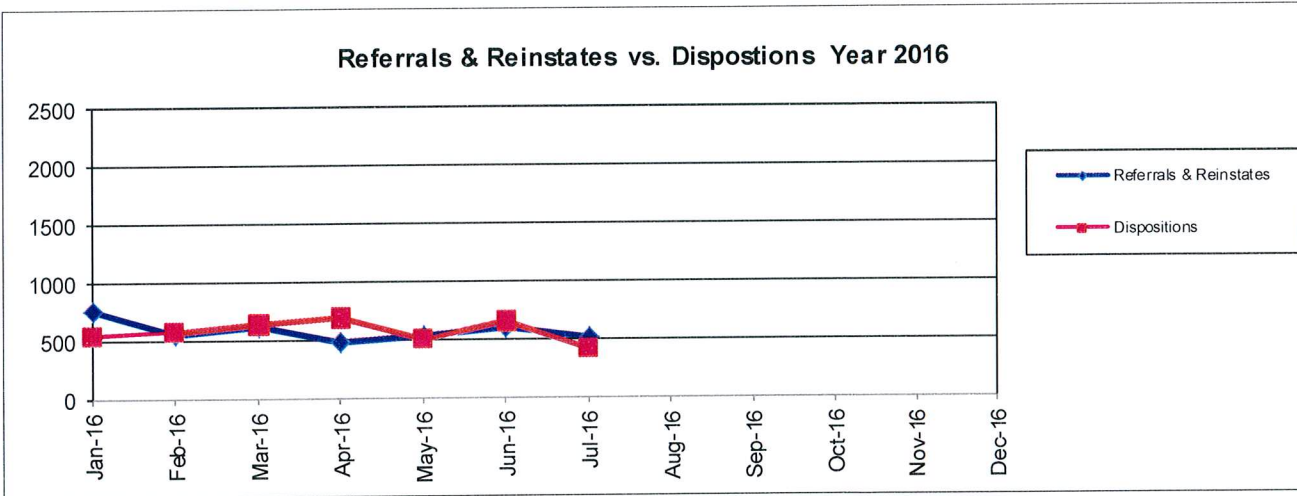
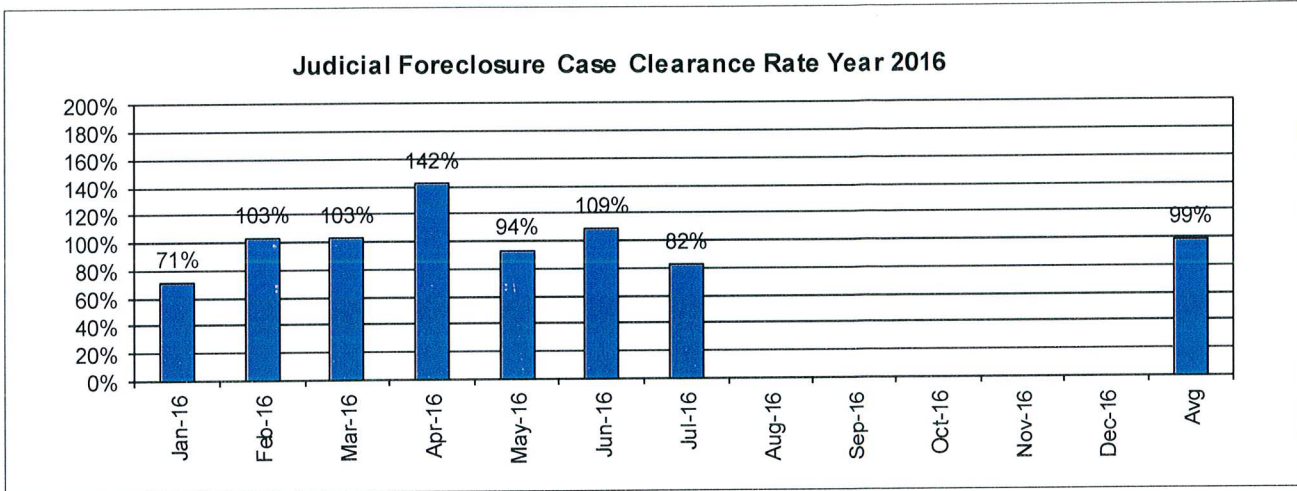


Year	As of:	8/10/2016	% of Total
2000		0	0.00%
2001		0	0.00%
2002		0	0.00%
2003		2	0.04%
2004		0	0.00%
2005		0	0.00%
2006		0	0.00%
2007		1	0.02%
2008		1	0.02%
2009		4	0.09%
2010		4	0.09%
2011		7	0.15%
2012		21	0.46%
2013		41	0.89%
2014		184	4.00%
2015		1217	26.47%
2016		3115	67.76%

# CUYAHOGA COUNTY COMMON PLEAS COURT

## Judicial Foreclosure Clearance Rate Year 2016

The Clearance Rate is the number of outgoing cases as a percentage of the number of incoming cases. Clearance rate measures whether the court is keeping up with its incoming caseload. If cases are not disposed in a timely manner, a backlog of cases awaiting disposition will grow. A Clearance Rate of 100% indicates that at least as many cases as have been filed, reopened, or reactivated in a period have been disposed.

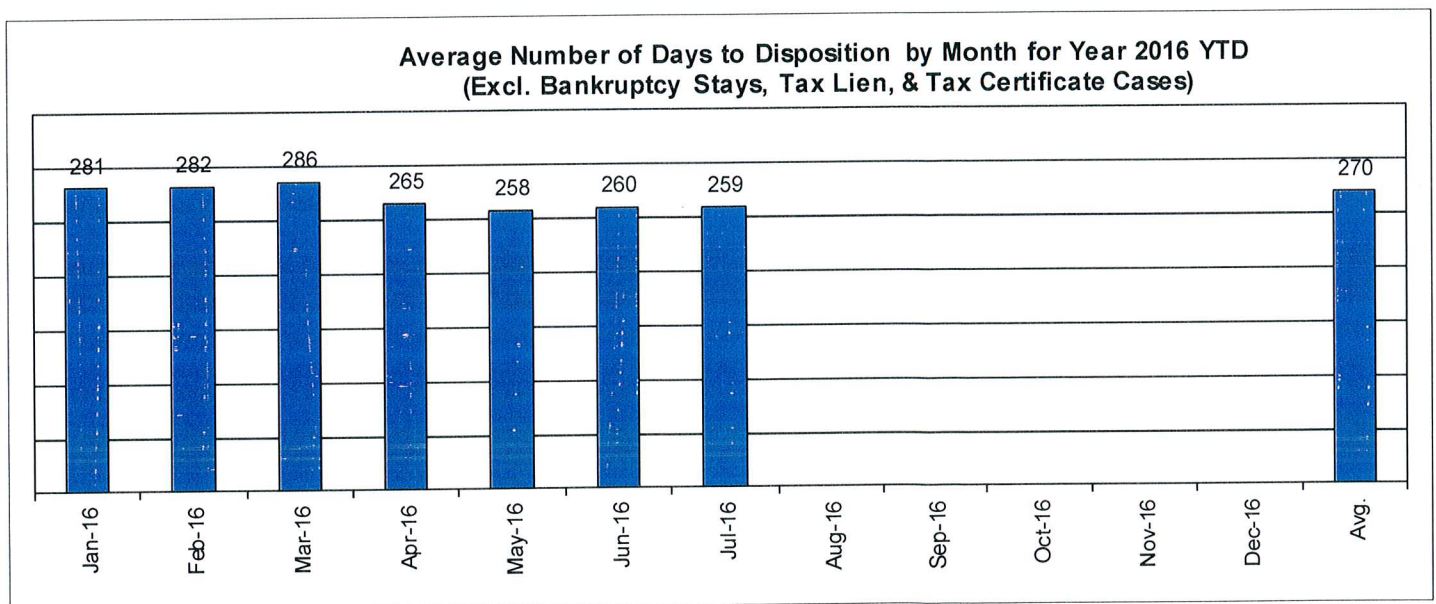
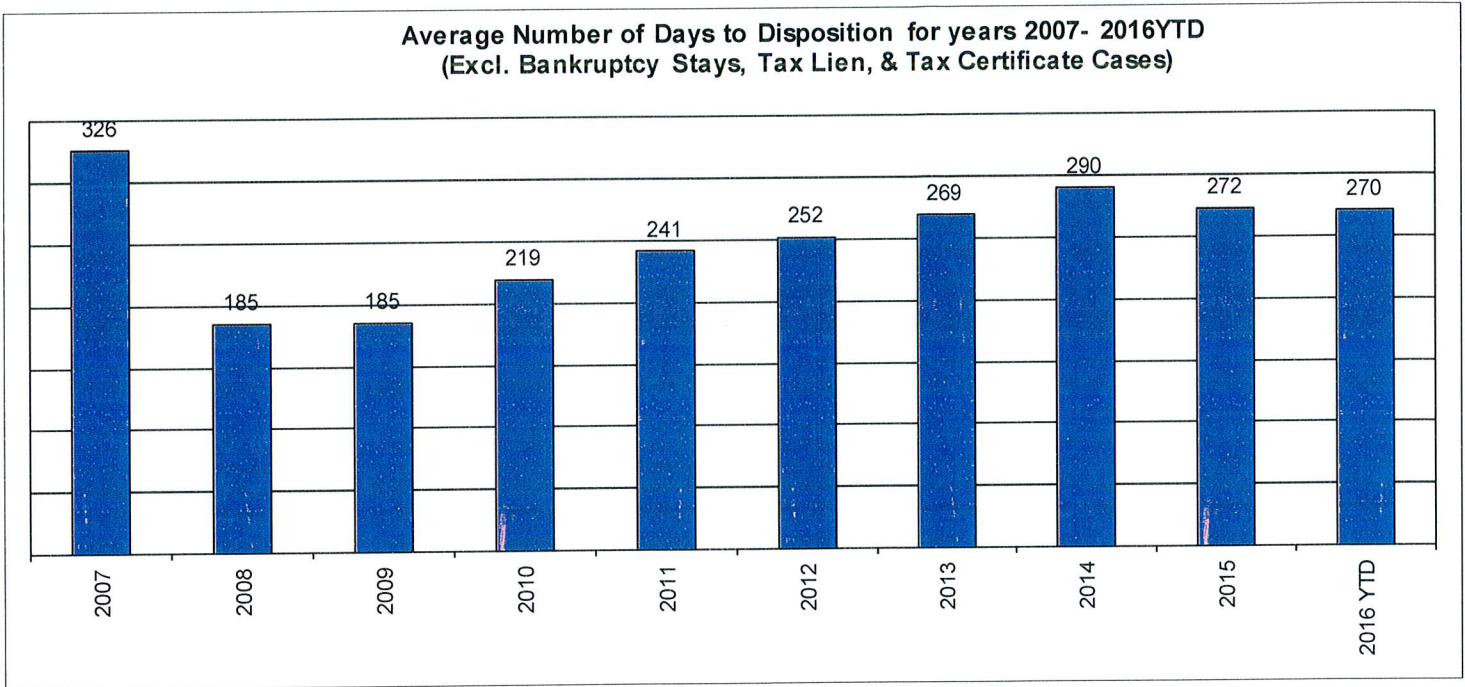


	Referrals & Reinstates	Dispositions	Clearance Rate
Jan-16	757	540	71%
Feb-16	559	576	103%
Mar-16	624	641	103%
Apr-16	488	691	142%
May-16	543	508	94%
Jun-16	602	655	109%
Jul-16	511	421	82%
Aug-16			
Sep-16			
Oct-16			
Nov-16			
Dec-16			
Avg	583	576	99%
Total	4084	4032	

# CUYAHOGA COUNTY COMMON PLEAS COURT

## **Avg. Number of Days to Disp. (Excl. Bank. Stays & Tax Lien & Tax Cert.)**

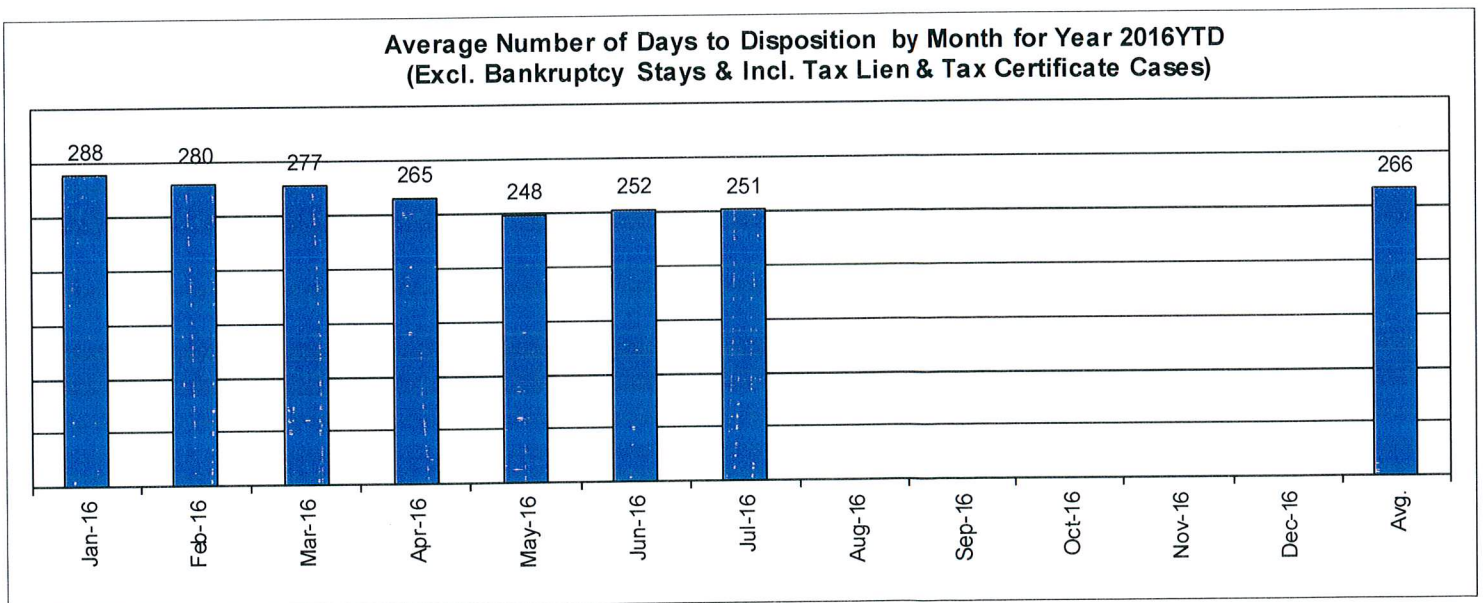
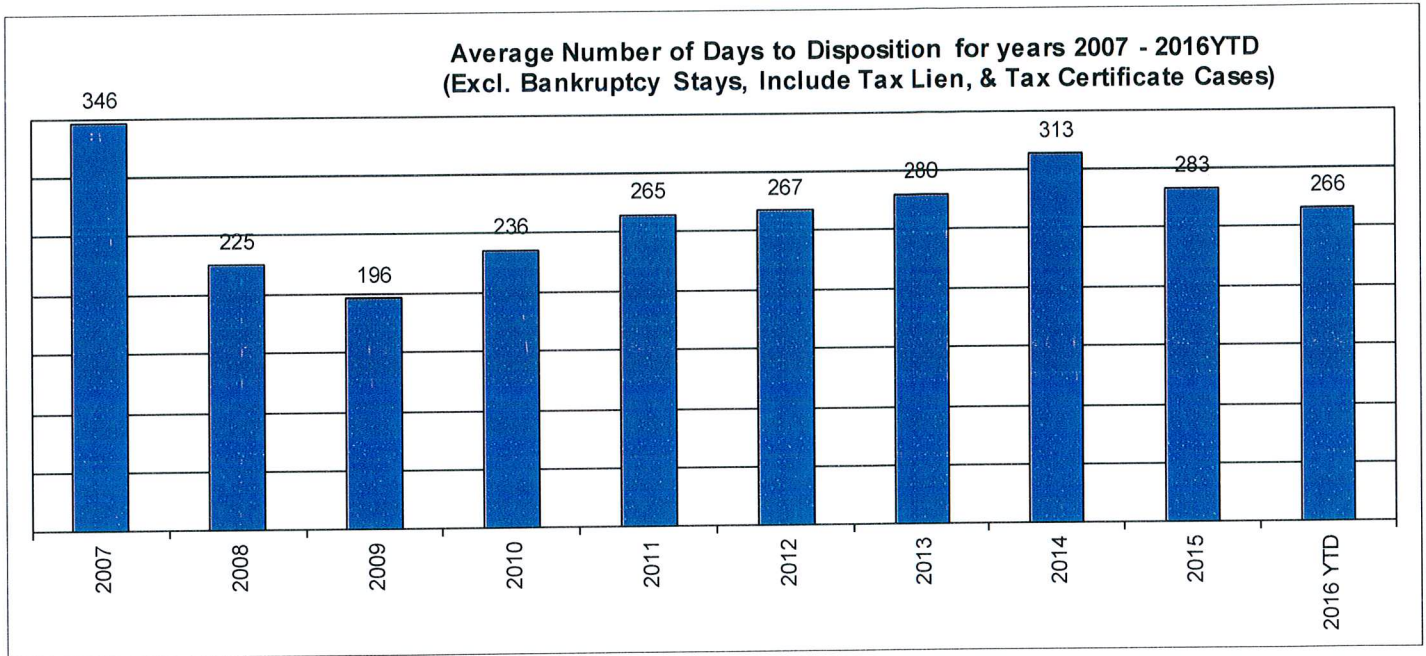
The average number of days to disposition is the number of days from filing to a final disposition entry being filed with the Clerk of Court. The data sample is based on all judicial foreclosure cases terminated by decree or dismissal (cases terminated by bankruptcy are not included) in a month. Each case is examined to determine the number of days between filing and termination with the periods that a case may have been in bankruptcy subtracted. Adding the total days of all of the cases minus bankruptcy periods and dividing by the total number of cases calculates the average. In the following chart, tax judicial foreclosure cases are excluded.



# CUYAHOGA COUNTY COMMON PLEAS COURT

## ***Avg. Number of Days to Disp. (Excl. Bank. Stays & Incl. Tax Lien & Tax Cert.)***

The average number of days to disposition is the number of days from filing to a final disposition entry being filed with the Clerk of Court. The data sample is based on all Judicial Foreclosure cases terminated by decree or dismissal (cases terminated by bankruptcy are not included) in a month. Each case is examined to determine the number of days between filing and termination with the periods that a case may have been in bankruptcy subtracted. Adding the total days of all of the cases minus bankruptcy periods and dividing by the total number of cases calculates the average. In the following chart, all types of Judicial Foreclosure cases are included.

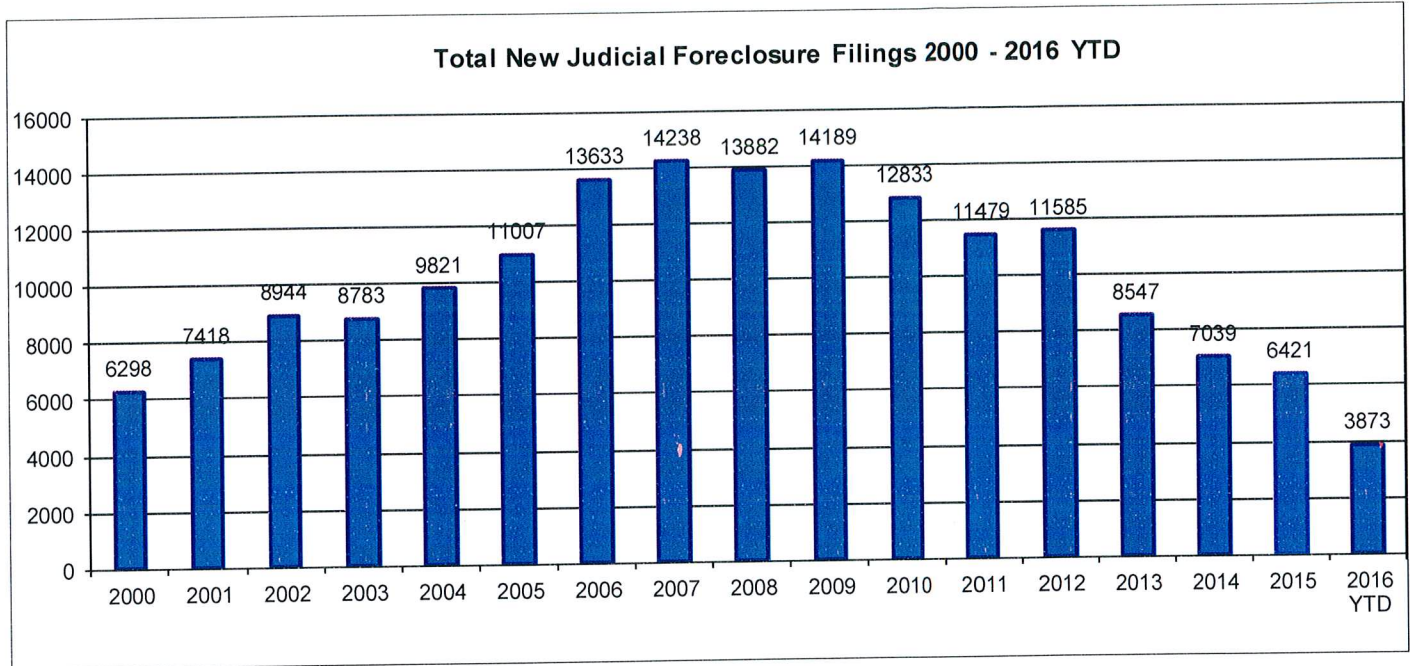


# CUYAHOGA COUNTY COMMON PLEAS COURT

## Total New Judicial Foreclosure Filings

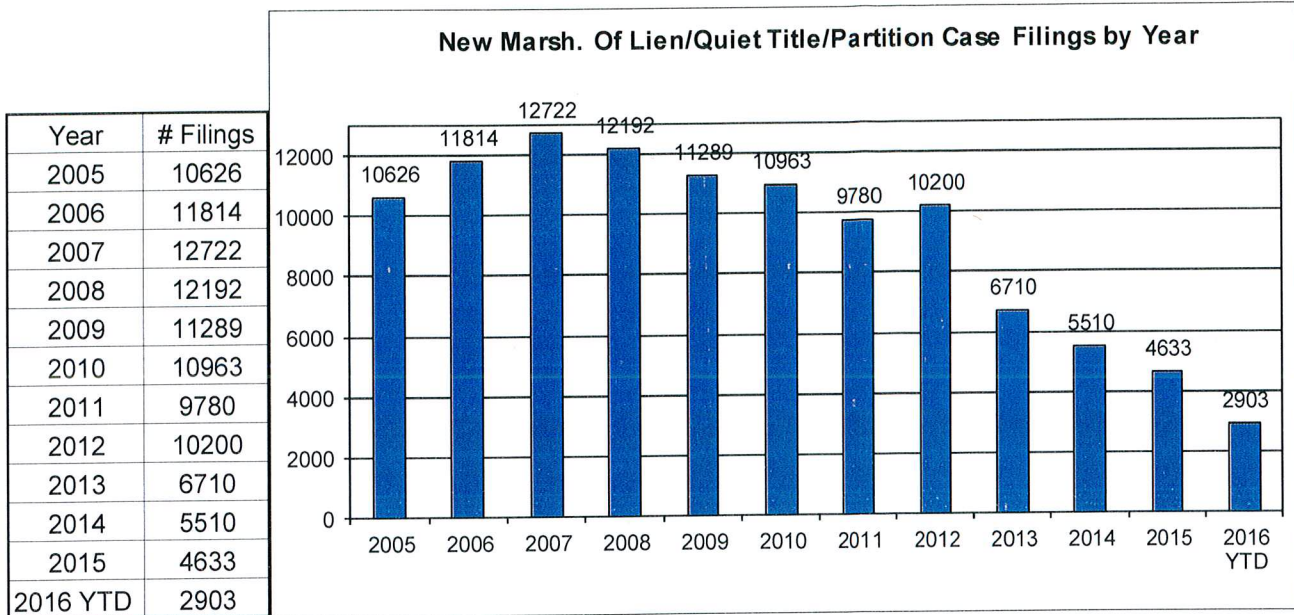
The following charts are provided as a historical view of new judicial foreclosure filings.

1. Total New Judicial Foreclosure Filings from 2000 – 2016 by year
2. Total New Marsh of Lien/Quiet Title/Partition Filings from 2005 – 2016 by month
3. Total New Tax Lien & Tax Certificate Filings for 2005 – 2016 by month
4. Total New Judicial Foreclosure Filings from 2005 – 2016 by month

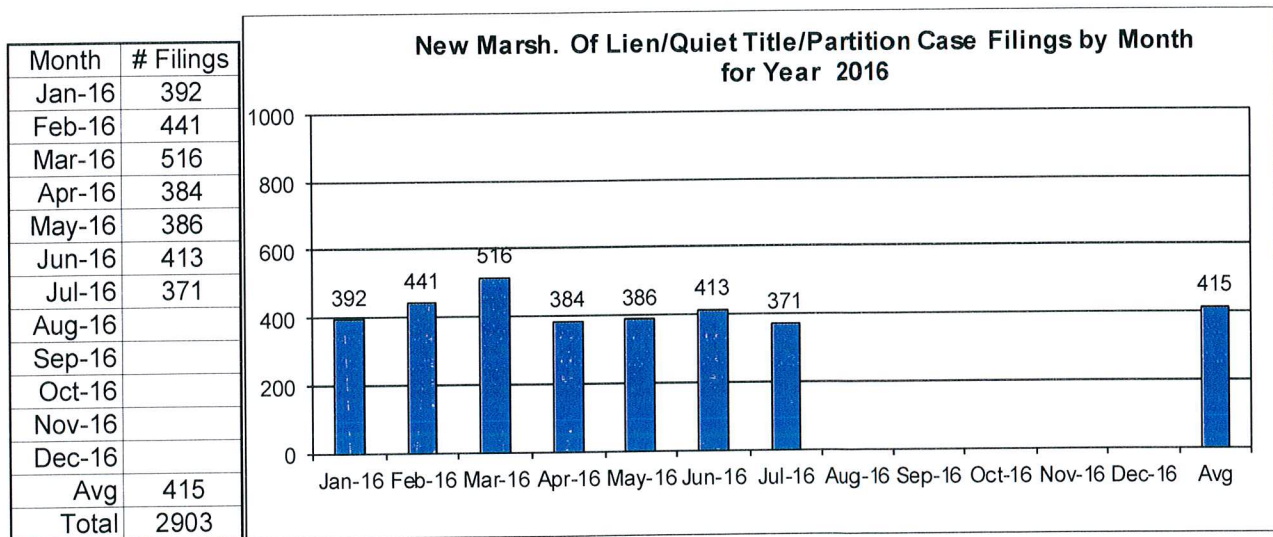


# CUYAHOGA COUNTY COMMON PLEAS COURT

## New Marsh of Lien/Quiet Title/Partition Case Filings for Years 2005 – 2016 YTD



## New Marsh of Lien/Quiet Title/Partition Case Filings by month for 2016 YTD

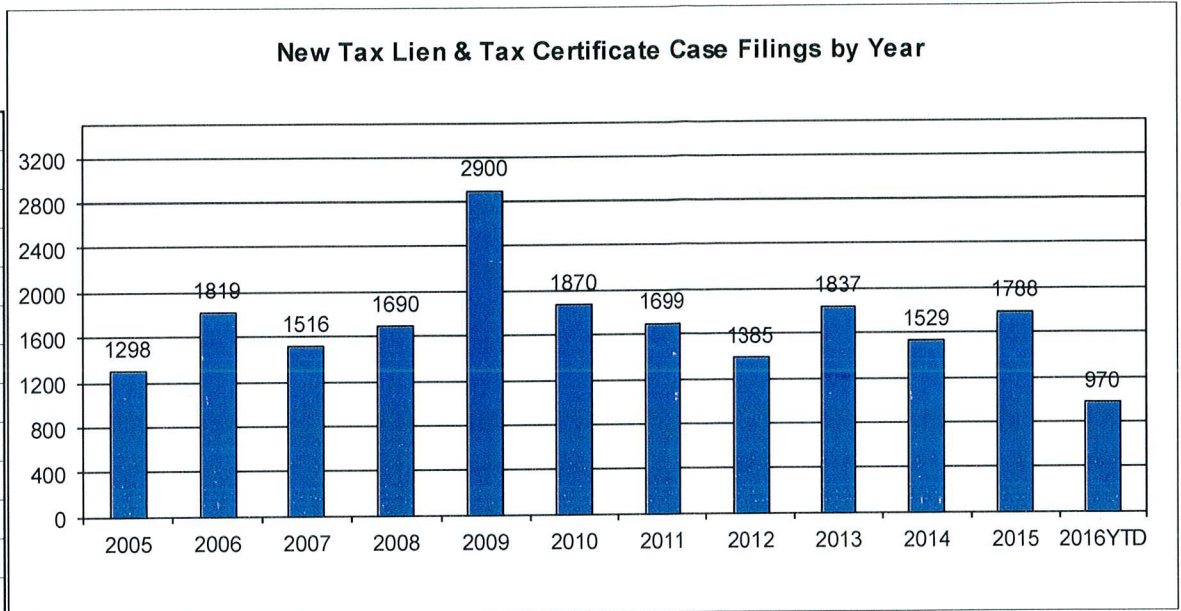




# CUYAHOGA COUNTY COMMON PLEAS COURT

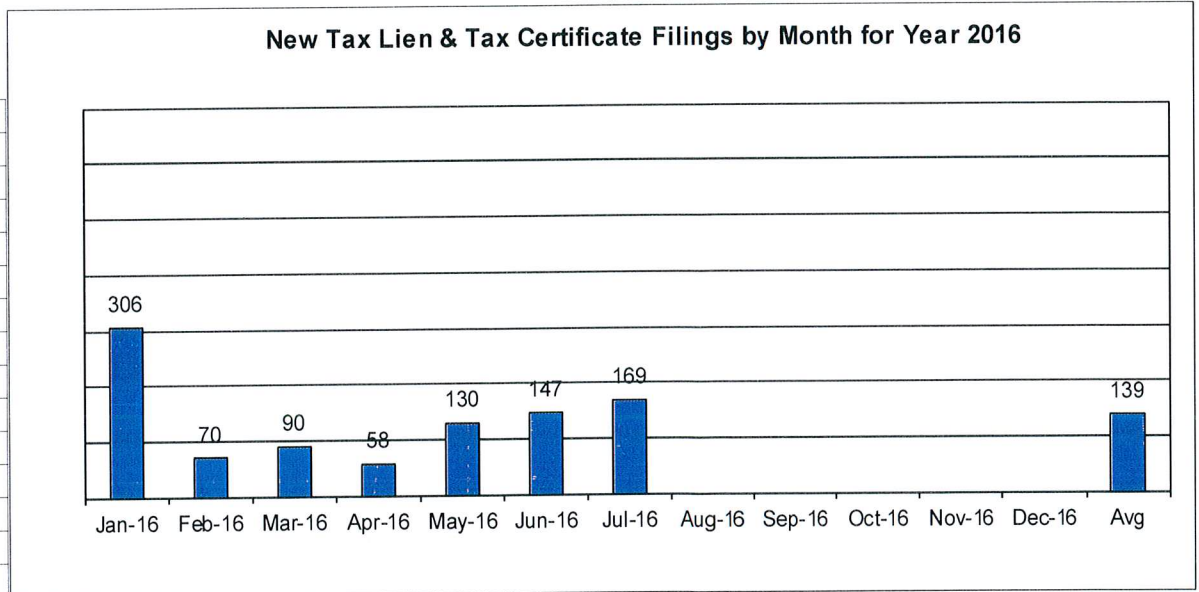
## New Tax Lien & Certificate Filings for Years 2005 – 2016 YTD

Year	# Filings
2005	1298
2006	1819
2007	1516
2008	1690
2009	2900
2010	1870
2011	1699
2012	1385
2013	1837
2014	1529
2015	1788
2016YTD	970



## New Tax Lien & Certificate Filings by Month for Year 2016 YTD

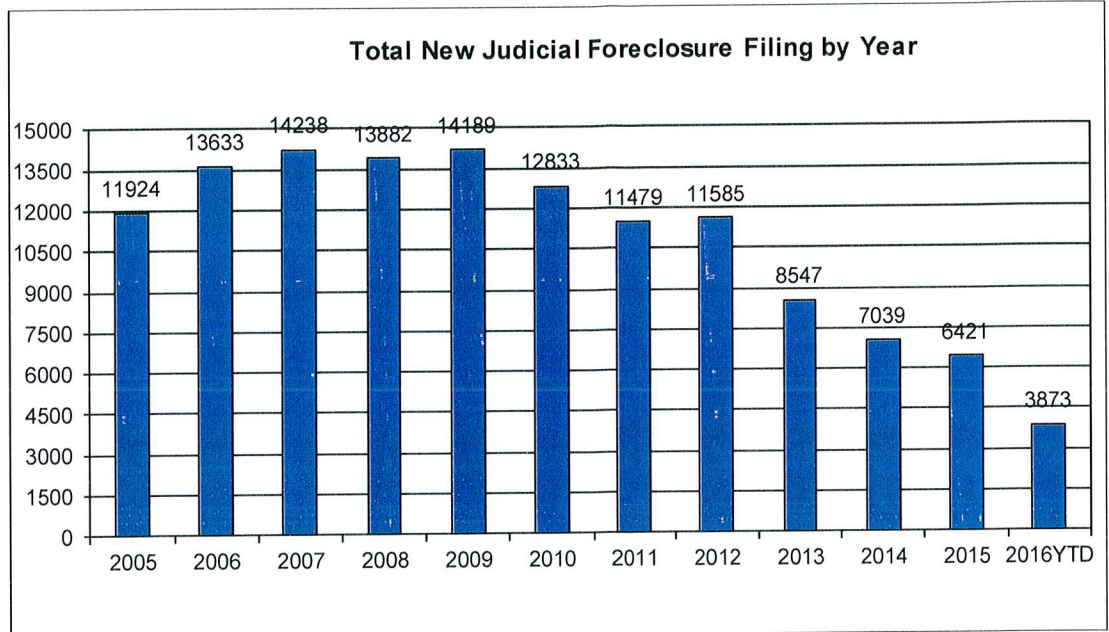
Month	# Filings
Jan-16	306
Feb-16	70
Mar-16	90
Apr-16	58
May-16	130
Jun-16	147
Jul-16	169
Aug-16	
Sep-16	
Oct-16	
Nov-16	
Dec-16	
Avg	139
Total	970



# CUYAHOGA COUNTY COMMON PLEAS COURT

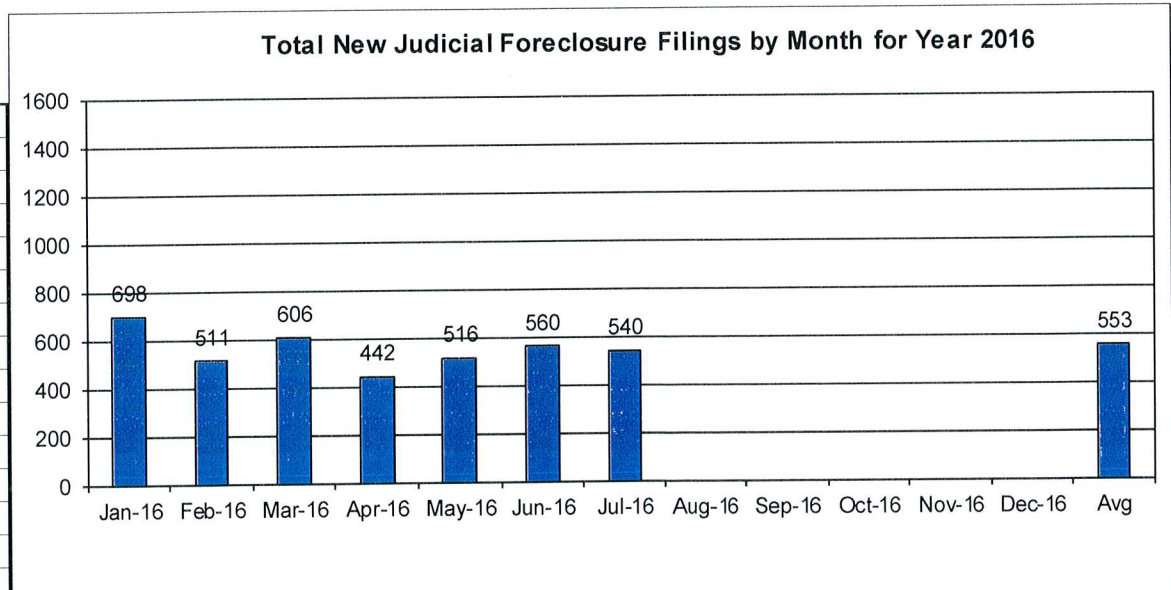
## Total New Judicial Foreclosure Filings Years 2005 – 2016 YTD

Year	# Filings
2005	11924
2006	13633
2007	14238
2008	13882
2009	14189
2010	12833
2011	11479
2012	11585
2013	8547
2014	7039
2015	6421
2016 YTD	3873



## Total New Judicial Foreclosure Filings by Month for Year 2016 YTD

Month	# Filings
Jan-16	698
Feb-16	511
Mar-16	606
Apr-16	442
May-16	516
Jun-16	560
Jul-16	540
Aug-16	
Sep-16	
Oct-16	
Nov-16	
Dec-16	
Avg	553
Total	3873



***Magistrate's Monthly Reports***

The Magistrates' Monthly Report consists of 5 reports. Below is a description of each.

**Magistrate's Monthly Supplemental Journal Entry Report (R415)**

Retrieves total number of supplemental entries and Decrees of Confirmation of Sheriff's sale created during a specific period. A supplemental entry is any journal created by a magistrate, which does not close out a case. For example, any magistrate's order (MG) setting a hearing, any journal entry (JE) ruling on a motion, journals confirming Sheriff's sales, etc.).

**Magistrate's Full Disposition Count by Magistrate Report (R413)**

Retrieves total number of cases disposed of during a specific period. The dispositions are grouped by Magistrate and then broken down by the type of disposition (i. e. Default, Dismissed with Prejudice, Dismissed without Prejudice, etc.) This report can be printed three different ways. Including tax cases (Full Dispositions), excluding tax cases (Non-Tax Dispositions), and Tax cases only (Tax Dispositions).

**Magistrate's Monthly Cases Referred/Reinstated Report (R418)**

Retrieves newly filed cases referred to the Magistrates Dept. and cases previously disposed by the Magistrates Dept. that are reinstated and re-referred to the magistrates. The cases are separated by Tax (filing code 1465; Tax Judicial Foreclosure & 1466; Tax Certificate Judicial Foreclosure) and Non-Tax (1460; Judicial Foreclosure Marsh. Of Lien, 1480; Partition, 1470; Quiet Title, misc. (i. e. 1391; Contract Other, etc.).

**Magistrate's Monthly Hearing Totals Report (R3146)**

Retrieves total number of hearings held during one month. The hearings are grouped by Magistrate and then broken down by what type hearing was held (i. e. Default, Pretrial, etc.).

**Magistrate's Monthly Case Load Report (R3147)**

Retrieves individual caseload totals for individual magistrates during a specific period. The cases are grouped by magistrate and then broken down by case type (i. e. tax judicial foreclosure, tax certificate judicial foreclosure and non-tax judicial foreclosure).

CUYAHOGA COUNTY COURT OF COMMON PLEAS

DATE: 08/10/2016  
TIME: 9:31 AM

OFFICE OF THE MAGISTRATES  
MAGISTRATE'S MONTHLY SUPPLEMENTALS BY CASE  
REPORTING PERIOD: JULY 2016

PAGE: 1  
CMSR415D

---

**SUPPLEMENTALS**

AUGUSTYN	122
BAKER	254
BUCHA	157
DAY	339
DYKE	227
GAUNTNER	0
GONZALEZ	171
HIPPLEY	132
JACKSON A	176
JACKSON J	203
KLEIN	168
LUCAS	190
VOZAR	214
WEISS	191
UNACCOUNTED FOR	0

**TOTAL** 2544

**CONFIRMATIONS**

**TOTAL** 3

**CUYAHOGA COUNTY COURT OF COMMON PLEAS**

OFFICE OF THE MAGISTRATES

**Full Disposition Count by Magistrate**

REPORTING PERIOD: FROM 07/01/2016 TO 07/31/2016

DATE: 08/10/2016

TIME: 9:32 AM

PAGE: 1

CMSR413

MagID	Dispose Type	Tax Cert.	Tax Treas.	Total
<b>KCA</b>				
	Bank	0	0	0
	Def	2	0	10
	Dism	1	1	6
	Ref. Vacate	0	0	0
	Court Trial	0	0	0
	Other	0	0	1
	<b><u>MAG'S TOTAL</u></b>	<b>3</b>	<b>1</b>	<b><u>17</u></b>
<b>GDB</b>				
	Bank	0	0	2
	Def	0	0	14
	Dism	2	0	8
	Ref. Vacate	0	0	0
	Court Trial	0	0	0
	Other	2	0	3
	<b><u>MAG'S TOTAL</u></b>	<b>4</b>	<b>0</b>	<b><u>27</u></b>
<b>SMB</b>				
	Bank	0	0	0
	Def	2	0	10
	Dism	0	0	7
	Ref. Vacate	0	0	0
	Court Trial	0	0	0
	Other	1	2	5
	<b><u>MAG'S TOTAL</u></b>	<b>3</b>	<b>2</b>	<b><u>22</u></b>
<b>CED</b>				
	Bank	1	0	1
	Def	2	0	14
	Dism	2	5	21
	Ref. Vacate	0	0	0
	Court Trial	0	0	0
	Other	0	3	9
	<b><u>MAG'S TOTAL</u></b>	<b>5</b>	<b>8</b>	<b><u>45</u></b>
<b>JTD</b>				
	Bank	0	0	0
	Def	2	0	26
	Dism	2	0	15
	Ref. Vacate	0	0	0
	Court Trial	0	0	0
	Other	0	3	7
	<b><u>MAG'S TOTAL</u></b>	<b>4</b>	<b>3</b>	<b><u>48</u></b>
<b>TG</b>				
	Bank	0	0	0
	Def	5	0	15
	Dism	2	1	15
	Ref. Vacate	0	0	0
	Court Trial	0	0	0
	Other	0	5	9
	<b><u>MAG'S TOTAL</u></b>	<b>7</b>	<b>6</b>	<b><u>39</u></b>
<b>KH</b>				
	Bank	0	0	1
	Def	2	5	26
	Dism	0	1	4
	Ref. Vacate	0	0	0
	Court Trial	0	0	0
	Other	2	0	6
	<b><u>MAG'S TOTAL</u></b>	<b>4</b>	<b>6</b>	<b><u>37</u></b>
<b>ARJ</b>				
	Bank	0	0	0
	Def	4	0	14
	Dism	1	0	10

Decrees	265
Defaults	187
Other	77
Court Trial	1
Dismissals	142
Bankruptcy	14
Ref. Vacated	0
<b>Grand Total</b>	<b>421</b>

**Full Disposition Count by Magistrate**

REPORTING PERIOD: FROM 07/01/2016 TO 07/31/2016

DATE: 08/10/2016

TIME: 9:32 AM

PAGE: 2

CMSR413

MagID	Dispose Type	Tax Cert.	Tax Treas.	Total
	Ref. Vacate	0	0	0
	Court Trial	0	0	0
	Other	2	4	8
	<b><u>MAG'S TOTAL</u></b>	<b>7</b>	<b>4</b>	<b><u>32</u></b>
<hr/>				
JLJ	Bank	0	0	1
	Def	3	0	16
	Dism	2	0	7
	Ref. Vacate	0	0	0
	Court Trial	0	0	0
	Other	1	3	9
	<b><u>MAG'S TOTAL</u></b>	<b>6</b>	<b>3</b>	<b><u>33</u></b>
<hr/>				
MK	Bank	0	0	2
	Def	2	0	15
	Dism	2	0	14
	Ref. Vacate	0	0	0
	Court Trial	0	0	0
	Other	1	2	9
	<b><u>MAG'S TOTAL</u></b>	<b>5</b>	<b>2</b>	<b><u>40</u></b>
<hr/>				
PL	Bank	0	0	3
	Def	0	0	3
	Dism	1	1	12
	Ref. Vacate	0	0	0
	Court Trial	0	0	0
	Other	0	1	1
	<b><u>MAG'S TOTAL</u></b>	<b>1</b>	<b>2</b>	<b><u>19</u></b>
<hr/>				
TJV	Bank	0	0	1
	Def	1	0	7
	Dism	2	0	10
	Ref. Vacate	0	0	0
	Court Trial	0	0	1
	Other	0	1	3
	<b><u>MAG'S TOTAL</u></b>	<b>3</b>	<b>1</b>	<b><u>22</u></b>
<hr/>				
CW	Bank	1	0	3
	Def	7	0	17
	Dism	3	1	13
	Ref. Vacate	0	0	0
	Court Trial	0	0	0
	Other	1	4	7
	<b><u>MAG'S TOTAL</u></b>	<b>12</b>	<b>5</b>	<b><u>40</u></b>

**CUYAHOGA COUNTY COURT OF COMMON PLEAS**

DATE: 08/10/2016  
 TIME: 09:32 AM

OFFICE OF THE MAGISTRATES  
 MAGISTRATE'S MONTHLY REF/REIN CASES  
 FROM 07/01/2016 TO 07/31/2016

CMSR418

MAGISTRATE	NEW REFERRALS				REINSTATED			
	Tax Treas.	Tax Cert.	Non-Tax	Total	Tax Treas.	Tax Cert.	Non-Tax	Total
<u>AUGUSTYN/KEVIN/C</u>	10	0	8	18	0	0	0	0
<u>BAKER/GAIL/D</u>	11	2	13	26	0	0	3	3
<u>BUCHA/STEPHEN/M</u>	5	1	19	25	0	2	0	2
<u>DAY/CHRISTOPHER/E</u>	12	2	33	47	1	0	2	3
<u>DYKE/JOHN/T</u>	8	0	33	41	0	0	1	1
<u>GONZALEZ/TRACEY/</u>	18	2	25	45	0	1	1	2
<u>HIPPLEY/KEVIN/</u>	6	2	22	30	0	0	1	1
<u>JACKSON A/AMY/R</u>	13	3	32	48	0	0	0	0
<u>JACKSON J/JIM/L</u>	7	3	26	36	0	0	2	2
<u>KLEIN/MONICA/</u>	6	0	27	33	0	0	2	2
<u>LUCAS/PAUL/</u>	11	1	26	38	0	0	2	2
<u>VOZAR/THOMAS/J</u>	7	3	36	46	0	0	1	1
<u>WEISS/CAROL/</u>	24	2	31	57	1	0	1	2
<b><u>TOTAL</u></b>	138	21	331	490	2	3	16	21
<b><u>COMBINED TOTAL</u></b>	511							

**CUYAHOGA COUNTY COURT OF COMMON PLEAS**

**OFFICE OF THE MAGISTRATES**

**MAG MONTHLY HEARING TOTALS**

Reporting Period: July 2016

DATE: 08/10/2016  
TIME: 09:32 AM

PAGE: 1  
CMSR3146

Monthly Hearing Total      403

AUGUSTYN  
 Default Hearings            12  
 Tax Hearings                4  
 Pretrials                      6  


---

 TOTAL:                        22

BAKER  
 Default Hearings            0  
 Tax Hearings                0  
 Pretrials                      3  


---

 TOTAL:                        3

BUCHA  
 Default Hearings            11  
 Tax Hearings                3  
 Pretrials                      9  


---

 TOTAL:                        23

DAY  
 Default Hearings            19  
 Tax Hearings                6  
 Pretrials                      10  


---

 TOTAL:                        35

DYKE  
 Default Hearings            13  
 Tax Hearings                3  
 Pretrials                      11  


---

 TOTAL:                        27

GONZALEZ  
 Default Hearings            14  
 Tax Hearings                1  
 Pretrials                      3  


---

 TOTAL:                        18

HIPPLEY  
 Default Hearings            13  
 Tax Hearings                5  
 Pretrials                      9  


---

 TOTAL:                        27

JACKSON A  
 Default Hearings            32  
 Tax Hearings                6  
 Pretrials                      14  


---

 TOTAL:                        52

JACKSON J  
 Default Hearings            25  
 Tax Hearings                1  
 Pretrials                      13  


---

 TOTAL:                        39

KLEIN  
 Default Hearings            23  
 Tax Hearings                2  
 Pretrials                      10  


---

 TOTAL:                        35



CUYAHOGA COUNTY COURT OF COMMON PLEAS

OFFICE OF THE MAGISTRATES

MAG MONTHLY HEARING TOTALS

Reporting Period: July 2016

DATE: 08/10/2016  
TIME: 09:32 AM

PAGE: 2  
CMSR3146

---

TOTAL:	35
LUCAS	
Default Hearings	13
Tax Hearings	6
Pretrials	23
<hr/>	
TOTAL:	42
VOZAR	
Default Hearings	18
Tax Hearings	3
Pretrials	21
<hr/>	
TOTAL:	42
WEISS	
Default Hearings	29
Tax Hearings	4
Pretrials	5
<hr/>	
TOTAL:	38

**CUYAHOGA COUNTY COURT OF COMMON PLEAS**

DATE: 08/10/2016  
 TIME: 9:33 AM

Office of the Magistrates  
 Magistrate's Monthly Case Load  
 MONTH: JULY 2016

PAGE: 1  
 CMSR3147

Magistrate Name	Non Tax Total	Tax Cert.	Tax Treas.	Total Tax	Total Cases
AUGUSTYN	113	14	31	45	158
BAKER	227	37	55	92	319
BUCHA	123	17	27	44	167
DAY	189	30	39	69	258
DYKE	185	25	49	74	259
GONZALEZ	244	29	70	99	343
HIPPLEY	280	49	54	103	383
JACKSON A	283	39	71	110	393
JACKSON J	256	37	57	94	350
KLEIN	233	25	54	79	312
LUCAS	282	54	104	158	440
VOZAR	327	40	54	94	421
WEISS	231	29	77	106	337
<b>Non Tax Total:</b>	<b>2973</b>	<b>Cert. Tax Total: 425</b>	<b>Tax Treas. Total: 742</b>	<b>Total Tax: 1167</b>	<b>Total Cases: 4140</b>

***Report CMSR1062 - Judicial Foreclosure Statistics by Judge***

Report CMSR1062 provides a list of judicial foreclosure case activity for each Judge. The report identifies how many cases were pending at the beginning of the period. The new cases filed and cases that were transferred in or reactivated are added to the number pending at the beginning of the period. It then shows the type and number of terminations for the period. The total terminations are subtracted from the total pending which provides the pending at the end of the period.

**CUYAHOGA COUNTY COURT OF COMMON PLEAS**

DATE: 08/10/2016  
TIME: 09:30 AM

**Foreclosure Statistics by Judge**  
Reporting Period: July 2016

PAGE: 1  
CMSR1062

**Judge**

<b>AMBROSE, DICK</b>							
Pending at Beg of Period			New Cases Filed		Cases Transferred In / Reactivated		Total
	97		13		7		117
Terminations							
	Bankruptcy	Default	RefVacated	Court Trial	Dismiss	Other	Total
	0	5	0	0	8	8	21
	Total Pending at End of Period						96

<b>ASTRAB, MICHAEL</b>							
Pending at Beg of Period			New Cases Filed		Cases Transferred In / Reactivated		Total
	133		15		5		153
Terminations							
	Bankruptcy	Default	RefVacated	Court Trial	Dismiss	Other	Total
	0	2	0	0	3	5	10
	Total Pending at End of Period						143

<b>BARKER, PAMELA A</b>							
Pending at Beg of Period			New Cases Filed		Cases Transferred In / Reactivated		Total
	159		15		4		178
Terminations							
	Bankruptcy	Default	RefVacated	Court Trial	Dismiss	Other	Total
	2	2	0	0	5	1	10
	Total Pending at End of Period						168

<b>BURNSIDE, JANET R</b>							
Pending at Beg of Period			New Cases Filed		Cases Transferred In / Reactivated		Total
	134		22		1		157
Terminations							
	Bankruptcy	Default	RefVacated	Court Trial	Dismiss	Other	Total
	0	5	0	0	3	10	18
	Total Pending at End of Period						139

<b>CALABRESE, DEENA R</b>							
Pending at Beg of Period			New Cases Filed		Cases Transferred In / Reactivated		Total
	124		18		1		143
Terminations							
	Bankruptcy	Default	RefVacated	Court Trial	Dismiss	Other	Total
	0	9	0	0	4	5	18
	Total Pending at End of Period						125

<b>CLANCY, MAUREEN</b>							
Pending at Beg of Period			New Cases Filed		Cases Transferred In / Reactivated		Total
	127		19		1		147
Terminations							
	Bankruptcy	Default	RefVacated	Court Trial	Dismiss	Other	Total
	0	8	0	0	4	6	18
	Total Pending at End of Period						129

<b>COLLIER-WILLIAMS, CASSANDRA</b>							
Pending at Beg of Period			New Cases Filed		Cases Transferred In / Reactivated		Total
	137		14		7		158
Terminations							
	Bankruptcy	Default	RefVacated	Court Trial	Dismiss	Other	Total
	1	9	0	0	5	7	22
	Total Pending at End of Period						136

CORRIGAN, BRIAN J

**CUYAHOGA COUNTY COURT OF COMMON PLEAS**

DATE: 08/10/2016  
TIME: 09:30 AM

**Foreclosure Statistics by Judge**  
Reporting Period: July 2016

PAGE: 2  
CMSR1062

**Judge**

	Pending at Beg of Period		New Cases Filed		Cases Transferred In / Reactivated		Total
	129		17		4		150
Terminations							
	Bankruptcy	Default	RefVacated	Court Trial	Dismiss	Other	Total
	0	2	0	0	6	8	16
	Total Pending at End of Period						134

<b>CORRIGAN, PETER J</b>							
	Pending at Beg of Period		New Cases Filed		Cases Transferred In / Reactivated		Total
	94		12		3		109
Terminations							
	Bankruptcy	Default	RefVacated	Court Trial	Dismiss	Other	Total
	0	10	0	0	2	3	15
	Total Pending at End of Period						94

<b>DONNELLY, MICHAEL P</b>							
	Pending at Beg of Period		New Cases Filed		Cases Transferred In / Reactivated		Total
	146		10		2		158
Terminations							
	Bankruptcy	Default	RefVacated	Court Trial	Dismiss	Other	Total
	1	5	0	0	4	13	23
	Total Pending at End of Period						135

<b>FRIEDLAND, CAROLYN B</b>							
	Pending at Beg of Period		New Cases Filed		Cases Transferred In / Reactivated		Total
	109		14		3		126
Terminations							
	Bankruptcy	Default	RefVacated	Court Trial	Dismiss	Other	Total
	0	4	0	0	4	4	12
	Total Pending at End of Period						114

<b>FRIEDMAN, STUART A</b>							
	Pending at Beg of Period		New Cases Filed		Cases Transferred In / Reactivated		Total
	157		13		1		171
Terminations							
	Bankruptcy	Default	RefVacated	Court Trial	Dismiss	Other	Total
	1	9	0	0	2	4	16
	Total Pending at End of Period						155

<b>FUERST, NANCY A</b>							
	Pending at Beg of Period		New Cases Filed		Cases Transferred In / Reactivated		Total
	141		22		4		167
Terminations							
	Bankruptcy	Default	RefVacated	Court Trial	Dismiss	Other	Total
	0	3	0	0	5	5	13
	Total Pending at End of Period						154

<b>GALL, STEVEN E</b>							
	Pending at Beg of Period		New Cases Filed		Cases Transferred In / Reactivated		Total
	128		13		7		148
Terminations							
	Bankruptcy	Default	RefVacated	Court Trial	Dismiss	Other	Total
	1	6	0	0	7	8	22
	Total Pending at End of Period						126

GALLAGHER, HOLLIE L

**CUYAHOGA COUNTY COURT OF COMMON PLEAS**

DATE: 08/10/2016  
TIME: 09:30 AM

**Foreclosure Statistics by Judge**  
Reporting Period: July 2016

PAGE: 3  
CMSR1062

**Judge**

Pending at Beg of Period	New Cases Filed			Cases Transferred In / Reactivated			Total
104	14			5			123
Terminations	Bankruptcy	Default	RefVacated	Court Trial	Dismiss	Other	Total
	0	6	0	0	7	5	18
Total Pending at End of Period							105

GALLAGHER, SHANNON M

Pending at Beg of Period	New Cases Filed			Cases Transferred In / Reactivated			Total
152	13			4			169
Terminations	Bankruptcy	Default	RefVacated	Court Trial	Dismiss	Other	Total
	1	0	0	0	6	1	8
Total Pending at End of Period							161

GAUL, DANIEL

Pending at Beg of Period	New Cases Filed			Cases Transferred In / Reactivated			Total
131	14			5			150
Terminations	Bankruptcy	Default	RefVacated	Court Trial	Dismiss	Other	Total
	1	1	0	1	2	2	7
Total Pending at End of Period							143

JACKSON, MICHAEL E

Pending at Beg of Period	New Cases Filed			Cases Transferred In / Reactivated			Total
117	18			3			138
Terminations	Bankruptcy	Default	RefVacated	Court Trial	Dismiss	Other	Total
	1	6	0	0	5	5	17
Total Pending at End of Period							121

MATIA, DAVID T

Pending at Beg of Period	New Cases Filed			Cases Transferred In / Reactivated			Total
116	15			4			135
Terminations	Bankruptcy	Default	RefVacated	Court Trial	Dismiss	Other	Total
	1	3	0	0	2	10	16
Total Pending at End of Period							119

MCCLELLAND, ROBERT C

Pending at Beg of Period	New Cases Filed			Cases Transferred In / Reactivated			Total
102	13			4			119
Terminations	Bankruptcy	Default	RefVacated	Court Trial	Dismiss	Other	Total
	0	7	0	0	2	4	13
Total Pending at End of Period							106

MCCORMICK, TIMOTHY

Pending at Beg of Period	New Cases Filed			Cases Transferred In / Reactivated			Total
96	15			1			112
Terminations	Bankruptcy	Default	RefVacated	Court Trial	Dismiss	Other	Total
	0	5	0	0	3	4	12
Total Pending at End of Period							100

MCDONNELL, NANCY R

**CUYAHOGA COUNTY COURT OF COMMON PLEAS**

DATE: 08/10/2016  
TIME: 09:30 AM

**Foreclosure Statistics by Judge**  
Reporting Period: July 2016

PAGE: 4  
CMSR1062

**Judge**

Pending at Beg of Period		New Cases Filed		Cases Transferred In / Reactivated		Total
109		24		4		137
Terminations						
Bankruptcy	Default	RefVacated	Court Trial	Dismiss	Other	Total
0	5	0	0	1	10	16
Total Pending at End of Period						121

<b>MCMONAGLE, MATTHEW A</b>						
Pending at Beg of Period		New Cases Filed		Cases Transferred In / Reactivated		Total
123		11		3		137
Terminations						
Bankruptcy	Default	RefVacated	Court Trial	Dismiss	Other	Total
1	7	0	0	2	6	16
Total Pending at End of Period						121

<b>O'DONNELL, JOHN P</b>						
Pending at Beg of Period		New Cases Filed		Cases Transferred In / Reactivated		Total
114		15		6		135
Terminations						
Bankruptcy	Default	RefVacated	Court Trial	Dismiss	Other	Total
1	3	0	0	6	3	13
Total Pending at End of Period						122

<b>RUSSO, JOHN J</b>						
Pending at Beg of Period		New Cases Filed		Cases Transferred In / Reactivated		Total
54		7		3		64
Terminations						
Bankruptcy	Default	RefVacated	Court Trial	Dismiss	Other	Total
0	6	0	0	1	3	10
Total Pending at End of Period						54

<b>RUSSO, JOSEPH D</b>						
Pending at Beg of Period		New Cases Filed		Cases Transferred In / Reactivated		Total
139		18		1		158
Terminations						
Bankruptcy	Default	RefVacated	Court Trial	Dismiss	Other	Total
0	7	0	0	2	8	17
Total Pending at End of Period						141

<b>RUSSO, MICHAEL J</b>						
Pending at Beg of Period		New Cases Filed		Cases Transferred In / Reactivated		Total
139		20		4		163
Terminations						
Bankruptcy	Default	RefVacated	Court Trial	Dismiss	Other	Total
0	3	0	0	4	1	8
Total Pending at End of Period						155

<b>RUSSO, NANCY MARGARET</b>						
Pending at Beg of Period		New Cases Filed		Cases Transferred In / Reactivated		Total
101		19		0		120
Terminations						
Bankruptcy	Default	RefVacated	Court Trial	Dismiss	Other	Total
0	7	0	0	9	7	23
Total Pending at End of Period						97

**SAFFOLD, SHIRLEY STRICKLAND**

**CUYAHOGA COUNTY COURT OF COMMON PLEAS**

DATE: 08/10/2016  
TIME: 09:30 AM

**Foreclosure Statistics by Judge**  
Reporting Period: July 2016

PAGE: 5  
CMSR1062

**Judge**

	Pending at Beg of Period		New Cases Filed		Cases Transferred In / Reactivated		Total
	126		15		5		146
Terminations							
	Bankruptcy	Default	RefVacated	Court Trial	Dismiss	Other	Total
	0	9	0	0	2	5	16
	Total Pending at End of Period						130
<hr/>							
SHEEHAN, BRENDAN J							
	Pending at Beg of Period		New Cases Filed		Cases Transferred In / Reactivated		Total
	134		21		3		158
Terminations							
	Bankruptcy	Default	RefVacated	Court Trial	Dismiss	Other	Total
	2	5	0	0	7	12	26
	Total Pending at End of Period						132
<hr/>							
SUTULA, JOHN D							
	Pending at Beg of Period		New Cases Filed		Cases Transferred In / Reactivated		Total
	133		21		3		157
Terminations							
	Bankruptcy	Default	RefVacated	Court Trial	Dismiss	Other	Total
	0	8	0	0	1	1	10
	Total Pending at End of Period						147
<hr/>							
SUTULA, KATHLEEN ANN							
	Pending at Beg of Period		New Cases Filed		Cases Transferred In / Reactivated		Total
	105		17		4		126
Terminations							
	Bankruptcy	Default	RefVacated	Court Trial	Dismiss	Other	Total
	0	11	0	0	3	4	18
	Total Pending at End of Period						108
<hr/>							
SYNENBERG, JOAN							
	Pending at Beg of Period		New Cases Filed		Cases Transferred In / Reactivated		Total
	120		18		5		143
Terminations							
	Bankruptcy	Default	RefVacated	Court Trial	Dismiss	Other	Total
	0	4	0	0	6	12	22
	Total Pending at End of Period						121
<hr/>							
VILLANUEVA, JOSE A							
	Pending at Beg of Period		New Cases Filed		Cases Transferred In / Reactivated		Total
	129		16		0		145
Terminations							
	Bankruptcy	Default	RefVacated	Court Trial	Dismiss	Other	Total
	0	3	0	0	2	3	8
	Total Pending at End of Period						137



# *Monthly Summary*

# MONTHLY SUMMARY

## July 2016

NAME	PEND	ASSIGNED			TRIALS						DISP	PENDING				+	-
		CV	CR	TOT	JURY			COURT				CV	FR	CR	TOT		
Dick Ambrose	452	50	26	76	0	0	0	0	1	1	86	240	93	109	442	+ 10	
Michael K. Astrab	459	47	36	83	0	1	1	0	0	0	45	235	143	119	497	- 38	
Pamela A. Barker	425	48	25	73	0	0	0	0	0	0	44	200	168	86	454	- 29	
Janet R. Burnside	472	46	17	63	0	2	2	0	0	0	63	238	136	98	472	0	
Deena R. Calabrese	451	44	29	73	0	0	0	0	0	0	70	218	125	111	454	- 3	
Maureen Clancy	385	48	33	81	0	0	0	0	0	0	74	187	129	76	392	- 7	
Cassandra Collier-Willia	449	52	39	91	0	1	1	0	0	0	111	174	135	120	429	+ 20	
Brian J. Corrigan	500	46	25	71	0	0	0	0	0	0	49	275	133	114	522	- 22	
Peter J. Corrigan	410	43	26	69	0	0	0	0	0	0	63	214	94	108	416	- 6	
Michael P. Donnelly	403	43	29	72	0	1	1	0	0	0	55	177	135	108	420	- 17	
Carolyn B. Friedland	441	44	33	77	0	0	0	0	0	0	49	221	114	134	469	- 28	
Stuart A. Friedman	445	45	17	62	0	0	0	0	0	0	69	187	155	96	438	+ 7	
Nancy A. Fuerst	385	51	22	73	0	0	0	0	0	0	47	181	154	76	411	- 26	
Steven E. Gall	401	52	31	83	0	1	1	0	0	0	59	175	126	124	425	- 24	
Hollie L. Gallagher	368	48	25	73	0	0	0	0	1	1	54	210	105	72	387	- 19	
Shannon M. Gallagher	474	52	23	75	0	0	0	0	0	0	46	227	160	116	503	- 29	
Daniel Gaul	490	47	25	72	0	0	0	0	0	0	70	232	143	117	492	- 2	
Michael E Jackson	505	46	28	74	0	1	1	0	1	1	63	198	121	197	516	- 11	
David T. Matia	424	45	24	69	0	2	2	0	0	0	63	209	118	103	430	- 6	
Robert C. McClelland	508	43	34	77	0	0	0	0	0	0	37	285	106	157	548	- 40	
Timothy McCormick	356	43	17	60	0	0	0	0	1	1	45	205	97	69	371	- 15	
Nancy R. McDonnell	371	48	30	78	1	1	2	0	0	0	62	184	120	83	387	- 16	
Matthew A McMonagle	413	48	23	71	0	0	0	1	1	2	73	164	117	130	411	+ 2	
John P. O'Donnell	424	52	26	78	0	0	0	0	0	0	43	232	122	105	459	- 35	
John J. Russo	183	26	12	38	0	0	0	0	0	0	35	115	53	18	186	- 3	
Joseph D. Russo	496	40	25	65	0	0	0	0	0	0	65	203	141	152	496	0	
Michael J. Russo	403	43	28	71	0	1	1	0	0	0	65	178	155	76	409	- 6	
Nancy Margaret Russo	258	44	34	78	0	0	0	0	0	0	71	101	97	67	265	- 7	
Shirley Strickland Saffold	405	49	31	80	0	0	0	0	0	0	35	209	130	111	450	- 45	
Brendan J. Sheehan	355	48	26	74	1	0	1	0	0	0	79	143	132	75	350	+ 5	
John D. Sutula	545	44	31	75	0	0	0	0	0	0	49	281	146	144	571	- 26	
Kathleen Ann Sutula	369	52	25	77	0	0	0	0	0	0	56	176	107	107	390	- 21	
Joan Synenberg	408	49	25	74	0	0	0	0	0	0	67	205	120	90	415	- 7	
José A. Villanueva	540	40	25	65	0	0	0	0	0	0	85	242	137	141	520	+ 20	
<b>TOTALS</b>	14373	1566	905	2471	2	11	13	1	5	6	2047	6921	4267	3609	14797	- 424	

*Year to Date Summary*

# SUMMARY FOR THE COURT

## January - July 2016

NAME	PEND	ASSIGNED			TRIALS						DISP	PENDING				+ -
		CV	CR	TOT	JURY			COURT				CV	FR	CR	TOT	
					CV	CR	TOT	CV	CR	TOT		CV	FR	CR	TOT	
Dick Ambrose	435	365	215	580	1	8	9	1	3	4	573	240	93	109	442	-7
Michael K. Astrab	485	367	204	571	0	2	2	0	2	2	559	235	143	119	497	-12
Pamela A. Barker	426	373	195	568	1	1	2	0	1	1	540	200	168	86	454	-28
Janet R. Burnside	436	350	209	559	0	10	10	1	2	3	523	238	136	98	472	-36
Deena R. Calabrese	453	374	215	589	1	7	8	0	1	1	588	218	125	111	454	-1
Maureen Clancy	374	394	215	609	1	1	2	0	1	1	591	187	129	76	392	-18
Cassandra Collier-Willia	456	382	226	608	0	4	4	0	3	3	635	174	135	120	429	+27
Brian J. Corrigan	483	357	208	565	1	4	5	0	6	6	526	275	133	114	522	-39
Peter J. Corrigan	466	359	208	567	2	4	6	3	0	3	617	214	94	108	416	+50
Michael P. Donnelly	426	371	224	595	0	5	5	0	2	2	601	177	135	108	420	+6
Carolyn B. Friedland	483	355	229	584	1	1	2	0	1	1	598	221	114	134	469	+14
Stuart A. Friedman	450	349	194	543	0	0	0	1	1	2	555	187	155	96	438	+12
Nancy A. Fuerst	432	361	205	566	0	2	2	0	0	0	587	181	154	76	411	+21
Steven E. Gall	429	369	241	610	0	5	5	0	2	2	614	175	126	124	425	+4
Hollie L. Gallagher	374	386	177	563	0	2	2	0	2	2	550	210	105	72	387	-13
Shannon M. Gallagher	427	372	207	579	0	1	1	0	2	2	503	227	160	116	503	-76
Daniel Gaul	513	369	245	614	1	4	5	2	0	2	635	232	143	117	492	+21
Michael E Jackson	517	360	286	646	2	6	8	2	6	8	647	198	121	197	516	+1
David T. Matia	439	352	235	587	0	5	5	0	0	0	596	209	118	103	430	+9
Robert C. McClelland	511	356	262	618	2	0	2	2	4	6	581	285	106	157	548	-37
Timothy McCormick	361	358	208	566	1	3	4	0	1	1	556	205	97	69	371	-10
Nancy R. McDonnell	393	359	184	543	2	6	8	0	2	2	549	184	120	83	387	+6
Matthew A McMonagle	391	352	215	567	1	1	2	1	5	6	547	164	117	130	411	-20
John P. O'Donnell	438	373	192	565	3	3	6	3	0	3	544	232	122	105	459	-21
John J. Russo	177	196	70	266	1	0	1	0	0	0	257	115	53	18	186	-9
Joseph D. Russo	461	368	216	584	0	5	5	1	3	4	549	203	141	152	496	-35
Michael J. Russo	404	357	183	540	1	3	4	0	1	1	535	178	155	76	409	-5
Nancy Margaret Russo	238	377	194	571	3	1	4	0	7	7	544	101	97	67	265	-27
Shirley Strickland Saffold	415	376	220	596	0	6	6	0	4	4	561	209	130	111	450	-35
Brendan J. Sheehan	361	359	196	555	3	8	11	0	2	2	566	143	132	75	350	+11
John D. Sutula	575	350	231	581	2	2	4	1	8	9	585	281	146	144	571	+4
Kathleen Ann Sutula	372	379	214	593	1	5	6	0	0	0	575	176	107	107	390	-18
Joan Synenberg	416	375	216	591	1	4	5	0	1	1	592	205	120	90	415	+1
José A. Villanueva	486	357	244	601	3	5	8	0	2	2	567	242	137	141	520	-34
<b>TOTALS</b>	14503	12257	7183	19440	35	124	159	18	75	93	19146	6921	4267	3609	14797	-294

*Corrections/Adjustments*