



**CUYAHOGA COUNTY COMMON PLEAS COURT**

***Statistics Report  
February 2018***

***John J. Russo  
Administrative and Presiding Judge***

**TABLE OF CONTENTS**

**Criminal Statistics**

<i>Newly Filed, Re-Activated and Transferred in Cases</i> _____	4
<i>Yearly Criminal Terminations</i> _____	5
<i>Pending Criminal Cases End of Period</i> _____	6
<i>Clearance Rate</i> _____	7
<i>Arrest to Disposition Timeline</i> _____	8
<i>Average Arrest to Disposition Timeline (Jail Cases)</i> _____	9
<i>Average Arrest to Disposition Timeline (Non-Jail Cases)</i> _____	10
<i>Average Arrest to Disposition Timeline (Jail and Non-Jail Cases)</i> _____	11
<i>Yearly Average Arrest to Disposition Timeline</i> _____	12
<i>Indictments and Informations Filed With the Clerk of Courts</i> _____	13
<i>Bail Case Arraignment Activity</i> _____	14
<i>Overall Arraignment Statistics</i> _____	15

**Foreclosure Statistics**

<i>Total Pending Judicial Foreclosure Cases Referred to Magistrates</i> _____	17
<i>Total Pending Tax Lien &amp; Certificate Cases Referred to Magistrates</i> _____	18
<i>Percentage of Pending Judicial Foreclosure Cases By Filing Year</i> _____	19
<i>Judicial Foreclosure Clearance Rate Year 2018</i> _____	20
<i>Avg. Number of Days to Disp. (Excl. Bank. Stays &amp; Tax Lien &amp; Tax Cert.)</i> _____	21
<i>Avg. Number of Days to Disp. (Excl. Bank. Stays &amp; Incl. Tax Lien &amp; Tax Cert.)</i> _____	22
<i>Total New Judicial Foreclosure Filings</i> _____	23
<i>New Marsh of Lien/Quiet Title/Partition Case Filings for Years 2005 – 2018 YTD</i> _____	24
<i>New Marsh of Lien/Quiet Title/Partition Case Filings by month for 2018 YTD</i> _____	24
<i>New Tax Lien &amp; Certificate Filings for Years 2005 – 2018 YTD</i> _____	25
<i>New Tax Lien &amp; Certificate Filings by Month for Year 2018 YTD</i> _____	25
<i>Total New Judicial Foreclosure Filings Years 2005 – 2018 YTD</i> _____	26
<i>Total New Judicial Foreclosure Filings by Month for Year 2018 YTD</i> _____	26
<i>Magistrate’s Monthly Reports</i> _____	27
<i>Report CMSR1062 - Judicial Foreclosure Statistics by Judge</i> _____	35
<i>Monthly Summary</i> _____	41
<i>Year to Date Summary</i> _____	43
<i>Corrections/Adjustments</i> _____	45

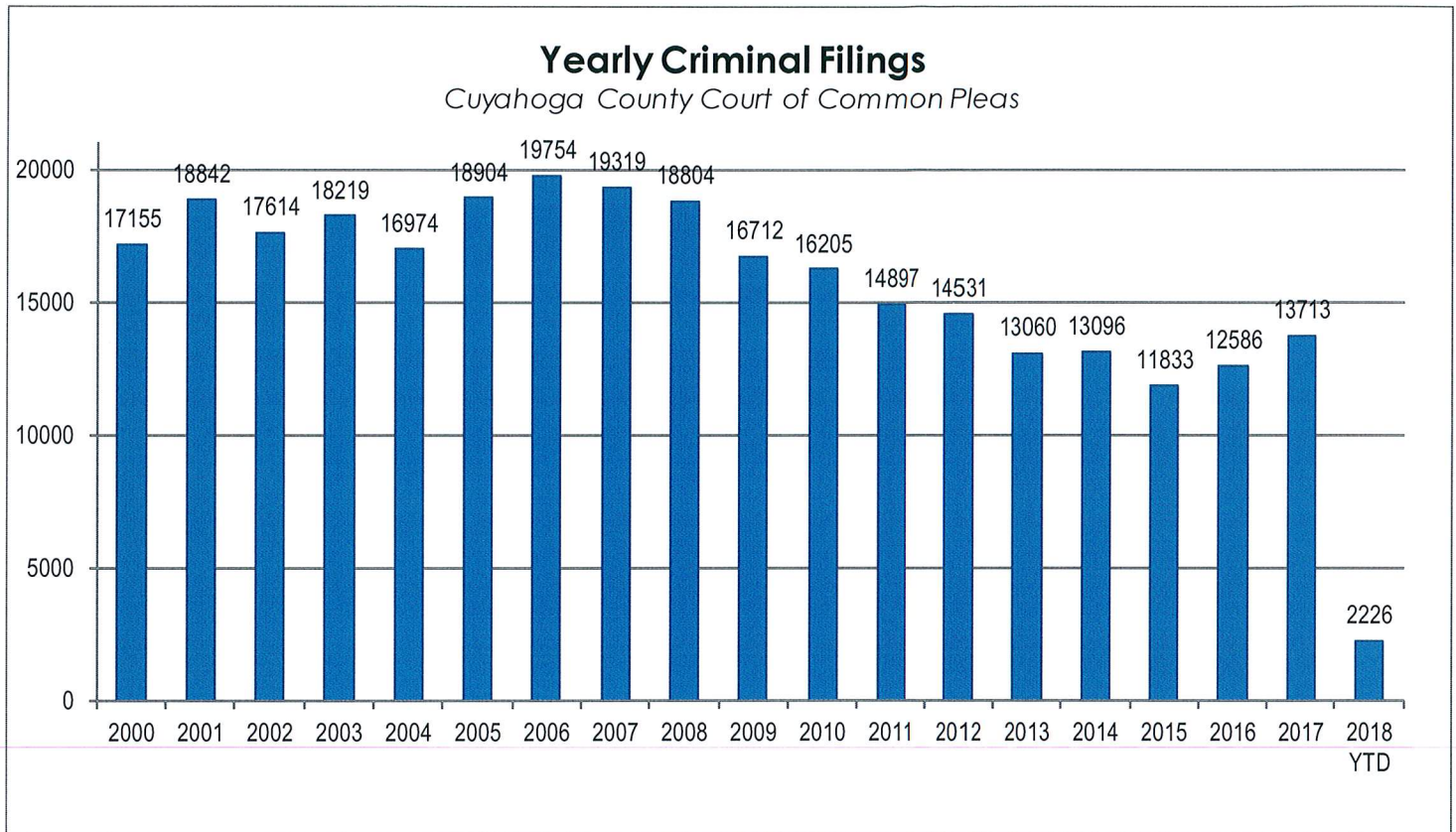
# *Criminal Case Statistics*

---

# CUYAHOGA COUNTY COMMON PLEAS COURT

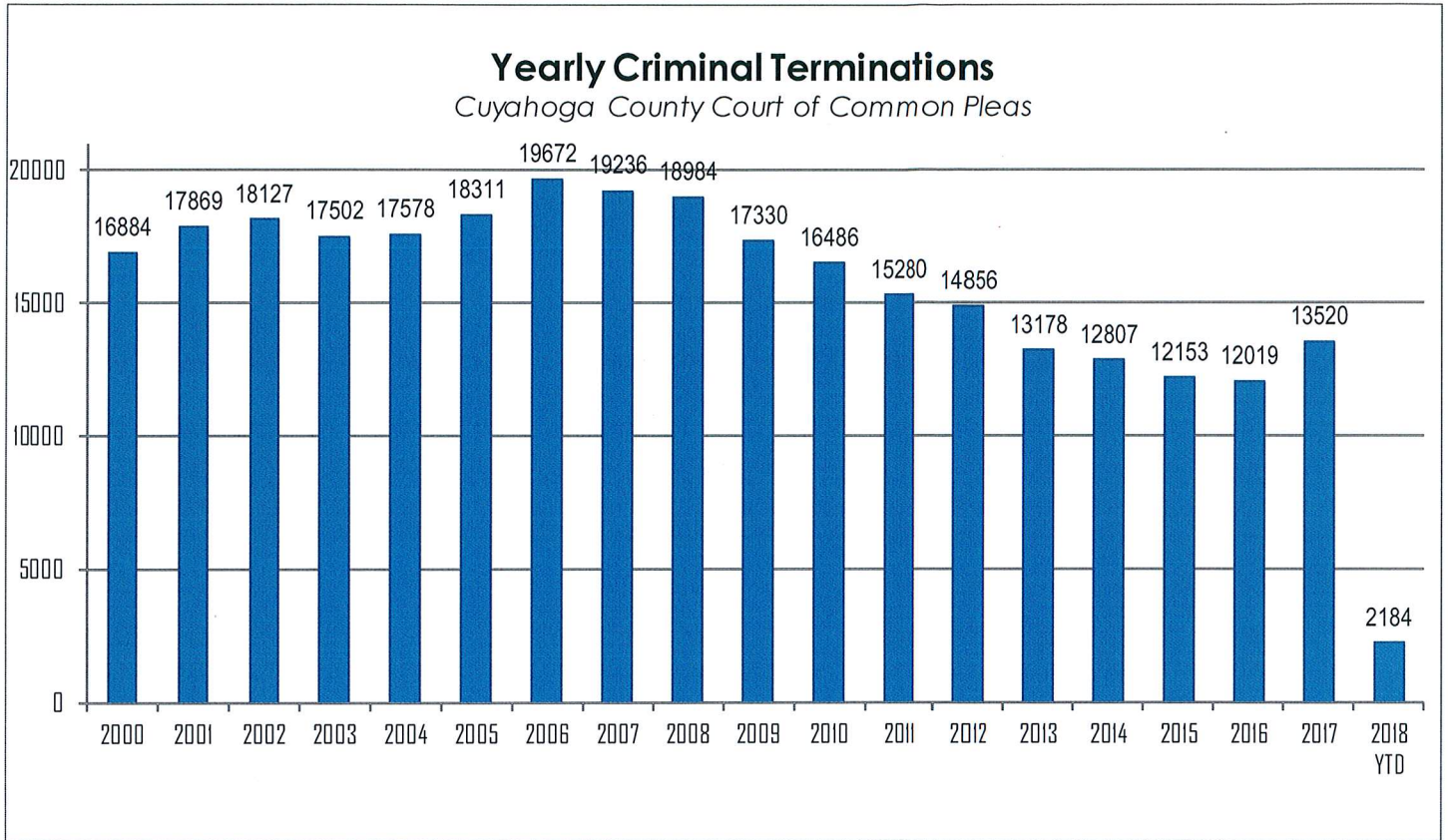
## Newly Filed, Re-Activated and Transferred in Cases

The following chart is a representation of all filed cases in Cuyahoga County Court of Common Pleas from 2000 – February 2018. Newly filed cases are defined as having been arraigned and assigned to a Judge. Re-activated cases are defined as cases where a defendant was unavailable for trial and has now become ready to proceed. Transferred cases are defined as cases moved from one judge's docket to another. This could be due to re-assignment to a Mental Health Judge or after additional information indicates that by Court rule, the case should have been assigned to another Judge.



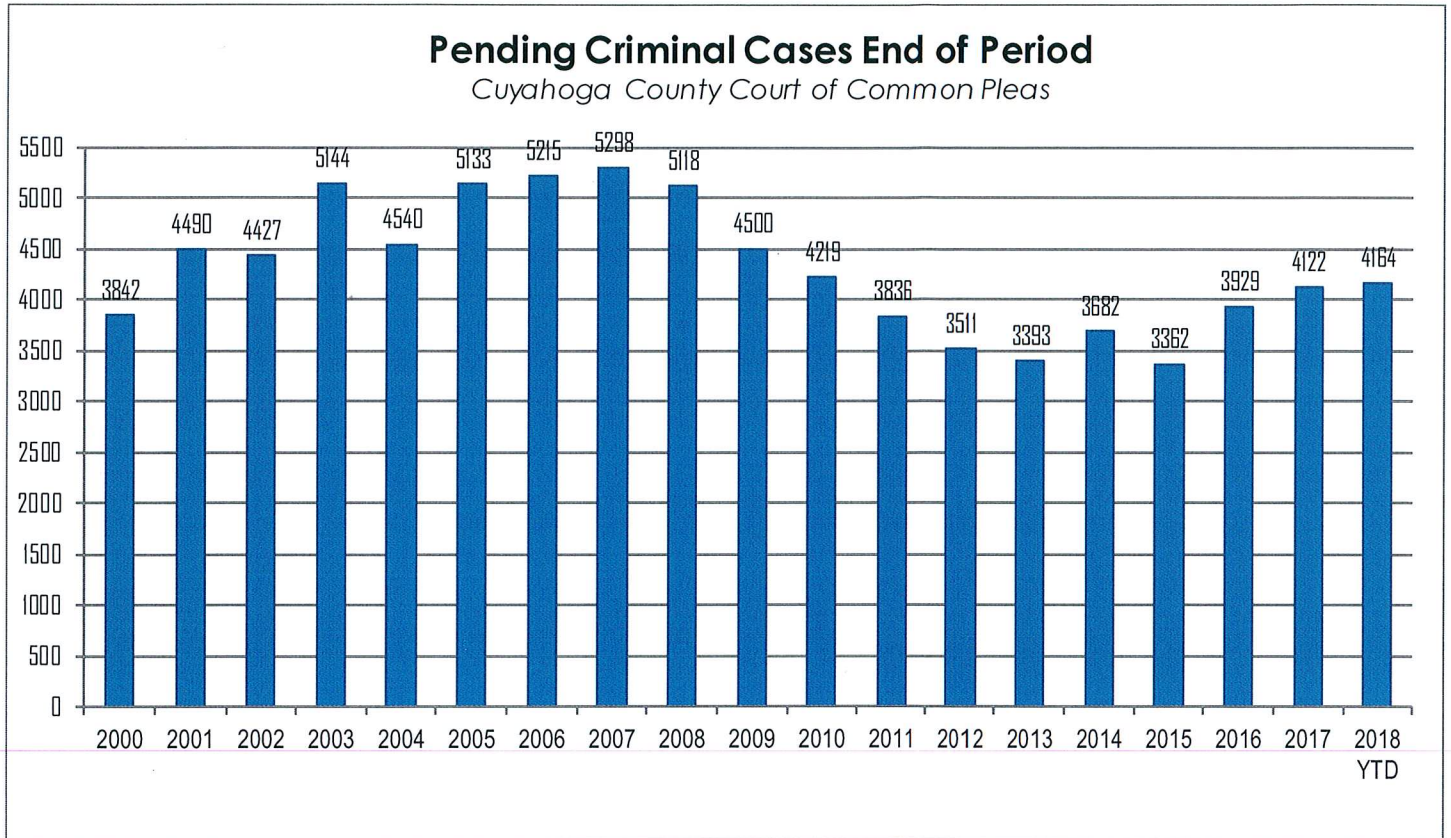
**Yearly Criminal Terminations**

The following chart represents cases that have been terminated by the court from 2000 – February 2018. These cases have been terminated either by trial; plea, dismissal or a defendant is unavailable for trial or sentencing.



## ***Pending Criminal Cases End of Period***

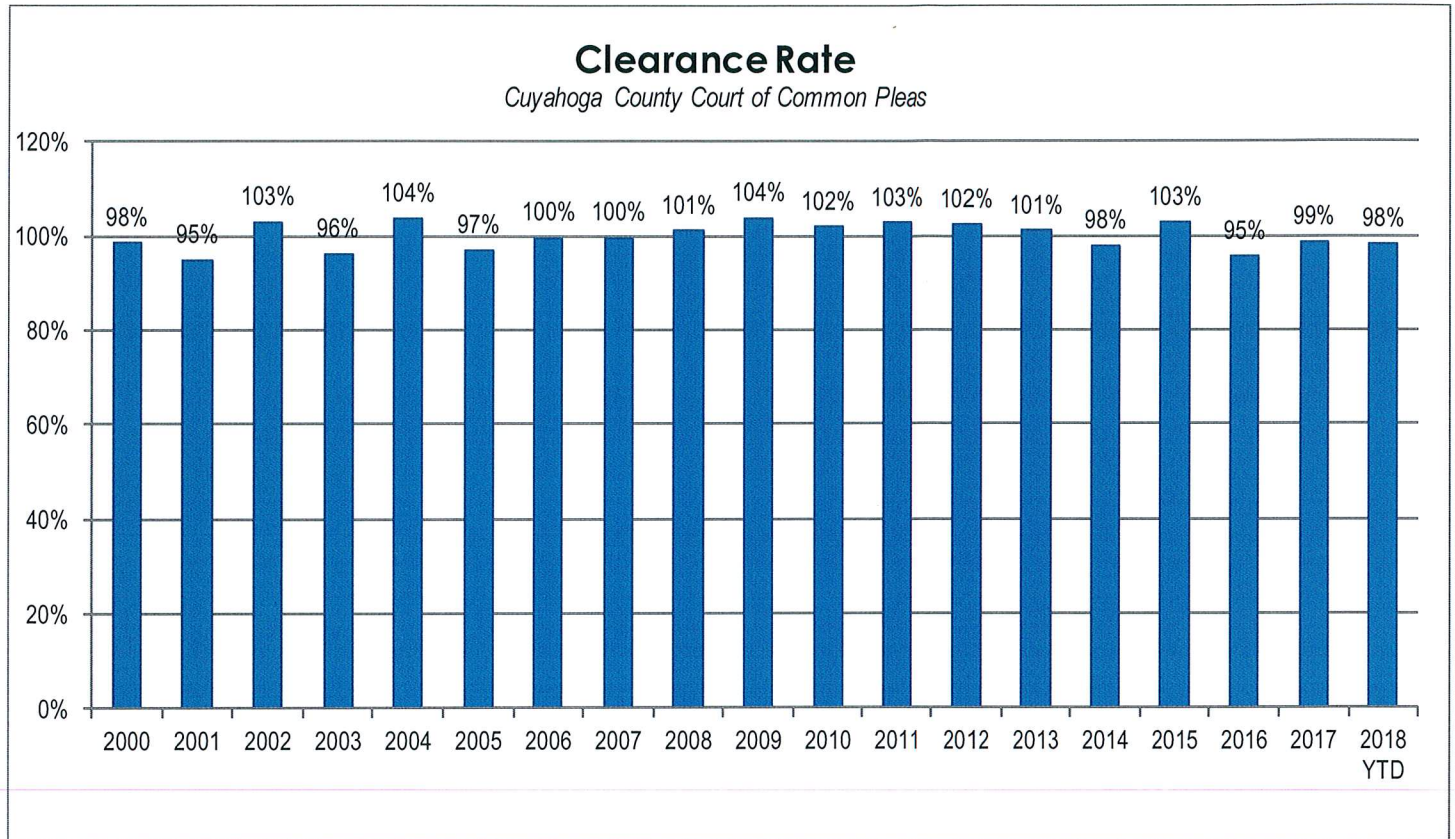
The following chart represents the total number of cases pending at the end of the reporting period from 2000 – February 2018. Pending criminal cases at the end of the period is determined by adding the total number of pending cases at the beginning of the reporting period, and all newly filed, re-activated and transferred in cases. The total number of cases terminated in the period is subtracted from the sum total pending at the beginning of the period to give the value pending at the end of the period.



# CUYAHOGA COUNTY COMMON PLEAS COURT

## Clearance Rate

The Clearance Rate is the total number of outgoing cases as a percentage of the number of incoming cases. Clearance rate measures whether the court is keeping up with its incoming caseload. If cases are not disposed in a timely manner, a backlog of cases awaiting disposition will grow. A Clearance Rate of 100% indicates that at least as many cases have been filed, reopened, or reactivated in a period have been disposed.



## ***Arrest to Disposition Timeline***

Arrest to disposition timeline is a method to measure how felony cases flow through the Cuyahoga County Criminal Justice System. By capturing how long a case takes to move from stage to stage, we can examine where problems may exist and where potential improvements in case processing can be made.

The source data was extracted from the Cuyahoga County Court of Common Pleas Case Management System. The overall population of sample data was based on cases terminated in a given month excluding cases that have gone through diversion programs. A case is defined as a defendant and all charges involved in a single incident. The period for the extracted data is from February 2018.

The stages examined were:

Arrest to Indictment

Indictment to Arraignment

Arraignment to 1<sup>st</sup> Pre-Trial

1<sup>st</sup> Pre-Trial to Plea/Trial

Plea/Trial to Termination

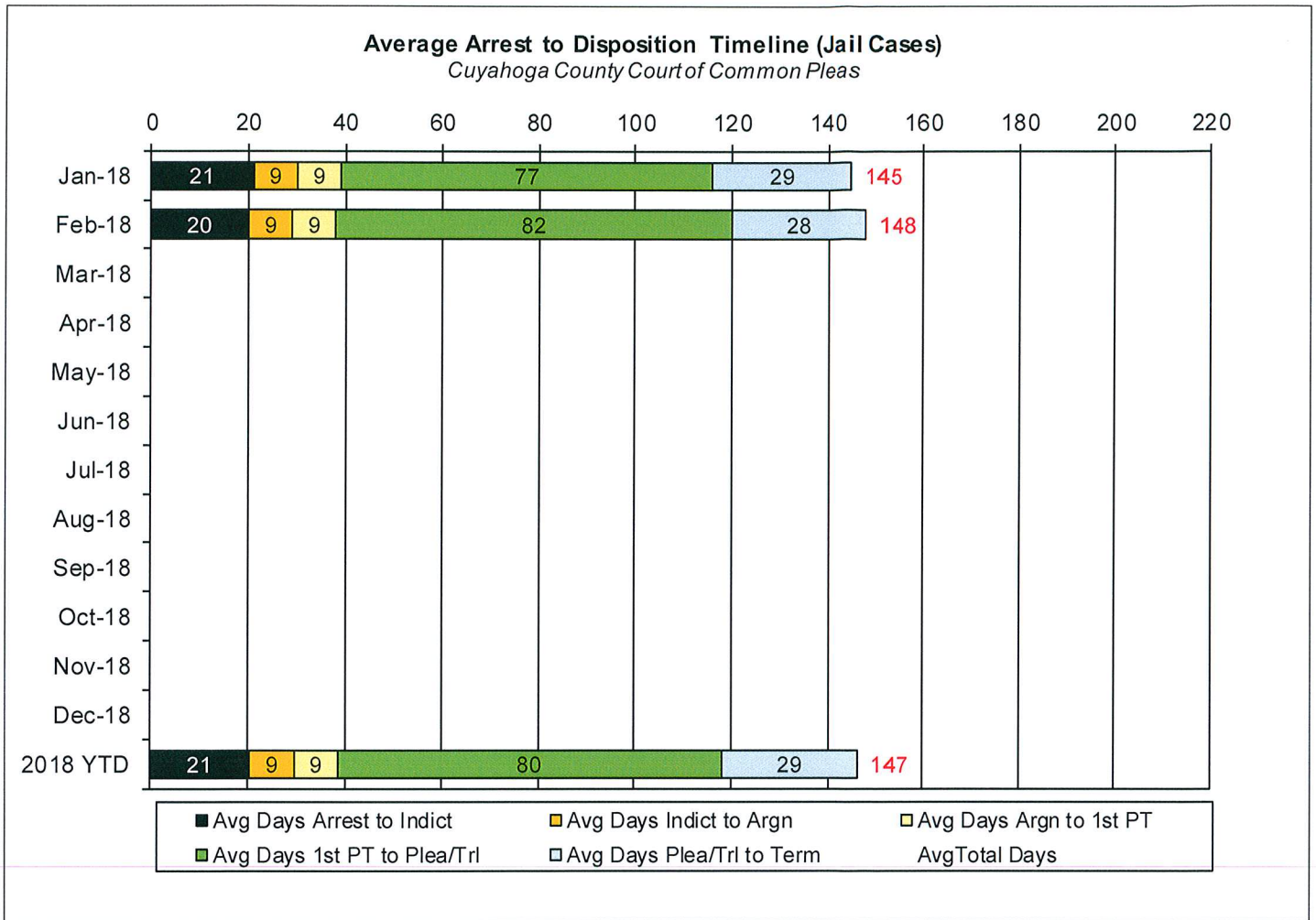
Due to the fact that each case may or may not have all of the stage date elements, a method to arrive at stage averages was applied. For a case to be included in the average for a stage there would need to be both dates for the given stage. A case would be included in the Arrest to Indictment stage if both arrest date and indictment date were available. This method was applied to each of the five stages. Next we calculated the total number of cases that met the date criteria for each of the ranges and also the total number of days between each date. To arrive at an average, the total number of days for each case in each range was calculated and divided by the total number of cases that met the date criteria. If a case had a time period or periods where the defendant was capiased or referred to the Psych Clinic, that amount of time was subtracted from the appropriate range. For re-indicted cases, the original arrest date is used.

The following three charts are for Jail, Non-Jail and combined Jail and Non-Jail cases. Jail and Non-Jail cases are defined by the posting of bond prior to plea or trial.



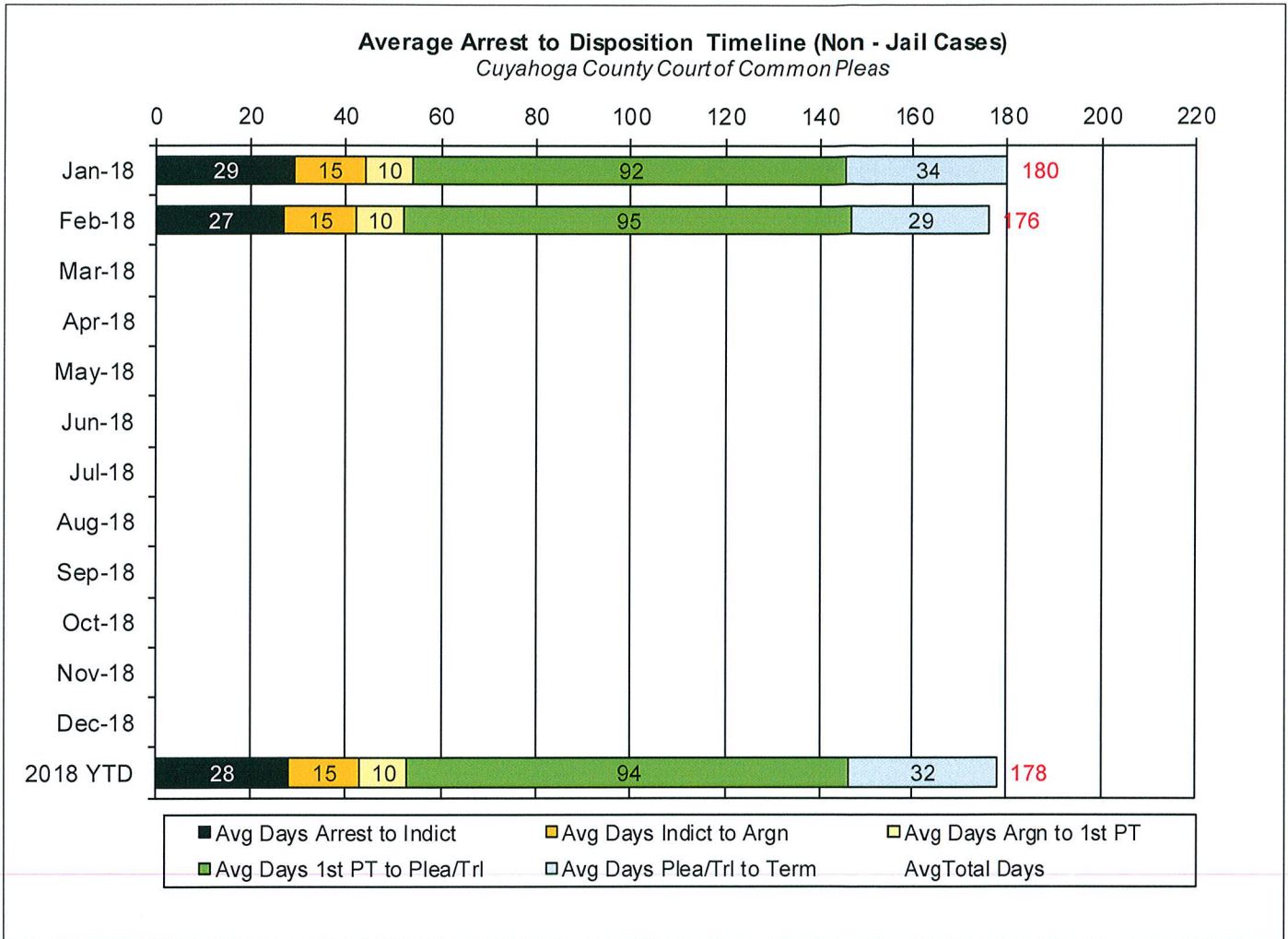
# CUYAHOGA COUNTY COMMON PLEAS COURT

## Average Arrest to Disposition Timeline (Jail Cases)



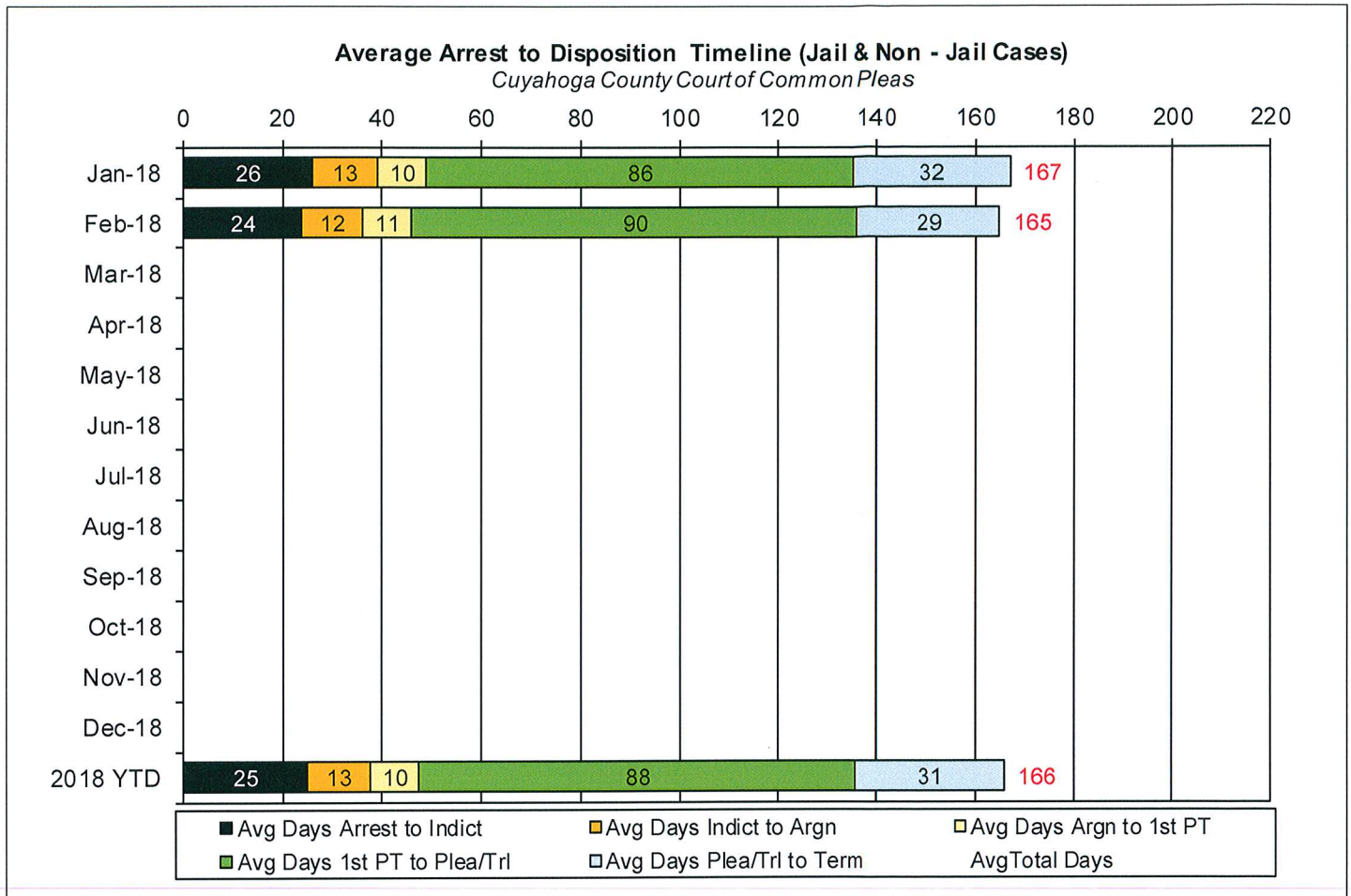
# CUYAHOGA COUNTY COMMON PLEAS COURT

## Average Arrest to Disposition Timeline (Non-Jail Cases)



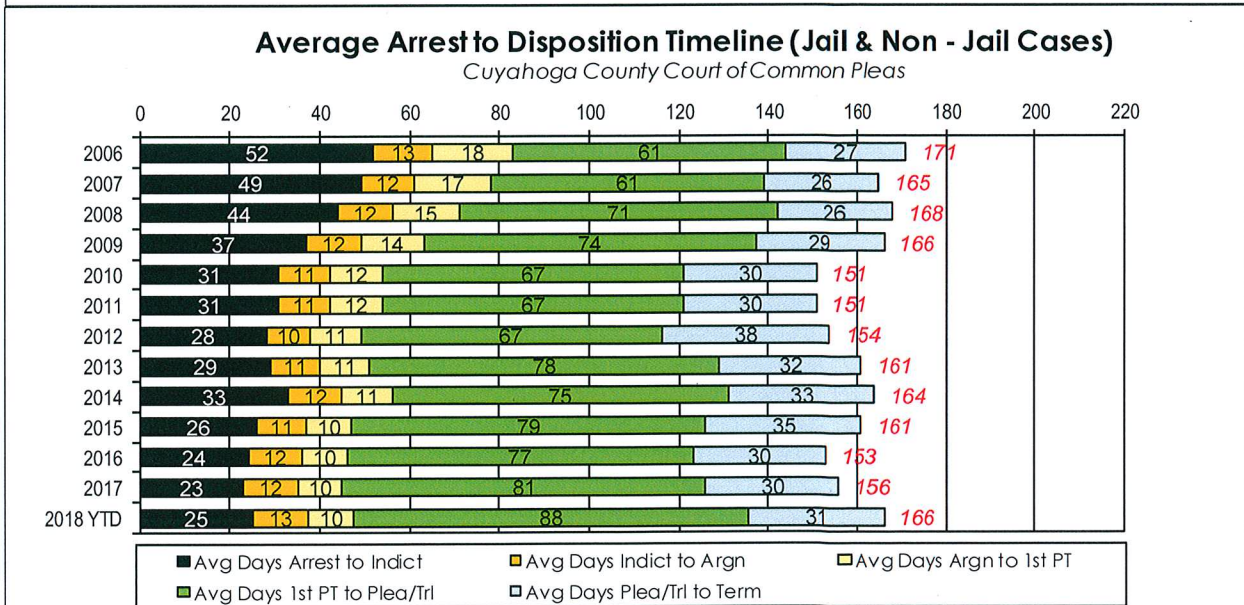
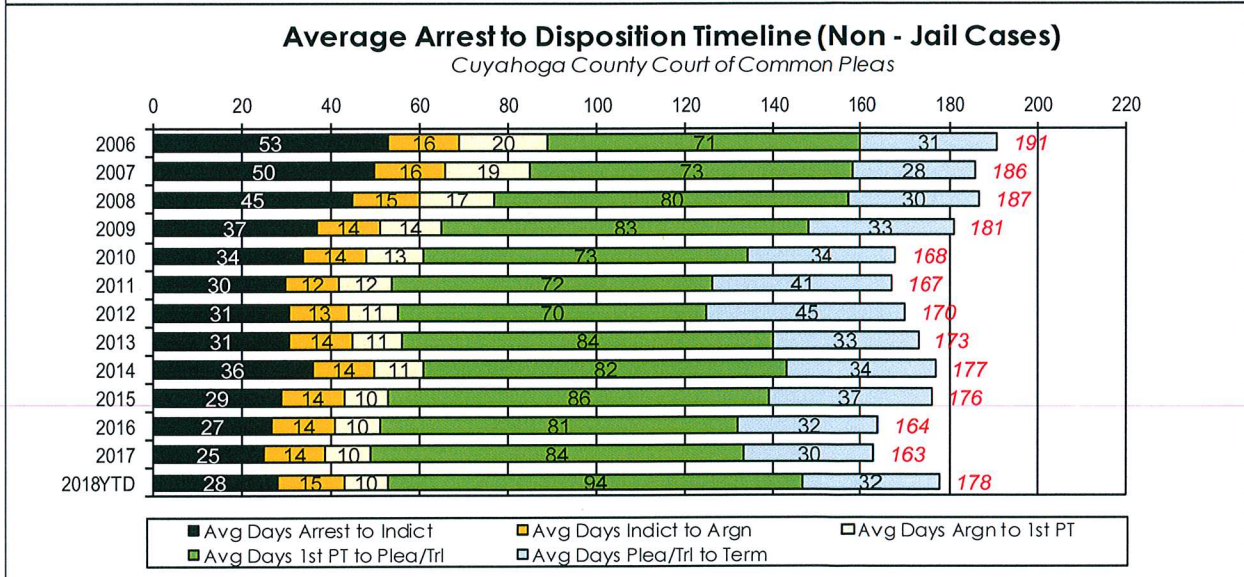
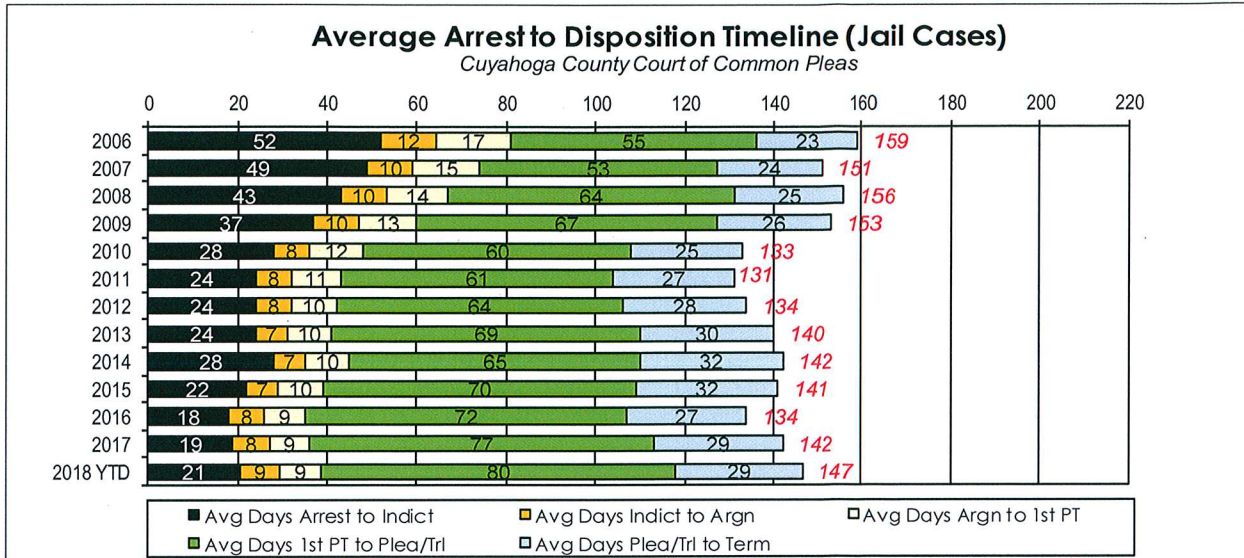
# CUYAHOGA COUNTY COMMON PLEAS COURT

## Average Arrest to Disposition Timeline (Jail and Non-Jail Cases)



# CUYAHOGA COUNTY COMMON PLEAS COURT

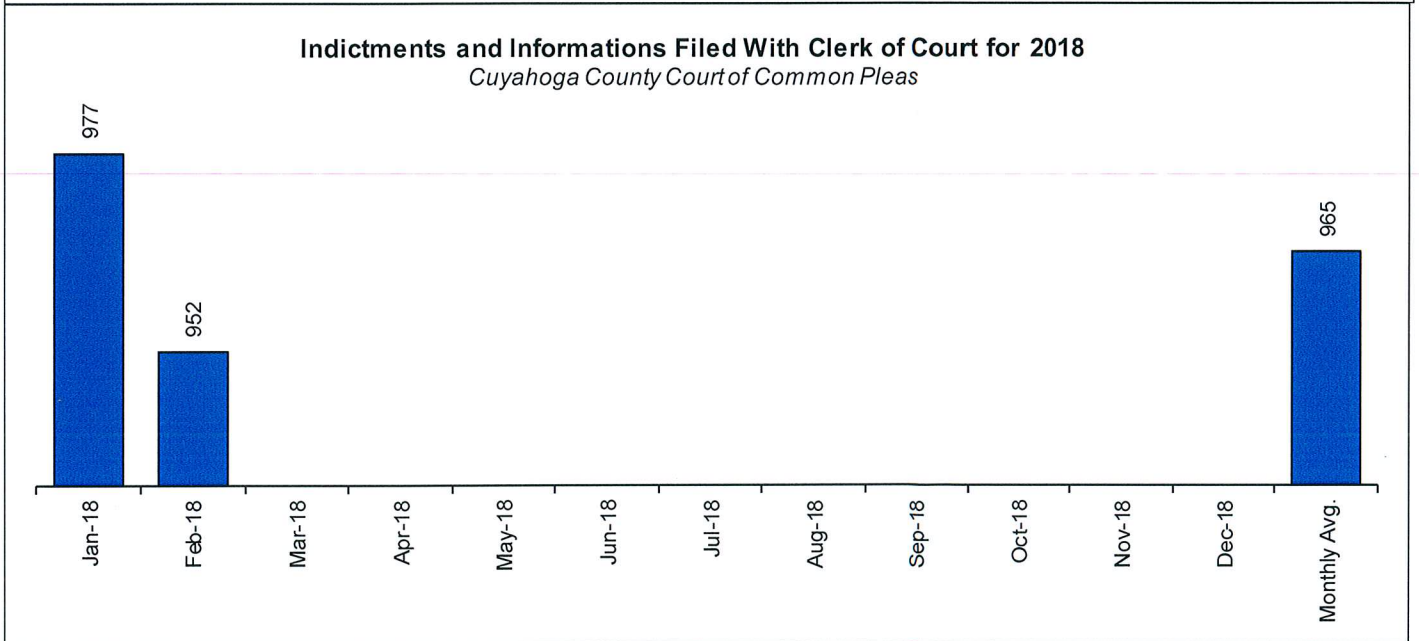
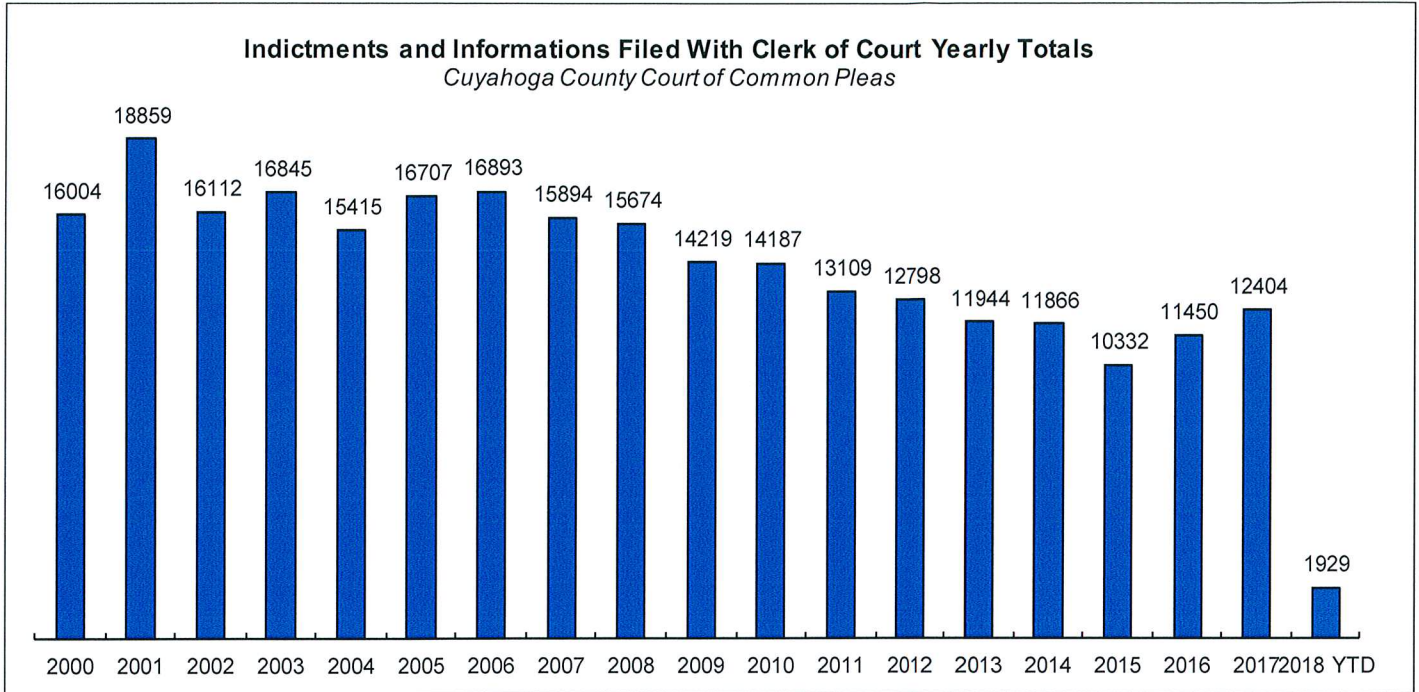
## Yearly Average Arrest to Disposition Timeline



# CUYAHOGA COUNTY COMMON PLEAS COURT

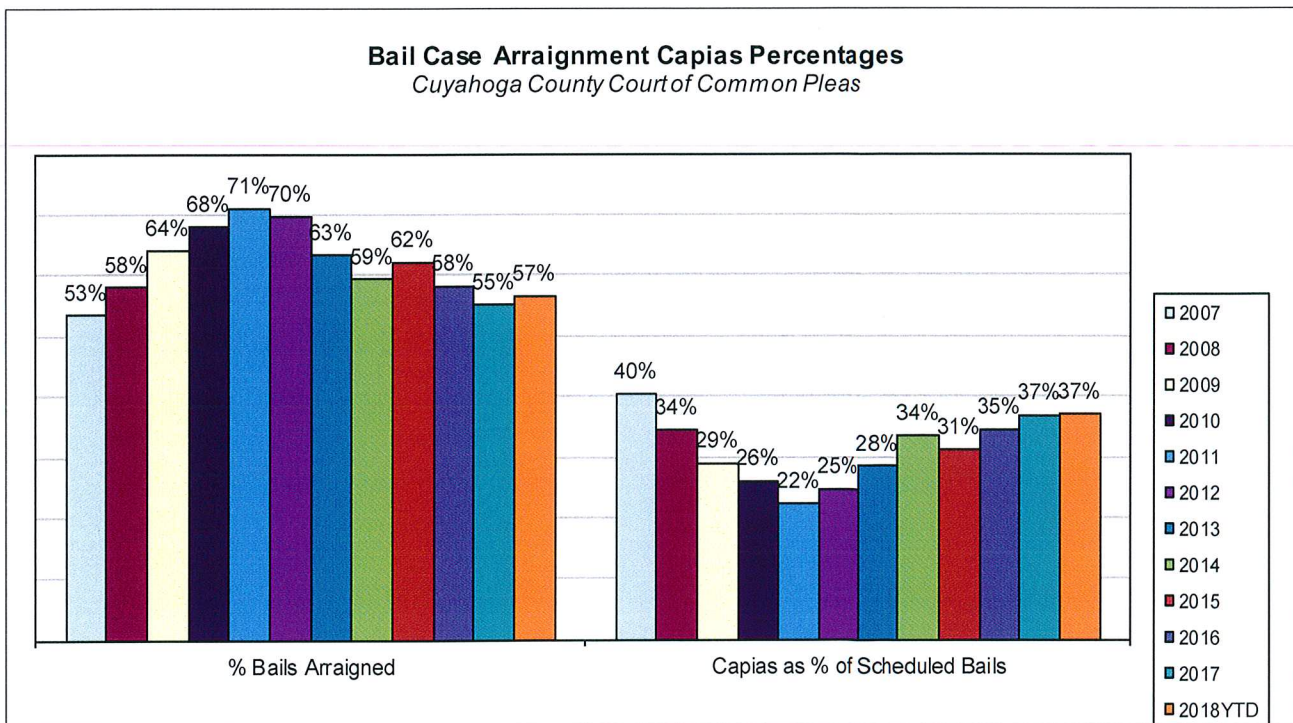
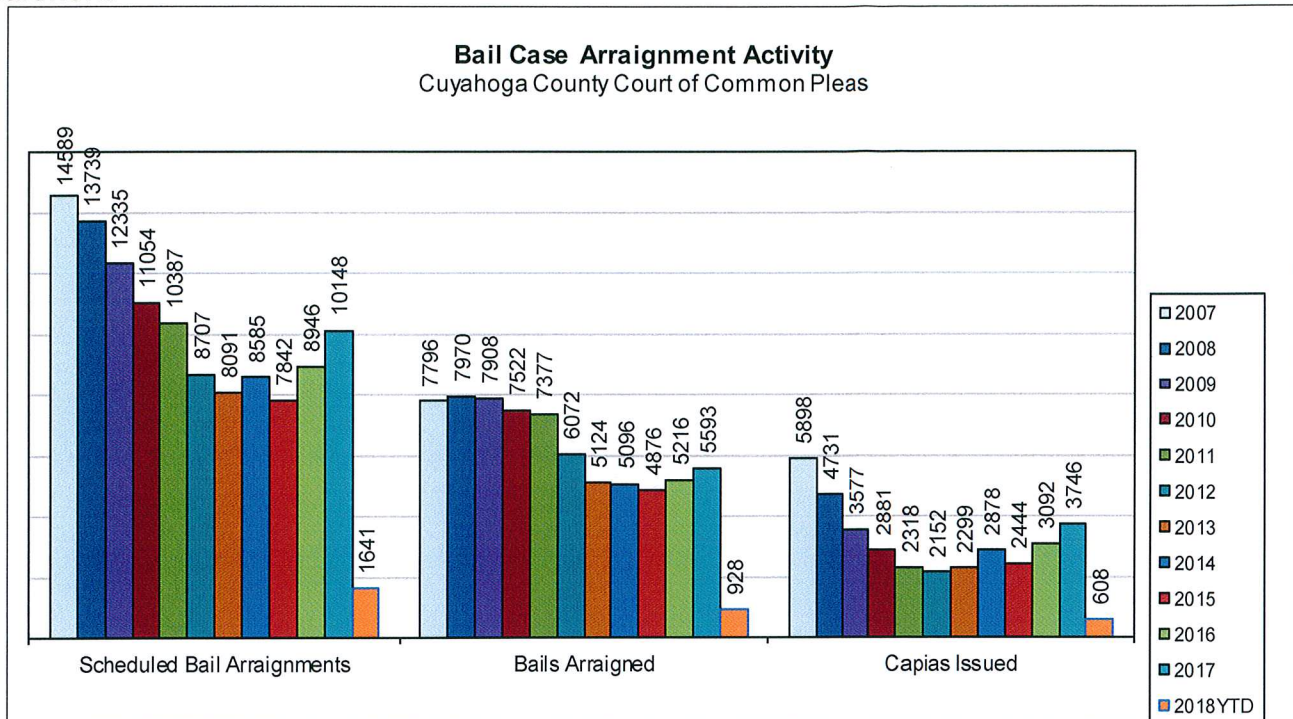
## **Indictments and Informations Filed With the Clerk of Courts**

The following charts are reflective of Indictments and Informations filed with the Criminal Clerk of Courts from 2000. The source for this information was the Criminal Clerk's Office.



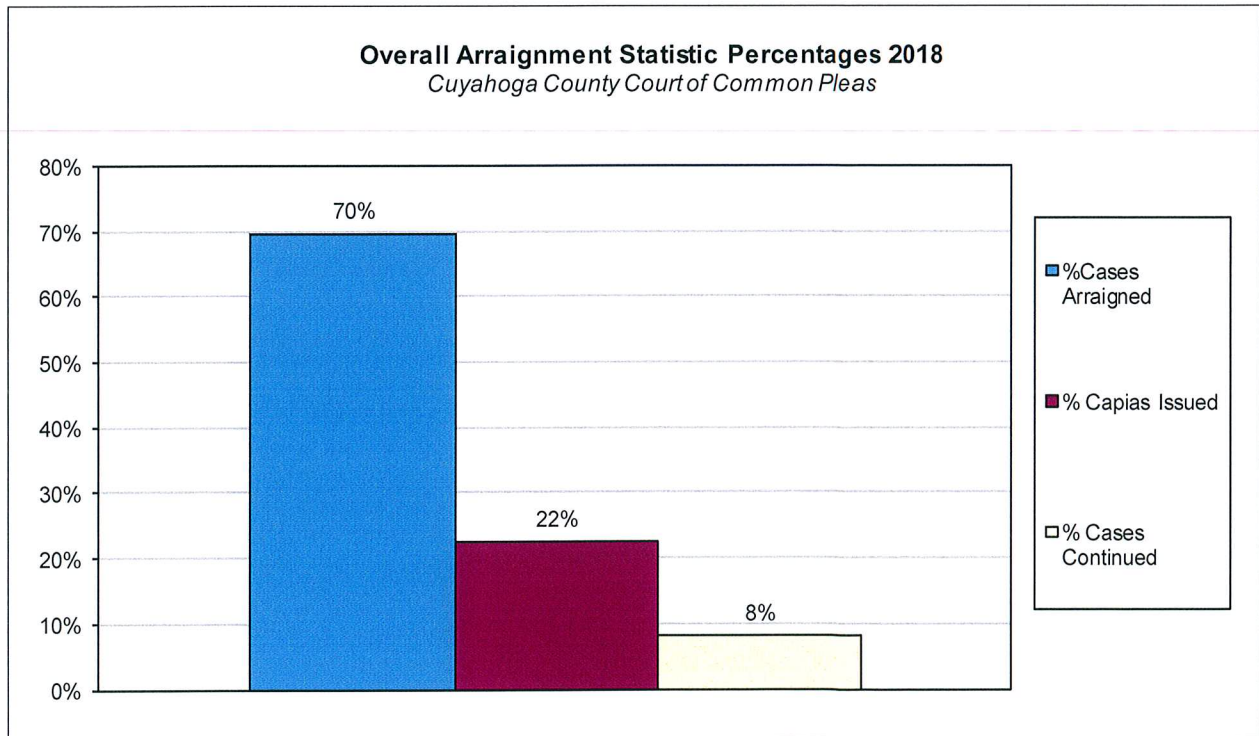
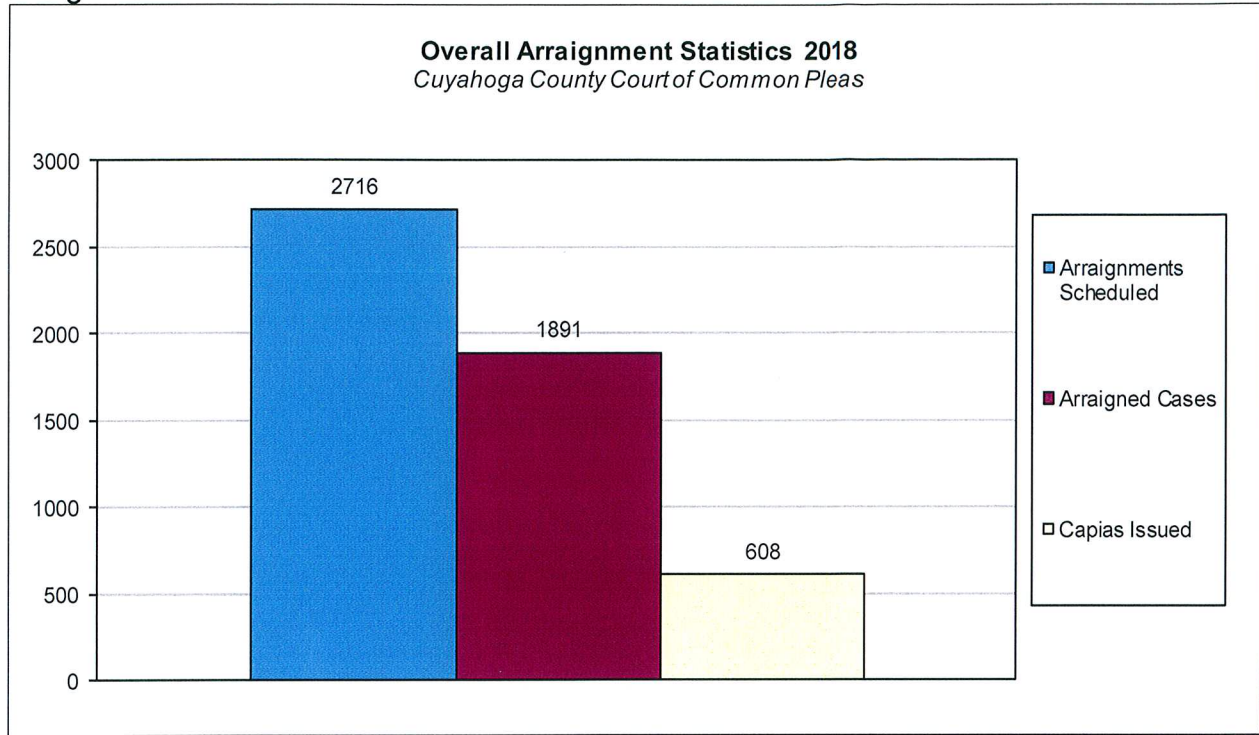
## Bail Case Arraignment Activity

The following charts are reflective of arraignment activity where the defendant was not incarcerated at the time of arraignment. The source for this information was the Criminal Records Department.



## Overall Arraignment Statistics

The arraignment statistics were provided by the Criminal Records Department. They are provided to give a representation of arraignment activity in the Court in 2018. These statistics include jail and non – jail arraignments.



# Judicial Foreclosure Statistics<sup>1</sup>

---


<sup>1</sup> For clarification purposes, Foreclosure cases in this report are identified as Judicial Foreclosure filings (filing codes 1460 (Foreclosure Marsh. Of Lien), 1465(Tax Lien), 1466 (Tax Certificate), 1470 (Quiet Title), and 1480 (Partition)). These cases are different from Board of Revision Foreclosures, which are not reported here.



# CUYAHOGA COUNTY COMMON PLEAS COURT

## **Total Pending Judicial Foreclosure Cases Referred to Magistrates**

The following chart is a display of the total number of pending Judicial Foreclosure cases referred to the Magistrates on specific dates. The table below shows the number of these cases pending from each year since 2000.




	As of:	2/8/2018	3/8/2018											
Year														
1992		1	1											
2000		0	0											
2001		0	0											
2002		0	0											
2003		0	0											
2004		0	0											
2005		0	0											
2006		1	0											
2007		1	1											
2008		0	0											
2009		1	1											
2010		0	1											
2011		2	3											
2012		5	6											
2013		3	5											
2014		18	16											
2015		62	59											
2016		263	204											
2017		2498	2149											
2018		407	878											
<b>Total</b>		<b>3262</b>	<b>3324</b>											

# CUYAHOGA COUNTY COMMON PLEAS COURT

## **Total Pending Tax Lien & Certificate Cases Referred to Magistrates**

The following chart is a display of the number of pending tax Judicial Foreclosure cases referred to the Magistrates on specific dates. The table below shows the number of pending tax Judicial Foreclosure cases in each year since 2000.




	As of:	2/8/2018	3/8/2018										
Year													
2000		0	0										
2001		0	0										
2002		0	0										
2003		0	0										
2004		0	0										
2005		0	0										
2006		1	0										
2007		0	0										
2008		0	0										
2009		1	1										
2010		0	1										
2011		1	2										
2012		3	4										
2013		1	1										
2014		5	4										
2015		9	9										
2016		31	21										
2017		675	581										
2018		9	232										
<b>Total</b>		<b>736</b>	<b>856</b>										

# CUYAHOGA COUNTY COMMON PLEAS COURT

## **Percentage of Pending Judicial Foreclosure Cases By Filing Year**

The following chart is a representation of the total number of pending Judicial Foreclosure cases by filing year expressed as a percentage on a specific date. The table below is the supporting data for this chart.

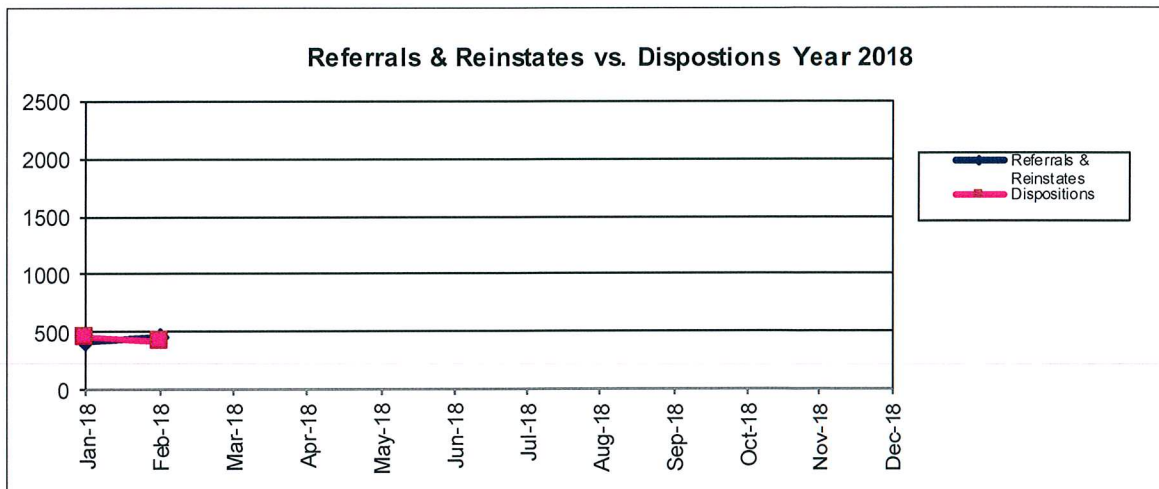
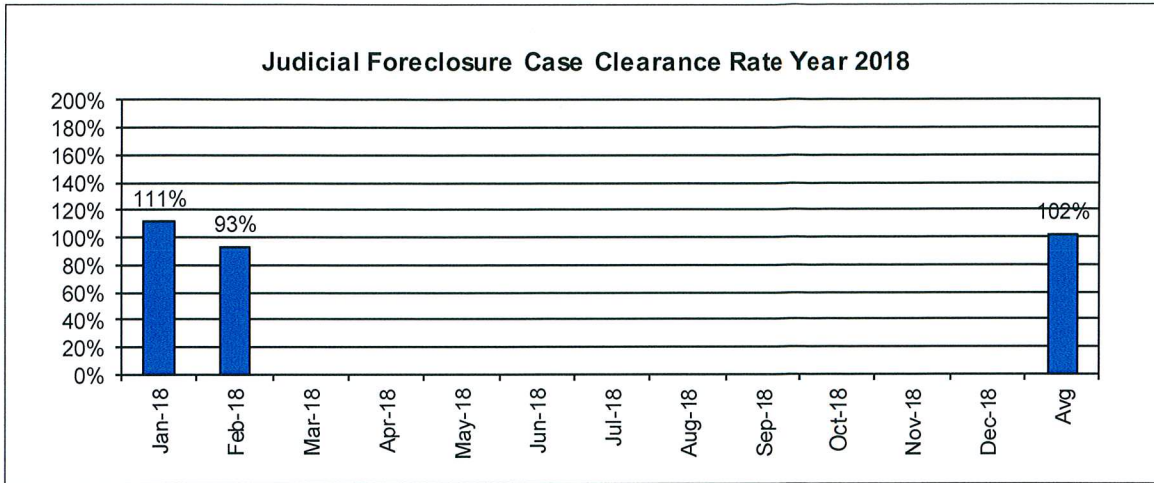


	As of:	3/8/2018	% of Total
Year			
1992		1	0.03%
2000		0	0.00%
2001		0	0.00%
2002		0	0.00%
2003		0	0.00%
2004		0	0.00%
2005		0	0.00%
2006		0	0.00%
2007		1	0.03%
2008		0	0.00%
2009		1	0.03%
2010		1	0.03%
2011		3	0.09%
2012		6	0.18%
2013		5	0.15%
2014		16	0.48%
2015		59	1.77%
2016		204	6.14%
2017		2149	64.65%
2018		878	26.41%
<b>Total</b>		<b>3324</b>	<b>100.00%</b>

# CUYAHOGA COUNTY COMMON PLEAS COURT

## Judicial Foreclosure Clearance Rate Year 2018

The Clearance Rate is the number of outgoing cases as a percentage of the number of incoming cases. Clearance rate measures whether the court is keeping up with its incoming caseload. If cases are not disposed in a timely manner, a backlog of cases awaiting disposition will grow. A Clearance Rate of 100% indicates that at least as many cases as have been filed, reopened, or reactivated in a period have been disposed.

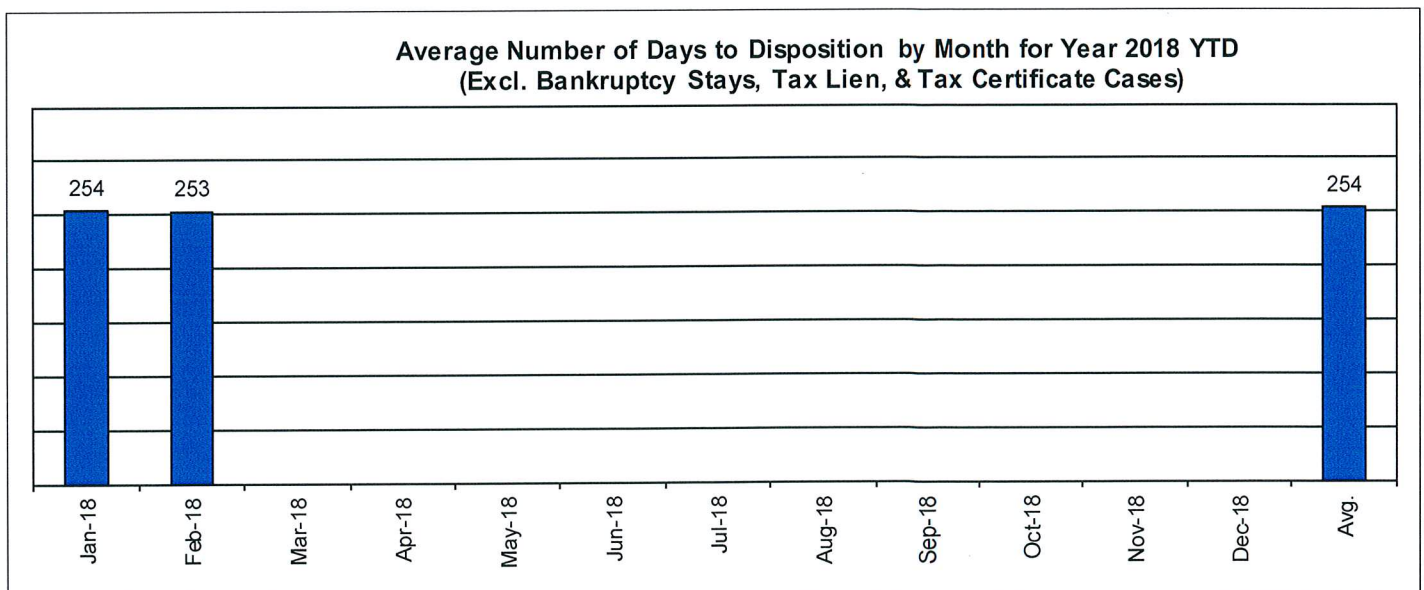
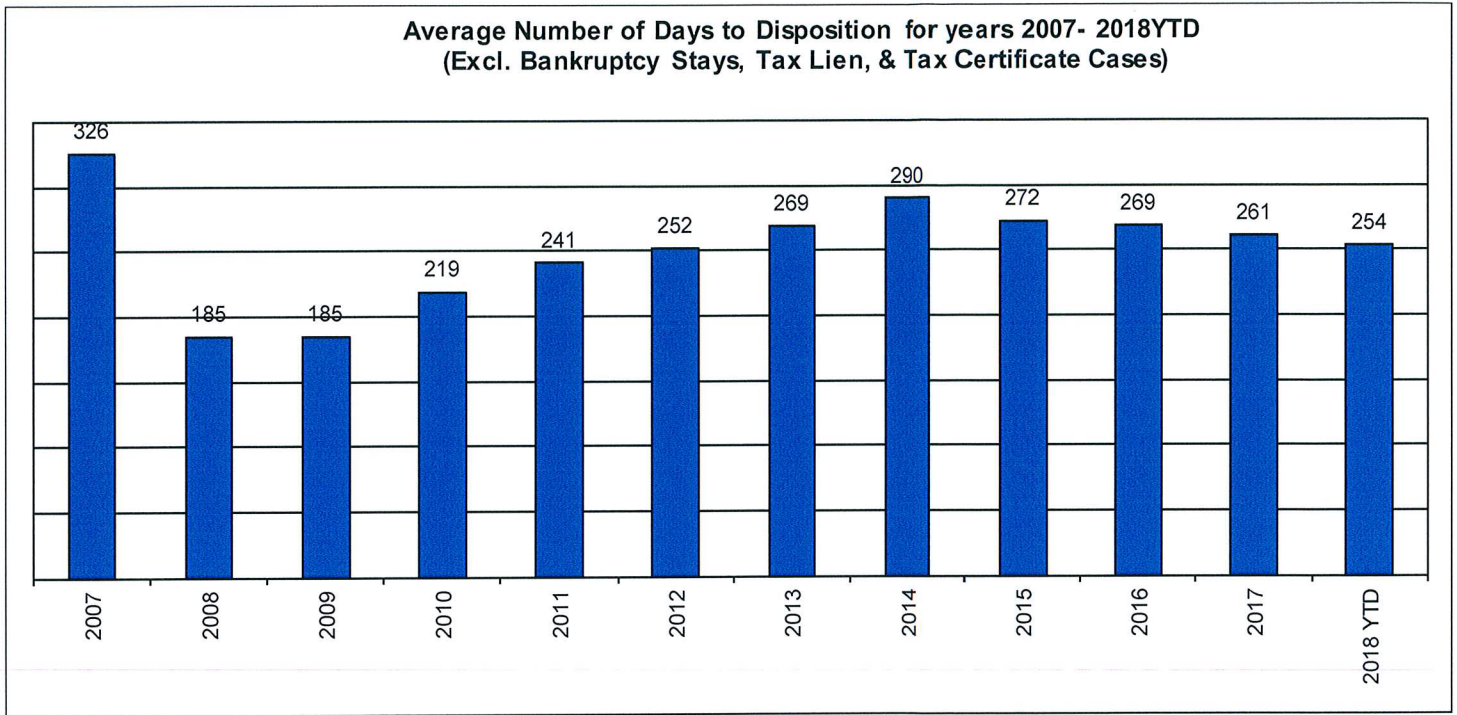


	Referrals & Reinstates	Dispositions	Clearance Rate
Jan-18	412	459	111%
Feb-18	454	422	93%
Mar-18			
Apr-18			
May-18			
Jun-18			
Jul-18			
Aug-18			
Sep-18			
Oct-18			
Nov-18			
Dec-18			
Avg	433	441	102%
Total	866	881	

# CUYAHOGA COUNTY COMMON PLEAS COURT

## **Avg. Number of Days to Disp. (Excl. Bank. Stays & Tax Lien & Tax Cert.)**

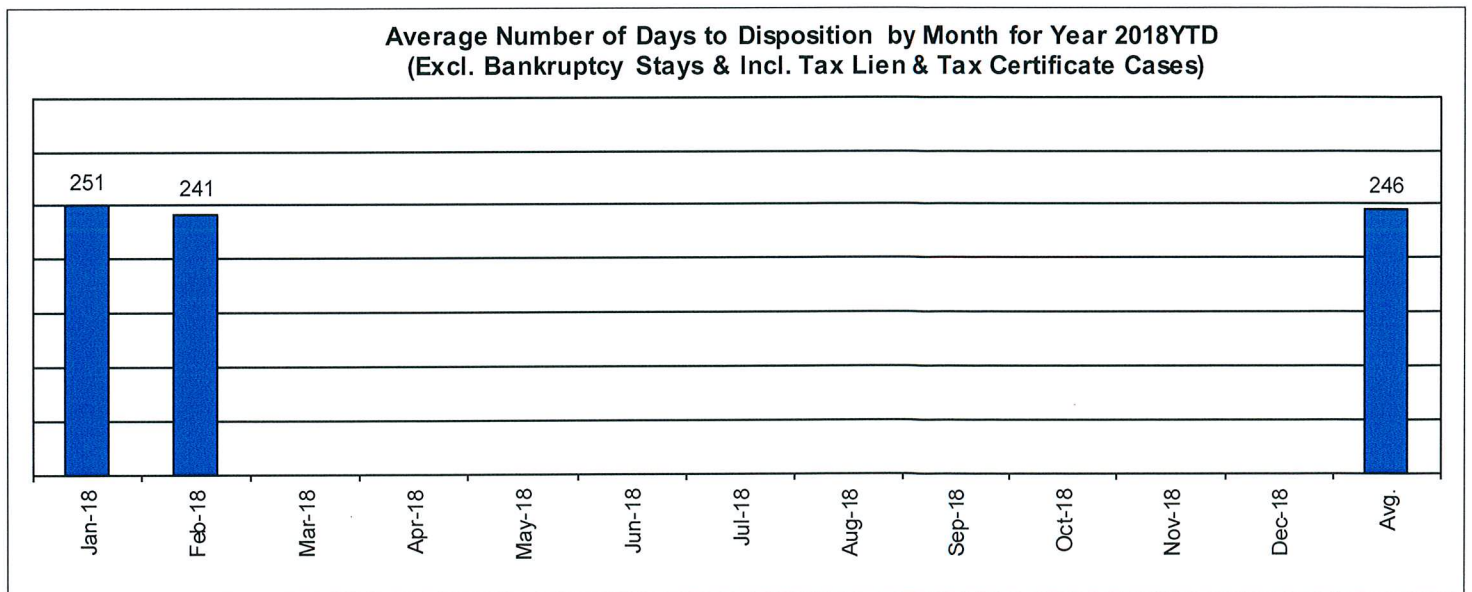
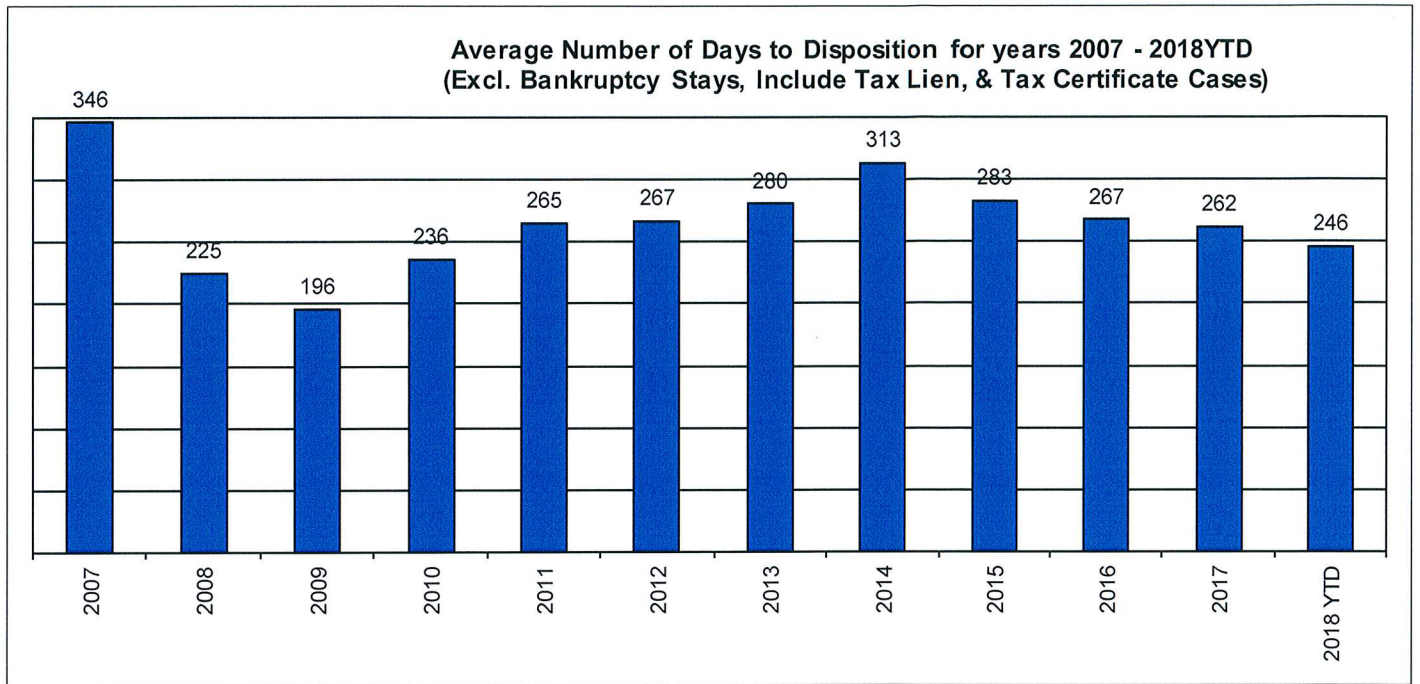
The average number of days to disposition is the number of days from filing to a final disposition entry being filed with the Clerk of Court. The data sample is based on all judicial foreclosure cases terminated by decree or dismissal (cases terminated by bankruptcy are not included) in a month. Each case is examined to determine the number of days between filing and termination with the periods that a case may have been in bankruptcy subtracted. Adding the total days of all of the cases minus bankruptcy periods and dividing by the total number of cases calculates the average. In the following chart, tax judicial foreclosure cases are excluded.



# CUYAHOGA COUNTY COMMON PLEAS COURT

## **Avg. Number of Days to Disp. (Excl. Bank. Stays & Incl. Tax Lien & Tax Cert.)**

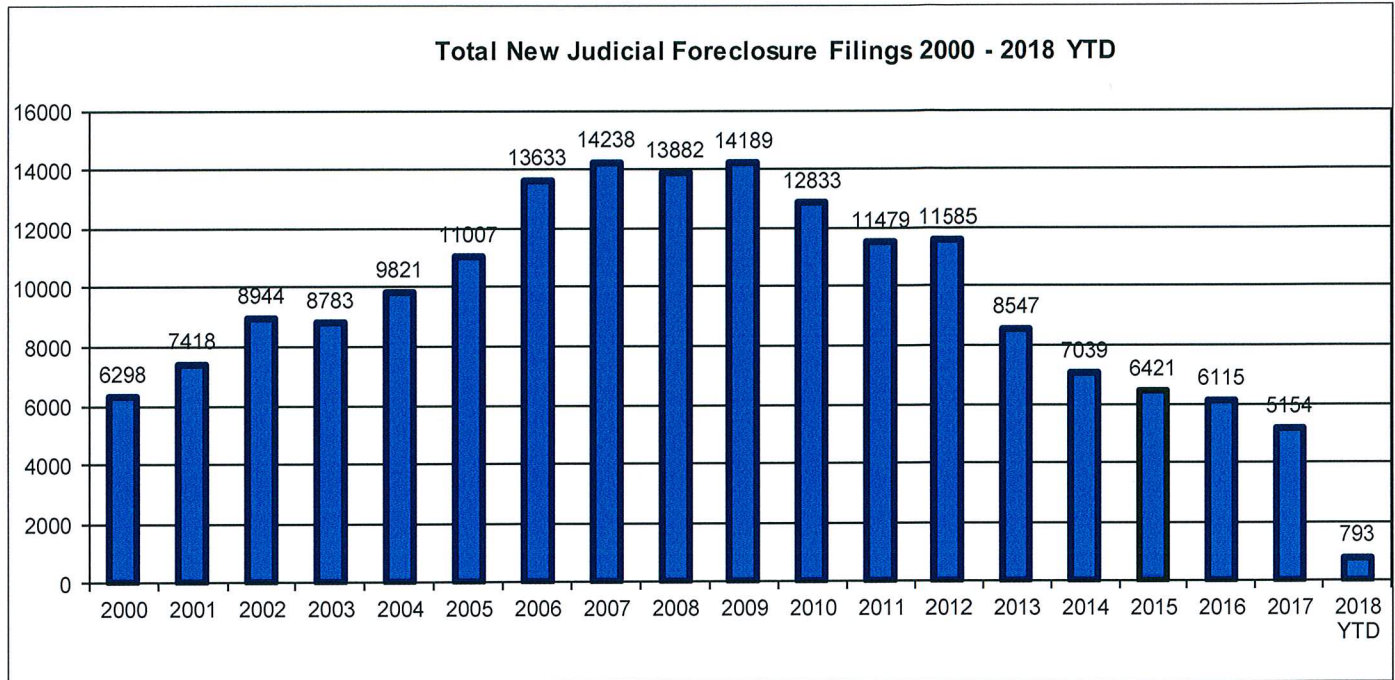
The average number of days to disposition is the number of days from filing to a final disposition entry being filed with the Clerk of Court. The data sample is based on all Judicial Foreclosure cases terminated by decree or dismissal (cases terminated by bankruptcy are not included) in a month. Each case is examined to determine the number of days between filing and termination with the periods that a case may have been in bankruptcy subtracted. Adding the total days of all of the cases minus bankruptcy periods and dividing by the total number of cases calculates the average. In the following chart, all types of Judicial Foreclosure cases are included.



## Total New Judicial Foreclosure Filings

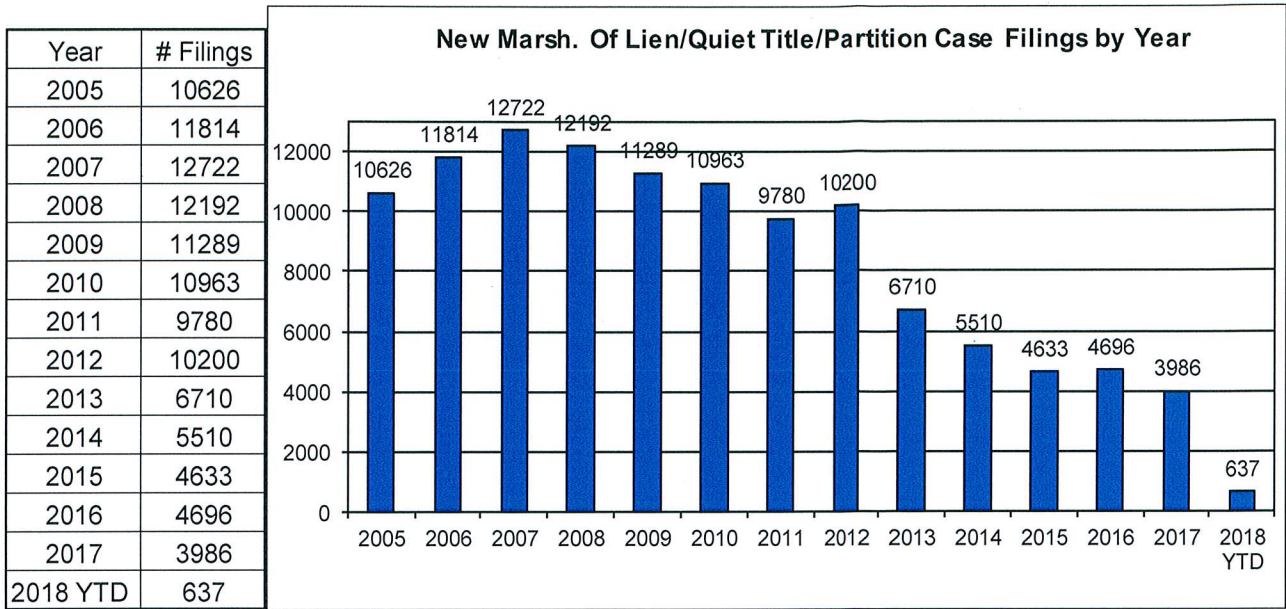
The following charts are provided as a historical view of new judicial foreclosure filings.

1. Total New Judicial Foreclosure Filings from 2000 – 2018 by year
2. Total New Marsh of Lien/Quiet Title/Partition Filings from 2005 – 2018 by month
3. Total New Tax Lien & Tax Certificate Filings for 2005 – 2018 by month
4. Total New Judicial Foreclosure Filings from 2005 – 2018 by month

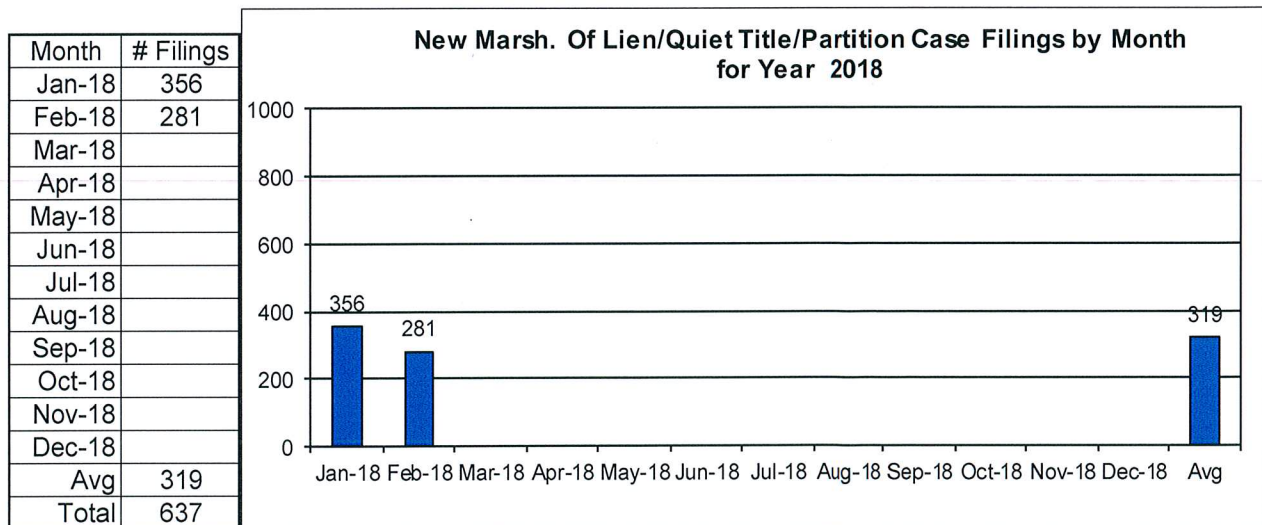


# CUYAHOGA COUNTY COMMON PLEAS COURT

## New Marsh of Lien/Quiet Title/Partition Case Filings for Years 2005 – 2018 YTD



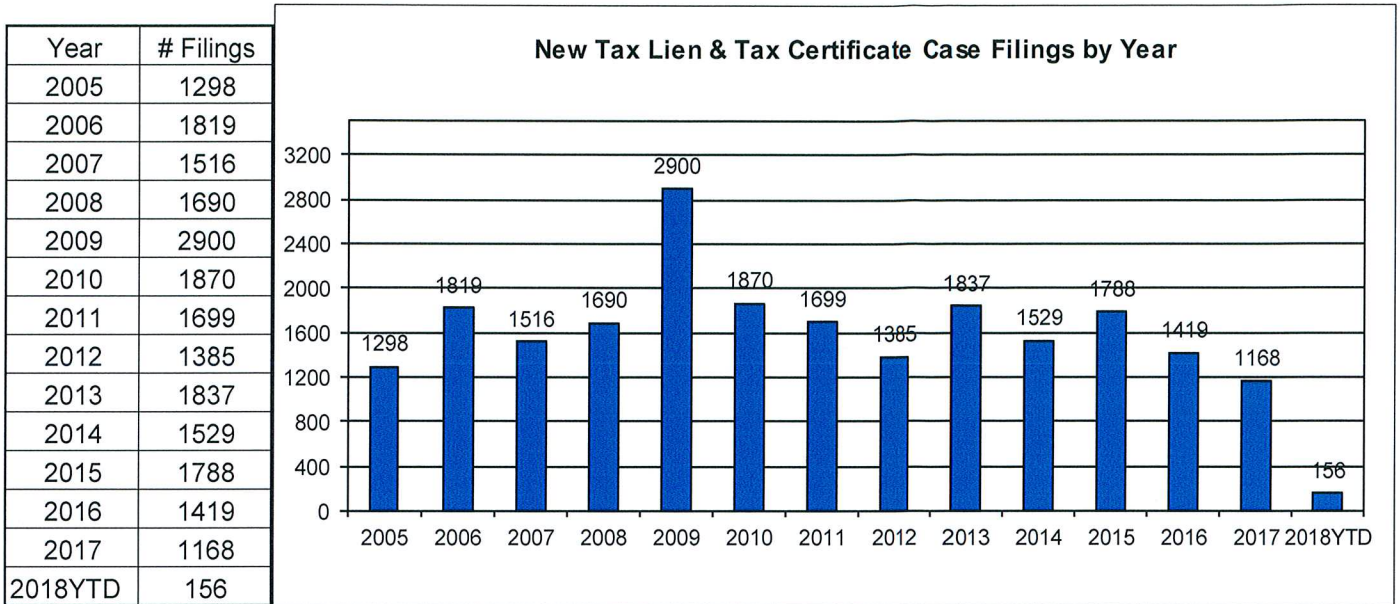
## New Marsh of Lien/Quiet Title/Partition Case Filings by month for 2018 YTD



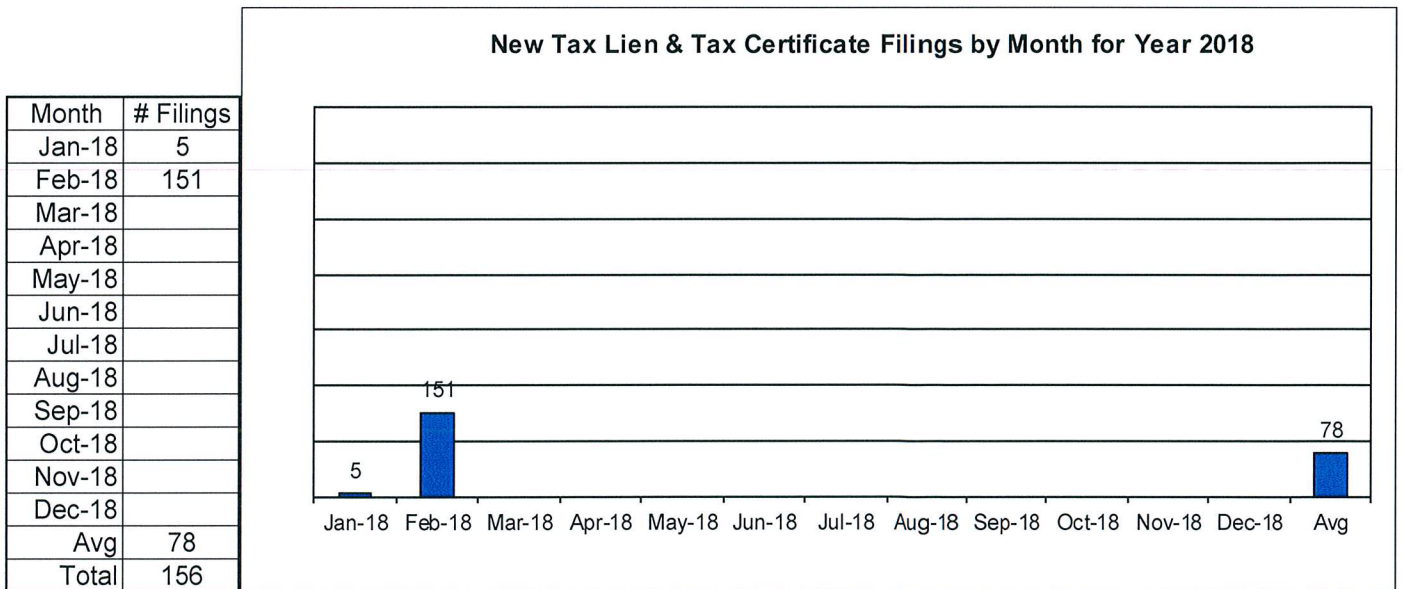


# CUYAHOGA COUNTY COMMON PLEAS COURT

## New Tax Lien & Certificate Filings for Years 2005 – 2018 YTD



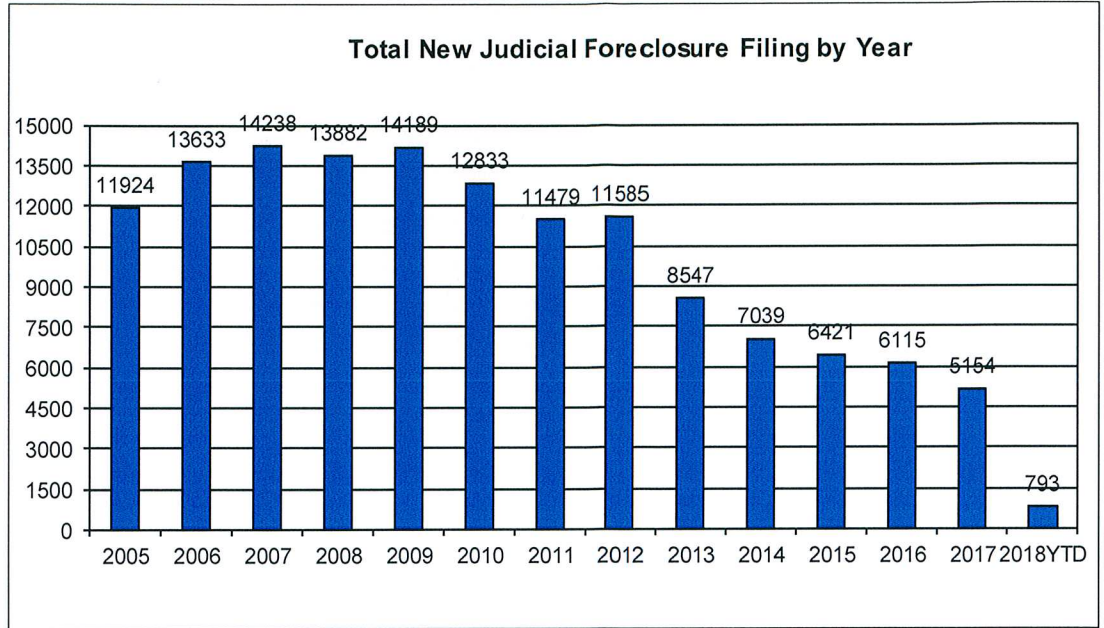
## New Tax Lien & Certificate Filings by Month for Year 2018 YTD



# CUYAHOGA COUNTY COMMON PLEAS COURT

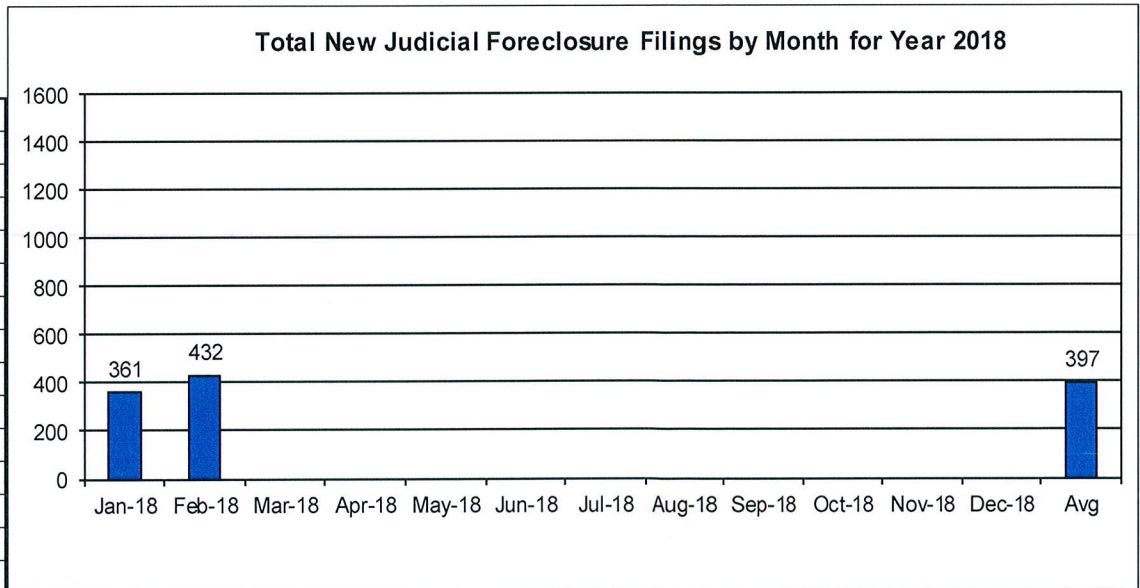
## Total New Judicial Foreclosure Filings Years 2005 – 2018 YTD

Year	# Filings
2005	11924
2006	13633
2007	14238
2008	13882
2009	14189
2010	12833
2011	11479
2012	11585
2013	8547
2014	7039
2015	6421
2016	6115
2017	5154
2018 YTD	793



## Total New Judicial Foreclosure Filings by Month for Year 2018 YTD

Month	# Filings
Jan-18	361
Feb-18	432
Mar-18	
Apr-18	
May-18	
Jun-18	
Jul-18	
Aug-18	
Sep-18	
Oct-18	
Nov-18	
Dec-18	
Avg	397
Total	793



***Magistrate's Monthly Reports***

The Magistrates' Monthly Report consists of 5 reports. Below is a description of each.

**Magistrate's Monthly Supplemental Journal Entry Report (R415)**

Retrieves total number of supplemental entries and Decrees of Confirmation of Sheriff's sale created during a specific period. A supplemental entry is any journal created by a magistrate, which does not close out a case. For example, any magistrate's order (MG) setting a hearing, any journal entry (JE) ruling on a motion, journals confirming Sheriff's sales, etc.).

**Magistrate's Full Disposition Count by Magistrate Report (R413)**

Retrieves total number of cases disposed of during a specific period. The dispositions are grouped by Magistrate and then broken down by the type of disposition (i. e. Default, Dismissed with Prejudice, Dismissed without Prejudice, etc.) This report can be printed three different ways. Including tax cases (Full Dispositions), excluding tax cases (Non-Tax Dispositions), and Tax cases only (Tax Dispositions).

**Magistrate's Monthly Cases Referred/Reinstated Report (R418)**

Retrieves newly filed cases referred to the Magistrates Dept. and cases previously disposed by the Magistrates Dept. that are reinstated and re-referred to the magistrates. The cases are separated by Tax (filing code 1465; Tax Judicial Foreclosure & 1466; Tax Certificate Judicial Foreclosure) and Non-Tax (1460; Judicial Foreclosure Marsh. Of Lien, 1480; Partition, 1470; Quiet Title, misc. (i. e. 1391; Contract Other, etc.).

**Magistrate's Monthly Hearing Totals Report (R3146)**

Retrieves total number of hearings held during one month. The hearings are grouped by Magistrate and then broken down by what type hearing was held (i. e. Default, Pretrial, etc.).

**Magistrate's Monthly Case Load Report (R3147)**

Retrieves individual caseload totals for individual magistrates during a specific period. The cases are grouped by magistrate and then broken down by case type (i. e. tax judicial foreclosure, tax certificate judicial foreclosure and non-tax judicial foreclosure).

CUYAHOGA COUNTY COURT OF COMMON PLEAS

DATE: 03/08/2018  
TIME: 8:58 AM

OFFICE OF THE MAGISTRATES  
MAGISTRATE'S MONTHLY SUPPLEMENTALS BY CASE  
REPORTING PERIOD: FEBRUARY 2018

PAGE: 1  
CMSR415D

---

**SUPPLEMENTALS**

AUGUSTYN	149
BAKER	245
BUCHA	127
DAY	224
DYKE	184
GONZALEZ	189
HIPPLEY	147
JACKSON	205
KLEIN	200
LUCAS	229
VOZAR	194
WEISS	189
UNACCOUNTED FOR	0

**TOTAL** 2282

**CONFIRMATIONS**

**TOTAL** 0

CUYAHOGA COUNTY COURT OF COMMON PLEAS

OFFICE OF THE MAGISTRATES

Full Disposition Count by Magistrate

REPORTING PERIOD: FROM 02/01/2018 TO 02/28/2018

DATE: 03/08/2018

TIME: 8:59 AM

PAGE: 1

CMSR413

MagID	Dispose Type	Tax Cert.	Tax Treas.	Total
KCA	Bank	0	0	1
	Def	0	0	8
	Dism	0	0	5
	Ref. Vacate	0	0	0
	Court Trial	0	0	0
	Other	0	2	4
	<b>MAG'S TOTAL</b>		<b>0</b>	<b>2</b>

Decrees	244
Defaults	142
Other	102
Court Trial	0
Dismissals	155
Bankruptcy	23
Ref. Vacated	0
<b>Grand Total</b>	<b>422</b>

GDB	Bank	0	1	3
	Def	0	0	15
	Dism	0	0	9
	Ref. Vacate	0	0	0
	Court Trial	0	0	0
	Other	0	4	6
	<b>MAG'S TOTAL</b>		<b>0</b>	<b>5</b>

SMB	Bank	0	0	0
	Def	0	0	11
	Dism	0	0	6
	Ref. Vacate	0	0	0
	Court Trial	0	0	0
	Other	0	3	5
	<b>MAG'S TOTAL</b>		<b>0</b>	<b>3</b>

CED	Bank	0	0	2
	Def	0	0	16
	Dism	0	2	17
	Ref. Vacate	0	0	0
	Court Trial	0	0	0
	Other	0	8	11
	<b>MAG'S TOTAL</b>		<b>0</b>	<b>10</b>

JTD	Bank	0	2	3
	Def	0	1	18
	Dism	1	1	17
	Ref. Vacate	0	0	0
	Court Trial	0	0	0
	Other	0	5	7
	<b>MAG'S TOTAL</b>		<b>1</b>	<b>9</b>

TG	Bank	0	0	2
	Def	1	0	7
	Dism	0	5	11
	Ref. Vacate	0	0	0
	Court Trial	0	0	0
	Other	0	3	7
	<b>MAG'S TOTAL</b>		<b>1</b>	<b>8</b>

KH	Bank	0	1	2
	Def	0	0	10
	Dism	0	2	8
	Ref. Vacate	0	0	0
	Court Trial	0	0	0
	Other	0	11	19
	<b>MAG'S TOTAL</b>		<b>0</b>	<b>14</b>

ARJ	Bank	0	0	3
	Def	0	0	6
	Dism	0	1	12

DATE: 03/08/2018  
TIME: 8:59 AM

CUYAHOGA COUNTY COURT OF COMMON PLEAS  
OFFICE OF THE MAGISTRATES  
**Full Disposition Count by Magistrate**  
REPORTING PERIOD: FROM 02/01/2018 TO 02/28/2018

PAGE: 2  
CMSR413

---

MagID	Dispose Type	Tax Cert.	Tax Treas.	Total
	Ref. Vacate	0	0	0
	Court Trial	0	0	0
	Other	1	6	10
	<b><u>MAG'S TOTAL</u></b>	<b>1</b>	<b>7</b>	<b><u>31</u></b>
<hr/>				
MK				
	Bank	0	0	1
	Def	0	0	15
	Dism	0	2	12
	Ref. Vacate	0	0	0
	Court Trial	0	0	0
	Other	0	6	9
	<b><u>MAG'S TOTAL</u></b>	<b>0</b>	<b>8</b>	<b><u>37</u></b>
<hr/>				
PL				
	Bank	0	0	4
	Def	0	0	10
	Dism	1	1	26
	Ref. Vacate	0	0	0
	Court Trial	0	0	0
	Other	0	2	2
	<b><u>MAG'S TOTAL</u></b>	<b>1</b>	<b>3</b>	<b><u>42</u></b>
<hr/>				
TJV				
	Bank	0	0	2
	Def	1	0	19
	Dism	0	1	10
	Ref. Vacate	0	0	0
	Court Trial	0	0	0
	Other	0	9	16
	<b><u>MAG'S TOTAL</u></b>	<b>1</b>	<b>10</b>	<b><u>47</u></b>
<hr/>				
CW				
	Bank	0	0	0
	Def	0	0	7
	Dism	0	2	22
	Ref. Vacate	0	0	0
	Court Trial	0	0	0
	Other	0	5	6
	<b><u>MAG'S TOTAL</u></b>	<b>0</b>	<b>7</b>	<b><u>35</u></b>

---

**CUYAHOGA COUNTY COURT OF COMMON PLEAS**

DATE: 03/08/2018  
 TIME: 08:59 AM

OFFICE OF THE MAGISTRATES  
 MAGISTRATE'S MONTHLY REF/REIN CASES  
 FROM 02/01/2018 TO 02/28/2018

CMSR418

MAGISTRATE	NEW REFERRALS				REINSTATED			
	Tax Treas.	Tax Cert.	Non-Tax	Total	Tax Treas.	Tax Cert.	Non-Tax	Total
<u>AUGUSTYN/KEVIN/C</u>	17	0	21	38	0	0	1	1
<u>BAKER/GAIL/D</u>	12	0	27	39	0	0	1	1
<u>BUCHA/STEPHEN/M</u>	8	0	19	27	0	0	1	1
<u>DAY/CHRISTOPHER/E</u>	9	0	26	35	0	0	0	0
<u>DYKE/JOHN/T</u>	13	0	24	37	0	0	0	0
<u>GONZALEZ/TRACEY/</u>	10	0	26	36	1	0	1	2
<u>HIPPLEY/KEVIN/</u>	9	0	28	37	0	0	5	5
<u>JACKSON/AMY/R</u>	11	0	21	32	0	0	3	3
<u>KLEIN/MONICA/</u>	13	0	24	37	0	0	0	0
<u>LUCAS/PAUL/</u>	14	0	31	45	1	2	4	7
<u>VOZAR/THOMAS/J</u>	10	1	18	29	0	1	1	2
<u>WEISS/CAROL/</u>	13	0	23	36	1	1	2	4
<b><u>TOTAL</u></b>	139	1	288	428	3	4	19	26
<b><u>COMBINED TOTAL</u></b>	454							

**CUYAHOGA COUNTY COURT OF COMMON PLEAS**

**OFFICE OF THE MAGISTRATES**

**MAG MONTHLY HEARING TOTALS**

Reporting Period: February 2018

DATE: 03/08/2018  
TIME: 09:00 AM

PAGE: 1  
CMSR3146

Monthly Hearing Total      403

AUGUSTYN  
 Default Hearings      11  
 Tax Hearings            11  
 Pretrials                4  


---

 TOTAL:                    26

BAKER  
 Default Hearings      19  
 Tax Hearings            7  
 Pretrials                0  


---

 TOTAL:                    26

BUCHA  
 Default Hearings      15  
 Tax Hearings            7  
 Pretrials                14  


---

 TOTAL:                    36

DAY  
 Default Hearings      21  
 Tax Hearings            7  
 Pretrials                6  


---

 TOTAL:                    34

DYKE  
 Default Hearings      13  
 Tax Hearings            7  
 Pretrials                2  


---

 TOTAL:                    22

GONZALEZ  
 Default Hearings      18  
 Tax Hearings            11  
 Pretrials                4  


---

 TOTAL:                    33

HIPPLEY  
 Default Hearings      13  
 Tax Hearings            4  
 Pretrials                3  


---

 TOTAL:                    20

JACKSON  
 Default Hearings      21  
 Tax Hearings            12  
 Pretrials                11  


---

 TOTAL:                    44

KLEIN  
 Default Hearings      25  
 Tax Hearings            11  
 Pretrials                2  


---

 TOTAL:                    38

LUCAS  
 Default Hearings      37  
 Tax Hearings            3  
 Pretrials                3  


---

 TOTAL:                    43



CUYAHOGA COUNTY COURT OF COMMON PLEAS

OFFICE OF THE MAGISTRATES  
MAG MONTHLY HEARING TOTALS  
Reporting Period: February 2018

DATE: 03/08/2018  
TIME: 09:00 AM

PAGE: 2  
CMSR3146

---

TOTAL:	43
VOZAR	
Default Hearings	25
Tax Hearings	12
Pretrials	12
<hr/>	
TOTAL:	49
WEISS	
Default Hearings	25
Tax Hearings	5
Pretrials	2
<hr/>	
TOTAL:	32

**CUYAHOGA COUNTY COURT OF COMMON PLEAS**

DATE: 03/08/2018  
 TIME: 9:00 AM

Office of the Magistrates  
 Magistrate's Monthly Case Load  
 MONTH: FEBRUARY 2018

PAGE: 1  
 CMSR3147

Magistrate Name	Non Tax Total	Tax Cert.	Tax Treas.	Total Tax	Total Cases
AUGUSTYN	123	1	67	68	191
BAKER	216	1	69	70	286
BUCHA	102	4	38	42	144
DAY	149	1	36	37	186
DYKE	151	3	57	60	211
GONZALEZ	210	6	70	76	286
HIPPLEY	202	5	56	61	263
JACKSON	193	3	56	59	252
KLEIN	196	5	69	74	270
LUCAS	223	4	88	92	315
VOZAR	201	6	86	92	293
WEISS	209	6	60	66	275
<b>Non Tax Total:</b>	<b>2175</b>	<b>Cert.Tax Total: 45</b>	<b>Tax Treas. Total: 752</b>	<b>Total Tax: 797</b>	<b>Total Cases: 2972</b>

***Report CMSR1062 - Judicial Foreclosure Statistics by Judge***

Report CMSR1062 provides a list of judicial foreclosure case activity for each Judge. The report identifies how many cases were pending at the beginning of the period. The new cases filed and cases that were transferred in or reactivated are added to the number pending at the beginning of the period. It then shows the type and number of terminations for the period. The total terminations are subtracted from the total pending which provides the pending at the end of the period.

# CUYAHOGA COUNTY COURT OF COMMON PLEAS

DATE: 03/08/2018  
TIME: 08:57 AM

## Foreclosure Statistics by Judge Reporting Period: February 2018

PAGE: 1  
CMSR1062

**Judge**

<b>AMBROSE, DICK</b>							
Pending at Beg of Period			New Cases Filed		Cases Transferred In / Reactivated		Total
84			10		3		97
Terminations							
Bankruptcy	Default	RefVacated	Court Trial	Dismiss	Other		Total
1	4	0	0	8	8		21
Total Pending at End of Period							76

<b>BARKER, PAMELA A</b>							
Pending at Beg of Period			New Cases Filed		Cases Transferred In / Reactivated		Total
103			20		5		128
Terminations							
Bankruptcy	Default	RefVacated	Court Trial	Dismiss	Other		Total
1	5	0	0	9	5		20
Total Pending at End of Period							108

<b>BURNSIDE, JANET R</b>							
Pending at Beg of Period			New Cases Filed		Cases Transferred In / Reactivated		Total
95			9		2		106
Terminations							
Bankruptcy	Default	RefVacated	Court Trial	Dismiss	Other		Total
2	2	0	0	3	8		15
Total Pending at End of Period							91

<b>CALABRESE, DEENA R</b>							
Pending at Beg of Period			New Cases Filed		Cases Transferred In / Reactivated		Total
99			14		1		114
Terminations							
Bankruptcy	Default	RefVacated	Court Trial	Dismiss	Other		Total
1	4	0	0	0	9		14
Total Pending at End of Period							100

<b>CLANCY, MAUREEN</b>							
Pending at Beg of Period			New Cases Filed		Cases Transferred In / Reactivated		Total
87			15		3		105
Terminations							
Bankruptcy	Default	RefVacated	Court Trial	Dismiss	Other		Total
0	3	0	0	5	6		14
Total Pending at End of Period							91

<b>COLLIER-WILLIAMS, CASSANDRA</b>							
Pending at Beg of Period			New Cases Filed		Cases Transferred In / Reactivated		Total
103			14		3		120
Terminations							
Bankruptcy	Default	RefVacated	Court Trial	Dismiss	Other		Total
0	2	0	0	10	10		22
Total Pending at End of Period							98

<b>CORRIGAN, BRIAN J</b>							
Pending at Beg of Period			New Cases Filed		Cases Transferred In / Reactivated		Total
104			12		0		116
Terminations							
Bankruptcy	Default	RefVacated	Court Trial	Dismiss	Other		Total
1	1	0	0	3	3		8
Total Pending at End of Period							108

CORRIGAN, PETER J

**CUYAHOGA COUNTY COURT OF COMMON PLEAS**

DATE: 03/08/2018  
TIME: 08:57 AM

**Foreclosure Statistics by Judge**  
Reporting Period: February 2018

PAGE: 2  
CMSR1062

<b>Judge</b>							
	Pending at Beg of Period		New Cases Filed		Cases Transferred In / Reactivated		Total
	88		11		10		109
Terminations							
	Bankruptcy	Default	RefVacated	Court Trial	Dismiss	Other	Total
	2	7	0	0	2	4	15
	Total Pending at End of Period						94
<b>DONNELLY, MICHAEL P</b>							
	Pending at Beg of Period		New Cases Filed		Cases Transferred In / Reactivated		Total
	102		12		3		117
Terminations							
	Bankruptcy	Default	RefVacated	Court Trial	Dismiss	Other	Total
	2	8	0	0	1	6	17
	Total Pending at End of Period						100
<b>FRIEDLAND, CAROLYN B</b>							
	Pending at Beg of Period		New Cases Filed		Cases Transferred In / Reactivated		Total
	96		12		3		111
Terminations							
	Bankruptcy	Default	RefVacated	Court Trial	Dismiss	Other	Total
	0	6	0	0	5	3	14
	Total Pending at End of Period						97
<b>FRIEDMAN, STUART A</b>							
	Pending at Beg of Period		New Cases Filed		Cases Transferred In / Reactivated		Total
	99		15		3		117
Terminations							
	Bankruptcy	Default	RefVacated	Court Trial	Dismiss	Other	Total
	1	3	0	0	8	12	24
	Total Pending at End of Period						93
<b>FUERST, NANCY A</b>							
	Pending at Beg of Period		New Cases Filed		Cases Transferred In / Reactivated		Total
	112		11		2		125
Terminations							
	Bankruptcy	Default	RefVacated	Court Trial	Dismiss	Other	Total
	0	3	0	0	4	9	16
	Total Pending at End of Period						109
<b>GALL, STEVEN E</b>							
	Pending at Beg of Period		New Cases Filed		Cases Transferred In / Reactivated		Total
	97		15		2		114
Terminations							
	Bankruptcy	Default	RefVacated	Court Trial	Dismiss	Other	Total
	0	1	0	0	6	2	9
	Total Pending at End of Period						105
<b>GALLAGHER, HOLLIE L</b>							
	Pending at Beg of Period		New Cases Filed		Cases Transferred In / Reactivated		Total
	63		11		4		78
Terminations							
	Bankruptcy	Default	RefVacated	Court Trial	Dismiss	Other	Total
	0	6	0	0	3	8	17
	Total Pending at End of Period						61
<b>GALLAGHER, KELLY ANN</b>							

**CUYAHOGA COUNTY COURT OF COMMON PLEAS**

DATE: 03/08/2018  
TIME: 08:57 AM

**Foreclosure Statistics by Judge**  
Reporting Period: February 2018

PAGE: 3  
CMSR1062

**Judge**

Pending at Beg of Period		New Cases Filed		Cases Transferred In / Reactivated		Total							
76		14		6		96							
Terminations													
Bankruptcy	1	Default	0	RefVacated	0	Court Trial	0	Dismiss	0	Other	9	Total	10
Total Pending at End of Period												86	

<b>GALLAGHER, SHANNON M</b>													
Pending at Beg of Period		New Cases Filed		Cases Transferred In / Reactivated		Total							
103		11		3		117							
Terminations													
Bankruptcy	2	Default	3	RefVacated	0	Court Trial	0	Dismiss	4	Other	2	Total	11
Total Pending at End of Period												106	

<b>GAUL, DANIEL</b>													
Pending at Beg of Period		New Cases Filed		Cases Transferred In / Reactivated		Total							
107		8		4		119							
Terminations													
Bankruptcy	1	Default	7	RefVacated	0	Court Trial	0	Dismiss	3	Other	7	Total	18
Total Pending at End of Period												101	

<b>JACKSON, MICHAEL E</b>													
Pending at Beg of Period		New Cases Filed		Cases Transferred In / Reactivated		Total							
93		6		4		103							
Terminations													
Bankruptcy	1	Default	3	RefVacated	0	Court Trial	0	Dismiss	4	Other	4	Total	12
Total Pending at End of Period												91	

<b>MATIA, DAVID T</b>													
Pending at Beg of Period		New Cases Filed		Cases Transferred In / Reactivated		Total							
88		16		1		105							
Terminations													
Bankruptcy	0	Default	2	RefVacated	0	Court Trial	0	Dismiss	5	Other	1	Total	8
Total Pending at End of Period												97	

<b>MCCLELLAND, ROBERT C</b>													
Pending at Beg of Period		New Cases Filed		Cases Transferred In / Reactivated		Total							
77		21		6		104							
Terminations													
Bankruptcy	1	Default	7	RefVacated	0	Court Trial	0	Dismiss	1	Other	2	Total	11
Total Pending at End of Period												93	

<b>MCCORMICK, TIMOTHY</b>													
Pending at Beg of Period		New Cases Filed		Cases Transferred In / Reactivated		Total							
96		15		9		120							
Terminations													
Bankruptcy	0	Default	1	RefVacated	0	Court Trial	0	Dismiss	6	Other	5	Total	12
Total Pending at End of Period												108	

MCDONNELL, NANCY R

**CUYAHOGA COUNTY COURT OF COMMON PLEAS**

DATE: 03/08/2018  
TIME: 08:57 AM

**Foreclosure Statistics by Judge**  
Reporting Period: February 2018

PAGE: 4  
CMSR1062

<b>Judge</b>							
	Pending at Beg of Period		New Cases Filed	Cases Transferred In / Reactivated			Total
	88		10	7			105
Terminations							
	Bankruptcy	Default	RefVacated	Court Trial	Dismiss	Other	Total
	0	3	0	0	4	7	14
	Total Pending at End of Period						91
<b>MIDAY, SHERRIE</b>							
	Pending at Beg of Period		New Cases Filed	Cases Transferred In / Reactivated			Total
	95		12	3			110
Terminations							
	Bankruptcy	Default	RefVacated	Court Trial	Dismiss	Other	Total
	1	8	0	0	1	6	16
	Total Pending at End of Period						94
<b>O'DONNELL, JOHN P</b>							
	Pending at Beg of Period		New Cases Filed	Cases Transferred In / Reactivated			Total
	59		13	4			76
Terminations							
	Bankruptcy	Default	RefVacated	Court Trial	Dismiss	Other	Total
	1	6	0	0	5	3	15
	Total Pending at End of Period						61
<b>RUSSO, JOHN J</b>							
	Pending at Beg of Period		New Cases Filed	Cases Transferred In / Reactivated			Total
	46		10	0			56
Terminations							
	Bankruptcy	Default	RefVacated	Court Trial	Dismiss	Other	Total
	0	3	0	0	6	3	12
	Total Pending at End of Period						44
<b>RUSSO, JOSEPH D</b>							
	Pending at Beg of Period		New Cases Filed	Cases Transferred In / Reactivated			Total
	80		10	10			100
Terminations							
	Bankruptcy	Default	RefVacated	Court Trial	Dismiss	Other	Total
	0	2	0	0	6	7	15
	Total Pending at End of Period						85
<b>RUSSO, MICHAEL J</b>							
	Pending at Beg of Period		New Cases Filed	Cases Transferred In / Reactivated			Total
	74		9	5			88
Terminations							
	Bankruptcy	Default	RefVacated	Court Trial	Dismiss	Other	Total
	1	3	0	0	2	3	9
	Total Pending at End of Period						79
<b>RUSSO, NANCY MARGARET</b>							
	Pending at Beg of Period		New Cases Filed	Cases Transferred In / Reactivated			Total
	66		10	1			77
Terminations							
	Bankruptcy	Default	RefVacated	Court Trial	Dismiss	Other	Total
	0	9	0	0	9	6	24
	Total Pending at End of Period						53
<b>SAFFOLD, SHIRLEY STRICKLAND</b>							

**CUYAHOGA COUNTY COURT OF COMMON PLEAS**

DATE: 03/08/2018  
TIME: 08:57 AM

**Foreclosure Statistics by Judge**  
Reporting Period: February 2018

PAGE: 5  
CMSR1062

**Judge**

Pending at Beg of Period		New Cases Filed		Cases Transferred In / Reactivated			Total
104		16		3			123
Terminations	Bankruptcy	Default	RefVacated	Court Trial	Dismiss	Other	Total
	0	6	0	0	3	7	16
Total Pending at End of Period							107
<hr/>							
Pending at Beg of Period		New Cases Filed		Cases Transferred In / Reactivated			Total
101		11		3			115
Terminations	Bankruptcy	Default	RefVacated	Court Trial	Dismiss	Other	Total
	1	2	0	0	11	4	18
Total Pending at End of Period							97
<hr/>							
Pending at Beg of Period		New Cases Filed		Cases Transferred In / Reactivated			Total
83		12		3			98
Terminations	Bankruptcy	Default	RefVacated	Court Trial	Dismiss	Other	Total
	0	5	0	0	6	5	16
Total Pending at End of Period							82
<hr/>							
Pending at Beg of Period		New Cases Filed		Cases Transferred In / Reactivated			Total
83		12		5			100
Terminations	Bankruptcy	Default	RefVacated	Court Trial	Dismiss	Other	Total
	0	5	0	0	0	6	11
Total Pending at End of Period							89
<hr/>							
Pending at Beg of Period		New Cases Filed		Cases Transferred In / Reactivated			Total
71		15		4			90
Terminations	Bankruptcy	Default	RefVacated	Court Trial	Dismiss	Other	Total
	1	2	0	0	6	4	13
Total Pending at End of Period							77
<hr/>							
Pending at Beg of Period		New Cases Filed		Cases Transferred In / Reactivated			Total
100		20		5			125
Terminations	Bankruptcy	Default	RefVacated	Court Trial	Dismiss	Other	Total
	0	8	0	0	1	9	18
Total Pending at End of Period							107



# *Monthly Summary*

# MONTHLY SUMMARY

## February 2018

NAME	PEND	ASSIGNED			TRIALS						DISP	PENDING				+	-
		CV	CR	TOT	JURY			COURT				CV	FR	CR	TOT		
Dick Ambrose	462	43	29	72	0	0	0	0	0	0	70	221	75	168	464	-2	
Pamela A. Barker	440	47	29	76	0	0	0	0	0	0	96	191	108	121	420	+20	
Janet R. Burnside	436	46	31	77	1	0	1	0	1	1	75	230	90	118	438	-2	
Deena R. Calabrese	405	49	24	73	1	0	1	0	1	1	64	196	100	118	414	-9	
Maureen Clancy	353	50	31	81	0	0	0	0	0	0	72	192	90	80	362	-9	
Cassandra Collier-Willia	428	59	38	97	0	0	0	0	0	0	101	178	97	149	424	+4	
Brian J. Corrigan	511	47	42	89	1	2	3	0	0	0	76	253	108	163	524	-13	
Peter J. Corrigan	419	53	32	85	1	0	1	0	0	0	74	195	94	141	430	-11	
Michael P. Donnelly	485	46	41	87	1	0	1	0	1	1	79	193	99	201	493	-8	
Carolyn B. Friedland	480	45	24	69	0	1	1	0	0	0	67	251	97	134	482	-2	
Stuart A. Friedman	459	46	34	80	0	0	0	0	2	2	96	227	92	124	443	+16	
Nancy A. Fuerst	389	52	24	76	0	2	2	0	0	0	98	189	109	69	367	+22	
Steven E. Gall	414	47	34	81	0	0	0	0	0	0	85	173	105	132	410	+4	
Hollie L. Gallagher	374	49	22	71	0	0	0	0	1	1	85	205	61	94	360	+14	
Kelly A. Gallagher	385	50	27	77	0	1	1	0	1	1	78	221	86	77	384	+1	
Shannon M. Gallagher	438	43	34	77	0	0	0	0	1	1	71	219	106	119	444	-6	
Daniel Gaul	472	46	31	77	1	1	2	0	0	0	84	214	101	150	465	+7	
Michael E Jackson	514	44	42	86	1	1	2	0	0	0	80	215	91	214	520	-6	
David T. Matia	398	43	29	72	0	0	0	0	0	0	74	209	97	90	396	+2	
Robert C. McClelland	474	54	39	93	1	0	1	0	0	0	75	226	93	173	492	-18	
Timothy McCormick	394	51	33	84	0	1	1	0	0	0	82	193	108	95	396	-2	
Nancy R. McDonnell	354	48	28	76	0	0	0	0	0	0	70	196	91	73	360	-6	
Sherrie Miday	459	46	37	83	0	0	0	0	0	0	76	268	91	107	466	-7	
John P. O'Donnell	392	44	27	71	0	0	0	0	1	1	72	205	61	125	391	+1	
John J. Russo	158	25	25	50	0	0	0	0	0	0	38	98	44	28	170	-12	
Joseph D. Russo	460	58	40	98	0	0	0	0	1	1	72	215	85	186	486	-26	
Michael J. Russo	369	46	34	80	0	2	2	0	1	1	77	192	79	101	372	-3	
Nancy Margaret Russo	267	46	38	84	0	0	0	0	1	1	108	115	53	75	243	+24	
Shirley Strickland Saffold	408	47	25	72	0	1	1	0	0	0	49	193	106	132	431	-23	
Michael P. Shaughnessy	425	48	46	94	0	1	1	0	1	1	99	211	94	115	420	+5	
Brendan J. Sheehan	343	48	25	73	0	3	3	1	0	1	81	171	81	83	335	+8	
John D. Sutula	539	50	40	90	0	0	0	0	0	0	62	289	89	189	567	-28	
Kathleen Ann Sutula	372	51	27	78	0	0	0	0	0	0	70	192	77	111	380	-8	
Joan Synenberg	377	56	32	88	0	0	0	0	0	0	81	168	107	109	384	-7	
<b>TOTALS</b>	14053	1623	1094	2717	8	16	24	1	13	14	2637	6904	3065	4164	14133	-80	

*Year to Date Summary*

# SUMMARY FOR THE COURT

## January - February 2018

NAME	PEND	ASSIGNED			TRIALS						DISP	PENDING				+ -
		CV	CR	TOT	JURY			COURT				CV	FR	CR	TOT	
Dick Ambrose	441	92	70	162	0	1	1	0	1	1	139	221	75	168	464	-23
Pamela A. Barker	437	101	58	159	0	0	0	0	0	0	176	191	108	121	420	+17
Janet R. Burnside	421	99	72	171	1	2	3	0	1	1	154	230	90	118	438	-17
Deena R. Calabrese	440	97	51	148	1	0	1	0	1	1	174	196	100	118	414	+26
Maureen Clancy	363	104	67	171	0	0	0	0	0	0	172	192	90	80	362	+1
Cassandra Collier-Willia	454	114	68	182	0	0	0	0	0	0	212	178	97	149	424	+30
Brian J. Corrigan	494	100	86	186	1	2	3	0	0	0	156	253	108	163	524	-30
Peter J. Corrigan	415	100	58	158	1	1	2	0	0	0	143	195	94	141	430	-15
Michael P. Donnelly	469	92	77	169	1	1	2	0	1	1	145	193	99	201	493	-24
Carolyn B. Friedland	479	96	58	154	0	1	1	0	1	1	151	251	97	134	482	-3
Stuart A. Friedman	450	101	67	168	0	0	0	0	2	2	175	227	92	124	443	+7
Nancy A. Fuerst	385	107	53	160	0	2	2	0	0	0	178	189	109	69	367	+18
Steven E. Gall	427	96	65	161	0	0	0	1	0	1	178	173	105	132	410	+17
Hollie L. Gallagher	373	97	61	158	1	0	1	0	2	2	171	205	61	94	360	+13
Kelly A. Gallagher	395	99	42	141	0	1	1	1	1	2	152	221	86	77	384	+11
Shannon M. Gallagher	457	90	61	151	0	0	0	0	3	3	164	219	106	119	444	+13
Daniel Gaul	465	95	68	163	1	2	3	0	0	0	163	214	101	150	465	0
Michael E Jackson	484	89	81	170	1	2	3	0	0	0	134	215	91	214	520	-36
David T. Matia	410	87	74	161	1	0	1	0	0	0	175	209	97	90	396	+14
Robert C. McClelland	463	101	81	182	1	0	1	1	0	1	153	226	93	173	492	-29
Timothy McCormick	404	100	67	167	0	1	1	0	0	0	175	193	108	95	396	+8
Nancy R. McDonnell	354	96	67	163	0	0	0	0	1	1	157	196	91	73	360	-6
Sherrie Miday	453	96	67	163	0	1	1	0	1	1	150	268	91	107	466	-13
John P. O'Donnell	391	89	60	149	0	0	0	0	1	1	149	205	61	125	391	0
John J. Russo	165	50	33	83	0	0	0	0	0	0	78	98	44	28	170	-5
Joseph D. Russo	457	111	79	190	0	0	0	0	2	2	161	215	85	186	486	-29
Michael J. Russo	370	94	77	171	0	4	4	1	1	2	169	192	79	101	372	-2
Nancy Margaret Russo	276	93	65	158	0	0	0	0	1	1	191	115	53	75	243	+33
Shirley Strickland Saffold	386	99	65	164	1	1	2	0	0	0	119	193	106	132	431	-45
Michael P. Shaughnessy	433	90	82	172	0	1	1	0	1	1	185	211	94	115	420	+13
Brendan J. Sheehan	353	93	50	143	0	4	4	1	1	2	161	171	81	83	335	+18
John D. Sutula	538	99	76	175	0	0	0	0	1	1	146	289	89	189	567	-29
Kathleen Ann Sutula	373	96	53	149	0	0	0	0	0	0	142	192	77	111	380	-7
Joan Synenberg	387	110	67	177	0	0	0	0	0	0	180	168	107	109	384	+3
<b>TOTALS</b>	14062	3273	2226	5499	11	27	38	5	23	28	5428	6904	3065	4164	14133	-71

*Corrections/Adjustments*